



FOREWORD

The style, layout and presentation of this new issue of the Master Parts Catalogue is the result of considerable research into our customers' needs, and to obtain the maximum assistance from this publication, we ask for your kind study of the following explanatory notes.

GUIDANCE FOR ORDERING SPARE PARTS

It will be readily appreciated that the correct ordering of Units or Spare Parts speeds the handling of our customers' requirements through Agents, Stockists and Depots, etc. It is therefore important to quote the Part Number; most units of Lucas manufacture clearly state a part number. This number should be quoted in all instances. If for any reason it is not possible to do this, or should there be any doubt about it, always quote MAKE AND DESCRIPTION OF VEHICLE, HORSE POWER OR ENGINE RATING and YEAR OF MANUFACTURE.

AVAILABILITY OF PARTS

The parts shown in this catalogue are those normally required for replacement purposes. If a part is required and is not to be found in the catalogue, application should be made to the Technical Records Department, Joseph Lucas Ltd., Gt. Hampton Street, Birmingham 18, who will advise you on the possible availability.

C.A.V. EQUIPMENT

Particulars of C.A.V. equipment, both electrical and fuel injection, can be found in the Equipment Specification Guide (Section A). Detailed Spare Parts for C.A.V. electrical equipment only are included at the end of each appropriate group collated in the Section Index. Details of Spare Parts for Fuel Injection Equipment can be obtained by reference to the C.A.V. Master Publications, or on application to Technical Publications, C.A.V., Acton, London W.3.

HOW TO USE THIS CATALOGUE

Your customers' orders for spare parts will normally fall into one of the following four categories:

- | | |
|---|---|
| (a) Details of Vehicle or Engine only given. | (c) Supply to sample. |
| (b) Part Number of complete unit quoted (but not Part Number of spare part required). | (d) Part Number of spare part but no further details given. |

This catalogue attempts to meet all the above contingencies as follows:

- A. The Vehicle Equipment Guide (Section A) now contains *complete individual specifications for each vehicle* from 1946-1960 inclusive, arranged alphabetically, with details of Lucas and C.A.V. equipment fitted appearing below each individual model. It is, therefore, only necessary to refer to the appropriate page to find the part number of any particular LUCAS or C.A.V. unit. Let us assume that a commutator end bracket is required for a generator on an Austin A40 Car, 1952. Details of this vehicle are given on page A21, and the part number of the generator is given as 22258D. Turning to Generator Section D of the catalogue, detailed spare parts for this machine will be found on page D12, where the part number of the component is shown to be 227702.
- B. As the part number of the complete unit is known, turn to the detailed spare parts of the catalogue section concerned and proceed as in example A.
- C. As will be seen from the Section Index, this catalogue is made up of distinct sections, each dealing with a separate LUCAS or C.A.V. unit (Generator, Starting Motor, Distributor, etc.). Furthermore, in each section all similar parts are photographed in groups, i.e. contact sets, rotor arms, etc. Therefore identification of samples by means of these illustrations becomes much simpler. Failing this, further information must be obtained as in A or B above.
- D. A complete list of part numbers contained in this catalogue is given in the Numerical Index, together with the page numbers on which details of the parts can be found.

UNITS OR PARTS IN FREQUENT DEMAND

Certain customers find it useful to know which units and parts are common to many vehicles, or are fitted to the more popular cars. In each section, under the heading of Vehicle Application Reference, all units are grouped for easy reference. In addition, it can be seen that certain parts are common to many units by scanning the horizontal tabulations in the Detailed Spare Parts of each section.

SUPERSESSION CHART FOR UNITS AND PARTS

It will be appreciated that many of the older units and components are no longer available, and every endeavour is made to replace them with more modern and improved types. It should, perhaps, be emphasised that the components selected will always satisfactorily replace those originally fitted.

INTERCHANGEABILITY OF UNITS

Prior to the introduction of the five-figure numbering system all units bore an individual six-figure number, which gave no indication of possible interchangeability.

The five-figure system, with its use of suffix letters, clearly shows that all units bearing the same basic number are interchangeable as a complete unit; e.g. *Distributor* 40283A, 40283B, 40283D, etc., whilst having internal modifications, are interchangeable as complete units.

CONDITIONS OF SALE

Any LUCAS article, whether bought direct from us or from a dealer, is supplied upon condition that it shall not be resold TO THE TRADE below the LOWEST FIXED WHOLESALE SELLING PRICE, or to any person other than a bona-fide dealer below the LOWEST FIXED RETAIL SELLING PRICE of it appearing in our printed List of Lowest Fixed Prices for the season current at the time of the resale; that any such resale shall be subject to these Conditions; and that if any such resale be made below the proper Lowest Fixed Selling Price—the dealer so reselling it will be liable to pay us the sum of FIVE POUNDS as liquidated damages.

RESTRICTIVE TRADE PRACTICES ACT

No article to be resold in the United Kingdom, except at a price fixed by the manufacturer, and such resale is subject to Section 25 of the Restrictive Trade Practices Act, 1956.

ALTERATIONS TO PRICES AND SPECIFICATIONS

We reserve the right to alter any prices or specifications at any time without notice. All goods are sold subject to prices and conditions ruling at the time of delivery.

ORDERING QUANTITIES

Please state clearly quantity required. For example: 1 or 6; 1 packet or 6 packets. Certain components are supplied in packets of 10. Large quantities of such items should be ordered in packet multiples. For example: 1 packet = 10 pieces; 6 packets = 60 pieces.

EXHIBITION

The goods listed herein are sold on the condition that they are not to be exhibited by any person, firm or company at any Exhibition in Great Britain or Ireland without our written authority.

TELEGRAPHIC CODES

It is usually necessary to telegraph only in cases of urgency. To save time and expense, we suggest that the following codes be used:

LABAR	..	Send by Post.	LIMAC	..	Send by Goods Train.
LACER	..	Send by Parcel Post.	AIRMA	..	Send by Air Mail.
LACH	..	Send by Registered Post.	LICIA	..	Send by Passenger Train,
LESTA	..	Send by Passenger Train.			to be called for at Station.

Thus, telegram "LICIA 22259, Lucaserv, Cardiff, Telex" would signify that we were required to send by passenger train, to be called for at the station, one Generator C39P-2, Service No. 22259, for our Cardiff Depot.

USE OF PATTERNS

When parts are sent to us as patterns they should be carefully labelled, indicating the name and address of the sender, together with reference or order number, which will enable us to deal with the matter properly. In all cases an indication should be given of the unit from which the part has been removed.

UNITS FOR REPAIR

All articles for repair must be sent "CARRIAGE PAID" or will not be accepted. A label bearing name and address of sender must be attached to each article.

B90 FACTORY EXCHANGE SERVICE

Under the LUCAS B90 Factory Exchange Service Scheme, certain units may be exchanged for a factory repaired unit incorporating the latest design and material at a reasonable fixed price. Full details and prices may be found in catalogue No. X120.


GUARANTEE

All usual and reasonable precautions have been taken by us to ensure excellence of materials and workmanship, and in the event of any defect in any Lucas product which is not caused by fair wear and tear, misuse, accident or negligence, being disclosed within twelve months of its being put into use, we will either supply new parts or components in exchange for those defective, or repair such defective parts or components free of charge.


We do not undertake to dismantle or reassemble, or bear the cost of dismantling or reassembling any such part or component on the vehicle or chassis. This undertaking shall be deemed to exclude any and every other obligation whatsoever, and all liability for any loss or damage howsoever and whensoever caused or arising, except the cost of replacement or repair in accordance with this undertaking.

JOSEPH LUCAS LIMITED · BIRMINGHAM 19 · ENGLAND


SECTION INDEX



EQUIPMENT SPECIFICATIONS WITH INDEX	A
AMMETERS, BATTERY SUNDRIES, CABLES AND SUNDRIES, 'LUCAR' CONNECTORS	B
CONTROL BOXES, CUTOUTS, FUSE BOXES, JUNCTION BOXES, REGULATORS, RELAYS, TERMINAL BLOCKS	C
GENERATORS, DYNAMOTOR, ALTERNATORS	D
HORNS, HORN PUSHES, HORN PUSHES AND DIPPER SWITCHES	E
DISTRIBUTORS, H.T. COILS, MAGNETOS, SUPPRESSORS	F
HEADLAMPS, HEADLAMP CONVERSION SETS	G
FOG, PASS AND DRIVING LAMPS	H
SIDE, SIDE AND FLASHER, FRONT FLASHER LAMPS	J
REAR AND REAR FLASHER LAMPS, REFLEX REFLECTORS, FLASHING INDICATOR SETS	K
SUNDRY LAMPS, WARNING LIGHTS, PANEL LIGHTS, TRAILER PLUGS AND SOCKETS, LAMP BULBS	L
TRAFFICATORS	M
STARTING MOTORS	N
STEERING COLUMN CONTROLS, CONTROL ARMS, NACELLES	P
SWITCHES, PETROL RESERVE VALVES	Q
WINDSHIELD WIPERS, SCREEN JET EQUIPMENT	R
AUTOMATIC TRANSMISSION, OVERDRIVE EQUIPMENT	S
SUPERSESSION CHART	T
NUMERICAL INDEX	U



CONTENTS



EQUIPMENT SPECIFICATIONS. For complete specifications of LUCAS and C.A.V. equipment fitted to cars and commercial vehicles, see pages A5-A158.

NUMERICAL INDEX. For complete list of all part numbers, in numerical order, appearing in this catalogue, see pages U1-U38.

SUPERSESSION CHART. For complete list of replacement part numbers for superseded parts, listed in numerical order, see pages T1-T8.

	Page No.		Page No.
	A		
Alternator	D2		
Ammeters	B1		
	B		
Battery sundries	B11		
Fillers, battery	B11		
Switches, master battery	Q31		
Bulbs	L11		
Bulb holders, warning light	L6		
	C		
Cables	B15		
Cable wiring sundries	B13		
Capacitors	F63		
Control boxes	C1		
Resistances	C15		
Cutouts	C1		
	D		
Distributors	F1		
Bearing chart	F61		
Bushing chart	F61		
Gears, driving	F62		
Dynamotor	D3		
	F		
Fuse boxes	C11		
Fuse chart	C12		
	G		
Generators	D4		
Bearing chart	D6		
Bushing chart	D6		
Brush chart	D7		
Gear sets	F62		
	H		
Horns	E1		
Brackets	E6		
Horn pushes	E7		
Horn pushes and dipper switches	E8		
	I		
Ignition coils	F58		
	J		
Junction boxes	C10		
	L		
LAMPS			
Bonnet	L1		
Boot	L1		
Clock illumination	L1		
Dash	L1		
Driving	H1		
Flasher, front	J4		
Flasher, rear	K4		
Flasher indicator sets	K53		
Fog	H1		
Switches, foglamp	Q5		
		LAMPS—continued	
		Glove box	L1
		Handlamp, portable	H14
		Head, external fitting	G10
		With switch panels	G9
		Conversion sets, headlamp	G71
		Lens chart, headlamp	G69
		Head, flush fitting	G25
		High power projectors	G4
		Inspection lamp	L3
		Plugs and sockets, inspection lamp	L9
		Interior	L1
		Map reading	L1
		Number plate illumination	K10
		Number plate and reverse	K14
		Number plate boxes	K8
		Panel	L1
		Pass	H1
		Radiator badge	L3
		Reflex reflectors	K55
		Repeater	L1
		Reverse	K18
		Reverse, tail and number plate	K20
		Roof	L1
		Selector cover illumination	S4
		Side	J7
		Side and flasher, combined	J2
		Lens chart, side and flasher lamps	J25
		Spot, roof mounting	H14
		Stop	K20
		Stop tail	K28
		Stop tail and flasher	K37
		Stop tail and flasher, Model 597	K47
		Stop tail and boot	K48
		Stop tail and number plate, Models 564 and VP64	K21
		Stop tail and number plate	K22
		Stop tail and reverse or boot	K48
		Lens chart, rear lamps	K59
		Numerical and descriptive reference, rear lamps	K1
		Tail	K52
		Tail and number plate	K50
		Taxi sign	L1
		Lucar connectors	B18
			M
		Magnetos	F60
			P
		Petrol reserve valves	Q36
		Plugs and sockets, lamp	L9
		Plugs and sockets, trailer	L9
			R
		Regulators	C1
		Relays	C14
		Resistors	F63

continued



CONTENTS

	Page No.
S	
Screenjets	R44
SPECIAL TRANSMISSION EQUIPMENT	
Borg Warner automatic transmission	S4
Borg Warner overdrive	S3
'Easidrive'	S2
Laycock de Normanville overdrive	S6
Manumatic	S1
Newton Bennet clutch	S1
Pre-selector gear change	S2
Torque convertor	S1
Starting motors	N1
Pre-engaged models	N26
Self-index models	N24
Bushing chart	N3
Bearing chart	N3
Brush chart	N2
Main spring identification charts	N6
Pinion and barrel identification charts	N5
Pinion and sleeve identification charts	N4
Sleeve and control nut identification charts	N6
Switch, starting motor mounted	N29
Steering column controls	P6
Steering column control arms	P2
Steering column nacelles	P32
Slip rings (steering column control)	P32
Suppressors	F63
SWITCHES	
LIGHTING AND DIRECTION INDICATOR	
Bonnet light	Q5
Boot light	Q5
Cab light	Q5
Courtesy light	Q7
Dipper	Q5
Door light	Q5
Driving lamp	Q9
Flasher	Q5
Flasher and horn push	Q7
Foglamp	Q5
Headlamp	Q5
Interior light	Q5
Lighting	Q5
Lighting and dipper	Q5
Lighting, flasher and horn push	Q9
Lighting and horn push	Q7
Lighting and ignition or main	Q5
Map/reading light	Q5
Mercury (boot or rear door)	Q5
Panel light (and rheostat)	Q5
Pillar light	Q5
Reverse lamp	Q5
Reverse lamp and starting inhibitor	Q5
Roof light	Q5
Step light	Q5
Stop lamp	Q5
Trafficator	Q5
Trafficator and horn push	Q7
Trafficator interrupter	Q5
FUEL AND OIL	
Main pump	Q20
Petrol	Q20
Petrol and/or oil level	Q20
Petrol/oil change-over	Q20
Petrol pump	Q20
Petrol reserve	Q20
STANDARDISATION OF PLC SWITCHES	Q22
IGNITION AND STARTING	
Choke heater	Q24
Choke heater warning light	Q24
Ignition	Q24
Ignition and lighting	Q24
Ignition and starting	Q24
Solenoid operating	Q24
Starting heater or plug	Q24
Starting motor	Q25
Starting motor solenoid	Q26

SWITCHES—continued

	Page No.
IGNITION AND STARTING—continued	
Thermostart	Q38
GENERAL PURPOSE	
Air conditioning	Q30
Battery master or main	Q31
Brake booster warning light	Q31
Change-over, trailer	Q30
Demister	Q31
Demister and air valve	Q30
Demister and dimmer	Q31
Handbrake	Q30
Heater or fan	Q30
Heater and demister	Q30
Heater and interior light	Q30
Horn (Lotus VII Series 2 only)	Q31
Hydraulic suspension damper solenoid	Q31
Isolator	Q30
Screenjet	Q30
Trailer security	Q30
Window lift	Q30
Windshield wiper	Q30
Windshield wiper and screenjet	Q30
SUNDRY ITEMS OF SWITCHGEAR	
Adaptor, starter switch; caps; couplings; escutcheon plates; housing, flasher switch; plunger guards; rubber boots and cushions; springs, stop lamp; striker plate, flasher switch; terminal cover, starting switch	Q26
T	
Terminal blocks	C10
Terminal connectors	C10
Trafficators	M1
Arms	M7
Fixing plates	M8
Switches	Q5
W	
Warning lights	L6
Windshield wipers	R1
Arms	R31
Arm measuring chart	R38
Angle of crank chart	R39
Universal replacements	R37
Blades	R28
Cable racks	R25
Casings, outer	R24
Clutch housings	R20
Control boxes	R20
Conversion sets	R42
Couplings	R27
Dual arm attachment sets	R40
Grommets	R26
Link sets	R19
Motors	R5
Screenjets	R44
Switches	Q30
Wheelboxes	R21
C.A.V. EQUIPMENT	
Ammeters	B10
Control boxes	C21
Fuse boxes	C23
Fuse strips and fuse carriers with wire	C24
Generators	D23
Bearing chart	D24
Brush chart	D25
Starting motors	N33
Brush chart	N40
SWITCHES	
Battery cut-off	Q38
Series parallel	Q38
Starting push and heater switches	Q38
Thermostart	Q38

LUCAS

SECTION

A

Vehicle	Year	Page No.	Vehicle	Year	Page No.	Vehicle	Year	Page No.
A.C. CARS			ASTON MARTIN			AUSTIN—continued		
16 h.p. Saloon	1948-57	A5	2 litre	1947-50	A16	Taxi (Diesel)	1955-60	A31-32
Invalid Carriage	1947-53	A5	DB2	1951-54	A16-17	Hire Car (Petrol)	1950-58	A32-33
'Petite'	1953-57	A5	DB2/4	1955-57	A17	Hire Car (Diesel)	1955-60	A32-33
'Ace' Sports (AC Engine) ..	1955-60	A6	DB3/S Competition 2-seater ..	1956	A17	'Champ' (Civilian)	1954-56	A33
'Ace' Sports (Bristol Engine) ..	1956-60	A6	DB Mk. III Saloon	1958-59	A17-18	1 and 1½ ton 4x4 Cargo Truck (Civilian)	1954-55	A33
'Aceca' Coupé (AC Engine) ..	1955-60	A6	DB4	1959-60	A18	1 ton LD1A (Petrol)	1955-60	A34
'Aceca' Coupé (Bristol Engine)	1957-60	A6	DB4GT	1960	A18	1 ton LDO1A (2.2 litre Diesel)	1956-60	A34
A.F.N.			AUSTIN			1½ ton LD2A (Petrol)	1955-60	A34
'Le Mans'	1951-54	A6	8 h.p. Saloon and Tourer	1946-47	A18	1½ ton LDO2A (2.2 litre Diesel)	1956-60	A34
'Mille Miglia'	1951-54	A7	8 h.p. Van	1946-47	A18	S200 1½ ton (2.2 litre Petrol and Diesel) Series IVFG ..	1960	A36-37
LFA ROMEO			10 h.p.	1946-47	A19	1½/2 ton 301 Range (except 301 FC)	1957-60	A41
'Giulietta'	1953-58	A7	10 h.p. Van	1946-47	A19	2 ton 301FC (3.4 litre Diesel)	1958-59	A34
'Berlina' (750C)	1955-60	A7	12 h.p.	1946-47	A19	25 cwt. Van and Ambulance ..	1948-54	A34
Sprint (750B)	1956-60	A7	16 h.p.	1946-48	A19	2 and 3 ton Trucks	1946-48	A35
t.i. (753)	1958-60	A7	A30 'Seven'	1952-56	A19-20	2 and 5 ton Trucks	1949-50	A35
'Spyder'	1956-60	A7	'Seven' (850)	1959-60	A20	2 and 5 ton Trucks Series II ..	1951-55	A35
T10 Van (Petrol)	1956-60	A7	Quarter Ton Van	1960	A20	3 ton Series II	1955	A35
'Giulietta'	1956-60	A7	A35 Saloon	1957-59	A20	Petrol and Diesel Trucks		
'Sprint Veloce' (750E)	1958-60	A8	A35 'Countryman'	1957-60	A20	3 ton Series III	1956-59	A36
'Spyder Veloce' (750F)	1958-60	A8	A35 Pick-up	1957-58	A20	4 ton Series III	1957-59	A36
'Sprint Speciale'	1958-60	A8	A35 Van	1957-60	A20	5 ton Series III	1956-59	A36
'2000' Saloon	1958-60	A8	A40 'Devon'	1948-52	A21	Prime Mover	1956-59	A36
2000' Spyder	1959-60	A8	A40 'Dorset'	1948	A21	Series III Normal Control		
ALLARD			A40 'Somerset'	1953-54	A21	3 ton (303)	1960	A36
16 h.p.	1947-49	A8	A40 'Cambridge'	1955-56	A21	4 ton (403)	1960	A36
'J', 'J2' and 'J2X' Models	1949-55	A8-9	A50 'Cambridge'	1955-57	A21	5 ton (503)	1960	A36
'J2R' Model	1956	A9	A40 Van	1948-56	A21-22	Series IVFG Trucks (4 litre Petrol and 3.4 litre Diesel)		
'K' and 'L' Models	1949-51	A9	A40 'Countryman'	1948-56	A21-22	2 ton (T200)	1960	A36-37
'K3' Model	1954-55	A9-10	A40 Pick-up Truck	1948-56	A21-22	3 ton (304)	1960	A36-37
'P' and 'M' Models	1949-51	A10	A40 Sports	1951-53	A22	4 ton (404)	1960	A36-37
'P2' Model	1952-55	A10	A40 Saloon (A2S6)	1959-60	A22	Series IVFF Forward Control Trucks		
'Clipper' 3-wheeler	1955	A11	A40 'Countryman'	1960	A22	5 ton (504) (Petrol and Diesel)	1959-60	A37
Palm Beach '21C'	1953-55	A11	A55 'Cambridge'	1958-59	A23	Prime Mover (Petrol and Diesel)	1959-60	A37
Palm Beach '21Z'	1953-55	A11	A55 'Cambridge' Mk. II	1959-60	A23	7 ton (701 and 702) (Diesel)	1959-60	A37
ALVIS			A55 Pick-up Truck and Chassis and Van	1957-60	A23-24	7 ton (701 and 702) Forward Control Trucks (Diesel)	1956-58	A37
14 h.p.	1946-50	A11	A70 'Hampshire'	1948-51	A24	2½ ton Petrol Tanker	1946-55	A37-38
3 litre TA21	1951-53	A11	A70 'Hereford'	1952-55	A24	¾ and ¾ ton Petrol Tanker Series III	1957-60	A38
TC21 and TC21/100	1954-55	A11	A70 'Countryman' and Pick-up Truck	1952-55	A24	7 ton B.M.C. Petrol Tanker Series III (5.1 litre Diesel) ..	1958	A38
'Grey Lady'	1954-55	A11	A90 'Atlantic'	1949-52	A25	Coach	1947-50	A39
'Tickford' Coupé	1954-55	A11	A90 and A95 'Westminster' and 'Countryman'	1955-59	A25	Coach Series II	1951-55	A39
3 litre TB21 Sports	1952	A12	A99	1959-60	A25-26	Coach Series III	1957-60	A39-40
3 litre TC108G Saloon (Graber Body)	1956-57	A12	A105 (BS7)	1957-59	A26	10 cwt. 'Gipsy'	1958-60	A40
3 litre TD21 Saloon and Coupé	1958-60	A12	A105 (Vanden Plas BS8)	1958-59	A26	10 cwt. 101 Van	1958-60	A40
ARMSTRONG SIDDELEY			A125 'Sheerline'	1948-54	A26-27	152 'Omnicoch'	1957-60	A40-41
'Hurricane' and 'Lancaster' ..	1946-53	A12-13	A125 Limousine	1951-54	A27	152 'Omnitruck'	1957-60	A40-41
'Typhoon'	1948-50	A12-13	A135 4 litre 'Princess' Saloon	1948-60	A27-28	152 'Omnivan'	1957-60	A40-41
Utility	1950-52	A13	A135 4 litre 'Princess' Limousine	1948-60	A27-28	BARRETT, W. & F.		
'Whitley' Saloon	1950-53	A13	4 litre 'Princess' Saloon Mk. IV	1957-59	A28	147 c.c. All-weather Invalid Car	1953-54	A42
Limousine	1951-52	A14	4 litre 'Princess' Limousine ..	1957-59	A28	197 c.c. All-weather Invalid Car	1955	A42
'Sapphire'	1953-55	A14	3 litre 'Princess'	1960	A29	'Midget' All-weather Invalid Car	1954	A41
'Sapphire 234'	1956-58	A14-15	Ambulance (DA1)	1951-55	A29	Invalid Carriage	1949-54	A41
'Sapphire 236'	1956-58	A14-15	Hearse (DH1)	1951-55	A29	BATAVUS		
'Sapphire 346' Saloon	1956-59	A15	Ambulance Chassis (DA2 and DA3)	1956-60	A29	3-wheeler	1949	A42
'Sapphire 346' Limousine	1956-59	A15	Hearse Chassis (DH2 and DH3)	1956-60	A29	SECTION		
½ ton Pick-up Truck (Export only)	1957	A15	Austin-Healey '100'	1954-56	A30	A		
'Star Sapphire'	1959-60	A15-16	Austin-Healey '100M'	1954-56	A30	A		
'Star' Limousine	1960	A16	Austin-Healey '100 Six' (BN4 and BN6)	1957-59	A30	A		
			Austin-Healey '3000'	1959-60	A30	A		
			Austin-Healey 'Sprite'	1958-60	A31	A		
			'Metropolitan'	1957-60	A31	A		
			Taxi (Petrol)	1948-58	A31-32	A		



VEHICLE INDEX—continued

Vehicle	Year	Page No.
BEARDMORE		
Taxi Mk. VII (Ford Consul Engine)	1955-58	A42
BEDFORD		
5/6 cwt. Van	1946-47	A42
10/12 cwt. Van	1946-52	A42
CA Van	1953-60	A43
30 cwt.	1946-50	A42
1½ ton K Truck	1951-53	A43
2/3 and 3/4 ton	1946-50	A43
3 ton MS-ML Truck	1951-53	A43
5 ton Truck	1946-50	A43
5 ton Scammell Tractor	1946-50	A43
4 ton OSA-OLA Truck	1951-53	A43
5 ton OSB-OLB Truck	1951-53	A43
7 ton S Type Truck	1951-60	A44
8 ton OSS Scammell Tractor	1951-53	A43
9 ton S Type Tractor	1951-60	A44
10 ton S Type Tractor	1951-60	A44
12 ton S Type Tractor	1951-60	A44
SBO Coach	1954-56	A44
SB Type Coach and Chassis	1951-60	A45-46
SH Fire Engine Chassis	1951-53	A43
Fire Engine Chassis (Petrol)	1955-57	A45-46
SLO-SSO Truck	1954-56	A44-45
SAO Tractor (Perkins R6 Eng.)	1954-56	A44-45
1/6 ton TA, TD and TJ Normal Control Petrol Trucks	1953-60	A46
1/6 ton TA, TD and TJ Normal Control Diesel Trucks	1953-60	A45
4/6 ton TC Forward Control Petrol Trucks	1958-60	A46
4/6 ton TC Forward Control Diesel Trucks	1958-60	A45
Ambulance	1949-50	A43
Bus	1946-50	A43
BENTLEY		
4½ litre Mk. VI	1946-51	A47
4½ litre Mk. VII	1952-54	A47
'Continental' Sports	1952-60	A47-48
'S' Saloon	1955-59	A48
'S2' Saloon	1960	A48
BERKELEY		
Sports Car (700 c.c. Enfield Engine)	1959-60	A48
BOND		
'Minicar'	1958-60	A49
BRISTOL		
2 litre	1947-48	A49
'400'	1949-50	A49
'401'	1949-53	A49
'403'	1954	A50
'404'	1954-55	A50
'X404' (Arnolt Body)	1954	A50
'405'	1955-58	A50-51
'406'	1958-60	A51
BRUSH ELECTRIC		
Battery Vehicle	1951-55	A51
CITROEN		
15 h.p.	1946-55	A51
23 h.p.	1946-55	A52
2CV	1954-60	A52
DS19	1956-60	A52
ID19	1959-60	A52
'Safari'	1960	A52
CLECCO ELECTRICS		
Battery Vehicle	1952-54	A52

Vehicle	Year	Page No.
COMMER		
8 cwt. Van	1946-52	A52-53
Estate Car	1949	A52-53
'Express' Delivery Van	1953-60	A53
Pick-up Truck	1953-60	A53
'Cob' Light Van	1957-60	A54
'Cob' Series II	1960	A54
15/25 cwt.	1946-48	A54
25 cwt. Lyons Van	1949-50	A54
½ ton Forward Control Van and Passenger Chassis	1960	A55
25 cwt. Forward Control	1946-56	A55
1½/1¼ ton Forward Control Mk. V	1956-60	A55-56
1 ton Forward Control	1959-60	A55-56
25 cwt. 'Superpoise' Van	1949-56	A56
Medium Pick-up Truck Mk. IV	1951-54	A56
¾/1¼ ton 'Superpoise' Van	1956-60	A56-57
Medium Pick-up Truck Mk. V	1956-60	A56-57
2 and 3 ton	1946-47	A57
2/3 ton	1949-54	A57
3/4 ton	1949-54	A57
4/5 ton	1949-51	A57
5 ton 'Superpoise'	1952-54	A57
'Commando' (Petrol)	1950-53	A57
2/5 ton 'Superpoise' (Petrol)	1955-60	A57-58
3/5 ton 'Superpoise' (Diesel)	1955-60	A57-58
6 ton 'Superpoise' (Petrol and Diesel)	1959-60	A57-58
3 ton Four Wheel Drive Cross-country Vehicle	1956	A58
3 and 4 ton Trucks (Petrol)	1947-49	A58
Pantechicon (Petrol)	1947-49	A58
Tipper (Petrol)	1947-49	A58
'Commando' (Petrol)	1947-49	A58
3 and 4 ton Trucks (Diesel)	1947	A59
Pantechicon (Diesel)	1947	A59
Tipper (Diesel)	1947	A59
'Commando' Chassis (Diesel)	1947	A59
3/4 ton	1952-54	A59
4/5 ton	1950-51	A59
5 ton 'Superpoise' (Diesel)	1952-54	A59
4, 5 and 6 ton Forward Control (Petrol and Perkins C305 Diesel)	1959-60	A59-60
5 ton	1947	A60
5 ton 'Superpoise' (Diesel, 24 volt)	1954-60	A60
6 ton 'Superpoise' (Diesel, 24 volt)	1959-60	A60
5 and 7 ton	1949	A60-61
5 and 7 ton Forward Control	1950-54	A60-61
5 ton Forward Control	1955-58	A61
6½ and 7 ton	1949-50	A61-62
7 ton Forward Control (Petrol and Rootes TS3 Diesel)	1955-60	A61
8 ton Tractor Trailer	1950	A62
10/12 ton Tractor (Rootes TS3 Diesel)	1957-60	A61
'Avenger' Coach (Petrol, 12 volt)	1949-60	A62
'Avenger' (Rootes TS3 Diesel, 24 volt)	1954-60	A62-63
Fire Tender or Pump Chassis	1952-60	A63
COOPER		
'Monaco' Sports (Coventry Climax Engine)	1959-60	A63
DAIMLER		
27 h.p. Limousine	1946-53	A63
36 h.p. Limousine	1946-53	A64
2½ litre Models (except 'Consort')	1946-53	A64
2½ litre 'Consort'	1950-53	A64-65
3 litre 'Regency' Saloon	1953	A65
3 litre 'Regency' Coupé	1953	A65
'Conquest' ('Century') Saloon	1954-58	A65

Vehicle	Year	Page No.
DAIMLER—continued		
'Conquest' Roadster and Drop-head Coupé	1954-57	A65-66
DC27 Ambulance	1949-54	A66
'Empress' Saloon	1955	A66
'Regency' (and 'Sportsman')	1955	A66
'Regina' Limousine	1955	A66
3½ litre 'One-O-Four' Saloon	1956-59	A67
'One-O-Four' Lady's Model	1956	A67
4½ litre Limousine	1956-60	A67
'Majestic'	1959-60	A67
SP250 Sports	1960	A68
DELLOW MOTORS		
Sports Mk. III	1952-54	A68
Sports Mk. IIC	1955-57	A68
Mk. V Lightweight	1955-57	A68
DIAMOND MOTORS		
Pedestrian Controlled Battery Vehicle	1951-56	A68
DODGE		
61C	1947-48	A68
100C	1947-48	A68
101C	1947-48	A68
120C	1947	A68
122C	1947-48	A68
Petrol Models	1949-60	A69
Perkins P6 Diesel Models	1951-60	A69-70
Perkins P4 Diesel Models (12 volt)	1958-60	A69-70
Perkins R6 Diesel Models (24 volt)	1954-58	A70
Perkins R6 Diesel Models (12 volt)	1959-60	A70
Leyland 0.350 Diesel Models (24 volt)	1958-60	A71
DOUGLAS		
15/20/25 cwt. Electric Vehicles	1949	A71
Battery Vehicle	1950-54	A71
'Handyvan'	1949-50	A71
ELVA		
'Courier' (B.M.C. 1,500 c.c. Engine)	1959-60	A71-72
ENCON MOTORS		
'Clipper'	1954	A72
FAIRTHORPE		
'Electron' and 'Electron Minor'	1958-60	A72
'Atomota'	1959-60	A72
'Zeta'	1960	A72
FITT, GEORGE		
Invalid Carriage (Villiers Mk. VI Engine)	1951-55	A73
FRAZER NASH		
'Mille' Miglia'	1955	A73
'Targa Florio'	1955	A73
'Sebring'	1955	A73
Hard Top	1955	A73
FRISKY		
Saloon	1958	A73
Coupé	1959	A73
'Family Three'	1960	A73
GUNDEL, LEONARD		
'Handy Motor' 3-wheel Delivery Van	1951-55	A73

VEHICLE INDEX—continued



Vehicle	Year	Page No.
HARBOROUGH CONSTRUCTION		
Battery Vehicle (12 volt) ..	1951-54	A73
HEALEY		
16 h.p. Saloon and Roadster ..	1948-49	A74
'Sportsmobile'	1949	A74
'Silverstone'	1950	A75
'Tickford' Saloon	1951-54	A75
'Abbot' Drophead Coupé ..	1952-54	A75
HILLMAN		
'Minx' All Models	1946-57	A75-76
'Minx' De Luxe Series III ..	1958-59	A75-76
'Minx' De Luxe Series IIIA ..	1959-60	A77
'Minx Special' Series III ..	1958-59	A77
'Minx Special' Series IIIA ..	1959-60	A77-78
'Husky' Series I	1955-60	A77
'Husky' Series II	1960	A77-78
HINDLE SMART		
Battery Vehicle	1951-54	A78
H.R.G.		
9 h.p.	1946-52	A78
12 h.p.	1946-52	A78
HUMBER		
'Hawk'	1946-57	A78-79
New 'Hawk' Series I and IA ..	1958-60	A79-80
'Imperial'	1946-53	A80
'Pullman'	1946-54	A80
'Snipe'	1946	A80
'Super Snipe'	1946-57	A81
New 'Super Snipe' Series I and II ..	1959-60	A81-82
INVACAR		
Invalid Carriage	1951-55	A82
ISETTA (Great Britain)		
'300'	1957-60	A82
JAGUAR		
1½ litre Saloon	1946-48	A82
2½ litre	1946-51	A83
3½ litre Mk. V	1946-52	A83-84
3½ litre Mk. VII	1952-58	A83-84
3½ litre Mk. VIII	1957-59	A84-85
Mk. IX Saloon	1959-60	A84-85
2.4 litre	1956-59	A85
2.4 litre Mk. II	1960	A85
3.4 litre	1958-59	A86
3.4 litre Mk. II	1960	A86
3.8 litre	1960	A86
XK120	1949-54	A86-87
XK140	1955-57	A86-87
XK150	1958-60	A86-87
XK-SS Open 2-seater (U.S.A. only) ..	1958	A87
JENSEN		
3½ litre	1946-47	A88
4 litre 'Interceptor'	1950-55	A88
541 and 541R	1954-60	A88-89
6 ton 'JNSN' Lightweight ..	1946-47	A89
30 cwt. 'Jen-Tug' Tractor ..	1946-54	A89
'Lightweight' Commercial Vehicle ..	1954-55	A89
'Tempo 1500'	1958-60	A90
JOWETT		
'Javelin'	1948-54	A90
'Javelin' De Luxe	1948-54	A90-91
'Jupiter' Sports	1951-54	A91
10 cwt. 'Bradford' Van ..	1946-54	A91
De Luxe Van and 6 Light Utility	1949-52	A91-92

Vehicle	Year	Page No.
KARRIER		
'Bantam'	1946-60	A92
'Cob'	1947-48	A92
3 ton CK3	1946-52	A93
'Gamecock' (Municipal and Industrial)	1953-60	A93
1½/1½ ton Passenger Chassis ..	1957-60	A94
LAGONDA		
2½ litre	1949-52	A94
3 litre Saloon and Coupé ..	1954-58	A94-95
LAMBOURNE, C. F.		
'Lamb-Kar'	1952-54	A95
LANCHESTER		
10 h.p. LD10	1946-51	A95
14 h.p.	1952-53	A95
'Sprite'	1955-56	A95-96
LANCIA		
'Appia' and 'Flamina' Coupés ..	1959-60	A96
LARMAR ENGINEERING		
Invalid Carriage	1948-54	A96
LAYTON SPORTS CAR		
'Jomar' (T.V.R.)	1959-60	A96
LEA FRANCIS		
14 h.p.	1946-54	A96-97
18 h.p. 4 Light Saloon	1951-54	A97
18 h.p. 6 Light Saloon	1950-53	A97-98
1½ litre Sports	1949	A98
2½ litre Sports	1950-54	A98
LEWIS, H. T.		
Pedestrian Controlled Battery Vehicle	1951-55	A98
LIGHT DELIVERY VEHICLES		
'Bi-Van' and 'Tri-Van'	1949-51	A98
LLOYD		
'650' Roadster	1948-50	A98
LOTUS		
Mk. VII and Mk. VIII (Ford 100E Engine)	1958	A99
Mk. IX (Climax or M.G. Eng.) ..	1958-59	A99
Mk. VII Series II	1960	A99
'Elite'	1959-60	A99
MEYNELL (See also Paramount)		
'Cub' Mk. I, 'Vixen' and 'Flying Fox' Roadster and Coupé Mk. I	1952	A99
M.G.		
1½ litre	1947-53	A100
'Midget'	1946-55	A100-101
'MGA'	1956-59	A100-101
'MGA 1600'	1959-60	A100-101
'Magnet'	1954-59	A101
'Magnet' Mk. III	1959-60	A101-102
MIDLAND VEHICLES		
Battery Vehicle	1951-55	A102

Vehicle	Year	Page No.
MORGAN		
3-wheeler	1948-52	A102
'Plus-Four'	1946-60	A102-103
'Four-Four' (Standard Engine) ..	1949-50	A103
'Four-Four' Series II (Ford Engine)	1956-60	A103-104
MORRIS		
8 h.p.	1946-48	A104
10 h.p.	1946-48	A104
'Minor' 2-door Saloon and Tourer	1948-56	A104-105
'Minor' 4-door Saloon	1951-56	A104-105
'Traveller'	1954-56	A104-105
'Minor 1000' Series III and 'Traveller'	1957-60	A105
'Mini-Minor' 850	1959-60	A105-106
Quarter Ton 'Minivan'	1960	A105-106
'Cowley' Saloon	1955-59	A106
'Cowley' Van and Pick-up Truck	1950-53	A106
'Oxford' Saloon Series I-III ..	1948-59	A107
'Traveller' Series I-IV	1953-60	A107
'Hindustan' Series I-III	1955-60	A107
'Oxford' Saloon Series V	1959-60	A107-108
'Oxford' Taxi and Hire Car ..	1947-51	A108
'Six' Saloon	1948-54	A108-109
'Isis' Saloon	1956-57	A109
'Isis' Saloon Series II	1958	A109
'Isis' Traveller	1956-57	A109
5 cwt. Van	1946-53	A109
Quarter Ton Van and Pick-up Truck	1954-60	A109-110
Quarter Ton Van (G.P.O.)	1954-60	A110
10 cwt. Van	1946-50	A110
Half Ton Van and Pick-up Truck	1954-60	A111
MORRIS COMMERCIAL		
15/20 cwt. (PV)	1946-53	A111
25/30 cwt. (LC3)	1946-52	A111-112
25/35 cwt.	1946	A112
30 cwt. LC4 and G.P.O. (Petrol) ..	1953	A112-113
LC5 and G.P.O. (Petrol)	1954-60	A112-113
LCO (Diesel)	1956-57	A112
LC05 (Diesel)	1958-60	A112
LC05X (Diesel, G.P.O. Model) ..	1958-59	A112-113
35/40, 45/55 and 60/70 cwt., 5 ton Forward Control, Tipper and ECV13/3	1946-48	A113
CV Ambulance	1947-51	A113
CVF13/5 (Lorries)	1946-47	A113-114
CV11/30 (Lorries)	1946-48	A113-114
CV11/40 (Lorries)	1946-51	A113-114
CV9/40 (Tippers)	1950-51	A113-114
CV10 (Tippers)	1946-48	A113-114
ECV13/5 (Petrol) and ECV10/13/5 (Diesel)	1949	A114
FV	1949-53	A114
FVS	1954	A114
FVS12/5	1955	A114
FVO	1949-53	A115
FVSO	1954	A115
FVSO12/5	1955	A115
NV	1954	A115
NV12/3	1955	A115
NVO	1951-54	A116
NVO12/3 and NVO11/5	1955	A116
NVS	1951-54	A115
NVS12/3 and NVS13/5	1955	A115
OP Passenger Chassis	1949-50	A116
'PP' Coach	1950-52	A116
Petrol Tanker	1951-52	A114
10 cwt. 'J' Van	1949-57	A116-117
'J2' Light Van, Pick-up Truck and 'Minibus'	1957-60	A117
'JB' Van	1958-60	A117-118
LD1 (1 ton Petrol) and LD2 (1½ ton Petrol)	1954-60	A118
LDO (Diesel)	1956	A118
LDO1 (1 ton Diesel) and LDO2 (1½ ton Diesel)	1957-60	A118
LCFO (2 ton Diesel)	1958-59	A118
3 ton 3KNC (G.P.O.)	1956-59	A118-119



VEHICLE INDEX—continued

Vehicle	Year	Page No.
MORRIS COMMERCIAL—continued		
2½, 4 and 5 ton Trucks Series III	1956-60	A119
Coach Series III	1957-59	A119
Tanker Series III	1957-60	A119
Prime Mover Series III	1958-60	A119
1½, 2, 3 and 4 ton Forward Control Trucks Series IVFG	1960	A120
7 ton Truck and Tanker (Diesel)	1958	A120-121
5 ton Truck, Coach and Prime Mover (Petrol and Diesel) and 7 ton Truck and Tanker Series IVFF (Diesel)	1959-60	A120-121
MORRISON ELECTRICARS		
Battery Vehicle	1951-54	A121
25 cwt. Austin Electricars B1/LH	1955-56	A121
1 ton D4 and 25 cwt. E	1955-60	A121
10 cwt. BM, 20 cwt. DI and 30 cwt. F and FL	1955-60	A121
1 ton P90	1955-57	A121
2 ton GT Tractor	1959	A121
20 cwt. EH	1960	A121
NASH HEALEY		
Sports	1951-54	A121
NASH METROPOLITAN		
Series I-IV	1954-60	A122
PARAMOUNT CARS (See also Meynell)		
Roadster and Coupé	1951-54	A122
PEERLESS		
'Gran Turismo'	1959-60	A122
RELIANT		
750 c.c. 4 cylinder 3-wheeler	1946-54	A123
'Regal' Car (6 volt)	1953-58	A123
5 cwt. Van (6 volt)	1955-58	A123
'Regal' Car (12 volt)	1959-60	A123
5 cwt. Van (Home, 6 volt)	1959	A123
5 cwt. Van (Home, 12 volt)	1960	A123
5 cwt. Van (Export, 12 volt)	1959-60	A123
6 cwt. Van and Truck (6 volt)	1954-55	A124
10 cwt. 3-wheeler Van (later 'Regent') (12 volt)	1951-56	A124
'Regent Four' Van (Export only)	1959-60	A124
RENAULT		
760 c.c. 4CV Saloon	1952-55	A124
8.3 h.p. Car and Van	1947-51	A124
12 h.p. Car	1946-51	A125
RILEY		
1½ litre	1946-55	A125
'One-Point-Five'	1958-60	A125
2½ litre	1947-53	A126
'Pathfinder'	1954-57	A126
'Two-Point-Six'	1958-59	A126-127
'Four Sixty-Eight'	1959-60	A127
ROLLS-ROYCE		
'Silver Wraith'	1956-59	A127-128
'Silver Dawn'	1953-55	A128
'Silver Cloud'	1956-59	A128
'Phantom V' (engine details only) and 'Silver Cloud' II	1960	A129

Vehicle	Year	Page No.
ROVER		
10 h.p. and 12 h.p.	1946-47	A129
14 h.p. and 16 h.p.	1946-47	A129
'60'	1948-49 and 1954-59	A129-130
'75'	1948-59	A130-131
'90'	1954-59	A130-131
'105'	1957-59	A130-131
'80' and '100'	1960	A131-132
3 litre	1959-60	A132
'Landrover'	1948-60	A132-133
Station Wagon	1948-51	A132-133
SCOTT ELECTRIC		
Battery Vehicle	1951-55	A133
SIMCA 'ARONDE'		
De Luxe	1959	A133
'Chatelaine' Station Wagon	1959	A133
'Oceane' and 'Plein Ciel'	1959	A134
'Elisee', 'Etoile' and 'Monthery'	1960	A134
SIMCA 'VEDETTE'		
'Beaulieu' and 'Chambord'	1959	A134
SINGER		
9 h.p. Roadster	1946-51	A134
10 h.p.	1946-49	A134
12 h.p.	1946-49	A135
1,200 c.c. 4AC and 1,500 c.c. 4AD	1952-55	A135
'SM1500'	1949-54	A135
'Hunter'	1955-56	A135-136
'S' Model	1956	A135-136
'Gazelle' Series I-III	1957-59	A136
'Gazelle' Series IIIA	1959-60	A136-137
SMITHS DELIVERY VEHICLES		
Standard Drive Model (Electric)	1953-55	A137
14, 20 and 30 cwt. (Electric)	1956-58	A137
1 ton (Diesel)	1953-55	A137
2 ton (Diesel, CP80)	1953-55	A137
Mobile Shop (Electric)	1953-55	A137
Mobile Shop (Petrol or Diesel)	1956-58	A138
STANDARD		
8 h.p.	1946-48	A138
'Eight' and 'Ten' Saloons	1954-59	A138-139
'Companion' Estate Car and 6 cwt. Van and Pick-up Truck	1956-60	A139
12 h.p.	1946-48	A140
14 h.p.	1946-48	A140
'Vanguard' Saloon Phases I and II	1948-55	A140-141
Estate Car Phases I and II (Petrol)	1948-56	A140-141
(Diesel)	1954-56	A140-141
12 cwt. Van and Pick-up Truck (Petrol)	1948-57	A140-141
(Diesel)	1955-57	A140-141
'Vanguard' Saloon Phase III (Export only in 1959-60)	1956-60	A141-142
Estate Car Phase III	1957-60	A141-142
'Vanguard Sportsman'	1957-58	A141-142
'Vignale Vanguard' (Home only)	1959-60	A141-142
'Pennant'	1958-59	A142-143
'Ensign'	1958-60	A143
'Atlas' 10/12 cwt. Forward Control Van and Pick-up Truck	1959-60	A143
SUNBEAM		
'Alpine'	1953-55	A144
'Alpine Special'	1955	A144
Saloon Mk. III	1955-57	A144
Coupé	1955	A144
'Alpine' Sports	1959-60	A144
'Rapier'	1956-60	A145

Vehicle	Year	Page No.
SUNBEAM-TALBOT		
10 h.p.	1946-47	A145
2 litre	1946-47	A146
'80'	1948-50	A146
'90'	1948-54	A146-147
SWALLOW COACHBUILDING		
'Doretti'	1954-55	A147
TIPPEN, FRANK		
Invalid Carriage	1955-56	A147
Invalid Carriage	1960	A147
TORNADO		
'Typhoon' (special Lucas kit)	1959-60	A147
TRIUMPH		
'1800' (18T and 18TR) Saloon and Roadster	1946-48	A148
'2000' Saloon and Roadster	1949	A148
2-seater Sports	1954	A148-149
TR2	1955-56	A148-149
TR3	1956-60	A148-149
'Mayflower'	1950-53	A149
'Renown'	1950-54	A149-150
'Herald'	1959-60	A150
TROJAN		
15 cwt. 'Electrojan'	1951-53	A150
15/20 cwt. Van (Petrol)	1946-60	A150-151
15/20 cwt. Van and Truck (Diesel)	1954-60	A151
25 cwt. Van, Truck and Bus (Diesel)	1959-60	A151
VAUXHALL		
10 h.p.	1946-47	A151
12 h.p.	1946-47	A152
14 h.p.	1946-48	A152
'Wyvern'	1948-57	A152-153
'Velox'	1948-60	A152-153
'Cresta'	1955-60	A152-153
'Grosvenor', Estate Car and 'Dormobile'	1957	A152-153
'Friary' Estate Car	1960	A152-153
'Victor'	1958-59	A153
'Victor' Series II	1960	A153
'Envoy' Station Wagon (Export Canada only)	1960	A153
VERNON'S INDUSTRIES		
Invalid Carriage	1951-54	A153
VICTOR ELECTRIC		
Battery Vehicle	1951-55	A153
WALES & EDWARDS		
1 ton Electric Van	1953-55	A153
WESSEX INDUSTRIES		
Delivery Van	1952-55	A154
WOLSELEY		
8 h.p.	1946-48	A154
10 h.p.	1946-48	A154
12 h.p.	1946-48	A154
14 h.p.	1946-48	A154-155
18 h.p.	1946-48	A155
25 h.p.	1948	A155
'Four Forty-Four'	1953-56	A155
'Four Fifty'	1949-53	A156
'Six Eighty'	1949-54	A156
'Six Ninety'	1955-59	A156-157
'Six Ninety-Nine'	1959-60	A157
'Fifteen Hundred'	1958-60	A157-158
'Fifteen Fifty'	1957-59	A158
'Fifteen Sixty'	1959-60	A158

Equipment Specification

The Lucas Equipment shown in the following specifications is that fitted to the vehicles originally. It will be noticed that certain items are starred. These are no longer obtainable, and reference should be made to the Supersession Chart, Section 'T', where a suitable replacement will be found.

A.C. CARS 16 h.p. Saloon 1948-57

Unit	Year	Part No.	Unit	Year	Part No.	Unit	Year	Part No.
Ammeter	1948-50	*36037A	LAMPS—continued			SWITCHES—continued		
Battery	1948-51	36105A	L.H.D., dip right ..	1948-49	*A50799D	Ignition and lighting ..	1948-49	*34035A
Coil, ignition ..	1948-51	SLT13A	" " " " Later ..	1952-53	*A50445K	Panel	1948-49	*34062A
Control box	1948-51	GT11A	" " " " ..	1954	*50528M	" " " " ..	1948-49	*31285A
Distributor	1948-49	*45020A/B	" " " " ..	1955	*51345A	Solenoid, starting motor ..	1949	*31271A
Fuse box	1952-57	37065E	" " " " ..	1956-57	*51345B/F	Solenoid operating	1950-57	76022B
Generator	1948-49	*37048E	Head, Export Europe ..	1951-52	*B50799D	" " " " ..	1948-49	*76411D/E
Horn	1950-56	40143A/D	(not France)	1952-53	*50961A	Terminal block	1948-51	*31300A
Low note	1951	40143E/F	ditto Later ..	1954-55	51346A	Stop lamp	1948-51	31281B
High note	1948-49	*385211	ditto	1956-57	51346B	Spring	1951-57	315543
" " " " ..	1950-56	*37154A	ditto	1949 &	51346B	Stop lamp Later ..	1951-57	31082D
" " " " ..	1955-57	22428A	Head, Export France ..	1951-52	*50808D	Windshield wiper	1951-57	*31271A
" " " " ..	1948-49	*69021A	" " " " ..	1950	*50790E	" " " " ..	1948-53	37082A
" " " " ..	1950-56	*69011E/J	" " " " Later ..	1952-53	*50978A	Trafficators	1953-54	*37101B
" " " " ..	1957	69046E	" " " " ..	1954-55	51411A	" " " " ..	1948-50	*54018D
" " " " ..	1948-49	*69022A	" " " " ..	1956-57	51411B	" " " " ..	1951-52	*54039A
" " " " ..	1950-56	*69012F/J	Number plate illumination ..	1948-57	*53107A	" " " " ..	1953-57	54044D
" " " " ..	1957	69047E	Side	1948	52120B/E	Warning light (ignition) ..	1948-57	*38013B
" " " " ..	1950-54	33135B	" " " " ..	1949	*52143A	Windshield wipers		
" " " " ..	1955-57	*33116B	" " " " ..	1950-51	52160A	Motor	1948-49	*75055K
LAMPS			" " " " ..	1952-57	*52143A	" " " " ..	1950-51	*75055L
Fog	1950-51	*55010A	Side and flasher	1953-56	*52162E	" " " " Later ..	1951-57	75153B
" " " " ..	1952	*55055B	" " " " ..	1957	*52162F	Control box	1948-50	72593D
" " " " ..	Later	55084A	Stop tail	1948	*53082A	Wheelbox	1948-57	72590A/K
" " " " ..	1952-57	*55055D	" " " " ..	1949	53131B	Crosshead and rack assy. ..	1948-57	72590A/K
Head, Home			" " " " ..	1950-55	53178B/D	Cut to 27 $\frac{1}{2}$ "	1948-49	736177
R.H.D., dip left (L.H.)	1948-49	*50799D	Stop tail and reflex	1956-57	53330D	" " " " ..	1950	736364
" non-dip (R.H.)	1948-49	*50579K	Stop tail and number plate, ..	1948	*53077A	" " " " 44 $\frac{1}{8}$ "	1951-57	736307
" dip left (L.H.)	1950	*50445K	Export	1948-52	*B50799D	Inner cable rack	1948-50	736024
" non-dip (R.H.)	1950	*50446K	Tail and number plate, ..	1951-57	*062553	Outer casing	1948-50	*739832
" dip left (L.H.)	1951-52	*50799D	Export Norway	1951-57	39007A	Motor to control box	1951-57	739868
" non-dip (R.H.)	1951-52	*50579K	Mirror	1948-49	*256011	Motor to wheelbox	1948-50	*739933
Head, Home and Export			Panel light	1950-57	*25532A/B	Control box to wheel- ..	1948-50	740032
R.H.D., dip left ..	1952-53	*50959A	Starting motor	1948-51	32754A/H	boxes	1948-50	*739934
" (R.H. and L.H.) Later ..	1954-55	51344A	Steering column control	1952-57	32848A/F	4" nearside wheelbox	1951	*739934
" " " " ..	1956-57	51344B	Suppressor	1954-57	78114A	Wheelbox to wheelbox ..	1951-57	*739979
Head, Export			SWITCHES			ditto Later ..	1948-57	740031
R.H.D., dip left ..	1948-49	*50799D	Dipper	1948-57	31284A	3" offside wheelbox	1948-57	738410
" (L.H. and R.H.) ..	1950	*50445K	Foglamp	1949-50	*31285A	Ferrule, casing retaining ..	1948-50	*735098
" " " " ..	1951-52	*50799D	Knob	1951-57	316231	Arm	1951-57	*737557
" " " " ..	1951-52	*50799D	Foglamp	—	31201B/D	Left hand	1951-57	*737453
			Knob	—	316231	Right hand	1948-50	727759
						Blade	1951-57	*737572

A.C. CARS Invalid Carriage 1947-53

Unit	Year	Part No.	Unit	Year	Part No.	Unit	Year	Part No.
Ammeter	1947-50	*369001	LAMPS—continued			SWITCHES—continued		
Battery	1947-53	*36151A	Tail and number plate	1947-51	*A53007B	Starting motor	1950-53	76427B
Coil, ignition ..	1947-53	SLG11E	Stop tail and number plate ..	1952-53	*53182B	Adaptor plate	—	78275A
Control box	1947-53	*45036A	Starting motor	1947-52	25032A	Stop lamp	1947-53	31281B
Distributor	1947-53	*37054E	" " " " Later	1952-53	25037A	Spring	—	*315737
Fuse box	1947-53	40079D	Steering column control	1947-51	32831B/F	Trafficator	1952-53	31311A
Generator	1947-53	*385211	SWITCHES			Trafficators	1949-51	*54042A
Junction box	1947-53	*22006B	Dipper	1947-48	31284A	Warning light (ignition) ..	1952-53	54046A/D
LAMPS			Horn push	1949-53	*31254A	" " " " ..	1947-53	*38012B
Head, Home			Ignition and lighting	1952-53	76210A	Windshield wipers		
L.H. and R.H. ..	1947-49	*50792B	" " " " ..	1947-48	*34035A	Motor	1949-53	*75127A
" " " " ..	1950-51	50572F	Solenoid, starting motor ..	1949-53	*34075A	Coupling bar	1949-53	*732963
" " " " ..	1952-53	51033A	ditto Yoke fixing	1947-48	76022B	Bearing	1949-53	731271
" " " " ..	1947-51	*A52157A	ditto Flat fixing	1949	*07601A	Arm	1949-50	*735098
" " " " ..	1952-53	*A52040A	Solenoid operating	1947-49	*076016	Left hand	1951-57	*737453
					*31071A	Right hand	1948-50	727759
						Blade	1949-53	727759

A.C. CARS 'Petite' 1953-57

Unit	Year	Part No.	Unit	Year	Part No.	Unit	Year	Part No.
Battery	1953-57	GLT7A	LAMPS—continued			SWITCHES—continued		
Control box	1953-57	*37138B/D	Side	1953-55	52139B	Starting motor	1953-57	76423A
Fuse box	1953-57	*37130A	" " " " ..	1956-57	52139E	Coupling	1953-57	764428
Generator	1953-55	22258D	Stop tail and number plate ..	1953-57	53244B/D	Stop lamp	1953	31281B
" " " " ..	1956-57	22258E/F	Mirror	1953	*062567	" " " " ..	1954-57	31082B/E
LAMPS			Reflex reflector	1955-57	57031D	Spring	1953	315543
Head, Home			Starting motor	1953	25034A/B	Trafficator	1953-54	31311A
R.H.D., dip left ..	1953-55	51344A	Suppressor Later ..	1953-57	25047A	Trafficators		
" " " " ..	1956-57	51344B	" " " " ..	1953-54	78105A	(De Luxe Model)	1953-54	54044D
Head, Export			SWITCHES			Warning lights		
L.H.D., dip right ..	1953-55	*51345A	Door light	1953	*31222A	Ignition (red glass)	1953-57	*38013B
" " " " ..	1956-57	*51345B	Earthing	1953-54	*31071A	Neutral gear (green glass) ..	1953	38054A
Head, Export Europe ..	1953-55	51346A	" " " " ..	1953-57	31272A	Windshield wipers		
(not France)	1956-57	51346B/E	Lighting and horn push ..	1953-57	34074A	Motor	1953-57	*75196A
ditto	1953-55	51411A	Panel	1953-54	31201B	Arm	1953-57	*735061
Head, Export France ..	1956-57	51411B	Knob	—	316231	" (De Luxe Model)	1953-57	*735077
" " " " ..						Blade	1953-57	727803
" " " " ..						" (De Luxe Model)	1953-57	727759

* See Supersession Chart L.H. .. Left hand R.H. .. Right hand L.H.D. .. Left hand drive R.H.D. .. Right hand drive

Note. Before ordering Steering Column Controls refer to the detailed parts section (P)



A.C. CARS 'Ace' Sports: AC Engine 1955-60 and Bristol Engine 1956-60

Unit	Year	Part No.	Unit	Year	Part No.	Unit	Year	Part No.
Ammeter	1955-60	*36200A	LAMPS— <i>continued</i>			SWITCHES— <i>continued</i>		
Battery	1955-60	GLT7A	Head, Export			Solenoid, starting motor	1955-60	*76411E
Coil, ignition			L.H.D., dip right ..	1956-60	51972A/D	Solenoid operating ..	1955	31107A
AC engine	1955-57	*45038A	Head, Export Europe			"	1956-60	*31071A
"	1958-60	*45054K	(not France)	1957-60	51534B/E	Stop lamp	1955-60	31082E
Bristol engine ..	1956	*45012B	Head, Export France ..	1957-60	51411B	Windshield wiper ..	1955-56	*31276A
"	1957-60	*45054H/K	Head, Export U.S.A. ..	1959-60	*58499A/B	"	1957-60	31568B
Control box	1955-57	*37138D	Number plate illumination	1955	53093D	Knob	—	*318168
"	1958-60	37182H	"	1956-60	53093H	Warning light (ignition) ..	1955-60	38049A
Distributor			Side and flasher	1955	*52236A	Windshield wipers		
AC engine	1955	40143E	Side flasher	1955-60	*52276A	Motor	1955-56	75144A
"	Later	40462A	Stop tail and reflex ..	1955-60	53305B/D	"	1957	*75236A
Bristol engine ..	1956-60	40551A/B	Mirror	1955-60	062557	"	1958-60	75311A
Flasher unit	1955-57	*35003A	Screenjet (optional) ..	1958-60	077006	Wheelbox	1955-56	72629A
"	1958-60	35010A	Starting motor			"	1957-60	72639A
Flasher relay	1955-60	33117A/D	AC engine	1955-60	*25532B	Crosshead and rack assy.		
Fuse box	1955-60	*37154A	Bristol engine	1956-60	25026B/E	Cut to 44"	1955-56	736307
Generator	1955	22258D	"	1960	25026F/H	"	1957	741264
"	1956-60	22258E/H	Steering column control ..	1955-60	32941A/B	Crosshead and rack assy.	1958-60	744256
Horn			SWITCHES			Outer casing		
Low note	1955	*69011J	Dipper	1955-60	31284A	Motor to wheelbox ..	1955-56	739868
"	Later	69046A/F	Foglamp	1956-60	*31419A	"	1957-60	745387
High note	1955	*69012J	Knob	—	316102	Wheelbox to wheelbox ..	1955-56	*739979
"	Later	69047A/F	Ignition and lighting ..	1955-60	*34018B	"	1957-60	745386
Inspection lamp sockets ..	1955-57	*301186	Main pump	1957-60	*31498A	3", offside wheelbox ..	1955-56	740031
"	1958-60	38604A	Knob	—	*325296	End tube	1957-60	740746
LAMPS			Panel rheostat	1958	78279A	Ferrule, casing retaining	1957-58	740715
Driving (optional) ..	1956-60	55132B	Knob	—	316163	Grommet	1958-60	740811
Fog (optional)	1956-60	55128B	Panel rheostat	Later	*78320A	Arm	1955-56	*742291
Head, Home and Export			Knob	—	769064	"	1957-60	741488
R.H.D., dip left ..	1955-58	51538B	"	—		Blade	1955-60	737681
"	Later	51538D/E						

A.C. CARS 'Aceca' Coupé: AC Engine 1955-60 and Bristol Engine 1957-60

Unit	Year	Part No.	Unit	Year	Part No.	Unit	Year	Part No.
Ammeter	1955-60	*36200A	LAMPS— <i>continued</i>			SWITCHES— <i>continued</i>		
Battery	1955-60	GLT7A	Head, Export Europe			Solenoid, starting motor	1955-60	*76411E
Coil, ignition			(not France)	1957-60	51534B/E	Solenoid operating ..	1955	31107A
AC engine	1955-57	*45038A	Head, Export France ..	1957-60	51411B	"	1956-60	*31071A
"	1958-60	*45054K	Head, Export U.S.A. ..	1959-60	*58499A/B	Stop lamp	1955-60	31082D/E
Bristol engine ..	1957-60	*45054H/K	Number plate illumination	1958-60	53093H	Windshield wiper ..	1955-56	*31276A
Control box	1955-56	*37138D	Side and flasher	1955-60	*52276A	"	1957-60	31568B
"	1957-60	37182H	Stop tail, flasher and reflex	1955-60	5330D	Knob	—	*318168
Distributor			Mirror	1955-60	062552	Windshield wipers		
AC engine	1955-60	40462A	Screenjet (optional) ..	1958-60	077006	Motor	1955-56	75144A
Bristol engine ..	1957-60	40551A/B	Starting motor			"	1957	*75236A
Flasher unit	1955-57	*35003A	AC engine	1955-60	22532B	"	1958-60	75311A
"	1958-60	35010A	Bristol engine	1957-60	25026D/E	Wheelbox	1955-56	72629A
Flasher relay	1955-60	33117A/D	"	1960	25026F/H	"	1957-60	72639D
Fuse box	1955-60	*37154A	Steering column control ..	1955-60	32941A/B	Crosshead and rack assy.		
Generator	1955	22258D	SWITCHES			Cut to 44"	1955-56	736307
"	1956-60	22258E/H	Dipper	1955-60	31284A	"	1957	741264
Horn			Foglamp	1956-60	*31419A	Crosshead and rack assy.	1958-60	744256
Low note	1955-60	69046A/F	Knob	—	316102	Outer casing		
"	Later	69047A/F	Ignition	1955-60	31403B/F	Motor to wheelbox ..	1955-56	739868
Inspection lamp sockets ..	1955-57	301186	Lighting	1955-58	31426B	"	1957-60	745387
"	1958-60	38604A	"	1959-60	31568A	Wheelbox to wheelbox ..	1955-56	*739979
LAMPS			Knob	—	318305	"	1957-60	745386
Driving (optional) ..	1956-60	55132B	Panel	1955-60	*31276A	3", offside wheelbox ..	1955-56	740031
Fog (optional)	1956-60	55128B	rheostat	1958	78279A	End tube	1957-60	740746
Head, Home and Export			Knob	—	316163	Ferrule, casing retaining	1957-58	740715
R.H.D., dip left ..	1955-60	51538B	Panel rheostat	Later	*78320A	Grommet	1958-60	740811
Head, Export			Knob	—	769064	Arm	1955-56	*737529
L.H.D., dip right ..	1956-60	51972A/D	"	—		"	1957-60	745071
						Blade	1955-60	738724

A.F.N. 'Le Mans' 1951-54

Unit	Year	Part No.	Unit	Year	Part No.	Unit	Year	Part No.
Ammeter	1951-52	*36110A	LAMPS— <i>continued</i>			Steering column control ..	1951-52	*32750A
Battery	1953-54	36099E	Head, Export			"	1953-54	*32829A
Coil, ignition			L.H.D., dip right ..	1951	*A50821D	SWITCHES		
Control box	1951-54	G77A	"	Later	*50775B	Dipper	1951-54	31284A
Distributor	1951-54	*45012A/D	L.H.D., dip right ..	1952	50877B	Flasher	1951-54	31311A
"	Later	37065E	"	Later	*51355A	Ignition and lighting ..	1951-54	*34014A
Fuse box	1951-53	40109D	Head, Export Europe			Map light	1951-54	*31276A
Generator	1953-54	40346A	(not France)	1951	*B50821D	Panel	1951-54	31201B
"	1951-54	*37137A	ditto	Later	*50996A	Knob	—	314026
"	Later	*22250E/F	ditto	1952	50986A/D	Solenoid, starting motor	1951-52	76022B
Horn	1951	069344	ditto	Later	*51354A	ditto	Later	*76411D
Low note	1952-54	*69011F	Number plate illumination			Solenoid operating ..	1951-54	31258A
High note	1952-54	*69012F	(U.S.A.)	1951-54	53093E	Warning lights		
LAMPS			Side	1951-52	52030A	Ignition	1951-54	*38015B
Dash	1952-54	*56021A	"	Later	*52182A/B	Main beam	1951-54	38018B
Head			"	1951-52	52134B	Windshield wipers		
R.H.D., dip left (Home)	1951	*50821D	Stop Tail (U.S.A.) ..	1951-54	53178B/D	Motor	1951-54	75051D
ditto (Home) Later	1951	*50995A	Tail and number plate ..	1951-54	*53140B	Coupling bar	1951-54	732191
ditto (Export) Later	1951-52	*50995A	Panel light bulb holder ..	1951-54	39007A	Bearing, passenger side	1951-54	731721
ditto (Home)	1952	*50895A	Starting motor	1951-52	25006A/D	Arm, left hand	1951-54	*732927
ditto	1953-54	*51353A	"	Later	25026A/E	"	1951-54	*732926
						Blade	1951-54	727784

* See Supersession Chart L.H.D. .. Left hand drive R.H.D. .. Right hand drive

Note. Before ordering Steering Column Controls refer to the detailed parts section (P)



A.F.N. 'Mille Miglia' 1951-54

Unit	Year	Part No.	Unit	Year	Part No.	Unit	Year	Part No.
Ammeter	1951-52	*36110A	LAMPS—continued			SWITCHES—continued		
"	1953-54	36099E	Number plate illumination	1951-54	53093E	Solenoid, starting motor	1951-52	76022B
Battery	1951-54	CT7A	Side	1951-52	52160A	ditto .. Later	1952-54	*76411D
Coil, ignition	1951-54	*45012A/D	" Later	1952-54	*52182A/B	Solenoid operating ..	1951-54	31258A
Control box	1951-54	37065E	" (U.S.A.)	1951-54	*52162B/D	Windshield wipers		
Distributor	1951-53	40109D	Stop tail	1951-54	53178B/D	Motor	1951	*75084L
" Later	1953-54	40346A	Panel light bulb holder ..	1951-54	39007A	" Later	1951	75143A
Fuse box	1951-54	*37137A	Petrol reserve valve	1951-54	78025A	"	1952-54	75158A
Generator	1951-52	*22250E/H	Starting motor	1951-52	25006A/D	Wheelbox	1951-54	*72548A/K
" Later	1952-54	22258D	" Later	1952-54	25026A/E	Crosshead and rack assy.		
Horn	1951	069344	Steering column control ..	1951-53	*32750A	Cut to 37 1/8"	1951	736177
Low note	1952-54	*69011F	"	1953-54	*32829A	"	1952-54	738499
High note	1952-54	*69012F				Outer casing		
LAMPS			SWITCHES			Motor to wheelbox ..	1951	739870
Dash	1952-54	*56021A	Dipper	1951-54	31284A	"	1952-54	*739832
Head, Home and Export			Flasher	1951-54	31311A	Wheelbox to wheelbox	1951	739932
R.H.D., dip left ..	1951-54	50825A	Ignition and lighting ..	1951-54	*34014A	"	1952-54	739973
Head, Export			Map light	1951-54	*31276A	3", offside wheelbox ..	1951-54	740031
L.H.D., dip right ..	1951-54	*A50825A	Panel	1951-54	31201B	Arm	1951-54	*736418
Head, Export U.S.A. ..	1951-54	50942A	Knob	—	314026	Blade	1951-54	*737653

ALFA ROMEO '1900' 1953-58

Unit	Year	Part No.	Unit	Year	Part No.	Unit	Year	Part No.
Circuit breaker, windshield wiper	1957-58	78316A	Windshield wipers			Windshield wipers—cont'd		
Fuse box	1953-56	*37137A	Motor	1956-57	75213A/D	Wheelbox to wheelbox	1956-57	744300
Relays, headlamp flasher and horn	1953-58	*33116B	" Later	1957-58	75213F	ditto .. Later	1957-58	744217
SWITCHES			Wheelbox	1956	*72665A	End tube	1956-58	740746
Dipper	1953-58	31284A	"	1957-58	72699A	Ferrule, casing retaining	1956-58	740715
Ignition	1953-54	31187D	Crosshead and rack assy.	1956	*743248	"	1956	741836
Lighting	1953-58	31158A/F	ditto	1957	743254	"	1957-58	743527
Panel	1953-54	31201B	ditto .. Later	1957-58	743221	Blade	1956	738734
Solenoid operating ..	1953-54	31279A	Outer casing			"	1957-58	737897
			Motor to wheelbox ..	1956-57	744299			
			" Later	1957-58	744327			

ALFA-ROMEO 'Giulietta' (Sports, 750C 'Berlina') 1955-60: (Sprint, 750B) 1956-60 (t.i. 753) 1958-60

Unit	Year	Part No.	Unit	Year	Part No.	Unit	Year	Part No.
Circuit breaker, windshield wiper	1958-60	78316A	LAMPS, Head—continued			SWITCHES—continued		
Coil, ignition	1955	*45012B	Less rim (U.S.A.)	1958-60	51928E	Starting motor	1955-56	76442A/B
Control box	1956-60	*45053F/L	Less rim and adaptor ..			Motor	1958-59	75213D
Distributor	1955-56	*37138D	(U.S.A.)	1958-60	58176A	"	1960	75213F
" Later	1957-60	37182A/H	Side and flasher	1957-59	52240B/D	Wheelbox	1958-60	72699B
Fuse box	1955-56	*37137A	Stop tail and flasher ..	1957-59	53541D	Crosshead and rack assy.		
Generator	1955	22258D	Relays, headlamp flasher and horn	1955-60	*33116B	Cut to 32 3/8"	1958-60	743221
LAMPS			Starting motor	1955	25300A/F	Outer casing		
Head	1956-60	22258E/F	"	1956	25300H/K	Motor to wheelbox ..	1958-60	744327
With rim (U.S.A.) ..	1957-60	51504A	"	1957-58	25301A/D	Wheelbox to wheelbox	1958-60	744217
			"	1959-60	25304A/D	End tube	1958-60	740746
			SWITCHES			Ferrule, casing retaining	1958-60	740715
			Dipper	1955-60	31284A	Arm	1958-60	743527
			Lighting	1955-60	31158A/F	Blade	1958-60	737897

ALFA-ROMEO 'Giulietta Spyder' 1956-60

Unit	Year	Part No.	Unit	Year	Part No.	Unit	Year	Part No.
Circuit breaker, windshield wiper	1957-60	78316A	LAMPS—continued			Windshield wipers—cont'd		
Coil, ignition	1956-60	*45053K/L	Side and flasher	1956-59	52240B/D	Wheelbox	1957-60	72699A/B
Control box	1956	*37138D	Stop tail and flasher ..	1956-59	53541D	Crosshead and rack assy.		
Distributor	1957-60	37182A/H	Relays, headlamp flasher and horn	1956-59	*33116B	Cut to 56 1/8"	1956	*743250
" Later	1956-60	40431A/K	Starting motor	1956-58	25301A/D	" .. 32 3/8"	1957-60	743221
Generator	1960	40431L	"	1959-60	25304A/D	Outer casing		
Fuse box	1956-60	22258E/H	"			Motor to wheelbox ..	1956	744299
LAMPS			SWITCHES			"	1957-60	744327
Head			Dipper	1958-60	31284A	Wheelbox to wheelbox	1956	744300
With rim (U.S.A.) ..	1958-60	51504A	Lighting	1956-60	31158A/F	"	1957-60	744217
Less rim (U.S.A.) ..	1956-57	51928A	Windshield wipers			End tube	1956-60	740746
Less rim and adaptor (U.S.A.) ..	1958-60	51928E	Motor	1956	*75238A	Ferrule, casing retaining	1956-60	740715
			"	1957-59	75213A/D	Arm	1956	741836
			"	1960	75213F	"	1957-60	743527
			Wheelbox	1956	*72665A	Blade	1956	*738735

ALFA-ROMEO T10 Van (Petrol) 1956-60

Unit	Year	Part No.	Unit	Year	Part No.	Unit	Year	Part No.
Circuit breaker, windshield wiper	1958-60	78316A	LAMPS, Head—continued			Windshield wipers		
Coil, ignition	1958-60	45053K/L	Less rim and adaptor ..			Motor	1958-60	75213D
Control box	1958-60	37182H	(U.S.A.)	1958-60	58176A	Wheelbox	1958-60	72699B
Distributor	1958-60	40431K	Side and flasher	1958-60	52240B	Crosshead and rack assy.		
" Later	1960	40431L	Stop tail and flasher ..	1958-60	53541B	Cut to 32 3/8"	1958-60	743221
Generator	1958-60	22258E/H	Relays, headlamp flasher and horn	1956-60	*33116B	Outer casing		
LAMPS			Starting motor	1958	25301A/D	Motor to wheelbox ..	1958-60	744327
Head			"	1959-60	25304A/D	Wheelbox to wheelbox	1958-60	744217
With rim (U.S.A.) ..	1958-60	51504A	SWITCHES			End tube	1958-60	740746
Less rim (U.S.A.) ..	1958-60	51928E	Dipper	1958-60	31284A	Ferrule, casing retaining	1958-60	740715
			Lighting	1957-60	31158A/F	Arm	1958-60	743527

* See Supersession Chart L.H.D. .. Left hand drive R.H.D. .. Right hand drive

Note. Before ordering Steering Column Controls refer to the detailed parts section (P)



ALFA-ROMEO 'Giulietta Sprint Veloce' (750E), 'Giulietta Spyder Veloce' (750F) and 'Giulietta Sprint Speciale' 1958-60

Unit	Year	Part No.	Unit	Year	Part No.	Unit	Year	Part No.
Circuit breaker, windshield wiper (except 'Sprint Speciale')	1958-60	78316A	Relays, headlamp flasher and horn	1958-60	*33116B	Windshield wipers—cont'd		
LAMPS			SWITCHES			Crosshead and rack assy. Cut to 29 3/8"	1958-60	743221
Head			Dipper	1958-60	31284A	Outer casing		
With rim (U.S.A.)	1959-60	51504A	Foglamp	1958-60	31158F	Motor to wheelbox	1958-60	744327
Less rim (U.S.A.)	1959-60	51928E	Lighting	1958-60		Wheelbox to wheelbox	1958-60	744217
Less rim and adaptor (U.S.A.)	1959-60	58176A	Windshield wipers			End tube	1958-60	740746
			Motor	1958-59	75213D	Ferrule, casing retaining	1958-60	740715
			Wheelbox	1958-60	72699B	Arm	1958-60	743257
						Blade	1958-60	737897

ALFA-ROMEO '2000' Model 1958-60: '2000' Spyder 1959-60

Relays, headlamp flasher and horn	1958-60	*33116B	Windshield wipers('Spyder')	1958-60	75335A/B	Windshield wipers—cont'd	1958-60	740715
SWITCHES			Motor	1958-60	72705A	Ferrule, casing retaining	1958	*744142
Dipper	1958-60	31284A	Wheelbox	1958-60		Arm, left hand	1959-60	54711211
Foglamp	1959-60	*31515A	Crosshead and rack assy. Cut to 39 3/8"	1958-60	744256	" " ("Spyder")	1959-60	54711212
Lighting	1958-60	31158F	Crosshead and rack assy. ('Spyder') Cut to 32 3/8"	1959-60	744254	" right hand	1958	748853
Panel rheostat	1959-60	78336A	Outer casing			" " ("Spyder")	1959-60	54711201
Windshield wiper	1958	*31427D	Motor to wheelbox	1958-60	54710174	" " ("Spyder")	1959-60	54711202
"	1959-60	31957A	ditto ('Spyder')	1959-60	54710414A	Blade	1958-59	*737907
			Wheelbox to wheelbox	1959-60	54710173	"	1960	54711283
			End tube	1958-60	740746			

ALLARD 16 h.p. 1947-49

Ammeter	1947-49	*369001	SWITCHES—continued			Windshield wipers—cont'd		
Battery	1947-49	SLG13E	Ignition and lighting	1947-49	*34026D	Inner cable rack		
Coil, ignition	1947-49	*45033A	Panel	1947-49	*31201B	Sports Saloon	1947-48	736024
Control box	1947-49	*37076A	Knob	1947-48	*314683	Outer casing		
Distributor	1947-49	40223A	"	1949	*314664	Motor to control box		
Fuse box	1947-49	*37137A	Petrol	1947-49	31201B	Sports Saloon	1947-48	*739907
Generator	1947-49	238498	Knob		*314421	Motor to wheelbox		
Horn			Solenoid, starting motor	1947-49	*760080	Sports Saloon	1949	*739907
Low note	1947-49	*69021A	Solenoid operating	1947-49	*31071A	OpenSportsand Coupé		
High note	1947-49	*69022A	Windshield wiper	1948-49	31201B	" Late	1949	*739907
LAMPS			Knob		*314691	4", nearside wheelbox		
Boot	1947-49	56035E	Trafficators	1947-48	*54014D	Sports Saloon	1947-48	740032
Head, Home			"	1949	*54023D	Wheelbox to wheelbox		
R.H.D., dip left (L.H.)	1947-48	*50165A	Windshield wipers			Sports Saloon	1949	*739956
" non-dip (R.H.)	1947-48	*50166A	Motor			OpenSportsand Coupé		
" dip left (L.H.)			Sports Saloon	1947-48	*75055K	" Late	1949	*739956
Later	1948-49	50793B	Open sports and Coupé	1947-49	*75054A	3", offside wheelbox	1947-49	740031
" non-dip (R.H.)	Later	*50362F	ditto	1949	*75063K	Control box to wheelbox (Sports Saloon)	1947-48	740246
Head, Export			Coupling bar	1947-49	727293	Guide tube		
R.H.D., dip left (L.H. and R.H.)	1948-49	*50793B	Open Sports and Coupé	1947-49	731721	Sports Saloon	1947-48	735895
Head, Export U.S.A.	1949	50811A	Bearing, passenger side			Grommet, wheelbox	1947-49	734458
Number plate illumination (4 seater)	1947-49	53093E	Open Sports and Coupé	1947-49		Arm		
(2 seater)	1947-49	*53034A	Control box			Sports Saloon	1947-48	*735098
Reverse, tail and number plate (4 seater)	1947-49	53032B	Sports Saloon	1947-48	72547A	"	1949	*737517
Side (U.S.A.)	1947-49	*52162A	ditto (with switch)	1949	72567A	Open Sports and Coupé (L.H.)	1947-49	*735135
Stop tail and number plate (4 seater)	1947-49	*53027B	ditto (less switch)	1949	72563A	(R.H.)	1947-49	735132
Starting motor	1947-49	*270557	Open Sports and Coupé	1949	72592A/K	" " Later	1949	737517
Steering column control	1947-49	32732B/D	Crosshead and rack assy. Sports Saloon			Blade		
SWITCHES			Cut to 51 1/2"	1947-48	738499	Sports Saloon	1947-48	727707
Foglamp	1947-49	31201B	" 34 3/8"	1949	736177	"	1949	*737516
Knob		*314665	Open Sports and Coupé	1949	738499	Open Sports and Coupé	1947-49	727707
			Cut to 47 3/8" Late			ditto	1949	736414

ALLARD 'J', 'J2' and 'J2X' Models 1949-55

Ammeter	1949-51	*369001	Junction box	1951-55	78266B	LAMPS—continued		
"	1952-55	*36117A	"	1953-55	78265B	Head, Export U.S.A.	1949-51	50897B
Battery	1949-52	SLG13E	"			"	1952-55	50877B
"	1952-55	GT11A	LAMPS			Head, Export Europe (not France)	1951	*B50869D
Coil, ignition	1949-55	*45012A/D	Fog	1951-55	*55055B/D	ditto (flush fitting)	1951-55	50986A
ditto (Cadillac eng.)	1951-55	*45039A	Head, Home			"	1955	51535A
Control box	1949-51	*37076A	R.H.D., dip left (L.H.)	1949-51	*50869D	Head, Export France	1951-55	50987A
"	1952-55	*37139D	" non-dip (R.H.)	1949-51	*50870D	Number plate illumination	1949-55	53093E
Distributor	1949-55	40068A/F	Head, Home (alternative)			Side	1949-52	52160A
ditto (Cadillac eng.)	1951-55	40253A	R.H.D., dip left	1950	50825A	"	1953-55	52139B
Fuse box	1949-51	*37137A	ditto	1952-54	51331A	" (U.S.A.)	1949-55	*52162B/D
"	1952-55	033239	ditto (flush fitting)	1955	51336A	" (special orders)	1953-55	*52143A
Generator	1949-50	238498	Head, Export			Stop tail	1949-55	53178B/D
"	1950-52	22443A	R.H.D., dip left (L.H. and R.H.)	1951	*50869D	" (U.S.A.)	1949-50	53173B
"	1952-53	*22465A	Head, Home and Export			Stop tail and reverse (U.S.A.)		
"	1953-55	22478A	R.H.D., dip left (L.H. and R.H.)	1951-55	*50985A	Starting motor	1949-50	*270557
Horn			Head, Export			ditto	1951-55	26060A
Low note	1950-55	*69011F	L.H.D., dip right	1951	*A50869D			
High note	1950-55	*39012F	"	1952-55	50877B			
Alternative	1951-55	*069213						

* See Supersession Chart L.H. .. Left hand R.H. .. Right hand L.H.D. .. Left hand drive R.H.D. .. Right hand drive continued



ALLARD 'J', 'J2' and 'J2X' Models 1949-55—continued

Unit	Year	Part No.	Unit	Year	Part No.	Unit	Year	Part No.
SWITCHES			Warning lights—continued			Windshield wipers—cont'd		
Horn push and dipper ..	1949-55	31262A	Petrol reserve ..	1951-55	*38042A	Wheelbox to wheelbox ..	1951-53	*739956
Ignition and lighting ..	1949-55	*34018A/B	Windshield wipers ..	1951	*75055L	ditto .. Later	1953	*739979
Oil level indicator ..	1949-55	*31171A	Motor ..	1952-53	75148A	ditto ..	1954-55	*739956
Panel ..	1951-55	31201B/D	" .. Later	1953	75158A	3", offside wheelbox ..	1951-55	740031
Knob ..	—	*314664	Wheelbox (with switch) ..	1951	75148A	Grommet, wheelbox ..	1951-53	734458
Petrol reserve valve ..	1949-55	31201B/D	" (less switch) ..	1951	72567A	ditto .. Later	1953	729423
Knob ..	—	*314421	" ..	1952-55	72568A	ditto ..	1954-55	734458
Solenoid, starting motor ..	1949-55	*76411D/E	Crosshead and rack assy. ..	1951	736177	Arm ..	1951	*737517
Solenoid operating ..	1949-55	*31071A	Cut to 54 $\frac{1}{8}$ " ..	1952-53	738499	" ..	1952-54	*736411
Stop lamp ..	1951-52	31281B	" " 47 $\frac{1}{8}$ " ..	1953	736307	" ..	1955	*737517
" ..	1955	31082D	" " 50 $\frac{1}{8}$ " .. Later	1954-55	738499	Blade ..	1951	*737516
Windshield wiper ..	1951-55	31201B/D	" " 47 $\frac{1}{8}$ " ..	1951-53	*739907	" .. Later	1952	*737482
Knob ..	—	*314691	Outer casing ..	1953	739870	" ..	1953-54	741680
Terminal block ..	1951	37082A	Motor to wheelbox ..	1954-55	*739907	" ..	1955	736414
Warning lights ..	—	—	ditto .. Later	—	—	" ..	—	—
Ignition ..	1949-55	*38013B	ditto ..	—	—	" ..	—	—
Main beam ..	1951-55	38052B		—	—	" ..	—	—

ALLARD 'J2R' Model 1956

Ammeter ..	1956	36117A	LAMPS—continued			SWITCHES—continued		
Battery ..	1956	RCPR11A	Head, Export France ..	1956	50987A	Solenoid operating ..	1956	*31071A
Control box ..	1956	*37139E	Number plate illumination ..	1956	53093E	Stop lamp ..	1956	31082E
Fuse box ..	1956	033239	Side ..	1956	52139F	Windshield wiper ..	1956	31201D
Generator ..	1956	*22465A/E	Stop Tail ..	1956	53178F	Knob ..	—	*314691
Horn ..	1956	*069213	Starting motor ..	1956	26060A	Windshield wipers		
Junction box ..	1956	78265B				Motor ..	1956	75148A
" ..	1956	78266B	SWITCHES			Wheelbox ..	1956	72592A/K
LAMPS			Horn push and dipper ..	1956	31262A	Crosshead and rack assy. ..	1956	738499
Driving ..	1956	55081A	Ignition and lighting ..	1956	*34018B	Cut to 47 $\frac{1}{8}$ " ..	1956	738499
Fog ..	1956	*55055D	Oil level indicator ..	1956	*31171A	Outer casing ..	1956	*739907
Head, Home and Export ..	1956	*50985A	Panel ..	1956	31201D	Motor to wheelbox ..	1956	*739907
R.H.D., dip left ..	1956	50877B	Knob ..	1956	*314664	Wheelbox to wheelbox ..	1956	*739956
Head, Export ..	1956	50877B	Petrol gauge ..	1956	31201D	3", offside wheelbox ..	1956	740031
L.H.D., dip right ..	1956	50986A	Knob ..	1956	*314421	Grommet ..	1956	734458
Head, Export Europe ..	1956	50986A	Solenoid, starting motor ..	1956	*76411E	Arm ..	1956	*737517
(not France) ..	1956	50986A				Blade ..	1956	736414

ALLARD 'K' and 'L' Models 1949-51

Ammeter ..	1949-51	*369001	LAMPS—continued			SWITCHES—continued		
Battery ..	1949-51	SLG13E	Head, Export Europe ..	1951	*B50445K	Petrol ..	1949-51	31201B
Coil, ignition ..	1949-51	*45012A/D	(not France) ..	1951	*50963A	Knob ..	—	*314421
ditto (Cadillac eng.) ..	1951	*45039A	ditto .. Later	1951	*50790E	Solenoid, starting motor ..	1949	*760080
Control box ..	1949-50	*37065E	Head, Export France ..	1951	*50962A	" ..	1950-51	*76417B
" ..	1951	*37076E	" .. Later	1951	53093E	Solenoid operating ..	1949-51	*31071A
Distributor ..	1949-51	40068A/F	Number plate illumination ..	1949-51	*53034A	Stop lamp ..	1949-51	31281B
" (Cadillac eng.) ..	1951	*40253A	'L' Model ..	1949-51	53032B	Windshield wiper ..	1951	31201B
Fuse box ..	1949-50	*37137A	'K' Model ..	1949-51	52139B	Knob ..	—	*314691
Generator ..	1949-50	238498	Reverse, tail and number ..	1949-51	*52162B/D	Terminal block ..	1951	37082A
" .. Later	1950-51	22443A	plate ('L' Model) ..	1951	32782A/F	Trafficators ..	1949-51	*54035A
Horn ..	—	—	Side ..	1951	53027B	Warning lights		
Low note ..	1949	*69021A	(U.S.A.) ..	1951	780060	Flasher ..	1951	38052B
" ..	1950-51	*69011F	Stop tail and number plate ..	1949-51	*270557	Ignition ..	1949-51	*38013B
High note ..	1949	*69022A	'L' Model ..	1949-51	26060A	Main beam ..	1951	38052B
" ..	1950-51	*69012F	Petrol reserve valve ..	1949-51	32782A/F	Windshield wipers		
" ..	1950-51	38604A	Starting motor ..	1949-50		Motor ..	1949-50	75054A
Inspection lamp sockets ..	1949-51	38604A	ditto ..	1951		" ..	1951	75148A
LAMPS			Steering column control ..	1949-51		Coupling bar ..	1949-50	727293
Fog ..	1949-51	*55055B				Bearing, passenger side ..	1949-50	731721
Head, Home ..	1949-50	50793B	SWITCHES			Wheelbox ..	1951	72592A/K
R.H.D., dip left (L.H.) ..	1949-50	*50362F	Bonnet light ..	1951	31201B	Crosshead and rack assy. ..	1951	738499
" non-dip (R.H.) ..	1951	*50445K	Knob ..	—	314026	Cut to 47 $\frac{1}{8}$ " ..	1951	738499
" dip left (L.H.) ..	1951	*50446K	Door light ..	1951	*31222A	Outer casing ..	1951	*739907
" non-dip (R.H.) ..	1951	*50446K	Fog lamp ..	1949-50	31201B	Motor to wheelbox ..	1951	*739956
Head, Home and Export ..	1951	*50954A	" ..	1951	*314665	Wheelbox to wheelbox ..	1951	*739956
R.H.D., dip left ..	1949-50	*50793B	Knob ..	—	*314665	3", offside wheelbox ..	1951	740031
R.H.D., dip right ..	1951	*50445K	Heater ..	1951	*78262A	Grommet ..	1951	734458
L.H.D., dip right ..	1951	*A50445K	Knob ..	—	768473	Arm, left hand ..	1949-50	735119
" .. Later	1951	*50804D	Ignition and lighting ..	1949-50	*34026D	Arm, right hand ..	1949-50	735118
			" ..	1951	*34018A	Arm ..	1951	*736411
			Panel ..	1949-51	31201B	Blade ..	1949-50	727707
			Knob ..	—	*314664	" ..	1951	*737482

ALLARD 'K3' Model 1954-55

Ammeter ..	1954-55	*36117A	Horn			LAMPS—continued		
Battery ..	1954-55	GT11A	Low note ..	1954-55	*69011F/J	Number plate illumination ..	1954-55	53093E
Coil, ignition ..	1954-55	*45012A/D	High note ..	1954-55	*69012F/J	Side ..	1954	*52162B/D
ditto (Cadillac eng.) ..	1954-55	*45039A	LAMPS			" ..	1955	52240A
Control box ..	1954-55	*37139D/E	Driving (optional) ..	1955	55081A	" ..	1955	53184B
Distributor ..	1954-55	40068F	Fog (optional) ..	1955	*55055D	Stop tail and reverse ..	1955	987
" (Cadillac eng.) ..	1954-55	*40253A	Head, Home and Export ..	1954	*51334A	Panel light bulb ..	1954	26060A
Flasher unit ..	1954-55	*35003A	R.H.D., dip left ..	1955	51336A	Starting motor ..	1954-55	32782A/F
Fuse box ..	1954-55	033239	" ..	1955		Steering column control ..	1954	32882D
Generator ..	1954	22478A	Head, Export ..	1954	*51337A		1955	
" ..	1955	22265B	L.H.D., dip right ..	1955	*51337B			
			" ..	1955				

* See Supersession Chart L.H. .. Left hand R.H. .. Right hand L.H.D. .. Left hand drive R.H.D. .. Right hand drive continued

Note. Before ordering Steering Column Controls refer to the detailed parts section (P)



ALLARD 'K3' Model 1954-55—continued

Unit	Year	Part No.	Unit	Year	Part No.	Unit	Year	Part No.
SWITCHES			SWITCHES—continued			Windshield wipers		
Boot	1955	31201D	Windshield wiper	1954-55	31201B/D	Motor	1954-55	75152A
Knob	—	314026	Knob	—	*314691	Wheelbox	1954-55	72629A/D
Dipper	1954-55	31284A	Terminal block	1954-55	37101A/B	Grommet, wheelbox	1954-55	729423
Heater rheostat	1955	*78262B	Warning lights			Crosshead and rack assy.	1954-55	738499
Knob	—	768473	Flasher	1954-55	*38083E	Cut to 48 #	1954-55	738499
Ignition and lighting	1954-55	*34018A	Ignition	1954	*38075A	Outer casing		
Panel	1954-55	*78237A	Ignition	1955	*38013B	Motor to wheelbox	1954-55	739972
Knob	—	*768507	"	1955	*38052B	Wheelbox to wheelbox	1954-55	*739979
Solenoid, starting motor	1954-55	*76411D/E	Main beam	1954-55	*38053F	3", offside wheelbox	1954-55	740031
Solenoid operating	1954-55	*31071A	Petrol reserve	1954	*38053F	Arm	1954-55	*737624
Stop lamp	1955	31082D	"	1955	*38042A	Blade	1954-55	741543

ALLARD 'P' and 'M' Models 1949-51

Ammeter	1949-51	*369001	LAMPS—continued			SWITCHES—continued		
Battery	1949-51	SLG13E	Head, Export Europe	1951	*B50445K	Stop lamp	1949-50	31281B
Coil, ignition	1949-51	*45012A/D	(not France)	1951	*50963A	Spring	—	315543
ditto (Cadillac eng.)	1951	*45039A	ditto Later	1951	*50790E	Windshield wiper	1949-51	31201B
Control box	1949-50	37065E	Head, Export France	1949-51	*50962A	'M' Model only	1949-51	31201B
"	1951	*37076E	ditto Later	1951	*53034A	Knob	—	*314691
Distributor	1949-51	40068A/F	Number plate illumination	1949-50	53101E	Terminal block	1951	37082A
" (Cadillac eng.)	1951	*40253A	ditto	1951	*53034A	Trafficators	1949-51	*54035A
Fuse box	1949-51	*37137A	ditto Later	1951	53093E	Warning lights		
Generator	1949-50	238498	ditto (U.S.A.)	1951	53097D/E	Flasher	1951	38052B
" Later	1950-51	22443A	Side	1949-51	52139B	Ignition	1949-51	380513B
Horn	—	—	" (U.S.A.)	1949-51	*52162B/D	Main beam	1951	38052B
Low note	1949	*69021A	Stop tail and reverse	1949-51	53184B	Windshield wipers		
"	1950-51	*69011F	Petrol reserve valve	1949-51	780060	Motor	1949-50	*75063K
" High note	1949	*69022A	Starting motor	1949-50	*270557	" ('M' Model)	1951	75148A
"	1950-51	*69012F	ditto	1951	26060A	" ('P' Model)	1951	75152A
Inspection lamp sockets	1949-51	38604A	Steering column control	1949-51	32782B/E	Wheelbox	1949-51	72592A/K
LAMPS			SWITCHES			'M' Model		
Bonnet	1951	56035E	Bonnet light	1951	31201B	'P' Model (with switch)	1949-51	72564A
Fog	1949-51	*55055B	Knob	—	314026	" (less switch)	1949-51	72568A
Head, Home	—	—	Door light	1949-51	*31222A	Crosshead and rack assy.	1949-51	738499
R.H.D., dip left	1949-50	*50878A	Heater	1951	*78262A	'M' Model Cut to 47 #	1949-51	736177
ditto (alternative)	1949-50	50825A	Knob	—	768473	'P' Model	1949-50	736177
R.H.D., dip left (L.H.)	1951	*50445K	Ignition and lighting	1949-50	*34026D	"	1951	738499
" non-dip (R.H.)	1951	*50446K	Panel	1951	*34018A	Outer casing	1949-51	*739907
Head, Export	—	—	Knob	—	*314664	Motor to wheelbox	1949-51	*739956
R.H.D., dip left	1951	*50445K	Petrol	1949-51	31201B	Wheelbox to wheelbox	1949-51	740031
" Later	1951	*50954A	Knob	—	*314421	3", offside wheelbox	1949-51	737517
L.H.D., dip right	1949-51	*A50445K	Reverse lamp	1951	31281B	Arm	1949-51	737641
" Later	1951	*50804D	Solenoid, starting motor	1949-51	*76411D	Blade ('M' Model)	1949-50	*737482
Head, Export U.S.A.	1949-50	50811A	Solenoid operating	1949-51	*31071A	" ('P' Model)	1949-51	*737516

ALLARD 'P2' Model 1952-55

Ammeter	1952-53	*36117A	LAMPS—continued			SWITCHES—continued		
" Later	1953-55	*36163A	Head, Export Europe	1952-53	*50963A	Solenoid operating	1952-55	*31071A
Battery	1952	SLG13E	(not France)	1952-53	50967A	Stop lamp	1954-55	31082B
Coil, ignition	1952-55	GT11A	ditto Later	1953-54	51339A	Windshield wiper	1952-54	31201B
ditto (Cadillac eng.)	1952-55	*45012A/D	ditto	1954-55	*50962A	Knob	—	*314691
Control box	1952	*37076E	Head, Export France	1952-53	*50966A	Windshield wiper	1955	*31297B
" Later	1952-55	*37139D/E	ditto Later	1953-54	*51590A	Knob	—	316646
Distributor	1952-55	40068A/F	ditto	1954-55	53093E	Terminal block	1952-53	37082A
" (Cadillac eng.)	1952-55	40253A	ditto (U.S.A.)	1953-55	53097D/E	" Later	1953-55	37101A
Flasher unit	1954-55	*35003A	Side	1952	52160A	Trafficators	1952	*54035A
Fuse box	1952-55	033239	" (U.S.A.)	1952-54	52162B/D	" Later	1952-55	*54034D
Generator	1952	22443A	"	1953-54	52139B	Warning lights		
" Later	1952-54	*22465A	Stop tail	1952	52240A	Flasher or trafficator	1953-54	38052B
"	1955	22478A	"	1952	53178B/D	"	1955	*38083B
Horn	—	—	Stop tail and flasher	1952-54	53153E	Ignition	1952-55	*38013B
Low note	1952-55	*69011F/J	(U.S.A.)	1953-54	53199B	Main beam	1952-55	38052B
" High note	1952-55	*69012F/J	Stop tail and flasher	1953	53184B	Petrol reserve	1952-55	*38042A
Inspection lamp sockets	1954-55	38604A	Stop tail and reverse	1952-54	780060	Windshield wipers		
Junction box	1952-55	78265B	Petrol reserve valve	1952-55	26060A	Motor	1952-54	75158A
LAMPS			Starting motor	1952-55	32782A/F	"	1955	*75147H
Bonnet	1953-55	56035E	Steering column control	1952-53	32882D	Wheelbox	1952-54	72592A/K
Driving (optional)	1955	55081A	ditto Later	1953-55	—	"	1955	72636D
Fog (optional)	1952-55	*55055B	SWITCHES			Grommet, wheelbox	1952-54	729423
Head, Home and Export	—	—	Bonnet light	1952-55	31201B/D	Crosshead and rack assy.	1952-54	736307
R.H.D., dip left	1952-53	*50954A	Knob	—	314026	Cut to 50 #	1955	*741279
ditto Later	1953-54	50941A	Dipper	1953-54	31226B	Crosshead and rack assy.	1955	741279
ditto (Home, alternative)	1953-54	*51334A	Door light	1955	31284A	Outer casing	1952-54	739870
ditto Later	1954-55	51336A	Heater	1952-53	*31222A	Motor to wheelbox	1955	745132
ditto (Home, alternative)	1955	51596A	Knob	1954-55	31404A	Wheelbox to wheelbox	1952-54	*739979
Head, Export	—	—	Ignition and lighting	1952-55	*78262A	3", offside wheelbox	1952-54	7405133
L.H.D., dip right	1952-53	*50804D	Panel	1952-55	768473	End tube	1955	740031
" Later	1953-54	50973A	Knob	—	78237A	Arm	1952-54	740746
"	1955	*51337B	Reverse lamp	1952-54	*768507	Blade	1955	741810
"	—	—	Spring	—	*315714	" Later	1952	*737482
"	—	—	Solenoid, starting motor	1952-55	*76411D/E	"	1952	*737682
"	—	—	"	—	—	"	1953-55	741680

* See Supersession Chart L.H. .. Left hand R.H. .. Right hand L.H.D. .. Left hand drive R.H.D. .. Right hand drive



ALLARD 'Clipper' Three-wheeler 1955

Unit	Year	Part No.	Unit	Year	Part No.	Unit	Year	Part No.
Control box	1955	*37127F	SWITCHES			SWITCHES—continued		
Generator	1955	22008B	Starting motor	1955	76423A	Step light	1955	31082D
Starting motor	1955	25037A	Coupling	1955	764428			

ALLARD Palm Beach '21C' and '21Z' Models 1953-55

Unit	Year	Part No.	Unit	Year	Part No.	Unit	Year	Part No.
Ammeter	1953-55	*36117A	LAMPS—continued			SWITCHES—continued		
Battery	1953-55	GT9A	Head, Export Europe			Windshield wiper ..	1953-55	31201B
Coil ignition	1953-55	*45012A/D	(not France)	1955	51339A	Knob	—	*314691
Control box	1953-54	*37138B	Head, Export France ..	1955	*51590A	Terminal block		
"	1955	*37139E	Number plate illumination	1953-55	53093E	" 21C Model	1953-55	37101A/B
Distributor	1953	40252A/B	Side and flasher	1953-54	*52051A	" 21Z Model	1955	37101B
" 21Z Model Later	1953-55	40252D	"	1955	52240A	Warning lights		
" 21C Model	1953-55	*40244A/K	Stop tail and flasher ..	1953-54	53153E	Flasher	1953-55	*38083A
Flasher unit	1954-55	*35003A	Stop tail and reverse ..	1955	53184B	Ignition	1953-54	*38013B
Fuse box	1953-55	033239	Starting motor			Main beam	1953-54	38052B
Generator	1953-55	22265A/B	" 21Z Model	1953-55	25529A/D	Petrol	1953-54	*38042A
Horn			" 21C Model	1953-55	25022A/L	Windshield wipers		
Low note	1953-55	*69011F/J	Steering column control ..	1953-55	32892B	Motor	1953-55	75152A
High note	1953-55	*69012F/J	SWITCHES			Wheelbox	1953-55	72629A/D
Junction box	1953-54	78265B	Dipper	1953-55	31284A	Crosshead and rack assy.		
LAMPS			Ignition	1953-55	31187D	Cut to 50%	1953-55	736307
Head, Home and Export			Lighting	1953-55	31126B	Outer casing		
R.H.D., dip left	1953-54	50941A	Knob	—	*316131	Motor to wheelbox ..	1953-55	*739832
ditto Later	1954	*51335A	Panel	1953-55	31201B	Wheelbox to wheelbox ..	1953-55	*739971
ditto	1955	51336A	Knob	—	*314664	3", offside wheelbox ..	1953-55	740031
Head, Export			Solenoid, starting motor ..	1953-55	*76411D/E	Arm	1953-55	*737624
L.H.D., dip right	1953-54	50973A	Solenoid operating	1953-55	*31071A	Blade	1953-55	738724
ditto Later	1954	*51337A	Stop lamp	1954-55	31082B			
ditto	1955	*51337B						

ALVIS 14 h.p. 1946-50

Unit	Year	Part No.	Unit	Year	Part No.	Unit	Year	Part No.
Ammeter	1946-50	36023F	LAMPS—continued			SWITCHES—continued		
Battery	1946-50	SG11A	Side	1946-50	52030A	Stop lamp	1946-50	31281B
Coil, ignition	1946-50	*45012A/D	Mirror	1946-50	*580785	Spring	1946-50	315543
Control box	1946-48	*37032A	Petrol reserve valve	1946-50	78001A	Trafficators	1946-50	*54039A
"	1949-50	*37076E	Starting motor	1946-50	*255721	Warning light (ignition) ..	1946-49	*318526
Distributor	1946-48	40071A/B	Steering column control ..	1946	32718A	"	1950	318604
"	1949-50	40071D/F	ditto	1947-50	32757A	Windshield wipers		
Fuse box	1946-50	*37137A	ditto (Export)	1947-50	32755A	Motor	1946-50	*75053J
Generator	1946-49	*22447A	ditto (Sports Model) ..	1950	32830A	Control box	1946-50	72561A
"	1950	*22435A/B	SWITCHES			Wheelbox	1946-50	72560A/K
Horn			Heater	1949	*78220A	Grommet, wheelbox ..	1946-50	734697
Low note	1946-50	*69025A	Knob	—	*768499	Crosshead and rack assy.		
" (Sports Model)	1950	*69011F	Ignition and lighting	1946-50	*34028B	Cut to 29%	1946-50	738764
High note	1946-50	*69026A	ditto (Sports Model) ..	1950	*34059A	Inner cable rack	1946-50	736024
" (Sports Model)	1950	*69012F	Panel	1946-49	*31063A	Outer casing		
LAMPS			Knob	—	*316205	Motor to wheelbox ..	1946-50	*739907
Head, Home			Panel	1950	*31209A	4", nearside wheelbox ..	1946-50	740032
R.H.D., dip left (L.H.) ..	1946	50150D	Knob	—	*316205	3", offside wheelbox ..	1946-50	740031
" non dip (R.H.)	1946	50151D	Petrol	1946-49	*31064A	Wheelbox to control box		
" dip left (L.H.)	1949-50	*50330D	Knob	—	*314662	Offside	1946-50	739937
" non-dip (R.H.)	1949-50	*50331D	Petrol	1950	*31209A	Nearside	1946-50	739937
Head, Export			Knob	—	*314662	Guide tube, offside		
L.H.	1949-50	*50580B	Reverse lamp	1946-50	*31077D	wheelbox	1946-50	735895
R.H.	1949-50	*50581B	Solenoid, starting motor ..	1946-50	76022B	Arm	1946-50	*735098
Number plate illumination	1946-50	*53034A	Solenoid operating	1946-50	*317089	Blade	1946-50	727707
						" (Sports Model) ..	1950	727784

ALVIS 3 litre TA21 1951-53; TC21, TC21/100, 'Grey Lady' and Tickford Coupé 1954-55

Unit	Year	Part No.	Unit	Year	Part No.	Unit	Year	Part No.
Ammeter	1951-54	*36111A	LAMPS—continued			SWITCHES—continued		
"	1955	36135A	Head, Export France	1952-54	*50962A	Petrol reserve	1951-55	31248A
Battery	1951-55	GT11A	"	1955	*51341A	Knob	—	316367
Coil, ignition	1951-55	*45012A/D	Head, Export U.S.A.	1951	50811A	Reverse lamp	1951-55	*31077D
Control box	1951-55	*37076E	Number plate illumination	1951-55	53097D/E	Solenoid, starting motor	1951-55	*76411D/E
Distributor	1951-53	40216A/B	Side	1951-55	52030A	Solenoid operating	1951-55	31253A
"	1954-55	40411A	" (U.S.A.)	1951-53	52139B	Knob	—	317362
Flasher unit (optional) ..	1955	*35003A	" (Special orders)	1955	52134B	Stop lamp	1955	31082D
Flasher relay (when fitted)	1955	33117A	Stop tail	1951-55	53174B	Windshield wiper	1951-55	31248A/B
Fuse box	1951-55	37110A	Stop tail and flasher ..			Knob	—	*316369
Generator	1951-52	*22435A/B	(U.S.A.)	1951-54	53153E	Terminal block	1951-55	37101A
" Later	1952-55	*22436A/B	Mirror (Saloon)	1951-55	*062553	Trafficators	1951-53	*54039A
Horn			" (Coupé)	1951-55	062573	"	1954-55	54044D
Low note	1951-55	*69011F/J	Panel light	1951-55	39007A	Warning light (ignition) ..	1951-54	*38065A
High note	1951-55	*69012F/J	Bulb	—	987	"	1955	38059A
LAMPS			Petrol reserve valve	1951-53	78020A	Windshield wipers		
Driving	1954-55	55081A	" Later	1953-55	78023A	Motor	1951-52	*75055L
Fog	1954-55	*55055A/D	Starting motor	1951-55	26041A/B	"	1953-55	75152A
Head, Home and Export			Steering column control ..	1951-52	32842F/K	Wheelbox	1951-55	72560K
R.H.D., dip left	1951	*50445K	"	1953-55	32863A/H	Grommet, wheelbox ..	1951-52	729423
ditto Later	1951-53	*50954A	SWITCHES			"	1953-55	734181
ditto	1953	*51335A	Choke	1951-55	31248A/B	Crosshead and rack assy.		
ditto	1953-55	51336A	Knob	—	316386	Cut to 40%	1951-55	736307
ditto (alternative)	1954-55	51596A	Dipper	1951-55	31284A	Outer casing		
Head, Export			Foglamp	1954-55	31201D	Motor to wheelbox ..	1951-55	739868
L.H.D., dip right	1951	*A50445K	Knob	—	314026	Wheelbox to wheelbox ..	1951-55	*739966
ditto Later	1951-53	*50804D	Ignition	1951-55	31187D	3", offside wheelbox ..	1951-55	740031
ditto	1953	*51338A	Lighting	1951-54	*31251A	Arm, L.H.	1951-53	*737623
ditto	1953-54	*51337A	Knob	—	*316118	" R.H.	1951-53	*737622
ditto	1955	*51337B	Lighting	1955	31126B	L.H. and R.H.	1953-55	*737596
Head, Export Europe			Knob	—	*316118	Blade	1951-53	727707
(not France)	1951	*B50445K	Panel	1951-55	31248A	" Later	1953-55	737681
ditto Later	1951-53	*50963A	Knob	—	*316368			
ditto	1953	*51340A						
ditto	1953-55	51339A						

* See Supersession Chart L.H. .. Left hand R.H. .. Right hand L.H.D. .. Left hand drive R.H.D. .. Right hand drive

Note. Before ordering Steering Column Controls refer to the detailed parts section (P)



ALVIS 3 litre TB21 Sports 1952

Unit	Year	Part No.	Unit	Year	Part No.	Unit	Year	Part No.
Battery	1952	GT11A	LAMPS—continued			SWITCHES—continued		
Coil, ignition	1952	*45012A/D	Side	1952	52139B	Solenoid, starting motor	1952	*76411D
Control box	1952	*37076E	Stop tail	1952	53174B	Solenoid operating	1952	*31333A
Distributor	1952	40216A/B	Stop tail and flasher (U.S.A.)	1952	53153E	Windshield wiper	1952	*31209A
Fuse box	1952	37110A	Mirror	1952	*062553	Knob	1952	*316239
Generator	1952	*22435A/B	" (Tickford body)	1952	062573	Terminal block	1952	37101A
"	Later	*22456B	Panel light	1952	39007A	Trafficators	1952	*54039A
Horn	1952	*69011F	Petrol reserve valve	1952	78020A	Warning light (ignition)	1952	*38065A
Low note	1952	*69012F	"	Later	78023A	Windshield wipers		
High note	1952		Starting motor	1952	26041A/B	Motor	1952	75153A
LAMPS			Steering column control	1952	32855A/J	Wheelbox	1952	72629A/D
Head, Home and Export			SWITCHES			Crosshead and rack assy.		
R.H.D., dip left	1952	*50954A	Dipper	1952	31284A	Cut to 39 1/2"	1952	736307
Head, Export			Lighting	1952	*34072A	Outer casing		
L.H.D., dip right	1952	*50804D	Panel	1952	*31209A	Motor to wheelbox	1952	739870
Head, Export Europe (not France)	1952	*50963A	Knob	1952	*316237	Wheelbox to wheelbox	1952	*739956
Head, Export France	1952	*50962A	Petrol or oil	1952	*31209A	3", offside wheelbox	1952	740031
Number plate illumination	1952	53093E	Knob	1952	*316238	Arm, left hand	1952	*737596
			Reverse lamp	1952	*31077D	" right hand	1952	*737595
						Blade	1952	*737482

ALVIS 3 litre TC108G Saloon (Graber Body) 1956-57

Unit	Year	Part No.	Unit	Year	Part No.	Unit	Year	Part No.
Ammeter	1956-57	*36111A	LAMPS—continued			SWITCHES—continued		
Battery	1956-57	GT11A	Interior	1956-57	56062B	Panel	1956-57	*31515A
Coil, ignition	1956-57	*45054H	Number plate and reverse	1956-57	*53573A	Knob	1956-57	315112
Control box	1956-57	37183H	Side and flasher	1956-57	52236A	Petrol reserve valve	1956-57	*31515A
Distributor	1956-57	40554A	Stop tail, flasher and reflex	1956-57	*53479A	Reverse lamp	1956-57	312953
Flasher unit	1956-57	35010A	Mirror	1956-57	*062558	Knob	1956-57	*31077E
Fuse box	1956-57	37110A	Petrol reserve valve	1956-57	78023A	Solenoid, starting motor	1956-57	*76411E
Generator	1956-57	033239	Starting motor	1956-57	26041B	Stop lamp	1956-57	31082E
"	1956-57	*22483B	SWITCHES			Windshield wiper	1956-57	*31515A
Horn	1956-57	69046E	Choke	1956-57	*31515A	Knob	1956-57	312951
Low note	1956-57	69047E	Knob	1956-57	312950	Windshield wipers		
High note	1956-57		Dipper	1956-57	31673A	Motor	1956-57	75296A
LAMPS			Door light	1956-57	31663A	Wheelbox	1956-57	72674A
Fog	1956-57	55128B	Foglamp	1956-57	*31515A	Crosshead and rack assy.	1956-57	743238
Head, Home and Export			Knob	1956-57	313618	Outer casing		
R.H.D., dip left	1956-57	51596A	Ignition and starting	1956-57	*31678A	Motor to wheelbox	1956-57	744682
Head, Export			Interior	1956-57	*31515A	Wheelbox to wheelbox	1956-57	744683
L.H.D., dip right	1956-57	*51337D/E	Knob	1956-57	313671	End tube	1956-57	740746
Head, Export Europe (not France)	1956-57	51339B/H	Lighting	1956-57	*31251A	Grommet	1956-57	740811
Head, Export France	1956-57	*51341B/E	Knob	1956-57	316151	Arm	1956-57	745080
			Lighting	1956-57		Blade	1956-57	738734

ALVIS 3 litre TD21 Saloon and Coupé 1958-60

Unit	Year	Part No.	Unit	Year	Part No.	Unit	Year	Part No.
Ammeter	1958-60	36249A	LAMPS—continued			SWITCHES—continued		
Battery	1958-60	BT9A	Head, Export France	1958-60	58231A	Panel rheostat	1958-60	*78320A
Bulb holder, panel	1958-60	39007A	Number plate illumination and reverse	1958-60	*53573A	Petrol reserve valve	1958-60	*31515A
Coil, ignition	1958-60	*45054H	Side	1958-60	52325A/B	Knob	1958-60	312953
Control box	1958-59	*37189J	Stop tail, flasher and reflex	1958-60	53527A/B	Reverse lamp	1958-60	*31077E
"	Later	37303A	ditto (Export Canada)	1958-60	53689A/B	Solenoid, starting motor	1958-60	*76411E
Distributor	1958-60	40641A	Mirror	1958-60	062588D	Stop lamp	1958-60	31082H
Flasher unit	1958-59	35010A	Petrol reserve valve	1958-60	78023A	Windshield wiper	1958-60	31892A
"	Later	35020A	Starting motor	1958-60	26041B	Knob	1958-60	*318168
Fuse box	1958-60	033239	Steering column control	1958-60	33535A	Terminal block	1958-60	37101B
Generator	1958-59	*22483D	Suppressor	1959-60	78106A	Warning lights		
"	Later	22489B/D	SWITCHES			Flasher and main beam		
Horn	1958-60	69087A	Choke	1958-60	*31515A	Bulb	1958-60	987
Low note	1958-60	69090A	Knob	1958-60	312950	Adaptor	1958-60	*863143
High note	1958-59	*33135B	Dipper	1958-59	31750A	Ignition	1958-59	38100A
Horn relay	1958-59	33209A	"	Later	31800A	"	Later	38156A
"	Later		Door light	1958-60	31663B	Windshield wipers		
LAMPS			Foglamp	1958-60	*31515A	Motor	1958-60	75310A
Flasher, front	1958-59	*52272D	Knob	1958-60	313618	Wheelbox	1958-60	72726A
ditto	1959-60	*52444A	Ignition and starting	1958-60	*31678B	Crosshead and rack assy.		
ditto (Export Canada)	1959-60	*52464A	Inhibitor (Borg Warner transmission, when fitted)	1959-60	31680A	Cut to 39 1/2"	1958-60	744256
Fog	1958-60	55128B	Interior	1958-60	*31515A	Outer casing		
Head, Home and Export			Knob	1958-60	313671	Motor to wheelbox	1958-60	744682
R.H.D., dip left	1958-60	58336A	Lighting	1958-60	*31251D	Wheelbox to wheelbox	1958-60	744683
Head, Export			Knob	1958-60	316151	End tube	1958-60	740746
L.H.D., dip right	1958-59	*51337D/E	Lighting	1958-60		Ferrule, casing retaining	1958-60	740715
"	1960	*51337F/K	Knob	1958-60		Grommet	1958-60	740811
Head, Export Europe (not France)	1958-60	58230A	Lighting	1958-60		Arm	1958-60	745081
			Knob	1958-60		Blade	1958-60	738734

ARMSTRONG SIDDELEY 'Hurricane' and 'Lancaster' 1946-53; 'Typhoon' 1948-50

Unit	Year	Part No.	Unit	Year	Part No.	Unit	Year	Part No.
Battery	1946-53	GT9A	Distributor	1950	40207A	Horn		
Coil, ignition	1946-53	*45020A/B	"	Later	1950	40207B	Low note	1946-50
Control box	1946-48	*37032A	"	1950-53	40207D/E	"	1951-53	*69021A
"	1949-50	37065E	Fuse box	1949-52	*37107A	"	1946-50	*69011F
"	1951-52	*37076E	"	Later	033239	High note	1946-50	*69022A
"	1952-53	*37139D	Generator	1946-49	*22447A	"	1951-53	*69012F
Distributor	1946	*40060A	"	1950-52	*22435A/B	"		
"	1947-49	40110A/B	"	Later	*22456A/B	Junction box	1946-53	78266B

* See Supersession Chart

L.H.D. .. Left hand drive R.H.D. .. Right hand drive

continued



ARMSTRONG SIDDELEY 'Hurricane' and 'Lancaster' 1946-53: 'Typhoon' 1948-50—continued

Unit	Year	Part No.	Unit	Year	Part No.	Unit	Year	Part No.
LAMPS			Starting motor	1946-49	*255721	Trafficators	1946-49	*54018D
Boot	1950-53	*53019A	"	1950-53	25521B/D	"	1950-53	*54039A
Head, Home			Steering column control ..	1946-49	32704D/E	Warning lights		
R.H.D., dip left (L.H.)	1946-47	*50165A	"	1950-53	32810D/H	Ignition	1946-53	*318534
" non-dip (R.H.)	1946-47	*50166A				Side lamp	1950-53	*318534
" dip left (L.H.)	1948-50	*50756E	SWITCHES			Windshield wipers		
" non-dip (R.H.)	1948-50	*50755E	Boot lamp	1946-53	*359216	Motor	1946-47	*75055K
" dip left (L.H.)	1951	*50799D	Fan	1946-53	*78244A	"	1948-50	*75063K
" non-dip (R.H.)	1951	*50579K	Knob	—	768442	"	1951	*75063L
Head, Export			Heater	1950	*78257A	Control box	1946-47	75148A
R.H.D. dip left			Knob	—	*768654	Wheelbox	1946-53	*72548A/K
(L.H. and R.H.)	1948-50	*50756E	Heater	1951-52	*78244A	Crosshead and rack assy.		
"	1951	*50799D	Knob	—	768443	Cut to 34 1/2"	1946-51	*736177
Head, Home and Export			Heater Later	1952-53	*78276A	" 42 1/2"	1952-53	*736207
R.H.D., dip left			Knob	—	*768691	Inner cable rack ..	1946-47	736024
(L.H. and R.H.) Later	1951-53	*50959A	Ignition	1946-53	31287A	Outer casing		
Head, Export			Lighting	1946-49	31044A	Motor to control box ..	1946-47	739858
L.H.D., dip right ..	1948-50	*A50756E	"	1950-53	*31240A	ditto (Export)	1946-47	*736357
"	1951	*A50799D	Panel	1946-50	*31043B	Motor to wheelbox ..	1948-51	*739907
" Later	1951-53	*50528M	"	1951-53	*31242B	"	1952-53	739868
Head, Export Europe			Petrol	1946-49	*31042A	4", nearside wheelbox	1946-47	740032
(not France)	1948-50	*B50756E	Reverse lamp			Wheelbox to wheelbox	1948-53	*739956
ditto	1951	*B50799D	Synchromesh	1950-53	*31077D	3", offside wheelbox	1946-53	740031
ditto .. Later	1951-53	*50961A	Pre-selector	1950-53	31281B	Control box to wheel-		
Head, Export France			Solenoid, starting motor			boxes	1946-47	*738009
"	1948-50	50757E	Solenoid operating ..	1946-49	76022B	Guide tube	1946-47	735895
"	1951-53	*50808D	"	1950-53	*76411D	Grommet	1946-53	735824
Number plate box	1946-53	*53045B	Stop lamp	1946-50	*31045A	Arm	1946-47	735097
Side	1951-53	52139B	"	1951-53	31241A	" (Export)	1946-47	735099
Stop tail and number plate			Spring	—	31281B	" 'Lancaster' ..	1948	*736418
'Typhoon'	1948-50	*53072B	Windshield wiper			"	1948-53	*737520
Panel light	1950-53	39006A	"	1950	*31131A	Blade	1946-47	727784
Petrol reserve valve ..	1950-53	78000A	"	1951-53	31243A	" 'Lancaster' ..	1948	736412
						"	1948-53	736414

ARMSTRONG SIDDELEY Utility 1950-52

Battery	1950-52	GT9A	LAMPS—continued			SWITCHES—continued		
Coil, ignition	1950-52	*45020A/B	Head, Export			Solenoid operating ..	1950	*31045A
Control box	1950-52	*37076E	R.H.D., dip left			Stop lamp	1951-52	31241A
" Later	1952	*37139D	(L.H. and R.H.) ..	1950	*50756E	Spring	1950-52	31281B
Distributor	1950	40207A	L.H.D., dip right ..	1950	*50799D	Windshield wiper ..	—	315543
" Later	1950	40207B	"	1951	*A50799D	"	1951-52	31243A
"	1950-52	40207D/E	"	1952	*50528M	Trafficators	1950-52	*54039A
Fuse box	1950-52	*37107A	Head, Export Europe			Warning light	1950-52	*318534
" Later	1952	033239	(not France)	1950	*B50756E	Windshield wipers		
Generator	1950-52	*22435A/B	ditto	1951	*B50799D	Motor	1950	*75063K
" Later	1952	*22456A/D	ditto Later	1951-52	*50961A	"	1951-52	*75063L
Horn	1950-52	*69011F	Head, Export France			" Later	1952	75148A
Junction box	1950-52	78266B	Side	1951-52	52139B	Wheelbox	1950-52	*72548A/K
LAMPS			Stop tail and number plate			Crosshead and rack assy.		
Head, Home			Starting motor	1950-52	53072B	Cut to 34 1/2"	1950-52	736177
R.H.D., dip left (L.H.)	1950	*50756E	Steering column control ..	1950-52	25521B/D	" 42 1/2" .. Later	1952	736307
" non-dip (R.H.)	1950	*50755E	SWITCHES			Outer casing		
" dip left (L.H.)	1951	*50799D	Ignition	1950-52	31287A	Motor to wheelbox ..	1950-52	*739907
" non-dip (R.H.)	1951	*50579K	Lighting	1950-52	*31240A	ditto Later	1952	739868
" dip left (L.H. and R.H.) Later	1951-52	*50959A	Panel	1950	*31043B	Wheelbox to wheelbox	1950-52	*739956
			Solenoid, starting motor			3", offside wheelbox ..	1950-52	740031
						Grommet	1950-52	735824
						Arm	1950-52	*737520
						Blade	1950-52	736414

ARMSTRONG SIDDELEY 'Whitley' Saloon 1950-53

Battery	1950-53	GT9A	LAMPS—continued			SWITCHES—continued		
Coil, ignition	1950-53	*45020A/B	Head, Export			Reverse lamp		
Control box	1950-53	*37076E	L.H.D., dip right ..	1950	*A50879A	Synchromesh	1950-53	*31077D
Distributor	1950	40207A	"	1951	*A50799D	Pre-selector	1950-53	31281B
" Later	1950	40207B	" Later	1951-53	*50528M	Solenoid, starting motor	1950-53	*76411D
Fuse box	1950-53	*37107A	Head, Export Europe			Solenoid operating ..	1950	*31045A
Generator	1950-52	*22435A/B	(not France)	1950	B50756E	Stop lamp	1951-53	31241A
" Later	1952-53	*22456A/D	ditto	1951	*B50799D	Spring	1950-53	31281B
Generator pulley	1950-53	228080	ditto Later	1951-53	*50961A	Windshield wiper ..	1950	315543
Horn	1950	*69021A	Head, Export France			"	1951-53	31243A
Low note	1951-53	*69011F	Map reading	1950	50757E	Trafficators	1950-53	*54039A
High note	1950	*69022A	Number plate illumination			Warning lights		
"	1951-53	*69012F	Side	1950-53	39006A	Ignition	1950-53	*318534
Junction box	1950-53	78266B	Stop tail and reverse ..	1950-53	53093E	Side lamp	1950-53	*318534
LAMPS			Petrol reserve valve ..	1950-53	53198B	Windshield wipers		
Boot	1950-53	*53019A	Relay	1950-53	78014A	Motor	1950	*75063K
Head, Home			Starting motor	1950-53	33052B	"	1951-52	*75063L
R.H.D., dip left (L.H.)	1950	*50879A	Steering column control ..	1950-53	25521B/D	" Later	1952-53	75148A
" non-dip (R.H.)	1950	*50881A	SWITCHES			Wheelbox	1950-53	*72548A/K
" dip left (L.H.)	1951	*50799D	Boot lamp	1950-53	*359216	Crosshead and rack assy.		
" non-dip (R.H.)	1951	*50579K	Heater	1950-53	*78257A	Cut to 34 1/2"	1950-52	736177
Head, Export			Knob	—	*768654	" 42 1/2" .. Later	1952-53	736307
R.H.D., dip left			Ignition	1950-53	31287A	Outer casing		
(L.H. and R.H.) ..	1950	*50879A	Lighting	1950-53	*31240A	Motor to wheelbox ..	1950-52	739907
"	1951	*50799D	Panel	1950	*31043B	ditto Later	1952-53	739868
Head, Home and Export			Petrol	1950-53	*31242B	Wheelbox to wheelbox	1950-53	*739956
R.H.D., dip left						3", offside wheelbox ..	1950-53	740031
(R.H. and L.H.) Later	1951-53	*50959A				Grommet	1950-53	735824
						Arm	1950-53	*737520
						Blade	1950-53	736414

* See Supersession Chart L.H. .. Left hand R.H. .. Right hand L.H.D. .. Left hand drive R.H.D. .. Right hand drive

Note. Before ordering Steering Column Controls refer to the detailed parts section (P)



ARMSTRONG SIDDELEY 'Sapphire' 234 and 'Sapphire' 236 1956-58—continued

Unit	Year	Part No.	Unit	Year	Part No.	Unit	Year	Part No.
SWITCHES			SWITCHES—continued			Windshield wipers—cont'd		
Air control knob ..	1956-58	318180	Solenoid operating ..	1956-58	31115A	Ferrule, casing retaining	1956-58	740715
Dipper ..	1956-58	31284A	Knob (234) ..	1956-58	317337	Arm ..	1956-58	745071
Ignition ..	1956-58	31287A/B	Knob (236) ..	1956-58	317348	Blade ..	1956-58	738734
Lighting ..	1956-58	31114E	Windshield wiper ..	1956-58	*31302D	Laycock de Normville overdrive equipment		
Knob (234) ..	1956-58	318173	Knob (234) ..	1956-58	318171	Relay ..	1956-57	33158A
" (236) ..	1956-58	315247	Knob (236) ..	1956-58	318492	" ..	1958	33157A/D
Panel ..	1956-58	31114E	Terminal block ..	1956-58	37101B	Solenoid, transmission gear		
Knob (234) ..	1956-58	316494	Windshield wipers ..	1956-58	*75232A	gear ..	1956-58	*76505B
" (236) ..	1956-58	315246	Motor ..	1956-58	72674A	ditto ..	1958	76515A
Petrol reserve valve ..	1956-58	31113E	Wheelbox ..	1956-58	741263	Switches		
Knob (234) ..	1956-58	316496	Crosshead and rack assy. ..	1956-58	744048	Interrupter ..	1956-58	*31077E
" (236) ..	1956-58	316523	Cut to 40" ..	1956-58	745226	Operating ..	1956-58	31587A
Reverse lamp ..	1956-58	*31077E	Outer casing ..	1956-58	740746			
Roof lamp ..	1956-58	31571A	Motor to wheelbox ..	1956-58	745226			
Solenoid, starting motor	1956-58	*76411E	Wheelbox to wheelbox ..	1956-58	740746			
			End tube ..	1956-58	740746			

ARMSTRONG SIDDELEY 'Sapphire' 346 Saloon 1956-59: Limousine 1956-59

Unit	Year	Part No.	Unit	Year	Part No.	Unit	Year	Part No.
Ammeter ..			LAMPS—continued			Windshield wipers		
Battery ..	1956-59	36201A/D	Side ..	1956-59	52212A	Motor, left hand drive	1956-58	*75236A
Coil, ignition ..	1956-59	GT11A	Stop tail, flasher and reflex	1956-59	53410A/B	ditto .. Later	1958-59	75311A
Control box ..	1956-59	*45054H/K	Petrol reserve valve ..	1956-58	78024F	Motor, right hand drive	1956-58	*75235A
Distributor ..	1956-58	37183E/H	" " ..	1959	*78039A	ditto .. Later	1958-59	75310A
Flasher unit ..	1959	40608A	Starting motor ..	1956-59	26041B	Wheelbox ..	1956-59	72639D
Flasher relay ..	1958-59	*35003A	Steering column control ..	1956-59	32948A	Crosshead and rack assy. ..	1956-58	741264
Fuse box ..	1956-59	35010A	Suppressor ..	1956-59	78105A	Cut to 49" ..	1959	744257
Generator ..	1956-59	*22483B/D	SWITCHES			Outer casing ..	1956-59	740867
Horn ..	1956-59	69046A/F	Dipper ..	1956-59	31284A	Motor to wheelbox ..	1956-59	740782
Low note ..	1956-59	69047A/F	Foglamp ..	1956-59	31114E	Wheelbox to wheelbox ..	1956-59	740746
High note ..	1956-59	78266B	Knob ..	1956-59	31524A	End tube ..	1956-59	740715
Junction box ..	1956-59		Heater ..	1956-59	*31302D	Ferrule, casing retaining	1956-59	740715
LAMPS			Knob ..	1956-58	318172	Arm, left hand drive	1956-58	745072
Bonnet ..	1956-59	*39023A	" " ..	1959	318172A	Saloon ..	1956-59	741837
Boot ..	1956-59	53163B	Ignition ..	1956-59	31287A/F	Limousine ..	1956-58	745071
Flasher, front ..	1956-59	53359D	Lighting ..	1956-59	31114E	Arm, right hand drive	1956-58	741836
Fog ..	1956-59	55043H	Knob ..	1956-58	318173	Saloon ..	1956-59	741837
Head, Home ..	1956-59	51065B	Map light ..	1956-57	31571A	Limousine ..	1956-59	738734
R.H.D., dip left ..	1956-59	51482D/E	Panel ..	1956-59	31114E	Pre-selector gear change equipment		
Head, Export ..	1956-59	51483B	Knob ..	1956-59	316494	Fuse box, gear change ..	1956-59	*37130A
L.H.D., dip right ..	1956-59	51484A	Petrol reserve valve ..	1956-59	31113A	solenoid ..	1956-59	*33116B
Head, Export Europe, ..	1956-59	51484A	Knob ..	1956-59	316496	Relay, gear change ..	1956-59	340786
except countries stated ..	1956-59	51553A/B	Reverse lamp ..	1956-59	*31077E	Cover ..	1956-59	76501A
Head, Export France ..	1956-59	51067B	Roof lamp ..	1956-57	31571A	Solenoid, gear change ..	1956-59	31397A
Head, Export Switzerland ..	1956-59	51495B	Solenoid, starting motor	1956-59	*76411E	Switches ..	1956-59	317870
Head, Export U.S.A. ..	1956-59	53097E	Solenoid operating ..	1956-59	31115E	Kick-down ..	1956-59	317870
Head, Export Canada ..	1956-59	39006A	Knob ..	1956-59	317337	Cover, rubber ..	1956-59	317870
Number plate illumination	1956-59		Stop lamp ..	1956-59	31802E	Pre-selector gear change	1956-59	31398A/B
Panel ..	1956-59		Windshield wiper ..	1956-59	*31302D	R.H.D. ..	1956-59	31414A/B
			Knob ..	1956-58	318171	L.H.D. ..	1956-59	
			Terminal block ..	1956-59	37101B			

ARMSTRONG SIDDELEY ½ ton Pick-up Truck (Export only) 1957

Unit	Year	Part No.	Unit	Year	Part No.	Unit	Year	Part No.
Ammeter ..			LAMPS—continued			SWITCHES—continued		
Battery ..	1957	36201B	Side ..	1957	*52074A	Windshield wiper ..	1957	31526A
Coil, ignition ..	1957	GTZ11A-2	Stop tail and flasher ..	1957	53178H	Knob ..	—	318171
Control box ..	1957	*45054H	Reflex reflector ..	1957	57079A	Choke control knob ..	1957	313617
Distributor ..	1957	37183H	Petrol reserve valve ..	1957	78024F	Starter control knob ..	1957	317337
Flasher unit ..	1957	*35003A	Starting motor ..	1957	26041B	Terminal block ..	1957	37101B
Flasher relay ..	1957	33117D	Steering column control ..	1957	32948A	Windshield wipers		
Fuse box ..	1957	033240	Suppressor ..	1957	78105A	Motor ..	1957	*75214A
Generator ..	1957	*22483B/D	SWITCHES			Wheelbox ..	1957	72639D
Horn ..	1957	69046E	Dipper ..	1957	31284A	Crosshead and rack assy. ..	1957	*743250
Low note ..	1957	69047E	Ignition ..	1957	31287B	Outer casing ..	1957	740867
High note ..	1957	78266B	Lighting ..	1957	31114E	Motor to wheelbox ..	1957	740782
Junction box ..	1957		Knob ..	1957	318173	Wheelbox to wheelbox ..	1957	740746
LAMPS			Panel light ..	1957	31114E	End tube ..	1957	740715
Bonnet ..	1957	*39023A	Knob ..	1957	316494	Ferrule, casing retaining	1957	745072
Flasher, front ..	1957	53359D	Petrol reserve valve ..	1957	31113D	Arm, left hand drive ..	1957	745071
Head ..	1957	51067B	Knob ..	1957	316496	" right hand drive ..	1957	745071
Number plate illumination	1957	53101H	Starting motor ..	1957	76423A	Blade ..	1957	738734
Panel ..	1957	39006A	Coupling ..	—	764428			

ARMSTRONG SIDDELEY 'Star Sapphire' 1959-60

Unit	Year	Part No.	Unit	Year	Part No.	Unit	Year	Part No.
Ammeter ..	1959-60	36201D	Distributor ..	1959-60	40650A/D	Horn ..	1959-60	69046F
Battery ..	1959-60	GT11A-3	Flasher unit ..	1959-60	35010A	Low note ..	1959-60	69047F
(Canada) ..	1959-60	GV13A	Fuse box ..	1959-60	033240	High note ..	1959-60	78266B
Coil, ignition ..	1959-60	*45054K	Generator ..	1959	*22524E			
Control box ..	1959	*37189J	" ..	1960	22528D			
" ..	1960	37297A						

* See Supersession Chart

L.H.D. .. Left hand drive R.H.D. .. Right hand drive

Note. Before ordering Steering Column Controls refer to the detailed parts section (P)



ASTON MARTIN DB2 1951-54—continued

Unit	Year	Part No.	Unit	Year	Part No.	Unit	Year	Part No.
LAMPS			SWITCHES—continued			Windshield wipers		
Bonnet	1951-54	*52162B/D	Dipper	1951-54	31284A	Motor	1951-52	*75063L
Fog	1954	*55055D	Foglamp	1951-54	*31320A	"	1953	75161A
Head, Home			Heater	1951-54	*31328A	"	1954	*75236A
R.H.D., dip left (L.H.)	1951-52	50825A	Ignition and lighting ..	1951-54	*34018A	Wheelbox	1951-53	*72548A/H
" non-dip (R.H.)	1951-52	*50826A	Inspection lamp	1951-54	*31327A	"	1954	72639A
" dip left (L.H.)	1953-54	51065A	Map light	1951-54	*31276A	Crosshead and rack assy.		
" non-dip (R.H.)	1953	*51066A	Panel	1951-54	*31321A	Cut to 5 1/4"	1951-52	738499
dip left	1954	51065A	Petrol and oil gauge	1951-54	31295A	" " 5 5/8"	1953	738223
Head, Export France	1954	51561A	Petrol reserve valve	1951-54	*31319A	" " 5 1/2"	1954	741262
Head, Export Switzerland ..	1954	51560A	Reverse lamp	1951-53	*31077D	Outer casing		
Head, Export U.S.A.	1951-52	50942A	"	1954	*31439A	Motor to wheelbox	1951-52	*739832
"	1954	51067B	Solenoid, starting motor ..	1951-54	*76411D	" " "	1953	739858
Map reading	1951-54	39006A	Solenoid operating	1951-54	*31071A	" " "	1954	740954
Number plate and reverse	1951-54	53097D/E	Stop lamp	1951-52	31281B	Wheelbox to wheelbox ..	1951-52	*739962
Side	1951-54	*52162B/D	Spring	—	315543	" " "	1953	*739956
Stop tail	1951-54	53178B/D	Windshield wiper	1951-53	*31322A	" " "	1954	745005
Petrol reserve valve	1951-52	78017A	"	1954	*31302A	3", offside wheelbox	1951-53	740031
"	1953	78006A	Terminal block	1952	37082A	End tube	1954	740746
"	1954	78026A	Trafficators	1951-53	*54039A	Grommet	1951-53	729423
Starting motor	1951-54	26043A	"	1953-54	54044D	Arm	1951-52	*737517
Steering column control ..	1951-54	32756A	Warning lights			"	1953	*736418
Suppressor	1954	78105A	Choke	1951-53	*38019B	"	1954	*741294
SWITCHES			Ignition	1951-54	*38013B	Blade	1951-52	736412
Battery master	1951-54	76605B	Petrol reserve	1951-54	*38042A	"	1953	736414
Choke	1951-53	*31323A	Trafficator	1954	*38013B	"	1954	*738735

ASTON MARTIN DB2/4 1955-57

Ammeter	1955-56	36144A	LAMPS—continued			SWITCHES—continued		
"	1957	*36236A	Head, Export Mexico	1955-57	51482D/E	Petrol	1955-57	*31319A
Battery	1955-57	GT9A	Map reading	1955-57	39006A	Reverse lamp	1955-57	*31077E
Coil, ignition	1955-57	*45012B/D	Number plate and reverse	1955	53097D	Solenoid, starting motor ..	1955-57	*76411E
Control box	1955-57	37183A/H	"	1956-57	53097E	Solenoid operating	1955-57	*31071A
Distributor	1955-56	40264B	Side and flasher " "	1955	*52162B	Windshield wiper	1955-57	*31302D
"	1957	40484A	"	1956-57	52240B/D	Knob	—	316646
Flasher relay	1955-57	33117A	Stop tail and flasher	1955-57	53178E/F	Terminal block	1955-57	37101B
Fuse box	1955	*37137A	Petrol reserve valve	1955-57	78026A	Warning lights		
"	1956-57	37110A	Starting motor	1955-57	26043A	Direction indicator		
Generator	1955-57	*22462B/D	Steering column control ..	1955-57	32756A	(U.S.A.)	1955	*38013B
Horn			Suppressor	1956-57	78105A	Ignition	1956-57	*38013B
Low note	1955-57	69046A/F	SWITCHES			Main beam	1955-57	*38087A
High note	1955-57	69047A/F	Battery master	1955-57	76605B	Petrol reserve	1955-57	*38042A
Horn relay	1955-57	33135B	Dipper	1955-57	31284A	Windshield wipers		
LAMPS			Engine inspection lamp ..	1955	*31327A	Motor	1955-57	*75236A
Bonnet	1955	*52162B	Foglamp	1955-57	*31328A	Wheelbox	1955-57	72639D
Driving	1956-57	55081A	Heater/Fan	1955-57	*31328A	Crosshead and rack assy.		
Fog	1955-57	*55055D	Ignition and lighting	1955-57	*34018B	Cut to 5 1/4"	1955-57	741262
Head, Home and Export			Map light	1955	*31276A	Outer casing		
R.H.D., dip left	1955	51065A	Oil and petrol gauge	1955	31295B	Motor to wheelbox	1955-57	740954
Vertical dip	1956-57	51560A	Panel light	1955	*31321A	Wheelbox to wheelbox ..	1955-57	745005
Head, Export France	1955-57	51561A	Knob	1956-57	*78315A	End tube	1955-57	740746
Head, Export Switzerland ..	1955	51560A				Ferrule, casing retaining	1955-57	740715
Head, Export U.S.A.	1955	51067A				Arm	1955-57	745080
"	1956-57	51067B				Blade	1955-57	*738735

ASTON MARTIN DB3/S Competition 2-seater 1956

Ammeter	1956	*36110A	LAMPS			SWITCHES		
Battery	1956	RCPR11A	Dash	1956	56010A	Battery master	1956	76605B
Coil, ignition	1956	*45012B	Head			Dipper and horn push	1956	*31076B
Control box	1956	37183E	Vertical dip	1956	51560A	Fog or driving lamp	1956	031218
Distributor	1956	40484A	Number plate illumination	1956	53093H	Ignition	1956	031218
Fuse box	1956	*37107A	Side	1956	52139F	Lighting	1956	*34031B
Generator	1956	*22462D	Stop tail	1956	53178F	Panel	1956	031218
Horn			Mirror	1956	062564	Solenoid, starting motor ..	1956	*76411E
Low note	1956	*70063D	Reflex reflector	1956	*57035D	Solenoid operating	1956	*31071A
High note	1956	*70071D	Starting motor	1956	26043A	Terminal block	1956	37082A
Horn relay	1956	*33116B	Suppressor	1956	78105A	Warning light (ignition) ..	1956	*38013B

ASTON MARTIN DB Mk. III Saloon 1958-59

Ammeter	1958-59	*36236A	LAMPS			Petrol reserve valve	1958-59	78035B
Battery	1958-59	GT9A	Head			Relay, flasher	1959	33117D
Bulb, interior and map light	1958-59	254	Vertical dip	1958-59	58110A	Relay, headlamp	1959	*33116B
Coil, ignition	1958	*45012D	Head, Export France	1959	51561A	Relay, horn	1958-59	33135B
"	Later	*45054K	Head, Export U.S.A. and			Screenjet (optional)	1958-59	077011A
Control box	1958	37183H	Cuba	1958-59	58189A	Accessories (ref. only) ..	1958	*295230
"	Later	*37189A/J	Head, Export Mexico	1959	51482D/E	" " "	1959	*295118
Distributor	1958-59	40484A	Number plate and reverse	1958-59	53097E	Starting motor	1958-59	26043A
Flasher unit	1958-59	35010A	Side and flasher	1958-59	52240B/D	Steering column control ..	1958-59	32756D
Fuse box	1958-59	*37137A	Stop tail, flasher and reflex			Suppressor	1958-59	78105A
Generator	1958-59	*22462D/E	Mk. IIIA	1958	53330D			
Horn			Mk. IIIB	1958-59	53527A			
Low note	1958-59	69046F	U.S.A.	1958-59	53689A			
High note	1958-59	69047F						

* See Supersession Chart L.H. .. Left hand R.H. .. Right hand L.H.D. .. Left hand drive R.H.D. .. Right hand drive continued

Note. Before ordering Steering Column Controls refer to the detailed parts section (P)



ASTON MARTIN DB Mk. III Saloon 1958-59—continued

Unit	Year	Part No.	Unit	Year	Part No.	Unit	Year	Part No.
SWITCHES			SWITCHES—continued			Windshield wipers—cont'd		
Battery master	1958	76605B	Solenoid operating ..	1958-59	31082E	Outer casing		
" " " "	1959	*76604B	Windshield wiper and			Motor to wheelbox ..	1958-59	745436
Foglamp " "	1958-59	*31705A	screenjet	1958-59	31714A	Wheelbox to wheelbox	1958-59	745005
Knob		312866	Knob		313682	End tube	1958-59	740746
Heater	1958-59	*31705A	Rubber boot, terminal	1958-59	858266	Ferrule, casing retaining	1958-59	740715
Knob		313683	Terminal block	1959-59	37101B	Grommet	1958-59	740811
Ignition and starting	1958-59	31678A	Warning light (flasher)	1958	*319387	Arm (Mk. IIIA)	1958	745080
Lighting	1958-59	*31723A	" " " "	1959	38112A	" (Mk. IIIB)	1958-59	741844
Knob		318174				Blade (Mk. IIIA)	1958	*738735
Panel	1958-59	78311A	Windshield wipers			" (Mk. IIIB)	1958-59	737897
Knob		769064	Motor					
Panel, auxiliary	1958-59	*31705A	Mk. IIIA	1958	*75236A	Overdrive equipment		
Knob		316102	Mk. IIIB	1958-59	75311A	Interrupter switch ..	1958-59	*31077E
Petrol reserve	1958-59	*31705A	Wheelbox	1958-59	72639D	Relay	1958-59	33157A
Knob		313684	Crosshead and rack Assy.			Solenoid, transmission		
Reverse lamp	1958-59	*31077E	Mk. IIIA Cut to 47 1/2"	1958	741264	gear	1958	*76505B
Solenoid, starting motor	1958-59	*76411E	Mk. IIIB " " "	1958-59	744256	ditto	1959	*76517A

ASTON MARTIN DB4 1959-60: DB4GT 1960

Ammeter	1959-60	*36236A	Petrol reserve valve ..	1960	78040A	Warning lights		
" (GT)	1960	36268A	Relay, headlamp " (GT)	1960	78035A	Choke	1959	*38019B
Battery	1959-60	GT9A	Relay, horn	1959-60	*33116B	Flasher	1959-60	38112A
Coil, ignition	1959-60	*45054K	Screenjet (optional) ..	1959-60	077011A	Ignition (bulb holder		
" (GT)	1960	45121A	Accessories (ref. only) ..	1959-60	295118	only)	1959-60	863511
Ballast resistance (GT) ..	1960	47147A	Starting motor	1959-60	26043A	Main beam and petrol		
Control box	1959	*37189J	Steering column control ..	1959-60	33542A	reserve (bulb holder		
" " " "	Later	37303A	Slip ring	1959-60	38270A	only)	1959-60	554734
Distributor	1959-60	40671A	Suppressor	1959-60	78105A	Bulb	1959-60	987
" (GT)	1960	40697A						
Flasher unit	1959-60	35010A	SWITCHES			Windshield wipers		
Fuse box	1959-60	*37137A	Battery master	1959-60	*76604B	Motor, left hand drive	1959-60	75365A
Generator	1959-60	*22462E	Choke heater	1959	*31705A	Motor, right hand drive	1959-60	75366A
" " " "	Later	22496D	Knob		313683	Wheelbox	1959-60	72729A
Horn			Foglamp (when fitted) ..	1959-60	*31705A	Crosshead and rack Assy.		
Low note	1959-60	69046F	Knob		312866	L.H.D. Cut to 46 1/2"	1959-60	743235
" " " "	Later	69087A	Fuel reserve	1959-60	*31705A	R.H.D. " " 37 1/2"	1959-60	744254
High note	1959-60	69047F	Knob		313684	Outer casing		
" " " "	Later	69090A	Ignition and starting ..	1959-60	*31678A	Motor to wheelbox		
Inspection lamp sockets ..	1959-60	38604A	Lighting	1959-60	*31723A	L.H.D.	1959-60	54711249
			Knob		318174	R.H.D.	1959-60	54711248
LAMPS			Panel light	1959-60	78311A	Wheelbox to wheelbox	1959-60	54711250
Flasher, front	1959-60	53359D	Knob		769064	End tube	1959-60	740746
Head			Panel light, auxiliary ..	1959	*31705A	Arm, left hand drive ..	1959	54710005
Vertical dip	1959-60	58110A	Knob		316102	ditto	Later	1959-60
" (GT)	1960	51534E	Reverse lamp	1959-60	*31077E	Arm, right hand drive ..	1959	54710006
Head, Export U.S.A. ..	1960	58572A	Solenoid, starting motor	1959-60	*76411E	ditto	Later	1959-60
Number plate and reverse	1959-60	53097E	Stop lamp	1959-60	31082E	Blade	1959-60	54711537
Side	1959-60	52139E	Windshield wiper and			" " " "	Later	1960
" (GT)	1960	52510A	screenjet	1959-60	31714A			
Stop tail, flasher and reflex	1959-60	53527A	Knob		313682			
ditto (U.S.A.)	1959-60	53689A						

AUSTIN 8 h.p. Saloon and Tourer 1946-47

Ammeter	1946-47	*364366	LAMPS—continued			SWITCHES—continued		
Battery	1946-47	SG11E	Side	1946-47	*52027A	Stop lamp	1946-47	31281B
Coil, ignition	1946-47	*45016A	Stop tail and number plate	1946-47	*A53031A	Spring		*315723
Control box	1946-47	*37056A	Mirror	1946-47	*620307	Trafficators	1946-47	*539664
Distributor	1946-47	*400206	Starting motor	1946-47	*250405	Warning light (ignition) ..	1946-47	*38012B
Generator	1946-47	22450A	Steering column control ..	1946-47	32705A/H			
Horn	1946-47	069343				Windshield wipers		
			SWITCHES			Motor	1946-47	75065A
LAMPS			Dipper	1946-47	31284A	Clutch housing	1946-47	737357
Head, Home	1946-47	50146D	Ignition and lighting ..	1946-47	*34002D	Bracket	1946-47	734747
L.H.	1946-47	50147B/D	Panel	1946-47	*314090	Link, primary	1946-47	735685
R.H.	1946-47		Starting motor	1946-47	76428A	" secondary	1946-47	735687
Head, Export	1946-47	50148D				Arm	1946-47	*735096
L.H.	1946-47	50149D				Blade	1946-47	727802
R.H.	1946-47							

AUSTIN 8 h.p. Van 1946-47

Ammeter	1946-47	*364366	LAMPS, Head, Home—			SWITCHES—continued		
Battery	1946-47	SG11E	<i>continued</i>			Starting motor	1946-47	76428A
Coil, ignition	1946-47	*45016A	L.H.	1947	*50526D	Stop lamp	1946-47	31281B
Control box	1946-47	*37056A	R.H.	1947	*50527D	Spring		*315723
Distributor	1946-47	*400206	Stop tail and number plate	1946-47	*53060A	Warning light (ignition) ..	1946-47	*38012B
Generator	1946-47	22450A	Mirror	1946-47	*580306			
Horn	1946-47	069343	Starting motor	1946-47	*250405	Windshield wipers		
			Steering column control ..	1946-47	32705A/H	Motor	1946-47	75081A
LAMPS			SWITCHES			Arm	1946-47	*735096
Head, Home	1946	50201A	Dipper	1946-47	31284A	Blade	1946-47	727802
L.H.	1946	50202A	Ignition and lighting ..	1946-47	*34002D			
R.H.	1946		Panel	1946-47	*314090			

* See Supersession Chart L.H. .. Left hand R.H. .. Right hand L.H.D. .. Left hand drive R.H.D. .. Right hand drive



AUSTIN 10 h.p. 1946-47

Unit	Year	Part No.	Unit	Year	Part No.	Unit	Year	Part No.
Ammeter	1946-47	*364366	LAMPS— <i>continued</i>			SWITCHES— <i>continued</i>		
Battery	1946-47	SG9A	Head, Export			Starting motor	1946-47	76428A
Coil, ignition	1946-47	*45020A/B	L.H. (shallow lens) ..	1946-47	*50300B	Stop lamp	1946-47	31281B
Control box	1946-47	*37055A	R.H.	1946-47	50301B	Spring	—	*315723
Distributor	1946-47	*405601	L.H. (deep domed lens)	1947	*50593A	Trafficators	1946-47	*539665
Generator	1946-47	22449B	R.H. " " " "	1947	50594A	Warning light (ignition) ..	1946-47	*38013B
Horn	1946-47	069344	Side	1946-47	*52040A	Windshield wipers		
LAMPS			Stop tail and number plate	1946-47	*53031D	Motor	1946-47	75066A
Head, Home			Mirror	1946-47	*620307	Clutch housing	1946-47	737357
L.H.	1946	*50402A	Starting motor	1946-47	*255378	Bracket	1946-47	734747
R.H.	1946	*50403A	Steering column control ..	1946-47	32706A/H	Link, primary	1946-47	735685
L.H. (shallow lens)	1947	*50107A	SWITCHES			" secondary	1946-47	735686
R.H.	1947	50108A	Dipper	1946-47	31284A	Arm	1946-47	*735096
L.H. (deep domed lens)	1947	*50591A	Ignition and lighting ..	1946-47	*34002D	Blade	1946-47	727802
R.H. " " " "	1947	50592A	Panel	1946-47	*314090			

AUSTIN 10 h.p. Van 1946-47

Unit	Year	Part No.	Unit	Year	Part No.	Unit	Year	Part No.
Ammeter	1946-47	*364366	LAMPS— <i>continued</i>			SWITCHES— <i>continued</i>		
Battery	1946-47	SG9A	Side	1946-47	*52003A	Stop lamp	1946-47	31281B
Coil, ignition	1946-47	*45020A/B	Stop tail and number plate	1946-47	*53060A	Spring	—	*315723
Control box	1946	*37031B	Starting motor	1946-47	*255378	Trafficators	1946-47	*54013B
" "	1947	*37055A	Steering column control ..	1946-47	32706A/H	Warning light (ignition) ..	1946-47	*38013B
Distributor	1946-47	*405601	SWITCHES			Windshield wipers		
Generator	1946-47	22449B	Dipper	1946-47	31284A	Motor	1946-47	75066A
Horn	1946-47	069344	Ignition and lighting ..	1946-47	*34002D	Clutch housing	1946-47	737357
LAMPS			Panel	1946-47	*314090	Bracket	1946-47	734747
Head, Home			Starting motor	1946-47	76428A	Link	1946-47	735685
L.H.	1946-47	50260D				Arm	1946-47	*735098
R.H.	1946-47	*50261D				Blade	1946-47	727707

AUSTIN 12 h.p. 1946-47

Unit	Year	Part No.	Unit	Year	Part No.	Unit	Year	Part No.
Ammeter	1946-47	*36013A	LAMPS— <i>continued</i>			SWITCHES— <i>continued</i>		
Battery	1946-47	SG9A	Head, Export			Solenoid operating	1946-47	*31048A
Coil, ignition	1946-47	*45020A/B	L.H.	1946-47	*50379A	Stop lamp	1946-47	31281B
Control box	1946-47	*37031B	R.H.	1946-47	*50380A	Spring	—	*315723
Distributor	1946-47	*405601	Side	1946-47	*52040A	Trafficators	1946-47	*539671
Generator	1946-47	22449B	Stop tail	1946-47	*53057A	Warning light (ignition) ..	1946-47	*38013B
Horn	1946-47	069344	Starting motor	1946-47	*255378	Windshield wipers		
LAMPS			Steering column control ..	1946-47	32709A/F	Motor	1946-47	75066A
Head, Home			SWITCHES			Clutch housing	1946-47	737357
L.H.	1946-47	*50196A	Dipper	1946-47	31284A	Bracket	1946-47	735404
R.H.	1946-47	*50197A	Ignition and lighting ..	1946-47	*34004B	Link, primary	1946-47	735383
			Panel	1946-47	*31054A	" secondary	1946-47	735386
			Solenoid, starting motor	1946-47	76022B	Arm	1946-47	*735098
						Blade	1946-47	727707

AUSTIN 16 h.p. 1946-48

Unit	Year	Part No.	Unit	Year	Part No.	Unit	Year	Part No.
Ammeter	1946-48	*36013A	LAMPS— <i>continued</i>			SWITCHES— <i>continued</i>		
Battery	1946-48	SG11A	Head, Export			Reverse lamp	1946-48	*31077D
Coil, ignition	1946-48	*45020A/B	L.H.	1946	*50231A	Solenoid, starting motor	1946-48	76022B
Control box	1946-48	*37032A	R.H.	1946	*50232A	Solenoid operating	1946-48	31107A
Distributor	1946	*40055B	L.H.	1947-48	*50379A	Stop lamp	1946-48	31281B
" "	1946	40085A	R.H.	1947-48	*5380A	Spring	—	315726
" "	1947	*40088A	Side	1946-48	*52051A	Trafficators	1946-48	*54013B
" "	1948	*40117F/H	Stop tail	1946-48	*53057A	Warning light (ignition) ..	1946-48	*38013B
Generator	1946-48	*22446A/B	Starting motor	1946-48	*255378	Windshield wipers		
Horn	1946-48	*69021A	Steering column control ..	1946-48	32709A/F	Motor	1946-48	75066A
Low note	1946-48	*69022A	SWITCHES			Clutch housing	1946-48	737357
High note	1946-48	*69022A	Dipper	1946-48	31284A	Bracket	1946-48	735404
LAMPS			Heater	1946-48	*78204A	Link, primary	1946-48	735383
Head, Home			Knob	—	*76849I	" secondary	1946-48	735386
L.H.	1946-48	*50196A	Ignition and lighting ..	1946-48	*34032D	Arm	1946-48	*735098
R.H.	1946-48	*50197A	Panel	1946-48	*31106A	Blade	1946-48	727707
L.H.	1948	50719A						
R.H.	1948	50720A						

AUSTIN A30 'Seven' 1952-56

Unit	Year	Part No.	Unit	Year	Part No.	Unit	Year	Part No.
Battery	1952-56	GLT7A	Distributor	1952-55	*40299A/E	LAMPS		
" (special, Export to cold countries) ..	1952-55	GT7A	" " " "	1956	*40299L	Head, Home and Export		
Coil, ignition	1952-55	*45020A/B	" " " "	1956	40494A	R.H.D., dip left	1952	*50954A
Control box	1952-55	*45053A/F	Fuse box	1952-56	033240	" " " "	1953-55	51336A
Distributor	1955-56	*45053A/F	Generator	1952-55	22258D	" " " "	1956	51336B/J
" "	1956		" " " "	1956	22258E/F	Head, Export		
Van and 'Countryman'	1955-56		" " " "	1952-56	*069213	L.H.D., dip right	1952	*50804D
Control box	1952-56	*37138B	Horn	1954	069448	" " " "	1953-55	*51337A/B
			Alternative	Later		" " " "	1956	*51337D/E

* See Supersession Chart L.H. .. Left hand R.H. .. Right hand L.H.D. .. Left hand drive R.H.D. .. Right hand drive continued
 Note. Before ordering Steering Column Controls refer to the detailed parts section (P)



AUSTIN A30 'Seven' 1952-56—continued

Table with 9 columns: Unit, Year, Part No., Unit, Year, Part No., Unit, Year, Part No. Includes sections for LAMPS, SWITCHES, and Windshield wipers.

AUSTIN 'Seven' (850) 1959-60: Quarter Ton Van 1960

Table with 9 columns: Unit, Year, Part No., Unit, Year, Part No., Unit, Year, Part No. Includes sections for LAMPS, SWITCHES, and Windshield wipers.

AUSTIN A35 Saloon 1957-59: 'Countryman' 1957-60: Pick-up 1957-58: Van 1957-60

Table with 9 columns: Unit, Year, Part No., Unit, Year, Part No., Unit, Year, Part No. Includes sections for LAMPS, SWITCHES, and Windshield wipers.

* See Supersession Chart L.H. . . Left hand R.H. . . Right hand L.H.D. . . Left hand drive R.H.D. . . Right hand drive



AUSTIN A40 'Devon' 1948-52; 'Dorset' 1948; 'Somerset' 1953-54; 'Cambridge' 1955-56; A50 'Cambridge' 1955-57

Unit	Year	Part No.	Unit	Year	Part No.	Unit	Year	Part No.
Ammeter	1948-51	36062E	LAMPS—continued			SWITCHES—continued		
Battery	1952-54	36140A	Head, Export Europe			Panel	1956-58	*31498A
	1948-57	GT7A	(not France) .. .	1948-51	*B50799D	Knob	—	318368
(special, Export to			ditto	1952	*50961A	Starting motor ..	1948-49	76428A
cold countries) ..	1948-57	GT9A	ditto .. Later	1952-53	*50963A Later	1949-57	76423A
Bulb holder, panel light ..	1951-54	39020B	ditto (alternative)	1953	50967A	Coupling	1949-57	764428
	1955-57	554734	ditto .. Later	1953-54	51339A	Stop lamp	1948	31281B
Bulb	—	987	ditto ..	1955-57	51517A/J	Spring	—	*315723
Coil, ignition	1948-55	*45020A/B	Head, Export France ..	1948-51	*50808D	Stop lamp	1949-51	31281B
	1956-57	*45053A/H	ditto	1952	*50978A	Spring	—	315726
Control box	1948	*37078A	ditto .. Later	1952-53	*50962A	Stop lamp	1956-57	31082E
" Later	1948-51	37065E	ditto (alternative)	1953	*50966A	Trafficator (G.P.O.)		
"	1951-55	*37138B/D	ditto .. Later	1953-54	*51341A	(optional)	1955-56	*31464D
"	1956-57	37182B	ditto ..	1955-57	51518A/H	Windshield wiper ..	1948	—
Distributor	1948-52	40141A/F	Lens, decorative, front			Knob	—	*315066
"	1952-54	*40284A/E	(when trafficators fitted)	1955-56	574245	Windshield wiper ..	1949-51	*31199A
A40	1955-56	*40452B/E	Lens, decorative, rear			Knob	—	315061
" Later	1956	40498A	(when trafficators fitted)	1955-56	574260	Windshield wiper ..	1952-54	31113A
A50	1955	*40427D	Number plate illumination	1948-54	53101E	Knob	—	316478
"	1956	*40427F	ditto	1955-56	*53348B	Windshield wiper ..	1955	*31419A
" (low compression)			ditto .. Later	1956-57	53518A	Knob	—	318369
" Later	1956-57	*40499A	Side	1948-52	52139B	Windshield wiper ..	1956-57	*31498A
" (high compression)	1957	40570A	"	1953-55	*52182A/D	Knob	—	318369
Flasher unit	1955-56	*35003A	"	1956-57	*52214E	Knob, starter and choke		
Fuse box	1951-57	033240	Stop tail	1948-50	*53102D	control	1953	325744
Generator	1948-49	*22250A	"	1951-52	53200A	ditto .. Later	1953-54	*326540
" Later	1949-51	*22250E/F	"	1952-54	53178A/F	Knob, starter control ..	1955-57	326729
"	1951-54	22258D	Stop tail and reflex ..	1955	53332B	" choke control ..	1955-57	326728
"	1955-57	22258E/F	Stop tail, flasher and reflex	1956-57	058619	Trafficators when fitted)	1948-51	*54035A
Horn			ditto (Export U.S.A.			ditto	1952	*54041A
Low note	1948-54	*69011F	and Canada)	1957	058647	ditto .. Later	1952-56	54044D
"	1955	*70063D	Mirror	1948-52	*062537	Warning lights		
" Later	1955-57	69046A/F	Starting motor	1948-49	25013A/B	Ignition	1948-51	38048A
High note	1948-54	*69012F	" Later	1949-57	25022A/L	Holder	1948-50	38041A
"	1955	*70071D	Steering column control ..	1948-50	32760A/K	"	1951-54	30499A
" Later	1955-57	69047A/F	"	1951	*32777A/J	"	1951-53	38048A
LAMPS			"	1952-54	32853A/H	Windshield wipers		
Flasher, front	1955	*52213A	"	1955	32919B	Motor	1948-50	*75064J
"	1956-57	*52296A	Suppressor	1956-57	32929D/E	"	1951	*75064K
" (N. America)	1957	*52213B		1951	78105A	"	1952	75145A
Flasher, rear	1955	53333A	SWITCHES			" Later	1952-54	75150A
Head, Home			Dipper	1948-54	*31372A	"	1955-57	75251A
R.H.D., dip left (L.H.)	1948-49	*50792B	"	1955-57	31284A	Wheelbox	1948-52	*72548A/K
" non-dip (R.H.)	1948-49	*50614E	Flasher	1955-56	*31530A	" Later	1952-54	72592/AK
" dip left (L.H.)	1949	50613E	"	1957	31608A	"	1955-57	72665A
" non-dip (R.H.)	1949	*50578E	Heater	1948-51	31113A	Crosshead and rack assy.		
" dip left (L.H.)	1949	*50799D	Knob	—	*315119	Cut to 31 ¹⁶ / ₃₂ ..	1948-54	738764
" non-dip (R.H.)	1949-51	*50799D	Heater	1952-53	31201B	" 41 ¹⁶ / ₃₂ ..	1955-57	*743231
" Later	1949-51	*50579K	Knob	—	*31622A	Outer casing		
R.H.D., dip left			Heater/Fan	1953-54	31113A	Motor to wheelbox ..	1948-52	*739855
(L.H. and R.H.) ..	1952	*51254A	Knob	—	316478	ditto .. Later	1952-54	739879
ditto	1952-53	*50954A	Heater/Fan (alternative)	1951	*78238A	ditto	1955-57	745118
ditto (alternative)	1953	50941A	Knob	—	*768543	Wheelbox to wheelbox	1948-52	*739953
ditto	1953-54	51336A	Heater/Fan (alternative)	1953	78260A	ditto .. Later	1952-54	*739970
ditto	1955-57	51515F/J	Knob	—	*768689	ditto	1955-57	745119
Head, Export			Heater/Fan	1955	*31419A	3", offside wheelbox ..	1948-54	740031
R.H.D., dip left			Knob	—	318370	End tube	1955-57	740746
(L.H. and R.H.) ..	1948-51	*50799D	Heater/Fan	1956-57	*31498A	Ferrule, casing retaining	1955-57	740715
ditto	1952	*51254A	Knob	—	318370	Arm, left hand drive ..	1948-51	*737431
ditto .. Later	1952-53	50954A	Ignition	1948-51	*31163A	ditto	1952	737445
ditto (alternative)	1953	50941A	Ignition and lighting ..	1952-54	31194A	ditto .. Later	1952-54	*737581
ditto	1953-54	51336A	Knob	—	316286	ditto	1955	*741295
ditto	1955-57	51515F/J	Ignition and lighting ..	1955-57	31516A	ditto	1956-57	745081
L.H.D., dip right			Knob	—	316449	Arm, right hand drive ..	1948-51	*737430
ditto	1948-51	*A50799D	Lighting	1948-51	31114A	ditto	1952	*737444
ditto	1952	*50528M	Knob	—	315213	ditto .. Later	1952-54	*737529
ditto .. Later	1952-53	*50804D	Panel	1948-54	31113A	ditto	1955	*741294
ditto (alternative)	1953	50973A	Knob	1948-51	315118	ditto	1956-57	745080
ditto	1953-54	*51337A	Panel	1952-54	316478	Blade	1948-52	727802
ditto	1955-56	51516A/K	Knob	1955	*31419A	" Later	1952	*737433
					318368	"	1952-54	738724
						"	1955-57	738734

AUSTIN A40 Van, 'Countryman' and Pick-up Truck 1948-56

Ammeter	1948-51	36062E	LAMPS—continued			LAMPS—continued		
Battery	1948-56	GT7A	Head, Home			L.H.D., dip right ..	1955	*51345B
Coil, ignition	1948-55	*45020A/B	R.H.D., dip left (L.H.)	1948	50613E	"	1956	*51345D/F
"	1956	*45053D/F	" non-dip (R.H.)	1948	*50578E	Head, Export Europe		
Control box	1948-51	37065E	" dip left (L.H.)	1949-51	*50799D	(not France)	1948	*B50613E
" Later	1951-55	*37138B/D	" non-dip (R.H.)	1949-51	*50579K	ditto	1949-51	*B50799D
"	1956	37182B	" dip left			ditto	1952	*50961A
Distributor	1948-52	40141A/F	(L.H. and R.H.) ..	1952-53	*50992A	ditto	1953	*50994A
"	1953-54	*40284A/E	ditto .. Later	1953-55	51344A	ditto	1953-56	51346B/D
"	1955-56	*40452B/E	ditto ..	1956	51344B	Head, Export France	1948	50664E
Fuse box	1951-56	033240	Head, Export			"	1949-51	*50808D
Generator	1948-49	*22250A	R.H.D., dip left			"	1952	*50978A
" Later	1949-51	*22250E/F	(L.H. and R.H.) ..	1948	50613E	"	1953	51009A
"	1951-55	22258D	ditto	1949-51	*50799D	" Later	1953-55	51411A
"	1956	22258E/F	ditto	1952-53	*50992A	"	1956	51411B
Horn	1948-49	069344	ditto .. Later	1953-56	51344A/B	Number plate illumination	1956	51101H
Low note	1950-55	*69011F	L.H.D., dip right ..	1948	*A50613E	Side	1948-56	52139A/F
"	1956	69046A	"	1949-51	*A50799D	Stop tail	1956	53178F
High note	1950-55	*69012F	"	1952	*50528M	Stop tail and number plate	1948-55	*53060A
"	1956	69047A	"	1953	*50993A	Mirror (alternative) ..	1948-54	*62521D
"			" Later	1953-54	*51345A			

* See Supersession Chart

L.H. .. Left hand

R.H. .. Right hand

L.H.D. .. Left hand drive

R.H.D. .. Right hand drive

continued

Note. Before ordering Steering Column Controls refer to the detailed parts section (P)



AUSTIN A40 Van, 'Countryman' and Pick-up Truck 1948-56—continued

Unit	Year	Part No.	Unit	Year	Part No.	Unit	Year	Part No.
Panel light bulb holder ..	1951-53	*39013A	SWITCHES—continued			Warning lights		
" " " " ..	1954-55	39020A	Lighting	1948-51	31114A	Ignition	1948-52	38048A
Starting motor	1948-49	25013A/B	Knob		315213	Holder		38041A
" " " " .. Later	1949-56	25022A/L	Panel	1948-51	31113A	Main beam	1951-52	38048A
Steering column control ..	1948-51	32760A/K	Knob		315118	Windshield wipers		
" " " " ..	1952-55	32853A/H	Panel	1952-56	*31342A	Motor	1948-50	75054J
Suppressor	1951	78105A	Starting motor	1948	76428A	" " " " ..	1951	75054K
SWITCHES			" " " " ..	1949-56	76423A	" " " " .. Later	1951-56	75145A
Choke warning light ..	1949-50	31201B	Coupling		764428	Wheelbox	1948-54	*72548A/K
Knob		*315989	Stop lamp	1948-51	31281B	" " " " ..	1955-56	72662A
Dipper	1948-56	*31372A	Spring	1948	*315723	Crosshead and rack assy.		
Heater (optional)	1952-54	*78239A	" " " " ..	1949-51	315726	Cut to 19 1/8" ..	1948	738987
Knob		768473	Windshield wiper	1949-51	*31199A	ditto (Export) ..	1948	738764
Heater (optional)	1955	31201D	Knob		315061	Cut to 31 1/8" ..	1949-56	738764
Knob		*316224	Windshield wiper	1952	*31322A	Outer casing		
Heater (optional)	1956	78260A	" " " " ..	1953-56	*31345A	Motor to wheelbox	1948	*739907
Knob		768473	Trafficators	1948	*54013B	(Export)	1948-56	*739855
Ignition	1948-51	*31163A	" " " " ..	1949	*54009B	Motor to wheelbox ..	1949-56	*739953
Ignition and lighting ..	1952-56	31270A	" " " " ..	1950-51	*54036A	Wheelbox to wheelbox	1948-56	740031
Knob		316285	" " " " ..	1952	*54040A	3", offside wheelbox ..	1948-54	737444
			" " " " ..	1953-56	54045A/D	Arm, R.H.D.	1948-54	737445
			" " " " ..			" L.H.D.	1948-54	727802
			" " " " ..			Blade	1948-54	727802

AUSTIN A40 Sports 1951-53

Unit	Year	Part No.	Unit	Year	Part No.	Unit	Year	Part No.
Ammeter	1951-53	36140A	LAMPS, Head, Export—			SWITCHES—continued		
Battery	1951-53	GT7A	continued			Ignition and lighting ..	1951-53	31194A
Coil, ignition	1951	*45020A/B	L.H.D., dip right ..	1951	*A50445K	Knob		316286
" " " " ..	1952-53	*45012A/D	ditto (alternative) ..	1951	*50804D	Panel	1951-53	31113A
Control box	1951	37065E	ditto	1952	*50528M	Knob		316478
" " " " .. Later	1951-53	*37138B	ditto	1953	*51345A	Starting motor	1951-53	76423A
Distributor	1951	*40262A/D	Head, Export Europe			Coupling		764428
" " " " ..	1952-53	*40319A	(not France)	1951	*B50445K	Windshield wiper	1951-53	31113A
Fuse box	1951-53	033240	ditto (alternative) ..	1951	*50963A	Knob		316478
Generator	1951	*22250E/F	ditto	1952	*50961A	Knob, starter and choke		
" " " " .. Later	1951-53	22258D	ditto	1953	51346A	control	1951-53	325744
Horn			Head, Export France			Trafficators	1951	*54036A
Low note	1951-53	*69011F	ditto (alternative) ..	1951	*50962A	" " " " .. Later	1951-53	54044D
High note	1951-53	*69012F	ditto	1952	*50978A	Warning lights		
LAMPS			ditto	1953	51411A	Ignition	1951-53	38048A
Head, Home			Number plate illumination	1951-53	53093E	Holder		38041A
R.H.D., dip left (L.H.)	1951	*50445K	Side	1951-53	52139B	" " " " ..	1952-53	304994
" non-dip (R.H.)	1951	*50446K	(U.S.A.)	1953	*52182A/B	Main beam	1951-53	38048A
" dip left			Stop tail	1951-53	53178B/D	Windshield wipers		
(L.H. and R.H.,			Mirror	1951	*062537	Motor	1951	75064K
alternative)	1951	*50954A	" " " " ..	1952-53	*62043A	" " " " .. Later	1951-53	75145A
R.H.D., dip left			Panel light	1951-53	39020B	Wheelbox	1951-53	72548A/K
(L.H. and R.H.)			Starting motor	1951-53	25022A/L	Crosshead and rack assy.		
" " " " ..	1952	*50992A	Steering column control ..	1951	32787F/H	Cut to 44 1/8" ..	1951-53	736307
" " " " ..	1953	51344A	" " " " ..	1952-53	32860B	Outer casing		
Head, Export			SWITCHES			Motor to wheelbox ..	1951-53	*739832
R.H.D., dip left ..	1951	*50445K	Dipper	1951-53	*31372A	Wheelbox to wheelbox	1951-53	*739958
ditto (alternative) ..	1951	*50954A	Heater	1951	31201B	3", offside wheelbox ..	1951-53	740031
ditto	1952	*50992A	Knob		*316224	Arm, left hand drive ..	1951	*737431
ditto	1953	*51344A	Heater	1952-53	*78274A	ditto Later	1951-53	*737629
			Knob		*768689	Arm, right hand drive ..	1951	*737430
			" " " " ..			ditto Later	1951-53	*737628
			" " " " ..			Blade	1951-53	727802

AUSTIN A40 Saloon (A2S6) 1959-60: 'Countryman' 1960

Unit	Year	Part No.	Unit	Year	Part No.	Unit	Year	Part No.
Battery	1959-60	BT7A	LAMPS—continued			SWITCHES—continued		
Bulb holder, courtesy light	1959-60	863511	Head, Export France ..	1959-60	58279A	Solenoid, starting motor	1959-60	*76465A
Bulb		987	Head, Export Sweden ..	1959	58220A/B	ditto Later	1960	76464A
Bulb holder, panel light ..	1959-60	554734	ditto Later	1959-60	58455A	Stop lamp	1959-60	31802D
Bulb		987	Head, Export U.S.A. ..	1960	58619A	Windshield wiper	1959-60	31780B/D
Coil, ignition	1959-60	*45053L/M	Number plate illumination	1959-60	53705A	Warning lights		
Control box	1959	37182H	ditto Later	1960	53518A	Bulb holder, ignition and		
" " " " .. Later	1959	37182J	Side and flasher	1959-60	52407A	oil pressure	1959-60	863511
" " " " ..	1960	37183L	ditto (N. America			Bulb		987
Distributor			and Switzerland) ..	1959-60	52408A/B	Bulb holder, flasher and		
High compression	1959	*40561F/H	Stop tail, flasher and reflex	1959-60	53703D	main beam	1959-60	554734
Low compression	1960	40675B	ditto (N. America)	1959-60	53704D	Bulb		987
" " " " ..	1959	40569D/F	Sleeve, Lucas connector			Windshield wipers		
" " " " ..	1960	40674A/B	14 amp.	1959-60	54190042	Motor	1959	75315D
Flasher unit	1959-60	35020A	35	1959-60	54190043	" " " " .. Later	1959-60	75380A
Generator	1959	22258F	Starting motor	1959	25022M	Wheelbox	1959-60	72713A
" " " " ..	1960	22700A	" " " " ..	1960	25022N/Q	Crosshead and rack assy.	1959-60	*743225
" (temporary			Steering column control ..	1959	33516A	Outer casing		
alternative)	1960	*22704A	" " " " ..	1960	33516B	Motor to wheelbox ..	1959-60	748867
Horn	1959-60	69046F	SWITCHES			Wheelbox to wheelbox	1959-60	748868
LAMPS			Flasher	1959	31743B	End tube	1959-60	740746
Head, Home			" " " " .. Later	1959-60	31904A	Grommet	1959-60	740811
R.H.D., dip left ..	1959-60	58218B/D	Knob		54331875	Arm, left hand drive ..	1959	741848
Head, Export			Ignition and starter ..	1959	31781D	" " " " ..	1960	54711450
R.H.D., dip left ..	1959-60	58218B/D	" " " " ..	1960	31973B	Arm, right hand drive ..	1959	*741849
L.H.D., dip right ..	1959-60	58219A/B	Lighting and dipper ..	1959-60	34103D	" " " " ..	1960	54711451
Head, Export Europe			Panel	1959-60	31780B/D	Blade	1959-60	737897
(except France & Sweden)	1959-60	58278A						

* See Supersession Chart L.H. .. Left hand R.H. .. Right hand L.H.D. .. Left hand drive R.H.D. .. Right hand drive



AUSTIN A55 'Cambridge' 1958-59

Unit	Year	Part No.	Unit	Year	Part No.	Unit	Year	Part No.
Battery	1958	GT7A	LAMPS— <i>continued</i>			SWITCHES— <i>continued</i>		
" (special orders) ..	1959	BT7A	Head, Export Europe			Windshield wiper ..	1958-59	*31498A
Coil, ignition	1958-59	BT9A	(not France)	1958-59	58050A/D	Knob	—	318369
Control box	1958-59	*45053A/M	(except France & Sweden)			Knob, choke	1958-59	326728
" Later	1959	37182H	Later	1959	58280A	" starter control ..	1958-59	326729
Distributor		37182J	Head, Export France ..	1958-59	58051A/B	Windshield wipers		
Low compression ..	1958	40499A	" Later	1959	58281A	Motor	1958	75251E
" Later	1959	40499B/D & F	Head, Export Sweden ..	1959	58457A	"	1959	75251H
High compression ..	1958	40570A	Number plate illumination	1958-59	53630A	Wheelbox	1958-59	*72668A/B
" Later	1958	40600A	Side	1958-59	*52214E	Crosshead and rack assy.	1958-59	743235
"	1959	40600B/D & F	Stop tail, flasher and reflex	1958-59	53565E	Outer casing		
Flasher unit	1958-59	35010A	ditto (N. America)	1958-59	53579D	Motor to wheelbox ..	1958-59	745118
Fuse box	1958-59	033240	Starting motor	1958-59	25022M	Wheelbox to wheelbox	1958-59	745119
Generator	1958-59	22258F	Steering column control ..	1958-59	32993B/D	End tube	1958-59	740746
Horn			Suppressor	1958-59	78106A	Ferrule, casing retaining	1958	738410
Low note	1958-59	69046F	SWITCHES			"	1959	740715
High note (optional) ..	1958-59	69047F	Dipper	1958-59	31284A/D	Arm, left hand drive ..	1958-59	745081
LAMPS			Flasher	1958	31630D	" right hand drive ..	1958-59	745080
Flasher, front	1958-59	*52296B	Heater (optional)	1959	31885A	Blade	1958-59	738734
ditto (N. America)	1958-59	*52213B	Ignition and lighting ..	1958-59	*31498A	Borg Warner overdrive		
Head, Home			Knob	1958-59	318370	equipment (optional)		
R.H.D., dip left	1958-59	58048A/E	Panel	1958-59	*316449	Relay	1958	33177A
Head, Export			Knob	1958-59	*31498A	"	1959	33204A
R.H.D., dip left	1958-59	58048A/E	Starting motor	1958-59	318368	Switches		
L.H.D., dip right	1958-59	58049A/D	Coupling	—	76423A	Centrifugal	1958-59	76113D
					764428	Kick-down	1958-59	*31597B

AUSTIN A55 'Cambridge' Mk. II 1959-60

Battery	1959-60	BT7A	LAMPS— <i>continued</i>			Warning Lights— <i>cont'd</i>		
" (special orders) ..	1959-60	BT9A	Number plate illumination	1959-60	53763A	Bulb holder, main beam	1959-60	554734
Bulb holder, panel light ..	1959-60	554734	ditto Later	1960	53814A	Bulb	—	987
Bulb		987	Reverse (optional)	1960	*53209D	Windshield wipers		
Coil, ignition	1959	*45103B/D	Side and flasher			Motor, left hand drive	1959-60	75358A
Control box	1960	*45113D	L.H.	1959-60	52422B/E	" right hand drive	1959-60	75357A
"	1959	37283A/B	R.H.	1959-60	52427B/F	Wheelbox		
"	1960	37290D/E	N. America, Italy, Mexico			Driver's side	1959-60	72713A/B
Distributor			and Manila (L.H.)	1959-60	52423B/F	Passenger's side ..	1959-60	72707A/B
High compression ..	1959-60	40643D & F	ditto (R.H.)	1959-60	52428B/F	Crosshead and rack assy.	1959-60	744254
" Later			Stop tail, flasher and reflex	1959-60	53712B/D	Outer casing		
Low compression ..	1959-60	40624D & F	ditto (N. America)	1959-60	53713B/D	Motor to wheelbox ..	1959-60	54710207
"			Starting motor	1959	25022M	Wheelbox to wheelbox	1959-60	54710208
Flasher unit	1959-60	35020A	"	1960	25022Q	End tube	1959-60	740746
Fuse box	1959-60	033285	Steering column control ..	1959-60	32993D	Ferrule, casing retaining	1959-60	740715
Generator	1959-60	22700D	Suppressor	1959-60	78106A	Grommet	1959-60	740811
" (temporary alternative)	1959-60	*22704A	SWITCHES			Arm, left hand drive ..	1959-60	54711539
Horn			Dipper	1959-60	31800A	" right hand drive ..	1959-60	54711538
Low note	1959-60	69046F	Flasher	1959-60	31885A	Blade	1959-60	54711283
High note (De Luxe and optional extra)	1959-60	69047F	Heater	1959-60	*31851A	Windshield wipers (later, from Body No. 61724)		
LAMPS			Ignition and starting ..	1959	31781D	Motor, left hand drive	1960	75357A
Head, Home			"	1960	31973B	" right hand drive	1960	75358A
R.H.D., dip left	1959-60	58251A/F	Lighting	1959-60	31850A/B	Wheelbox		
Head, Export			Panel	1959-60	*31851A	Driver's side	1960	72707B
R.H.D., dip left	1959-60	58251A/F	Solenoid, starting motor	1959-60	*76465A	Passenger's side ..	1960	72713B
L.H.D., dip right	1959-60	58252A/F	ditto (automatic transmission) ..	1959	*76466A	Crosshead and rack assy.	1960	744254
Head, Export Europe (except France & Sweden)	1959-60	58253A/E	Stop lamp	1959-60	31882A	Outer casing		
Head, Export France ..	1959-60	58254A/E	Windshield wiper	1959-60	31780B/D	Motor to wheelbox ..	1960	54710207
Head, Export Sweden ..	1959	58315A/E	Warning lights			Wheelbox to wheelbox	1960	54710208
ditto Later	1959	58446A	Bulb holder, ignition ..	1959-60	863511	End tube	1960	740746
ditto	1960	58545A/B	Bulb	—	987	Ferrule, casing retaining	1960	740715
Head, Export U.S.A. ..	1959-60	58488A/D				Grommet	1960	740811
ditto Later	1960	58620A				Arm, left hand drive ..	1960	54711538
						" right hand drive ..	1960	54711539
						Blade	1960	54711283

AUSTIN A55 Pick-up Truck and Chassis and Van 1957-60

Battery	1957-58	GT7A	Horn			LAMPS— <i>continued</i>		
" (special orders) ..	1959-60	BT7A	Low note	1957-60	69046F	Head, Export France ..	1957-59	58059A
Coil, ignition	1957-60	BT9A	High note (optional) ..	1957-60	69047F	" Later	1959-60	58283A
Control box	1958-59	*45053J/M	LAMPS			Head, Export Sweden ..	1959-60	58457A
"	1960	37182H/J	Flasher, front	1957-60	*52296B	Number plate illumination	1957-60	53101H
" Later	1960	37183K	ditto (N. America)	1958-60	*52213B	Side	1958-60	*52214E/F
Distributor		37183L	Flasher, rear	1958-60	52337A	Stop tail	1957-60	53564A/B
Low compression ..	1957-58	*40499A	ditto (N. America)	1958-60	53600A/E	Reflex reflector	1957-58	57104A
" Later	1960	*40499B/D & F	Head, Home			"	1959-60	57121A
High compression ..	1960	*40499E & H	R.H.D., dip left	1957-60	58056A/B	Starting motor	1957-59	25022M
"	1960	*40600D & F	Head, Export	1957-60	58057A/B	"	1960	25022N/Q
Flasher unit	1957-60	*40600E & H	R.H.D., dip left	1957-60	58056A/B	Steering column control ..	1957-60	32993B/D
Fuse box	1957-60	35010A	L.H.D., dip right	1957-60	58057A/B	Suppressor	1958-60	78106A
Generator	1957-59	033240	Head, Export Europe (not France)	1958-59	58058A/B			
"	1960	22258F	(except France & Sweden)					
" (temporary alternative)	1960	22700D	Later	1959-60	58282A			

* See Supersession Chart

L.H. .. Left hand

R.H. .. Right hand

L.H.D. .. Left hand drive

R.H.D. .. Right hand drive

continued

Note. Before ordering Steering Column Controls refer to the detailed parts section (P)



AUSTIN A55 Pick-up Truck and Chassis and Van 1957-60—continued

Unit	Year	Part No.	Unit	Year	Part No.	Unit	Year	Part No.
SWITCHES			SWITCHES—continued			Windshield wipers—cont'd		
Dipper	1957-60	31284A/D	Starting motor	1957-60	76423A	Crosshead and rack assy.		
Flasher	1957	31630D	Coupling	—	764428	Cut to 41 ³ / ₁₆ "	1957-60	743235
"	1958-60	31885A	Stop lamp	1957-60	31082E/H	Outer casing		
Heater (optional)	1957-60	*31498A	Windshield wiper ..	1957-60	*31498A	Motor to wheelbox ..	1957-60	745118
Knob	—	318370	Knob	—	318369	Wheelbox to wheelbox	1957-60	745119
Ignition and lighting	1957-60	31516A/D	Windshield wipers			End tube	1957-60	740746
Knob	—	316449	Motor	1957-58	75251E	Ferrule, casing retaining	1957-60	740715
Panel	1957-60	*31498A	"	1959-60	75251H	Arm, left hand drive ..	1957-60	745081
Knob	—	318368	Wheelbox	1957-60	*72665A/B	" right hand drive ..	1957-60	745080
						Blade	1957-60	738734

AUSTIN A70 'Hampshire' 1948-51: 'Hereford' 1952-55

Unit	Year	Part No.	Unit	Year	Part No.	Unit	Year	Part No.
AMMETER			LAMPS—continued			SWITCHES—continued		
Ammeter	1948-50	36076J	Head, Export Europe	1948-50	*B50799D	Solenoid operating ..	1948-55	31115A
"	1951-55	36140A	(not France)	1951-52	*50963A	Knob	1948-50	*317320
Battery	1948-55	GT11A	ditto	1953-55	51339A	"	1951-55	*317332
Coil, ignition ..	1948-50	*45020A/B	ditto	1951-52	*50808D	Windshield wiper ..	1948-55	31113A
Control box	1951-55	*45012A/D	Head, Export France	1948-50	*50962A	Knob	1948-50	*315133
"	1948-49	37065E	"	1951-52	*50962A	"	1951-55	316478
"	1950	*37076E	"	1953-55	*51341A	Knob, choke control ..	1951-55	325744
"	1951	*37118A	Number plate illumination	1948-55	53101F	Terminal block	1948-54	37101A
"	Later	*37139D/E	Side	1948-49	*52133A	Trafficators	1948-51	*54035A
Distributor	1948-50	*40117F/H	" (U.S.A.)	1950	52139B	"	1951-55	54044D
"	1951	*40257A/D	"	1951	*52040A	Warning lights		
"	1952	40270A/D	"	Later	52182D	Ignition	1948-50	38048A
"	Later	*40295A/E	Stop tail	1948-50	*53102D	"	1951-55	39020B
(Police Car) ..	1951-52	40258A/B	"	1951-55	53178B/E	Holder	—	304994
Fuse box	1951-55	033240	Mirror	1948-52	*062537	Main beam	1951-55	39020B
Generator	1948-49	*22446A	"	1953-55	*62043A	Holder	—	318874
"	1950-51	*22435A/B	Starting motor	1948-49	*255378	Windshield wipers		
"	Later	*22456A/B	"	1949	*25522A/B	Motor	1948-50	*75064J
"	1955	*22483A	"	1950-55	25521B/D	"	1951-52	*75053K
Horn			Steering column control	1948-50	32787F/H	"	1953-55	75150A
Low note	1948-55	*69011F/J	"	1951-55	32854D/J	Wheelbox	1948-50	*72548A/K
High note	1948-55	*69012F/J	Suppressor	1951	78114A	"	1951-55	72592A/K
Horn relay	1948-55	*33135B				Crosshead and rack assy.		
LAMPS			SWITCHES			SWITCHES—continued		
Fog	1951	*55029B/E	Dipper	1948-55	*31372A	Cut to 31 ³ / ₁₆ "	1948-50	738764
Head, Home			Foglamp	1948-51	31113A	"	1951-55	736177
R.H.D., dip left (L.H.)	1948-50	*50799D	Knob	—	*315131	Outer casing		
" non-dip (R.H.)	1948-50	*50579K	Heater	1948-50	*78238A	Motor to wheelbox ..	1948-50	*739855
" dip left			Knob	—	*315131	"	1951-55	739879
(L.H. and R.H.)	1951-52	*50954A	Heater	1948-50	*78238A	Wheelbox to wheelbox	1948-50	*739953
ditto (alternative)	1952	50941A	Knob	—	*768543	"	1951-55	*739969
ditto	1953-55	51336A	Heater	1951-55	31201B/D	3", offside wheelbox ..	1948-55	740031
Head, Export			Knob	—	*316224	Arm, left hand drive ..	1948-50	*737431
R.H.D., dip left	1948-50	*50799D	Ignition and lighting	1948-55	31194A/D	"	1951-55	*737581
ditto	1951-52	*50954A	Knob	—	316286	" right hand drive ..	1948-50	*737430
ditto (alternative)	1952	50941A	Panel	1948-55	31113A	"	1951-55	*737529
ditto	1953-55	51336A	Knob	1948-50	*315132	Blade	1948-50	727802
L.H.D., dip right	1948-50	*A50799D	"	1951-55	316478	"	1951-52	*737433
"	1951-52	*50804D	Solenoid, starting motor	1948-55	*76411E	"	1953-55	738724
"	1953-55	*51337A				"		

AUSTIN A70 'Countryman' and Pick-up Truck 1952-55

Unit	Year	Part No.	Unit	Year	Part No.	Unit	Year	Part No.
AMMETER			LAMPS—continued			SWITCHES—continued		
Ammeter	1952-55	36140A	Head, Export Europe	1952	*50963A	Windshield wiper ..	1952-55	31113A
Battery	1952-55	GT11A	(not France)	1953-55	51339A	Knob	—	316478
Coil, ignition ..	1952-55	*45012A/D	ditto	1952	*50962A	Knob, choke control ..	1952-55	325744
Control box	1952-55	*37139D/E	Head, Export France	1952	*50962A	Terminal block	1952-54	37101A
Distributor	1952	40270A/D	"	1953-55	*51341A	Trafficators	1952	*54040A
"	Later	*40295A/E	Number plate illumination	1955	53101E	"	1952-54	54045A/D
Fuse box	1952-55	033240	Side	1952-55	*52182D	Warning lights		
Generator	1952	*22435A/B	Stop tail and number plate	1952-54	*53060A	Ignition	1952-54	39020B
"	Later	*22456A/B	Stop tail	1955	53178E	Holder	—	304994
Horn			Mirror	1952-55	*62043A	Main beam	1952-54	39020B
Low note	1952-55	*69011F	Starting motor	1952-55	25521B/D	Holder	—	318874
High note	1952-55	*69012F	Steering column control	1952-55	32854D/J	Windshield wipers		
Horn relay	1952-55	33135B				Motor	1952	*75053K
LAMPS			SWITCHES			SWITCHES—continued		
Head, Home			Dipper	1952-55	*31372A	Wheelbox	1953-55	75150A
R.H.D., dip left	1952	*50954A	Heater	1952-55	31201D	Crosshead and rack assy.	1952-55	72592A/K
"	Later	50941A	Knob	—	*316224	Cut to 37 ³ / ₁₆ "	1952-55	736177
"	1953-55	51336A	Ignition and lighting	1952-55	31194A/D	Outer casing		
Head, Export			Knob	—	316286	Motor to wheelbox ..	1952-55	739879
R.H.D., dip left	1952	*50954A	Panel	1952-55	31113A	Wheelbox to wheelbox	1952-55	*739969
"	Later	50941A	Knob	—	316478	3", offside wheelbox ..	1952-55	740031
"	1953-55	51336A	Solenoid, starting motor	1952-55	*76411D/E	Arm, left hand drive ..	1952-55	*737581
ditto (alternative)	1952	*50804D	Solenoid operating	1952-55	31115A	" right hand drive ..	1952-55	*737529
ditto	1953-55	*51337A	Knob	—	*317332	Blade	1952	*737433
L.H.D., dip right	1952	*51337A				"	1952-55	738724
"	1953-54	*51337B				"		
"	1955					"		

* See Supersession Chart L.H. .. Left hand R.H. .. Right hand L.H.D. .. Left hand drive R.H.D. .. Right hand drive



AUSTIN A90 'Atlantic' 1949-52

Unit	Year	Part No.	Unit	Year	Part No.	Unit	Year	Part No.
Ammeter	1949-52	36078F	LAMPS— <i>continued</i>			SWITCHES— <i>continued</i>		
Battery	1949-52	GT11A	Head, Export Europe			Solenoid operating ..	1949-52	31115A
Coil, ignition ..	1949-52	*45012A/D	(not France)	1949-51	*B50445K	Knob	1949-50	*317320
Control box	1949	37065E	ditto	1951-52	*50963A	"	1951-52	*317332
"	1949	*37076E	Head, Export France ..	1951	*50790E	Stop lamp	1949-52	31281B
Distributor	1950-52	40172A/F	"	1951-52	*50962A	Spring	1949-50	315726
"	Later	*40320A/B	"	1949	53101E	"	1951-52	*315723
Fuse box	1952	033240	Number plate illumination			Windshield wiper ..	1949-52	31113A
Generator	1949	*22446A	Number plate illumination			Knob	—	*315133
"	1950-51	*22435A/B	and reverse	1950-52	53152E	Terminal block	1949-52	37101A
"	1951-52	*22456A/B	Side	1949	*52130A	Trafficators	1950-52	*54041A
Horn			"	1950-52	52149A	Warning lights		
Low note	1949-52	*69011F	" (U.S.A.)	1950-52	52165A	Ignition	1949-52	38048A
High note	1949-52	*69012F	Stop tail	1949	*53082B	Holder	—	304994
Horn relay	1949-52	33095A	"	1950-52	53194B	Main beam	1949-52	38048A
LAMPS			Mirror	1949-52	*62043A	Holder	—	304994
Fog	1949-50	*55052F	Starting motor	1949	*25522A/B	Windshield wipers ..		
"	1951-52	55090A	Steering column control ..	1950-52	25521B/D	Motor	1949-50	*75063K
Head, Home	1949-51	*50445K	Suppressor	1949-52	32792A/N	"	1951	*75063L
R.H.D., dip left (L.H.)	1949-51	*50446K	"	1951	78114A	"	1952	75154A
" non-dip (R.H.) ..	1949-51		SWITCHES			"	1949-52	*72548A/K
" dip left			Dipper	1949-52	*31372A	Crosshead and rack assy.		
(L.H. and R.H.) ..	1951-52	*50954A	Foglamp	1949-50	31154A	Cut to 41 1/2"	1949-52	736307
"	1952	50941A	Knob	—	*315131	Outer casing		
Head, Export			Heater	1949-52	*78238A	Motor to wheelbox ..	1949-52	*739832
R.H.D., dip left ..	1949-51	*50445K	Knob	—	*768543	Wheelbox to wheelbox ..	1949-51	739932
"	1951-52	*50954A	Lighting	1949-52	31194A	"	1952	*739959
"	1952	50941A	Knob	—	316276	3", offside wheelbox ..	1949-52	740031
L.H.D., dip right ..	1949	*50528M	Panel	1949-52	31113A	Arm, left hand drive ..	1949-52	*737557
"	1949-51	*A50445K	Knob	—	*315132	" right hand drive ..	1949-52	*737453
"	1951-52	*50804D	Solenoid, starting motor	1949-52	*76411D	Blade	1949-52	*737433

AUSTIN A90 and A95 'Westminster' and 'Countryman' 1955-59

Unit	Year	Part No.	Unit	Year	Part No.	Unit	Year	Part No.
Battery	1955-58	GT9A	LAMPS— <i>continued</i>			SWITCHES— <i>continued</i>		
"	1959	BT9A	Head, Export Europe			Ignition and lighting ..	1955-59	31516A/D
Coil, ignition	1955	*45012B	(not France)	1955-56	51517F/J	Knob	—	316449
"	1955-59	*45054A/M	ditto	1955-57	51969A/E	Panel	1955-59	*31498A
Control box	1955	*37139E	ditto	1958-59	58050B/D	Knob	—	318368
"	1955-58	37183A/H	(except France & Sweden)			Solenoid, starting motor	1955-59	*76411E
"	1959	37183K	Later	1959	58280A	ditto (automatic ..	1958-59	*76443A
Distributor	1955-59	40442A/D	Head, Export France ..	1955-56	51518F/H	transmission)	1955-59	*31510A
"	1955	40470A	"	1957	51970A/D	Solenoid operating ..	1955-59	—
(special orders) ..	1955		"	1958-59	58051A/B	Knob	—	317375
Flasher unit	1955-56	*35003A	"	1959	58281A	Stop lamp	1956-59	31082E/H
"	1957-59	35010A	Head, Export Sweden ..	1959	58050B/D	Trafficator	1955-56	*31464D
Fuse box	1955-59	033240	Lens, decorative			Windshield wiper ..	1955-59	*31498A
Generator	1955	*22483A	(when trafficators fitted)			Knob	—	318369
"	1956-59	*22483B/D	Front	1955-56	574245	Knob, choke control ..	1955-59	326728
Horn			Rear	1955-56	574260	Trafficators	1955-56	54044D
Low note	1955-59	69046A/F	Number plate illumination	1955-56	*53348B	Windshield wipers ..		
High note	1955-59	69047A/F	ditto ('Westminster')	1957	53278B	Motor	1955-58	75251A/E
Horn relay	1957-59	*33116B	ditto ditto	1958-59	53630A	"	1959	75251H
LAMPS			ditto ('Countryman')	1957	53518A	Wheelbox	1955-59	*72665A
Flasher, front	1955	*52213A	ditto ditto	1958-59	*53633A	Crosshead and rack assy.	1955-56	*743234
ditto	1956	*52296A	Side	1955-56	*52214E	Cut to 45 1/2"	1957-59	743235
ditto	1957-59	52337A	"	1957	52348A	Outer casing		
ditto (N. America) ..	1957	*52213B	"	1958-59	*52214E	Motor to wheelbox ..	1955-59	743316
ditto ditto	1958-59	52345A	Stop tail and reflex ..	1955	53332B	Wheelbox to wheelbox ..	1955-59	743317
Flasher, rear	1955	*53333A	Stop tail, flasher and reflex	1956	058619	End tube	1955-59	740746
Head, Home			ditto	1957-59	53565D/E	Ferrule, casing retaining	1957-59	740715
R.H.D., dip left ..	1955-56	51515F/J	ditto	1959	53565F	Arm, left hand drive ..	1955-59	75081
"	1957	51967A/E	Starting motor	1955-59	25521D	" right hand drive ..	1955-59	745080
"	1958-59	58048B/E	Steering column control ..	1955-56	32946D	Blade	1955-59	738734
Head, Export			ditto	1957-58	*32994B	Borg Warner		
R.H.D., dip left ..	1955-56	51515F/J	ditto	1958-59	33524A	overdrive equipment		
"	1957	51967A/E	SWITCHES			Relay	1957-59	33177A
"	1958-59	58048B/E	Dipper	1955-59	31284A/D	"	1959	33204A
L.H.D., dip right ..	1955-56	51516H/K	Flasher	1955-56	*31530A	Switches	1957-59	31885A
"	1957	51958D	"	1957-59	31630A/D	Centrif ugal	1958-59	76112D
"	1958-59	58049B/D	Heater/Fan	1959	31885A	Kick-down	1957-59	31597A/B
"			Knob	1955-59	*31498A			
"			"	—	318370			

AUSTIN A99 1959-60

Unit	Year	Part No.	Unit	Year	Part No.	Unit	Year	Part No.
Battery	1959-60	BT9A	LAMPS— <i>continued</i>			LAMPS— <i>continued</i>		
"	1959-60	BT11A	Gear indicator			Number plate illumination	1959-60	53822A
Bulb holder, panel light ..	1959-60	554734	(automatic transmission)			ditto	1960	53814A
Bulb	—	987	L.H.D.	1959-60	38205B	Side and flasher	1959-60	52416A/B
Coil, ignition	1959-60	45102A/D	R.H.D.	1959-60	38202B/D	ditto (N. America)	1959-60	52429A/B
Control box	1959	37290A/B	Head, Home			Stop tail and flasher ..	1959-60	53774A/B
"	1959-60	37290D/E	R.H.D., dip left	1959-60	58465A/D	ditto (N. America)	1959-60	53775A/B
Distributor	1959-60	40661A/D	Head, Export			Reflex reflector	1959-60	57115A
Flasher unit	1959-60	35020A	R.H.D., dip left	1959-60	58465A/B	"	1960	57136A
Fuse box	1959-60	033285	L.H.D., dip right	1959-60	58466A/D	Sleeve, Lucar connector		
Generator	1959-60	22530A	Head, Export Europe ..	1959-60	58467A/D	14 amp.	1959-60	54190042
Horn			(except France & Sweden)	1959-60	58468A/D	35 amp.	1959-60	54190043
Low note	1959-60	69046F	Head, Export France ..	1959-60	58460A/D	Starting motor	1959-60	25521D
High note	1959-60	69047F	Head, Export Sweden ..	1959-60	*58494A/B	Steering column control ..	1959-60	33532A/B
Horn relay	1959-60	33214A	Head, Export U.S.A. ..	1959-60	*58623A			
"			"	1960				

* See Supersession Chart

L.H. .. Left hand

R.H. .. Right hand

L.H.D. .. Left hand drive

R.H.D. .. Right hand drive

continued

Note. Before ordering Steering Column Controls refer to the detailed parts section (P)



AUSTIN AI25 'Sheerline' 1948-54—continued

Unit	Year	Part No.	Unit	Year	Part No.	Unit	Year	Part No.
Terminal block	1948-54	37083E	Windshield wipers— <i>cont'd</i>			Windshield wipers— <i>cont'd</i>		
Trafficators	1948-50	*54010A	Motor	1951	*75088M	Outer casing		
"	1948-50	*54010A	"	1952-54	75151A	3", offside wheelbox ..	1948-54	740031
"	1951-54	*54041A	Control box	1948-54	72606A	Wheelbox to control box		
Warning lights			Wheelbox	1948-54	*72548A/K	Offside	1948-50	739937
Ignition	1948-54	*318534	Crosshead and rack assy.			"	1951-54	*739933
Main beam	1948-54	*318534	Cut to 18 #	1948-54	738987	Nearside	1948-51	739937
Thermo starter (three-carburettor models only)	1948-51	*38019B	Inner rack	1948-54	736024	"	1952-54	*739933
Windshield wipers			Outer casing			Guide tube	1948-54	735895
Motor	1948-49	*75055K	Motor to wheelbox ..	1948-50	739870	Arm	1948-54	*737481
"	1950	*75088L	"	1951-54	*739855	Blade	1948-53	*737482
			4", nearside wheelbox	1948-54	740032	"	1954	*737682

AUSTIN AI25 Limousine 1951-54

Ammeter	1951-54	36053B	Mirror	1951-52	62044A	Terminal block	1951-52	37083E	
Battery	1951-54	SLT15E	"	1953-54	*62015E	Trafficators	1953-54	37101A	
Coil, ignition	1951-54	*45012A/D	Panel light bulb holder	1951-54	39010A	"	1951-52	*54036A	
Control box	1951	*37118A	Starting motor	1951-54	26043A	"	Later	1952-54	*54041A
"	1952-54	*37076E	Steering column control			Warning lights			
Distributor	1951-54	*40147D/H	R.H.D.	1951-54	32837B/F	Heater	1951-54	39020B	
Generator	1951-52	*22435A/B	L.H.D.	1951-54	32838B/F	Holder	—	304994	
Horn	Later	*22456A/B	Suppressor	1951	78114A	Ignition	1951-54	*318534	
Low note	1951-54	*69021A	SWITCHES			Main beam	1951-54	*318534	
High note	1951-54	*69022A	Dipper	1951-54	*31372A	Radio	1951-53	*318534	
Junction box	1951-52	78266A	Door light	1951-54	*359216	Windshield wipers			
LAMPS			Foglamp	1951-54	31114A	Motor	1951-52	*75088M	
Fog	1951-54	55044A	Knob	1951-54	311206	"	Later	1952-54	75151A
Head, Home			Heater	1951-54	315206	Control box	1951-54	72606A	
R.H.D., dip left (L.H.)	1952-54	50532B	Knob	—	31113A	Wheelbox	1951-54	*72548A/K	
non-dip (R.H.)	1952-54	50533A	Ignition	—	315104	Crosshead and rack assy.			
Head, Export			Interior light	1951-54	31287A	Cut to 18 #	1951-54	738987	
Vertical dip	1951-54	50502A	Lighting	1951-54	*31275A	Inner rack	1951-54	736024	
Head, Export France	1951-54	50820A	Knob	—	315206	Outer casing			
Head, Export U.S.A.	1951-54	50773B	Map light	1951-54	31113A	Motor to wheelbox ..	1951-54	*739855	
Map reading light	1951-54	39006A	Knob	—	315104	4", nearside wheelbox	1951-54	740032	
Number plate illumination	1951	53109A	Panel	1951-54	31113A	3", offside wheelbox ..	1951-54	740031	
ditto	1952	53100A	Knob	—	315104	Wheelbox to control box			
ditto (L.H.)	1952-54	*53108A	Reverse lamp	1951-54	*31077D	Offside	1951-54	*739933	
ditto (R.H.)	1952-54	*53110A	Solenoid, starting motor	1951-54	*76411D	Nearside	1951-52	739937	
Pass	1952	55043E	Solenoid operating ..	1951-54	31115A	"	Later	*739933	
Reverse tail and number plate	1953-54	53116A	Knob	—	*317308	Guide tube	1951-54	735895	
Side	1951-54	*52112A	Stop lamp	1951-54	31281B	Arm	1951-54	*737481	
Stop tail and reverse	1951-54	53198B	Spring, R.H.D.	—	*315723	Blade	1951-54	*737482	
Stop tail and number plate	1953-54	53117A	" L.H.D.	—	315726				

AUSTIN AI35 'Princess' 4 litre Saloon and Limousine 1948-60

Ammeter	1948-54	36053B	Horn relay	1955	*33116B	LAMPS, Head, Export— <i>continued</i>			
Battery	1955-60	36185A	Cover	1956-60	33135B	L.H.D., dip right	1948	*A 50705D	
Bulb holder, panel light	1948-60	SLT15E	Junction box	1959-60	340931	"	1949	A 50825A	
Bulb	1956-60	39010A	"	1951-60	340786	"	1950	A 50900A	
"	1956-60	554734	LAMPS			"	1951-55	A 51054A	
Coil, ignition	1949-55	*45012A/D	Bonnet	1955-57	39006A	"	1956	51810B	
Control box	1948-49	*37066B	Boot and map reading	1955-60	39006A	"	Later	1956-57	51212B
"	1950-52	*37118A	Courtesy or step	1955-60	52139B/E	"	1958 60	58166A	
"	1952-56	*37139D/E	Flasher, front	1954-55	*52256A	Head, Export Europe			
"	1957-58	37183A/H	Flasher, rear	1954-55	*52282A	(not France)	1948	*B50705D	
"	1959-60	37183K	Flasher, front and rear	1956	*52282A	ditto	1949	B50825A	
Distributor	1948	*40107A/B	ditto	Later	*52282B	ditto	1950	B50900A	
"	1949-50	*40147D/H	Fog	1948-50	55043E	ditto	1951-55	B51054A	
"	1950	*40189A/B	"	1951	*55055B	ditto	1956	51811A	
"	1951-54	*40147D/H	"	1952-53	55043E	ditto	Later	1956-60	51922A/B
"	1954	40308A/B	"	1953	55084B	Head, Export France			
"	1954	40308D/J	"	1954-56	*55055B/D	"	1948-50	50848A	
"	1955	*40147H	"	1956-60	55165A	"	1951-55	*51056A	
"	1956-60	40371A/F	Head, Home			"	1956	51812A	
Flasher unit	1955-56	*35003A	R.H.D., dip left (L.H.)	1948	*50705D	"	Later	1956-60	51923A/B
"	1957-60	35010A	" non-dip (R.H.)	1948	50751D	Number plate illumination			
Flasher relay	1955	33117A	" dip left (L.H.)	1949	50825A	ditto	1948-56	53100A	
Fuse box	1955-60	033240	" non-dip (R.H.)	1949	*50826A	"	Later	1956-60	53093E/J
" (special orders)	1960	37075A	" dip left (L.H.)	1950	50900A	Pass	1951	55043E	
Generator	1948	*22417D	" non-dip (R.H.)	1950	*50901A	Reverse	Later	1955	53128E
"	1948	*22417E	" dip left (L.H.)	1951-55	51054A	"	1956-60	53412B	
"	1949	*22417J	" non-dip (R.H.)	1951-55	*51055A	Roof			
"	1950-52	*22435A/B	dip left			Front compartment ..	1956-60	56060A	
"	Later	*22456A/B	(L.H. and R.H.)	1956	51808A	Rear compartment ..	1956-60	56061A	
"	1955	*22483A	"	1957	51920A	Side	1948	*52118A	
"	1956-59	*22483B/D	"	1958-60	58165A	"	1949-53	*52148A	
"	1960	22489B/D	Head, Export			"	1954-57	*52182A/D	
" (power steering, optional)	1959	*22524A/F	R.H.D., dip left ..	1948	*50705D	"	1958-60	52254A	
ditto	Later	22528A/D	"	1949	50825A	Stop tail and reverse			
Horn	1948-55	*69021A	"	1950	50900A	"	1948	*53094E	
Low note	1956-60	69046A/F	"	1951-55	51054A	"	1949	*53142D	
High note	1948-55	*69022A	"	1956	51808A	"	1950-55	53202B	
"	1956-60	69047A/F	"	1956-57	51919A	Stop tail and reflex	Later	1955-60	53384B
"	1956-60	69047A/F	"	1958-60	58164A				

* See Supersession Chart

L.H. .. Left hand

R.H. .. Right hand

L.H.D. .. Left hand drive

R.H.D. .. Right hand drive

continued

Note. Before ordering Steering Column Controls refer to the detailed parts section (P)



AUSTIN A135 'Princess' 4 litre Saloon and Limousine 1948-60—continued

Unit	Year	Part No.	Unit	Year	Part No.	Unit	Year	Part No.
Mirror	1948-54	62044A	SWITCHES—continued			Warning lights—continued		
" (L.W.B.)	1955-60	*62047A	Map/Reading light	1948-60	31113A/D	Bezel		
" (S.W.B.)	1955-56	62060A	Knob	1948-53	315104	Main beam and ignition	1956-60	304084
" (optional, L.H.)	1959-60	062590	"	1954	316478	Rear door (green)	1958-60	304085
" (R.H.)	1959-60	062587	"	1955	316512	Bulb	1956-60	987
Reflex reflector	1954	57052B	"	1956-60	316520	Radio	1948-53	*318534
Screenjet	1956-60	077011	Panel	1948-53	31113A	Thermo starter (three-carburettor models)	1948-51	*38019B
Accessories	1956-60	*295230	Knob		315104	Windshield wipers		
Starting motor	1948	*26057A	Panel rheostat	1954	*78238A	Motor	1948-50	*75055K
"	1949-60	26043A	Knob		*316509	"	1951-52	*75067L
Steering column control			Panel rheostat	1955	78232B	"	1952-53	75158A
R.H.D.	1948-55	32747A/N	Knob		*316509	"	1954-55	*75188F
L.H.D.	1948-55	32776A/K	Panel rheostat	1956-59	78299A/B	"	1956	*75291A
Steering column control	1956-60	32951A/E	Knob		316518	"	1957-59	75296B/D
Suppressor	1951	78114A	Panel rheostat	1960	78369A	"	1959-60	75296E
" (when fitted)	1958-59	78106A	Knob		316518	Control box	1948-50	72606A
SWITCHES			Reverse lamp (synchro-mesh)	1948-60	*31077D/E	Wheelbox	1948-53	*72548A/K
Choke warning light	1948-50	31201B	Solenoid, starting motor	1948-50	76022B	"	1954-56	72647B
Knob		315989	ditto	1951-60	*76411D/E	"	1957-60	72694A
Dipper	1948-55	*31372A	ditto (automatic transmission)	1957-60	*76443A	Crosshead and rack assy.		
"	1956-60	31284A/D	Solenoid operating	1948-54	31115A	Cut to 20 1/8"	1948-50	738987
Door light	1948-54	*359216	Knob	1948-53	*317308	"	1951-53	738499
Flasher	1956	31523B	"	1954	316478	" 47 1/8"	1954-56	741264
"	1957-60	31609A	"	1955	316512	Crosshead and rack assy.	1957-60	743235
Foglamp	1948-60	31114A/E	Stop lamp	1956-60	316520	Inner rack	1948-50	736024
Knob	1948-53	315206	"	1948-57	31281B	Outer casing		
"	1954	316478	Spring, R.H.D.	1948-57	*315723	Motor to wheelbox	1948-53	739870
"	1955	316512	" L.H.D.	1948-57	31082E	"	1954-56	745038
Heater, dash	1948-60	31113A/D	Thermo starter (three carburettor models)	1948-51	31201B	"	1957	744892
Knob	1948-53	315104	Windshield wiper	1951-53	31201B	"	1958-60	744550
"	1954	316478	Knob		*316233	"	1951-53	*739968
"	1955	316512	Windshield wiper	1954-56	31302A/D	"	1954-56	745039
"	1956-60	316520	Knob		316510	"	1957	744891
Heater, dash	1948-60	31113A/D	Windshield wiper	1957-60	31113E	4", nearside wheelbox	1958-50	740032
Knob	1948-53	315104	Knob		316520	3", offside wheelbox	1948-53	740031
"	1954	316478	Knob, air strangler	1955	326724	End tube	1954-60	740746
"	1955	316512	"	1956-60	327617	Control box to wheel-boxes	1948-50	739937
"	1956-60	316520	" choke (automatic transmission)	1957-60	313610	Guide tube	1948-50	735895
Heater (alternative)	1950-52	*78269A	Terminal block	1948-53	37083E	Ferrule, casing retaining	1954-60	740715
Knob		*768491	"	1954-60	37101A/B	Grommet	1957-60	740811
Heater			Trafficators	1948-50	*54010A	Arm	1948-50	*737481
Under-seat (DM4)	1955-60	78203B	"	1951-54	54003E	" left hand	1951-53	*737557
ditto	1960	78370A	"	1955	*54041A	"	1954	*741294
Under-seat (DM5)	1956	*78212B	Warning lights			"	1955	*741295
Knob		*768491	Holder	1955-60	304994	"	1951-53	*737453
Ignition	1948-53	31287A	Ignition	1948-54	*318534	"	1954	*741295
Ignition and lighting	1954-60	31194A/D	"	1948-55	*318534	"	1955	*741294
Knob	1954-36	316511	Main beam	1948-55	*318534	" left hand drive	1956-60	745081
"	1957-60	316285	" bulb holder	1956-60	39020B	" right hand drive	1956-60	745080
Interior (auxiliary)	1958-60	31201D				Blade	1948-51	*737482
Knob		312856				"	1951-53	*737682
Lighting	1948-53	31114A				" Later	1954-60	741680
Knob		315206				"		

AUSTIN 'Princess' Mk. IV 4 litre Saloon and Limousine 1957-59

Ammeter	1957-59	36230A	LAMPS—continued			SWITCHES—continued		
Battery	1957-59	GT11A	Interior			Panel	1957-59	*78326H
Bulb holder panel light	1957-59	55473A	Front compartment, Limousine	1957-59	56016A	Knob		313628
"	1959	8663511	Map reading and boot	1957-59	39006A	Screenjet	1957-59	31115E
Bulb	1957-59	987	Number plate illumination	1957-59	53093H	Knob		313624
Coil, ignition	1957-59	*45054A/K	Reverse	1957-59	53412A/B	Solenoid, starting motor	1957-59	*76443A
Control box	1957	37225A	Roof and courtesy	1957	56061A	Solenoid operating	1957-59	31115E
"	1958-59	37259B	"	1957	56060A	Knob		313629
Distributor	1957-58	40371D/E	"	1958-59	56060A	Stop lamp	1957-59	31082E/H
"	1959	40635A/D	Side	1957-59	52325B	Windshield wiper	1957-58	*31302A/B
Flasher unit	1957-59	35010A	Stop tail and reflex	1957-59	53566A	"	1959	31430D/E
Fuse box (main)	1957-59	033240	Mirror	1957-59	62065A	Knob, air control	1957-59	327617
" (subsidiary)	1957-59	37075A	"	1958-59	*62047A	" choke	1957-59	313610
Generator	1957-59	*22483B/D	Relay, horn	1957-59	33135B	Terminal block	1957-59	37101B
Horn			Cover	1958	*340931	Warning lights		
Low note	1957-59	69046E/F	"	1959	340786	Bezel (red)	1957-59	319345
High note	1957-59	69047E/F	Relay, side lamp	1957-59	33052B	" (green)	1957-59	319346
Junction box (Limousine)	1957	78266A	Screenjet	1957-59	077011	Shade	1957-59	319222
LAMPS			Accessories		*295270	Bulb holder	1957-59	863511
Flasher	1957	*52339A	Starting motor	1957-59	26043A	Bulb		987
Flasher, front	1957-59	*52282B	Steering column control	1957-59	32951A/E	Windshield wipers		
Flasher, rear	1957-59	*52339A	SWITCHES			Motor	1957	75309A
Fog	1957	55043E	Demister, rear	1958-59	*78324A	"	1958-59	*75329A
"	1958	55150B	Knob		313625	Wheelbox	1957-59	72687A
"	1959	55043H	Dipper	1957-59	31284A/D	Crosshead and rack assy.		
Head, Home			Flasher	1957-59	31609A	Cut to 44 1/8"	1957-59	744256
R.H.D., dip left	1957	51920B	Foglamp	1957-59	31114E	Outer casing		
"	1958-59	58165A	Knob		313623	Motor to wheelbox	1957	744892
Head, Export			Heater/Fan	1957-59	31113D	"	1958-59	744283
R.H.D., dip left	1957	51919B	Knob		313622	Wheelbox to wheelbox	1957	744891
"	1958-59	58164A	Heater, under-seat, Limousine	1957	78203D	"	1958-59	744284
"	1957	51921B	Ignition and lighting	1957-59	31194D	End tube	1957-59	740746
"	1958-59	58166A	Knob		316285	Arm, left hand drive	1957	*741835
Head, Export Europe (not France)	1957-59	51922A/B	Interior light	1957-59	31113D	"	1958-59	745072
Head, Export France	1957-59	51923B	Knob		313627	" right hand drive	1957	*741834
Head, Export Sweden	1959	58462A	Map light	1957-59	31113D	"	1958-59	745071
			Knob		313626	Blade	1957	*738735
						"	1958-59	737897

* See Supersession Chart L.H. . . Left hand R.H. . . Right hand L.H.D. . . Left hand drive R.H.D. . . Right hand drive



AUSTIN B.M.C. 'Princess' 3 litre 1960

Unit	Year	Part No.	Unit	Year	Part No.	Unit	Year	Part No.
Ammeter	1960	36261A	LAMPS—continued			Warning light		
Battery	1960	BT11A	Side and flasher			Brake booster	1960	38204A
Coil ignition	1960	45102E	(L.H.)	1960	52506B			
Control Box	1960	37304B	(R.H.)	1960	52507B			
Distributor	1960	40661D	(U.S.A., L.H.) ..	1960	52508B	Windshield wipers		
Flasher unit	1960	35020A	(" R.H.)	1960	52509B	Motor, left hand drive..	1960	75366A
Fuse box	1960	033285	Stop tail, flasher and reflex	1960	53776A/B	" " right hand drive	1960	75365A
Generator	1960	22530A	ditto (U.S.A.) ..	1960	53777A/B	Wheelbox	1960	72724A
Horn			Relay, horn	1960	33214A	Crosshead and rack assy.		
Low note	1960	69087A	Starting motor ..	1960	25521D	L.H.D.	1960	744256
High note	1960	69090A	Steering column control ..	1960	33560A	R.H.D.	1960	744254
LAMPS			Stator tube	—	54300200	Outer casing		
Fog	1960	55165A	SWITCHES			Motor to wheelbox		
Gear indicator			Brake booster warning			L.H.D.	1960	54710838
L.H.D.	1960	38214A	light	1960	31921D	R.H.D.	1960	54710837
R.H.D.	1960	38213A	Dipper	1960	31800A	Wheelbox to wheelbox	1960	54710839
Head, Home			Foglamp	1960	31780D	End tube	1960	740746
R.H.D., dip left ..	1960	58581A	Heater	1960	*31498A	Ferrule, casing retaining	1960	740715
Head, Export			Knob	—	313622	Grommet	1960	740811
R.H.D., dip left ..	1960	58581A	Ignition and starter ..	1960	31973B	Arm, left hand drive ..	1960	54711544
L.H.D., dip right ..	1960	58444D	Lighting	1960	31850B	" " right hand drive ..	1960	54711545
Head, Export Europe			Maplight	1960	*31498A	Blade	1960	54711283
(except France & Sweden)	1960	58445D	Knob	—	313626			
Head, Export France ..	1960	58447D	Panel Rheostat	1960	78369A			
Head, Export Sweden ..	1960	58446D	Knob	—	313628			
Head, Export U.S.A. ..	1960	*58527D	Reverse lamp	1960	31849A			
Map reading	1960	39006A	Safety	1960	*31824A			
Number plate illumination	1960	53814A	Solenoid, starting motor	1960	*76465A	Borg Warner		
Reverse	1960	53789A	ditto (automatic			overdrive equipment		
			transmission)	1960	*76466A	Relay	1960	33177A
			Stop lamp	1960	31882A	Switches		
			Windshield wiper ..	1960	31997A	Centrifugal	1960	76112D
			Knob	—	312644	Kick-down	1960	34291A

AUSTIN Ambulance (DA1) and Hearse (DH1) 1951-55: Ambulance Chassis (DA2 and DA3) and Hearse Chassis (DH2 and DH3) 1956-60

Unit	Year	Part No.	Unit	Year	Part No.	Unit	Year	Part No.
Ammeter	1951-55	36053B	LAMPS—continued			SWITCHES—continued		
Battery	1956-60	36185A	Head, Export France ..	1951-55	50820A	Solenoid, starting motor	1951-60	*76411D/E
(DA3 and DH3)	1951-60	STXT19E	" " " " Later	1956-59	51812A	ditto (automatic		
Bulb holder, panel light ..	1951-55	FMI29E	Head, Export U.S.A. ..	1951-55	51923B	transmission)	1958-60	*76443A
" " " " " "	1956-60	39010A	Map/Reading	1951-55	50773B	Cap	1956-60	763014
" " " " " "	1956-60	554734	Number plate illumination	1951-55	39006A	Solenoid operating ..	1951-60	31115A/E
" " " " " "	1956-60	987	ditto (Ambulance			Knob	1951-55	*317308
Coil, ignition	1951-55	*45012A/D	only)	1955	53109A	Stop lamp	1956-60	316520
" " " " " "	1956-60	*45054	Reverse, tail and number			Spring, R.H.D.	1951-60	31281B
Control box	1951	*37118A	plate	1953-55	531100A	" " L.H.D.	—	*315723
" " " " " "	1952-55	*37076E	Side	1951-55	53116A	Windshield wiper ..	1956-57	31302D
" " " " " "	1956-59	37183A/H	" " " " " "	1956-57	*52112A	" " " " " "	1958-60	31113D
" " " " " "	1960	37183K	" " " " " "	1956-57	*52182D	Knob	1956-57	316519
Distributor	1951-54	*40147H	Stop tail and reverse ..	1958-60	52254A	" " " " " "	1958-60	316520
" " " " " "	1955	40308D/J	" " " " " " Later	1951	53095F	Terminal block	1951-52	37083E
" " " " " "	1956-60	40371A/F	" " " " " " " "	1952-53	*53103E	" " " " " "	1953-60	37101A/B
Flasher unit	1956	*35003A	Stop tail and number plate	1953-55	53198B	Trafficators " " ..	1951-52	*54036A
" " " " " "	1957-60	35010A	Mirror	1951-52	53117A	" " " " " " Later	1952-55	*54041A
Generator	1951-52	*22435A/B	Starting motor	1951-52	62044A	Warning lights		
" " " " " " Later	1952-54	*22456A/B	Steering column control	1951-60	*62015E	Ignition and main beam	1951-55	*318534
" " " " " " " "	1955-56	*22483A	R.H.D.	1951-55	26043A	Bulb holder	1951-60	39020A
" " " " " " " "	1956-59	*22483B/D	L.H.D.	1951-55	32837B/F	Holder	1951-60	30499A
" " " " " " " "	1960	22489B	Steering column control ..	1956-60	32838B/F	Bezel	1951-60	304084
" " " " " " (power steering)	1960	22528A/D	Suppressor	1951	32951A/E	Bulb	1951-60	987
Horn						Windshield wipers (when		
Low note	1951-55	*69021A	SWITCHES			fitted)		
" " " " " "	1956-60	69046A/F	Dipper	1951-54	*31372A	Motor	1951-52	*75088M
" " " " " "	1951-55	*69022A	" " " " " " Later	1955-60	31284A/D	" " " " " " " "	1952-55	75151A
" " " " " "	1956-60	69047A/F	Door light	1951-55	*359216	" " " " " " " "	1959-60	75296D/E
Horn relay	1956-60	33135B	Flasher (serviced by			Control box	1951-55	72606A
Cover	1958	*340931	Austin)	1956	31523B	Wheelbox	1951-54	*72548A/K
" " " " " "	1959-60	340786	" " " " " " " "	1957-60	31609A	" " " " " " " "	1955	72662A
Junction box (when fitted)	1951-60	78264A	Foglamp	1951-60	31113A/D	" " " " " " " "	1959-60	72694B
ditto	1951-60	78265A	Knob	1951-55	315104	Crosshead and rack assy.		
ditto	1951-60	78266A	" " " " " " " "	1956-60	316520	Cut to 17 1/8"	1951-55	738987
LAMPS			Heater/fan	1951-55	315206	" " " " " " " "	1959-60	743235
Flasher, front	1956	*52282A	Knob	1956-60	316520	Inner rack	1951-55	736024
" " " " " " Later	1956-60	*52282B	Ignition	1951-55	31287A	Outer casing		
Fog	1951-55	55044A	Ignition and lighting ..	1956-60	31194D	Motor to wheelbox ..	1951-55	*739855
" " " " " "	1956-60	55165A	Knob	1951-55	316285	" " " " " " " "	1959-60	744550
Head, Home			Interior light	1951-55	*31275A	Wheelbox to wheelbox	1959-60	745039
R.H.D., dip left (L.H.)	1952-55	50532B	Lighting	1951-55	31114A/E	4" nearside wheelbox ..	1951-55	740032
non-dip (R.H.)	1952-55	51808A	Knob	—	315206	3" offside wheelbox ..	1951-55	740031
R.H.D., dip left	1956-59	58165A	Map/Reading light ..	1951-55	31113A/E	End tube	1951-55	740032
" " " " " " " "	1960	58165A	Knob	—	315206	Wheelbox to control	1959-60	740746
Head, Export			Panel Rheostat	1951-55	31113A/E	box		
R.H.D., dip left	1956-59	51808A	Knob	1951-55	315104	Offside	1951-52	*739937
" " " " " " " "	1959-60	58164A	" " " " " " " "	1956-60	316520	Nearside	1951-52	739937
" " " " " " " "	1960	58165A	Panel	1951-55	31113A/E	Both sides	1952-55	*739933
L.H.D., dip right	1956-59	51810A	Knob	—	315104	Ferrule, casing retaining	1959-60	740715
" " " " " " " "	1959-60	58166A	Panel rheostat	1956-59	78299A/B	Guide tube	1951-55	735895
Head, Export Europe (not			Knob	—	316518	Arm	1951-55	*737481
France)	1951-55	50502A	Panel rheostat	1960	78369A	" " left hand	1959-60	745081
ditto	1956-59	51811A	Knob	—	316518	" " right hand	1959-60	745080
ditto	1959-60	51922B	Reverse lamp	1951-60	*31077D/E	Blade	1951-55	*737482

* See Supersession Chart L.H. .. Left hand R.H. .. Right hand L.H.D. .. Left hand drive R.H.D. .. Right hand drive

Note. Before ordering Steering Column Controls refer to the detailed parts section (P)



AUSTIN Austin-Healey '100' and '100M' 1954-56

Unit	Year	Part No.	Unit	Year	Part No.	Unit	Year	Part No.
Battery	1954-55	SLG11E	LAMPS— <i>continued</i>			Windshield wipers		
Coil, ignition .. .	1956	SLT11E	Head, Export France ..	1954-55	*51341A	Motor	1954	75150A
Control box .. .	1954-55	*45012A/D	Head, Export U.S.A. ..	1954-56	*51341B/E	"	1955	75144A
Distributor (100) ..	1956	*45054D/E	Number plate illumination	1954-56	53093E	"	1956	*75214A
" (100M) .. .	1954-56	*37139D/E	Side and flasher .. .	1954-55	*52162B/D	Wheelbox	1954-55	72629D
" .. .	1956	37183A/H	"	1956	52240D	"	1956	*72674A
" .. .	Later	*40320A/B	Stop tail	1954-56	53178B/F	Crosshead and rack assy.		
Flasher unit .. .	1956	40495A	Reflex reflector .. .	1955	57052A	Cut to 30 $\frac{3}{8}$ " .. .	1954-55	738764
Flasher relay .. .	1956	*40422B	"	1956	*57084A	"	1956	743221
Fuse box .. .	1954-56	40520A	Panel light bulb holder	1954	39020B	Outer casing .. .		
Generator .. .	1954	*35003A	Starting motor .. .	1954-56	25521B/D	Motor to wheelbox ..	1954-55	739844
" .. .	1955	33117A	Steering column control	1954	*32900A/B	"	1956	743880
" .. .	1956	033240	"	1955-56	32918A	Wheelbox to wheelbox	1954-55	*739971
Horn		*22456A/B	SWITCHES .. .			"	1956	743881
Low note .. .	1954-56	*22483A	Battery master .. .	1954-56	76605A	3" offside wheelbox ..	1954-55	740031
High note .. .	1954-56	*22483B	Dipper	1954-56	*31372A	End tube	1956	740746
LAMPS .. .			Ignition	1954-56	31403A/B	Arm, left hand drive ..	1954-55	*737571
Driving (optional) ..	1955-56	55132B	Lighting	1954-56	*31432A	"	1956	745083
Fog (optional) .. .	1955-56	55128B	Knob	—	316129	Arm, right hand drive ..	1954-55	*737570
Head, Home .. .			Panel	1954-56	*31140A	"	1956	745082
R.H.D., dip left ..	1954-55	51336A	Solenoid, starting motor	1954-56	*76411D/E	Blade	1954-56	738724
R.H.D., dip right ..	1956	51336B/J	Solenoid operating ..	1954-56	*31318A	Overdrive equipment		
Head, Export .. .			Stop lamp	1956	31082E	Relay	1954-56	33157A
R.H.D., dip left ..	1954-55	51336A	Windshield wiper .. .	1954-56	*31431A	Solenoid	1954	*76500A/B
" .. .	1956	51336B/J	Knob	—	317530	"	Later	*76505A
L.H.D., dip right ..	1954	*51337A	Trafficators .. .	1955	54044D	Switches .. .		
" .. .	1955	*51337B	Warning lights .. .			Centrifugal .. .	1954-55	76108A
" .. .	1956	*51337D/E	Ignition	1955	39020A	Control	1954-56	31452A
Head, Export Europe			Bulb holder, flasher ..	1956	39020A	Interrupter .. .	1954-56	*31077E
(not France) .. .	1954-55	51339A	" .. main beam .. .	1956	554734	Rotary throttle .. .	1954-56	31402A
ditto	1956	51339B/H	Bulb	1955-56	987			

AUSTIN Austin-Healey '100 Six' (BN4 and BN6) 1957-59

Battery	1957-58	GT9A-3	LAMPS— <i>continued</i>			SWITCHES— <i>continued</i>		
" (alternative, 2 off)	1957-58	SLTW15E	Head, Export Europe			Windshield wiper .. .	1957-59	*31431A
" (BN4) .. .	1959	BT9A	(except France & Sweden)			Knob	—	317530
" (BN6 2 off) .. .	1959	SLG11E	Head, Export France ..	1957-59	58290A	Warning lights .. .		
Bulb holder, panel light	1957-59	39007A	"	Later	51958B	Bulb holder, flasher ..	1957-59	39020B
Bulb	1957-59	554734	Head, Export Sweden ..	1959	58291A	" .. ignition .. .	1957-59	863511
Coil, ignition .. .	1957-59	987	Head, Export U.S.A. ..	1959	58463A	" .. main beam .. .	1957-59	554734
Control box .. .	1957-59	*45054E/K	Head, Export U.S.A. ..	1957-59	51957B/D	Bulb	—	987
"	Later	37183H	Number plate illumination	1957-59	53093H	Windshield wipers		
Distributor .. .	1957	37183K	Side and flasher .. .	1957-59	52338A	Motor	1957	*75214A
"	1958-59	*40581A/B	Stop tail and flasher ..	1957-59	53564A/B	"	1958-59	75297B/D
Flasher unit .. .	1957-59	35010A	Reflex reflector .. .	1957-59	57072B	Wheelbox	1957-59	*72674A/B
Flasher relay .. .	1957-59	33117A/D	Starting motor .. .	1957-59	25521D	Crosshead and rack assy.		
Fuse box .. .	1957-59	033240	Steering column control	1957-59	32984A/B	Cut to 31 $\frac{3}{8}$ " .. .	1957-59	743221
Generator .. .	1957	*22483A	SWITCHES .. .			Outer casing .. .		
"	Later	*22483B/D	Battery master .. .	1957	76605A	Motor to wheelbox ..	1957-59	743880
Horn			"	1958-59	*76604B	Wheelbox to wheelbox	1957-59	743881
Low note .. .	1957-59	*70063E/F	Dipper	1957-58	*31372A	End tube	1957-59	740746
High note .. .	1957-59	*70071E/F	"	Later	31284A/D	Ferrule, casing retaining	1957-59	740715
LAMPS .. .			Heater	1957	*78261B	Arm, left hand drive ..	1957-59	745083
Head, Home .. .			Knob	—	768473	" .. right hand drive ..	1957-59	745082
R.H.D., dip left ..	1957-59	51956B/F	Ignition	1957-59	31403B/H	Blade	1957-59	738724
Head, Export .. .			Lighting	1957-59	*31432A/D	Laycock de Normanville		
R.H.D., dip left ..	1957-59	51956B/F	Knob	—	316129	overdrive equipment		
L.H.D., dip right ..	1957-59	*51966B/E	Panel	1957-59	31140A/B	Relay	1957-59	33157D
Head, Export Europe			Solenoid, starting motor	1957-59	*76411E	Solenoid	1957-58	*76510A
(not France) .. .	1957-59	51959A/E	Rubber boot .. .	—	858266	"	Later	76515A
			Solenoid operating ..	1957-59	*31318A	Switches .. .		
			Stop lamp	1957-59	31082E/H	Interrupter .. .	1957-58	*31077E
						Rotary, throttle .. .	1957-58	31402A/B

AUSTIN Austin-Healey '3000' 1959-60

Battery (2-seater) ..	1959-60	SLG11E	LAMPS— <i>continued</i>			SWITCHES— <i>continued</i>		
" (4-seater) .. .	1959-60	BT9A	Head, Export France ..	1959-60	58291A/B	Solenoid, starting motor	1959-60	*76411E
Bulb holder, panel light	1959-60	554734	Head, Export Sweden ..	1959-60	58463A/B	Solenoid operating ..	1959-60	*31318A
"	1959-60	39007A	Head, Export U.S.A. ..	1959-60	58569A	Stop lamp	1959-60	31082H/J
Bulb	—	987	"	Later	58626A	Windshield wiper .. .	1959	*31431A
Coil, ignition .. .	1959-60	45102B/E	Number plate illumination	1959-60	53093H/J	"	1960	*31419A
Control box .. .	1959-60	37183K	ditto (Switzerland) ..	1960	53905A	Knob	1959-60	317530
Distributor .. .	1959-60	40662A/D	Side and flasher .. .	1959-60	52338A/D	Warning lights .. .		
Flasher unit .. .	1959-60	35010A	Stop tail and flasher ..	1959-60	53564A/B	Bulb holder .. .		
Flasher relay .. .	1959-60	33117D	Reflex reflector .. .	1959-60	57072B	Flasher	1959-60	38067A
Fuse box .. .	1959-60	033240	Sleeve, Lucar connector			Ignition	1959-60	863511
Generator .. .	1959-60	22530A	14 amp.	1959-60	54190042	Main beam	1959-60	554734
Horn			35 amp.	1959-60	54190043	Bulb	—	987
Low note .. .	1959-60	*70063F	Starting motor .. .	1959-60	25521D	Windshield wipers		
High note .. .	1959-60	*70071F	Steering column control			Motor	1959-60	75297E
LAMPS .. .			Fixed	1959-60	33517A/F	Wheelbox	1959-60	*72674A
Head, Home .. .			Adjustable .. .	1959-60	32984A/B	Crosshead and rack assy.		
R.H.D., dip left ..	1959-60	51956D/F	SWITCHES .. .			Cut to 31 $\frac{3}{8}$ " .. .	1959-60	743221
Head, Export .. .			Battery master .. .	1959-60	*76604B	Outer casing .. .		
R.H.D., dip left ..	1959-60	51956F	Dipper	1959-60	31284D	Motor to wheelbox ..	1959-60	743880
L.H.D., dip right ..	1959-60	*51966E	Ignition	1959-60	31403H	Wheelbox to wheelbox	1959-60	743881
Head, Export Europe			Lighting	1959-60	*31432D	End tube	1959-60	740746
(except France & Sweden)	1959-60	58290A/B	Knob	—	316129	Arm, left hand drive ..	1959-60	745083
			Panel	1959-60	31140B	" .. right hand drive ..	1959-60	745082
						Blade	1959-60	738724

* See Supersession Chart

L.H.D. .. Left hand drive R.H.D. .. Right hand drive



AUSTIN Austin-Healey 'Sprite' 1958-60

Unit	Year	Part No.	Unit	Year	Part No.	Unit	Year	Part No.
Battery	1958	GT7A-3	LAMPS— <i>continued</i>			SWITCHES— <i>continued</i>		
Bulb holder, panel light ..	1958-60	BT7A	Head, Export Europe			Starting motor	1958-60	76423A
" " " " ..	1958-60	39007A	(not France)	1958-59	*51782A/D	Coupling	—	764428
" " " " ..	1958-60	554734	Head, Export Europe			Boot	—	858266
Bulb	1958-60	863511	(except France & Sweden)			Stop lamp	1958-60	31082E/J
Coil, ignition	1958-60	987	Later	1959-60	58286A/B	Windshield wiper ..	1958-60	*31498A
Control box	1958-60	*45053J/M	Head, Export France ..	1958-59	*51783A/B	Knob	—	312872
" " " " ..	1958-60	37182J	" " " " Later	1959-60	58287A/B	Warning lights		
Distributor	1958-60	37182K	Head, Export Sweden ..	1959-60	58459A/B	Flasher	1958-60	*319417
" " " " ..	1958-60	*40561D/H & K	Head, Export U.S.A.			Bulb holder	—	554734
" " " " ..	1958-60	960	(via Canada)	1958-59	*58070A/D	Bulb holder, ignition ..	1958-60	863511
" " " " ..	1958-60	*40561J & L	ditto	1960	*58474A/B	Main beam	1958-60	*319416
" " " " ..	1958-60	40656A/B & E	ditto	1960	58617A	Bulb holder	—	554734
" " " " ..	1958-60	40656D & F	Number plate illumination	1958-60	53093H/J	Bulb	—	987
Flasher unit	1958-60	35010A	ditto	1960	53836B	Windshield wipers		
Fuse box	1958-60	033239	ditto (Switzerland) ..	1960	53905A	Motor	1958	75296B
Generator	1958-60	22265E	Side and flasher	1958-60	52338A/D	" " " " ..	1959-60	75213E/F
Horn	1958-60	70141B	Stop tail and reflex ..	1958-60	53330D	Wheelbox	1958-59	*72674A/B
Low note (optional) ..	1958-60	69046F	Starting motor	1958-59	25022M	" " " " ..	1960	72744A
High note (optional) ..	1958-60	69047F	" " " " ..	1960	25022N/Q	Crosshead and rack assy.		
LAMPS			Steering column control ..	1958-60	33515A	Cut to 32 $\frac{3}{4}$ "	1958-60	743221
Flasher, rear	1958-60	52337A	Suppressor (when fitted)	1958-60	78106A	Outer casing		
" " (N. America) ..	1958-60	53600A/E	SWITCHES			Motor to wheelbox ..	1958-60	748794
Head, Home			Dipper	1958-60	31284A/D	Wheelbox to wheelbox ..	1958-60	748795
R.H.D., dip left ..	1958-60	*51780A/E	Flasher	1958-60	31743A/D	End tube	1958-60	740746
Head, Export			Ignition and lighting ..	1958-60	31270B/F	Arm, left hand drive ..	1958-60	745076
R.H.D., dip left ..	1958-60	*51780A/E	Knob	1958-60	316285	" " right hand drive ..	1958-60	745077
L.H.D., dip right ..	1958-60	*51781A/E	Panel light	1958-60	31140B	Blade	1958-60	737910

AUSTIN 'Metropolitan' 1957-60

Unit	Year	Part No.	Unit	Year	Part No.	Unit	Year	Part No.
Battery	1957-58	GT9A-3	LAMPS— <i>continued</i>			SWITCHES— <i>continued</i>		
" " " " ..	1959-60	BT9A	Head, Export			Ignition and lighting ..	1957	31416B
Coil, ignition	1957-60	*45053A/M	R.H.D., dip left	1957-60	58083A/E	ditto L.H.D.	1958-60	31416B/E
Control box	1957-59	37182D/H	L.H.D., dip right	1957-60	58086A/D	ditto R.H.D.	1958-60	*31693A/E
" " " " ..	1959	37182J	Head, Export Europe			Knob	1957-60	316285
" " " " ..	1960	37183L	(not France)	1957-59	58084A/D	Starting motor	1957-60	76423A
Distributor	1957-58	*40499A	Head, Export Europe			Coupling	—	764428
(low compression) ..	1958-60	*40499B/D & F	(except France & Sweden)			Stop lamp	1957-60	31082E/J
" " " " ..	1960	*40499E & H	Later	1959-60	58288A/B	Windshield wiper ..	1957-60	31479A
(high compression) ..	1957-58	*40600A	Head, Export France ..	1957-59	58085A/B	Knob	—	318350
" " " " ..	1959-60	*40600B/D & F	" " " " Later	1959-60	58289A/B	Warning lights		
" " " " ..	1960	*40600E & H	Head, Export Sweden ..	1959-60	58458A/B	Flasher	1957-60	*319083
Flasher unit	1957-60	35010A	Number plate illumination	1957-60	53502B/D	Bulb holder	—	—
Fuse box	1957-60	033239	Side and flasher	1957	53541B/E	Ignition	1957-60	863511
Generator	1957-59	22258E/F	Stop tail and flasher ..	1958-60	53280K/L	Main beam	1957-60	554734
" " " " ..	1960	22700D	" " " " ..	1958-60	574073	Oil pressure	1957-60	863511
" " " " ..	1960	*22704A	Gasket	1957	53541B/E	Bulb	—	987
Horn	1957-60	69046E/F	Reflex reflector (Home) ..	1957-58	*57075B	Windshield wipers		
Low note	1957-60	69047E/F	Sleeve, Lucas connector			Motor	1957-60	75145A/B
High note	1957-60		14 amp.	1960	54190042	Wheelbox	1957-60	*72548K
LAMPS			35 amp.	1960	54190043	Crosshead and rack assy.	1957-60	736364
Courtesy	1958-60	861353	Starting motor	1957-59	25022F/M	Outer casing		
Bulb	—	222	" " " " ..	1960	25022N/Q	Motor to wheelbox ..	1957-60	739937
Head, Home			Steering column control ..	1957-60	32897A/D	Wheelbox to wheelbox ..	1957-60	740031
R.H.D., dip left ..	1957-60	58083A/D	Suppressor (when fitted)	1957-60	78106A	End tube	1957-60	740031
SWITCHES			SWITCHES			Ferrule, casing retaining	1957-60	738410
Courtesy light	1958-60	31140B	Courtesy light	1958-60	31140B	Arm, left hand drive ..	1957-60	742282
Dipper	1957-59	*31372A/B	Dipper	1957-59	*31372A/B	" " right hand drive ..	1957-60	742349
" (alternative) ..	1958-60	31284A/D	" " " " ..	1958-60	31284A/D	Blade	1957-60	741543
Heater, L.H.D.	1958-60	78305B/E	Heater, L.H.D.	1958-60	78305B/E			
" " R.H.D.	1958-60	78328A	" " R.H.D.	1958-60	78328A			

AUSTIN Taxi (Petrol) 1948-58: Taxi (Diesel) 1955-60

Unit	Year	Part No.	Unit	Year	Part No.	Unit	Year	Part No.
Ammeter	1948-52	36002D	Fuse box	1948-52	*37137A	LAMPS— <i>continued</i>		
" " " " ..	1952-58	36137B	" " " " ..	1952-53	37075A	Fog	1948-55	*55029B/E
" " " " ..	1959-60	36245A	" " " " ..	1954-56	*37137A	" " " " ..	1956-60	55165A
Battery (Petrol)	1948-58	SLT15E	" " " " ..	1955-58	*37209A	Head, Home		
" (Diesel)	1955-60	MT19E	Generator	1948-49	*22446A	R.H.D., dip left (L.H.)	1948	*50588A/E
Coil, ignition	1948-55	*45020A/B	" " " " ..	1949-52	*22435A/B	" non-dip (R.H.) ..	1948	*50589A/D
" " " " ..	1956-58	*45053A/J	" " " " ..	1952-54	*22456A/B	" dip left (L.H.) ..	1949-52	50711A
Control box	1948	37065E	" " " " ..	1955-56	*22483A	" non-dip (R.H.) ..	1949-52	50712A
" " " " ..	1949-58	*37076E/F	" " " " ..	1956-58	*22483B/D	" dip left (L.H.) ..	1953-54	*50588A/E
" " " " ..	1958	*37076H	" " " " ..	1959-60	22530A	non-dip (R.H.) ..	1953-54	*50589A/D
" " " " ..	1959-60	37304A/B	" " " " ..	1960	22802B	R.H.D., dip left		
" " " " ..	1960	37341A	" " " " ..	1948	69013A	(L.H.)	1955-58	51644A/D
" " " " ..	1960	37341A	" " " " ..	1948-55	*69040A	(R.H.)	1955-58	51645A/D
Distributor	1948-52	*40117A/J	" " " " ..	1956-60	69054A/E	(L.H. and R.H.) ..	1959	51336B/J
" " " " ..	1952-53	40269A/B	" " " " ..	1948-58	78264A	" " " " ..	1960	*58521A
" " " " ..	1953-56	*40321A/F	Junction box	1948-58	78264A	Head, Export		
" " " " ..	1956-58	40496A	LAMPS			R.H.D., dip left ..	1959	51336E/H
Flasher unit	1955-57	*35007A	Flasher, front (U.S.A.) ..	1960	52345A	" " " " ..	1960	*58521A/B
" " " " ..	1958	35012A	Flasher, rear (U.S.A.) ..	1960	53600A/E	L.H.D., dip right ..	1959	*51337F/K
" " " " ..	1959-60	35024A	Flasher, roof	1955-58	53411A/B	" " " " ..	1960	*58522A/B
" " " " ..	1960	35020A	" " " " ..	1959-60	53807A	Head, Export Europe		
" " " " ..	1960	35020A	" " " " ..	1959-60	53807A	(except France & Sweden)	1959	58230A/E
" " " " ..	1960	35020A	" " " " ..	1959-60	53807A	ditto	1960	*58523A/B

* See Supersession Chart

L.H. .. Left hand R.H. .. Right hand L.H.D. .. Left hand drive R.H.D. .. Right hand drive

Note. Before ordering Steering Column Controls refer to the detailed parts section (P)



AUSTIN Hire Car (Petrol) 1950-58: Hire Car (Diesel) 1955-60—continued

Unit	Year	Part No.	Unit	Year	Part No.	Unit	Year	Part No.
LAMPS—continued			SWITCHES—continued			Windshield wipers—cont'd		
Side	1950-51	52157A	Lighting and ignition or main	1948-58	*34002D	Crosshead and rack Assy. Cut to 29 3/8"	1950-53	738764
.. .. .	1952-58	*52040A	Panel	1950-58	31201B	" " 26 1/2"	1954	736364
.. .. .	1959-60	52348B/D	Knob	—	314026	" " 29 1/2"	1955	738764
Stop tail and number plate	1950-54	*53060A	Panel	1959-60	31780B	" " 28 1/2"	1956-57	736364
Stop tail	1955-58	53178E/F	Solenoid, starting motor	1950-58	*76411D/E	Inner rack	1958-60	743221
.. .. . (left hand)	1959-60	53838A	Solenoid operating	1950-58	*31071A	Outer casing	1950-52	736024
.. .. . (right hand)	1959-60	53839A	Starter/Heater	1959-60	31829A/B	Motor to wheelbox	1950-53	739870
Mirror	1950-51	620128	Stop lamp	1950-58	31281B	" " "	1954	739844
.. .. .	1955	620128	Spring	—	315726	" " "	1955	739870
Reflex reflector	1956-58	*57084A	Stop lamp	1959-60	31882A	" " "	1956-57	739844
Starting motor	1950-58	25521B/D	Windshield wiper	1956-58	31201B	" " "	1958	744197
.. .. . Petrol	1955-58	26116A/B	Knob	—	*316243	" " "	1959-60	54710619
.. .. . Diesel	1959-60	26153D	Windshield wiper	1959-60	31780B/D	Wheelbox to wheelbox	1952-53	*739948
Steering column control	1950-58	32709A/F	Trafficators	1950-51	*54040A Later	1954	*739981
Right hand drive	1950-58	32817A/J	"	1952-54	*54041A	ditto	1955	*739948
Left hand drive	1959-60	33537A	"	1955	*54039A	ditto	1956-57	*739981
Either hand	1959-60	33537A	Warning lights	1956-58	*38042A	ditto	1958	744198
Suppressor	1951	78114A	Flasher	1959	319107	ditto	1959-60	54710620
SWITCHES			Cover and window	1959	319107	ditto	1950-53	740032
Dipper	1950-57	*31372A	Shade	1959	319222	ditto	1955	740032
"	1958	31284A	Flasher	1960	*54360213	4", nearside wheelbox	1950-57	740031
"	1959-60	31800A	Gear indicator	1960	54360248B	3", offside wheelbox	1958-60	740746
Door light	1958	31175F	Ignition	1950-58	*38013B	End tube	1950-57	740031
Flasher	1959-60	31904A/B	Windshield wipers	1950	*75053J	Wheelbox to control box	1950-52	*738679
Knob	—	54331875	Motor	1951-52	*75053K	Offside	1950-52	738680
Foglamp	1950-58	31201B	" Later	1952-57	75150A	Nearside	1958-60	740715
Knob	—	314403	"	1958	75296B/D	Ferrule, casing retaining	1950-53	735895
Foglamp	1959-60	31780B/D	Control box	1959-60	75367A	Guide tube	1955	735895
Knob	—	314403	"	1950-53	72602A	"	1950-57	729423
Heater, Diesel (serviced by C.A.V.)	1958	1823420	Wheelbox (nearside)	1950-53	72603E	Grommet, wheelbox	1950-52	733695
Heater, Diesel	1959-60	31780B/D	" (offside)	1950-53	72560K	" control box	1950-57	735072
Interior	1950	359357	"	1954	72632A	Arm	1958	741486
"	1958	359357	" (nearside)	1955	72603E	" left hand	1959-60	741836
"	1959-60	31780B/D	" (offside)	1955	72560K	" right hand	1959-60	741837
" (passenger)	1959-60	31120B	"	1956-57	72632A	Blade	1950-57	727803
Lighting	1959-60	31788A	"	1958	*72665A	"	1958	*737682
"	1959-60	31788A	"	1959-60	72727A	"	1959-60	737886

§ FUEL INJECTION EQUIPMENT

Unit	Year	Part No.	Unit	Year	Part No.
Fuel pump	1955-57	BPE4A65S210S6355EL	Venturi	1955	BEPK40-40-102
Governor	1958-60	BPE4A65U210S6355EL	Nozzle holder	1956-60	BEPK42-42-111S
"	1955	BEPMZ80A129	Nozzle	1955-60	BKB35S668
" Later	1956	BEPMZ80A131	Filter	1955-60	BDN12SP6A
"	1956-58	BEPAMZ80A131	"	1955-59	F2-9
"	1959-60	BEPBMZ80A131	"	1960	F2B-9

AUSTIN 'Champ' (Civilian) 1954-56

Ammeter	1954-56	36099E/F	LAMPS—continued			LAMPS—continued		
Battery	1954-56	GT11A	Head, Export	1954	51468A	Stop tail	1954-56	53178B/F
Coil, ignition	1954-55	*45012A/D	"	1955	51468B	Reflex reflector	1955-56	57044A
.. .. .	1956	*45054D/E	" Later	1955	51468D	Starting motor	1954-56	26061A
Control box	1954-55	*37139D	"	1956	51468E/H	SWITCHES		
.. .. .	1956	37183A/H	L.H.D., dip right	1954	51469A	Dipper and horn push	1954-56	*31325A
Distributor	1954-56	*40386A	" Later	1954	51469B	Ignition and lighting	1954-56	31270A
.. .. . Later	1956	40500A	"	1955	51469D	Knob	—	316285
Fuse box	1954-56	033240	" Later	1955	51469E	Panel	1954-56	*31342A
Generator	1954	*22456A/B	Head, Export Europe (not France)	1954	51469F/J	Starter motor	1954-56	76423A
"	1955	*22483A	ditto	1954	51470A	Coupling	—	764428
"	1956	*22483B	ditto	1955	51470B	Knob, choke control	1955-56	325882
Horn	1954-56	*069213	ditto Later	1955	51470D	" starter control	1954-56	325883
Junction box	1954-56	78264A	ditto	1956	51470E/H	Warning light	—	—
LAMPS			Head, Export France	1954	51471A	Ignition, holder	1954-56	304994
Head, Home	1954	51468A	"	1955	51471B	Windshield wipers	—	—
R.H.D., dip left	1955	51468B	" Later	1955	51471D	Motor	1954-56	75198A
"	1955	51468D	"	1956	51471E	Arm	1954-55	*735055
" Later	1955	51468E	Number plate illumination	1954-56	53101E/H	"	1956	*735056
"	1956	51468E/H	Side	1954-56	*52105A	Blade	1954-56	727802

AUSTIN 1 and 1 1/2 ton 4x4 Cargo Truck (Civilian) 1954-55

Ammeter	1954-55	36099E/F	LAMPS—continued			SWITCHES—continued		
Battery	1954-55	GT11A	Head, Export Europe (not France)	1954	51346A	Heater/Fan	1954-55	*78239A
Coil, ignition	1954-55	*45012A/D	Head, Export France	1954	51411A	Knob	—	768473
Control box	1954-55	*37166B/D	Number plate illumination	1954-55	53101E	Ignition and lighting	1954-55	31270A
Distributor	1954	40308A/B	Side	1954-55	*52105A	Knob, lighting	1954-55	316285
.. .. . Later	1954-55	40308D/J	Stop tail	1954-55	53178B/E	" ignition	1954-55	316434
Fuse box	1954-55	033240	Mirror	1954	062561	Panel	1954-55	*31342A
Generator	1954	*22470F	Reflex reflector	1955	57044A	Solenoid, starting motor	1954-55	*76411D/E
"	1955	*22470H/L	Red	1955	57045A	Solenoid operating	1954-55	*31071A
Horn	1954-55	069448	Amber	1955	26043A	Warning lights	—	—
Inspection lamp sockets	1954-55	38605A	Starting motor	1954-55	—	Convoy	1954-55	39020B
Junction box	1954-55	78264A	Suppressor	1954-55	*78110A	Ignition	1954-55	39020B
LAMPS			Ignition	1954-55	78117A	Holder	—	304994
Head, Home	1954-55	51344A	Wiper	1955	—	Bulb	—	987
R.H.D., dip left	1954-55	51344A	SWITCHES			Windshield wipers	1954-55	75168A
Head, Export	1954-55	51344A	Convoy light	1954-55	*31276A	Arm	1954-55	*735096
R.H.D., dip left	1954	*51345A	Dipper and horn push	1954-55	*31324A	Blade	1954	727803
L.H.D., dip right	1954	*51345A	"	1955	—	"	1955	727802

* See Supersession Chart

§ Serviced by C.A.V. Ltd.

L.H.D. .. Left hand drive

R.H.D. .. Right hand drive

Note. Before ordering Steering Column Controls refer to the detailed parts section (P)



AUSTIN 1 and 1½ ton LD1A and LD2A (Petrol) 1955-60: 1 and 1½ ton LDO1A and LDO2A (2.2 litre Diesel) 1956-60: Light 2 ton 301FC (3.4 litre Diesel) 1958-59

Unit	Year	Part No.	Unit	Year	Part No.	Unit	Year	Part No.
Ammeter (2 ton)	1959	36125B	LAMPS—continued			SWITCHES—continued		
Battery (Petrol)	1955-59	GT11A	Flasher, rear (2 ton, when fitted)	1958-59	53367D	Panel (1 and 1½ ton) ..	1956-57	31434B
" (Diesel)	1956-60	BT11A	Flasher, roof or side (when fitted)	1955-60	53362A/B	Knob	1958-60	*31557A
Bulb holder, panel	1955-57	554734	Head, Home			Solenoid, starting motor (2.2 litre Diesel) ..	1958-60	*76443A
" " (2 ton)	1958-59	39010A	R.H.D., dip left ..	1955-60	51515F/J	Solenoid operating (3.4 litre Diesel) ..	1958-59	31425B
Bulb holder, speedo ..	1958-59	39007A	L.H.D., dip right ..	1955-60	51515F/J	Knob	—	*317366
Bulb	1958-59	987	Head, Export			Starting Motor (Petrol, and Diesel before 1958)	1955-60	76423A
Coil, ignition	1955	*45020A	R.H.D., dip left ..	1955-60	51516H/K	Coupling	—	764428
" "	1956-57	*45054A/H	L.H.D., dip right ..	1956-60	51516H/K	Stop lamp	1955-60	31082E/J
" "	1958-60	*45053J/M	Head, Export Europe (not France) ..	1956-59	51517F/J	Windshield wiper ..	1955-57	31434B
Control Box	1955	*37138D	(except France & Sweden) Later	1959-60	58274A/B	Knob	1958-60	*31557A
Petrol and 3.4 litre Diesel	1956-58	37182B/H	Head, Export France ..	1958-59	51518F/H	" "	1955-60	316388
ditto	1959-60	37182J	" " Later	1959-60	58275A/B	Warning lights		
ditto	1960	37182K	Head, Export Sweden ..	1959-60	58451A	Ignition	1955	38049A
2.2 litre Diesel	1956-59	37183A/H	Head, Export U.S.A. and Mexico	1958-59	51784A	Bulb holder (ignition) ..	1956-57	554734
ditto	1959	37183K	Number plate illumination	1955-60	53101E/H	Bulb	—	987
ditto	1960	37183L	Side	1955-60	*52274A/B	Main beam (2 ton) ..	1959	38052B
Distributor	1955-56	*40321F	Stop tail	1955-60	53178E/H	No charge (2 ton) ..	1958-59	*38013B
" " Later	1956-59	40496A/B	Reflex reflector	1955-58	57052A/B	Windshield wipers		
" "	1960	40496D & F	ditto	1959-60	57116A	Motor	1955	75146A
" " Later	1960	40496E & H	ditto (with bumpers)	1960	57131A	" "	1956-60	75145A/B
Flasher unit (when fitted)	1956	*35003A	ditto (special orders)	1960	57031D	Wheelbox	1955	72624A
" " " "	1957-60	35010A	Starting motor			" "	1956-60	72651A
Fuse box	1955-60	033239	Petrol	1955-60	26043A	Crosshead and rack assy.		
Generator	1955-56	22258D	2.2 litre Diesel	1956-60	26125A	Left hand drive ..	1955	738499
" " Later	1956-59	22258E/F	3.4 litre Diesel	1958-59	26133D/E	Right hand drive ..	1955	738987
" "	1960	22700D	Suppressor (when fitted)	1956-60	78106A	Either hand, cut to 44" ..	1956-60	736307
" (temporary alternative)	1960	*22704A	SWITCHES			Outer casing		
Horn	1955-58	*069213	Battery Master (special orders) ..	1960	76602B	Motor to wheelbox ..	1955	739870
" "	1959-60	69046F	Flasher (when fitted) ..	1956-60	31476A/D	" "	1956-60	739844
Horn push and dipper switch	1955-60	*31442A	Heater, Diesel (serviced by C.A.V.) ..	1958-60	1823420	Wheelbox to wheelbox (Left hand drive only)	1955	*739974
Junction box	1955-60	78265A	Ignition and lighting	1955-60	31270A/B	ditto	1956-60	739972
Tail lamp	1958-60	78266A	Knob	—	*312813	End tube	1955-60	740031
Panel	1958-60	78264A	Lighting (2 ton) ..	1958-59	*31251D/E	Ferrule, casing retaining	1957-60	738410
Tail and flashers (when fitted)	1958-60	78264A	Knob	—	*316117	Arm	1955	*736411
LAMPS			Master (2 ton)	1958-59	31187D	" (alternative)	1956-60	*742293
Flasher front or rear (when fitted)	1955-60	53359D/E				Blade	1960	*742311
Flasher, front (2 ton, when fitted)	1958	53457D				" "	1955	741680
ditto	1959	53637A				" " (alternative) ..	1956-60	*737683
						" "	1960	732642

§ FUEL INJECTION EQUIPMENT (2.2 litre Engine)

Unit	Year	Part No.	Unit	Year	Part No.
Fuel pump	1956-57	BPE4A65S210S6355EL	Venturi	1956	BEPK40-40-102
" "	1958-60	BPE4A65U210S6355EL	" " Later	1956-60	BEPK42-42-111S
Governor	1956	BEPMZ80A129	Nozzle holder	1956-60	BK B35S668
" "	1956	BEPMZ80A131	Nozzle	1956-60	BDN12SP6A
" "	1956-58	BEPAMZ80A131	Filter	1956-59	F2-9
" "	1959-60	BEPBMZ80A131	" "	1960	F2B-9

AUSTIN 25 cwt. Van and Ambulance 1948-54

Unit	Year	Part No.	Unit	Year	Part No.
Ammeter	1948-50	36002D	LAMPS—continued		
" "	1951-54	36137B	Head, Export		
Battery (Ambulance) ..	1948-54	STXT19E	R.H.D., dip left ..	1948-54	50572F
(Van)	1948-54	SG11A	L.H.D., dip right ..	1948-54	A50572F
Coil, ignition	1948-54	*45020A/B	Head, Export Europe (not France) ..	1948-54	B50572F
Control box	1948-49	*37048E	Reverse, tail and number plate (Ambulance) ..	1948	53032B
" "	1950-52	*37118A	Side	1948	52047A
" " Later	1952-54	*37139D	" "	1949	*52133A
Distributor	1948-50	*40117B/F	" "	1950-54	52047A
" "	1951-52	*40117H	Stop tail and number plate ditto (Van)	1949-54	*53060A
" " Later	1952-54	*40295A/E	ditto (Ambulance)	1949-54	*53027B
Fuse box	1948-54	37075A	Mirror	1948-54	*62521D
Generator	1948-49	*22446A	Starting motor	1949	*270244
" "	1950-52	*22435A/B	" "	1950-54	26043A
" "	1952-54	*22456A/B	Suppressor	1951	78114A
Horn	1949-54	*069213	SWITCHES		
Junction box	1948-54	78264A	Horn and dipper ..	1948-50	*380150
LAMPS			" "	1951-54	*31324A
Fog	1952	*55062B			
Head, Home			SWITCHES—continued		
R.H.D., dip left (L.H.)	1948-54	50572F	Ignition and lighting (Ambulance) ..	1948-54	*34002D
" non-dip (R.H.)	1948-54	*50573F	(Van)	1948-52	*34042A
			" "	1953-54	*34002D
			Panel (Ambulance) ..	1948-54	*31276A
			" (Van)	1948-54	*31285A
			Starting motor	1948-54	*76420B
			Knob	—	764354
			Stop lamp	1948-54	31281B
			Spring	—	*315762
			Trafficator (Ambulance)	1948-50	31190A
			" "	1951-54	31311A
			Terminal block	1948-54	807094
			Trafficators (Ambulance)	1948-50	*54035A
			" "	1951-54	*54041A
			Warning light (ignition)		
			Ambulance	1948-54	*38013B
			Van	1948-54	*38015B
			Windshield wipers		
			Motor	1948-54	*75070A
			Arm	1948-54	735065
			Blade	1948-54	727803

* See Supersession Chart § Serviced by C.A.V. Ltd. L.H. .. Left hand R.H. .. Right hand L.H.D. .. Left hand drive R.H.D. .. Right hand drive



AUSTIN 2 and 3 ton Trucks 1946-48

Unit	Year	Part No.	Unit	Year	Part No.	Unit	Year	Part No.
Ammeter	1946-48	*364470	LAMPS— <i>continued</i>			SWITCHES— <i>continued</i>		
Battery	1946-48	SG11A	Head, Export			Ignition and lighting ..	1946-48	34055A
Coil, ignition ..	1946-48	*45020A/B	Left hand	1946-47	*50602A	Knob	—	*344528
Control box .. .	1946-48	37065E	Right hand	1946-47	50603A	Panel	1946-48	*314722
Distributor .. .	1946-47	*410504	Left hand	1948	50713A	Starting motor	1946-48	76428A
"	1948	40133A/E	Right hand	1948	50714A	Stop lamp	1946-48	31281B
Generator .. .	1946-48	*22446A	Side	1946-48	*52003A	Spring	—	315746
Horn	1946-48	069344	Stop tail and number plate	1946-48	*53063B	Warning light (ignition) ..	1946-48	*38013B
LAMPS			Mirror	1946-48	*62521D	Windshield wipers		
Head, Home			Starting motor	1946-48	*270244	Motor	1946-48	75130A
Left hand	1946-47	*50588A	SWITCHES			Arm	1946-48	*735096
Right hand	1946-47	*50589A	Horn push and dipper ..	1946-48	*380150	Blade	1946-48	727803
Left hand	1948	50711A						
Right hand	1948	50712A						

AUSTIN 2 and 5 ton Trucks 1949-50: Series II 1951-55: 3 ton Series II 1955

Ammeter	1949-55	36099E/F	LAMPS, Head, Home— <i>continued</i>			Starting motor— <i>cont'd</i>		
Battery	1949-51	SG11A	R.H.D., dip left (L.H.)	1951	*50799D	Diesel (Perkins, serviced by C.A.V.) ..	1949-55	BS512L66
Petrol	1952-55	GT11A	" non-dip (R.H.)	1951	*50579K	" (2 and 3 ton) ..	1955	*26109D
Diesel	1949-54	LMXB	" dip left	1952-53	*50992A	Suppressor (Petrol) ..	1951-54	78114A
2 and 3 ton (Diesel) ..	1955	EWT17E	" " " Later	1953-55	51344A	SWITCHES		
5 ton (Diesel)	1955	MT19E	Head, Export			Dipper (5 ton S.W.B.) ..	1951-54	*359863
Coil, ignition .. .	1949-55	LMXB	R.H.D., dip left ..	1951	*50799D	Heater	1951-55	*78239A
Petrol	1955	EWT17E	" " " Later	1952-53	*50992A	Knob	—	768473
" " " Later	1955		L.H.D., dip right ..	1951	*A50799D	Horn push and dipper ..	1949-50	*380150
High speed (Petrol) ..	1952-55	*45020A/B	" " " " "	1952	*50528M	" " " " "	1951-55	*31324A
Control box .. .	1949-51	*45012A/D	" " " " "	1953	*50993A	Ignition and lighting ..	1949-50	*344528
"	1951-55	*37076E	" " " " Later	1953-54	*51345A	" " " " "	1951-55	31270A
" " " 2 and 3 ton	1955	*37139D/E	Head, Export Europe	1955	*51345B	Knob	—	316285
(Diesel only)	1955	*37138D	(not France)	1951	*B50799D	Panel	1949-52	*31276A
Distributor .. .	1949-52	40161A/F	ditto	1952	*50961A	Solenoid, starting motor		
Petrol	1952-54	40307A/D	ditto	1953	*50994A	Petrol	1950-55	*76411D/E
"	1954-55	40307E	ditto	1953-55	51346A	Diesel (2 and 3 ton) ..	1955	*76411E
High speed (Petrol) ..	1952	*40147D/H	Head, Export France			Solenoid operating		
" " " " "	1953-54	40308A/B	L.H.	1949-50	50672A	Petrol	1950-55	*31071A
" " " " Later	1954-55	40308D/J	R.H.	1949-50	50673A	Diesel (2 and 3 ton) ..	1955	*31071A
Fuse box (Petrol) ..	1951-54	033240	L.H. and R.H. .. .	1951	*50808D	" (5 ton, serviced by C.A.V.)	1949-55	1823410
" " (Diesel)	1951-54	033241	" " " " "	1952	*50978A	Starting aid (5 ton, serviced by C.A.V.)	1949-55	1823420
Generator .. .	1949	*22446A	" " " " Later	1953	51009A	Starting motor		
"	1949-51	*22435A/B	Number plate illumination	1953-55	51101E	Petrol	1949	*76420B
"	1951-54	*22456A/B	Side	1949	*52003A	Stop lamp	1949-55	31281B
"	1955	*22483A	"	1949-50	52153A	Spring	—	315746
" 2 and 3 ton (Diesel	1955	22258D	"	1950-51	52154A	Warning light (ignition)		
only)	1955	*069213	Stop tail and number plate	1952-55	*52105A	Petrol	1949-50	*38015B
Horn	1949-55		Stop tail	1949-52	*53063B	"	1951-55	39020B
LAMPS			Mirror	1953-55	53178B/E	Holder	—	30499A
Head, Home			Reflex reflector .. .	1949-53	*62521A	Windshield wipers		
R.H.D., dip left (L.H.)	1949-50	50711A	Red	1951	*605248	Motor	1949-55	75130A
" non-dip (R.H.)	1949-50	50712A	Amber	1952-55	57044A	Arm	1949-54	*735055
			Starting motor	1952-55	57045A	"	1955	*735096
			Petrol	1949-55	26043A	Blade	1949-55	727802

§ FUEL INJECTION EQUIPMENT

(Perkins P4 Engine 1949-54)

Unit	Year	Part No.	Unit	Year	Part No.
Fuel pump	1949-54	BPE4A60S310S6319	Feed pump	1949-52	BFPK22N68
Governor	1949-54	BPEMZ80A100	"	1953-54	BFPK22P68
Coupling	1949-54	BZKG31-538	Pre-filter	1949-54	BFJSJ1-501
Nozzle holder .. .	1949-54	BKB35S87	Primer	1949-54	BFPUE2-54Z
Nozzle	1949-54	BDL110S6133	Filter	1949-54	BFA5P1

(Perkins P6V Engine 1949-54)

Fuel pump	1949-52	BPE6A60Q310S6237	Feed pump	1949-52	BFPK22N68
"	1953-54	BPE6A60S310S6321	"	1953-54	BFPK22P68
Governor	1949-54	BPEMZ80A99	Pre-filter	1949-54	BFJSJ1-501
Coupling	1949-54	BZKG31-538	Primer	1949-54	BFPUE2-54Z
Nozzle holder .. .	1949-54	BKB35S87	Filter	1949-54	BFA5P1
Nozzle	1949-54	BDL110S6133			

(B.M.C. 5.1 litre Engine, 5 ton 1955)

Fuel pump	1955	AAR6A75-3E	Venturi	1955	BEPK50-50-106
"	1955	AAR6A75-72E	Nozzle holder .. .	1955	BKBL67S668
Governor	1955	LP16	Nozzle	1955	BDLL150S6194
Coupling	1955	BZKG31-9Z	Filter	1955	F2-9

* See Supersession Chart § Serviced by C.A.V. Ltd. L.H. .. Left hand R.H. .. Right hand L.H.D. .. Left hand drive R.H.D. .. Right hand drive

Note. Before ordering Steering Column Controls refer to the detailed parts section (P)



AUSTIN Series III Trucks and Prime Mover 3 and 5 ton 1956-59: 4 ton 1957-59: 3 ton (303), 4 ton (403) and 5 ton (503) Normal Control 1960

Unit	Year	Part No.	Unit	Year	Part No.	Unit	Year	Part No.
Ammeter (F.C.) ..	1956-59	36099F/H	LAMPS—continued			SWITCHES—continued		
(when fitted) ..	1960	36280A	Head, Home			Lighting (F.C.) ..	1956-59	*31432A/E
Battery (Petrol) ..	1956-59	GT11A	R.H.D., dip left ..	1956-60	51515F/H	Knob	—	316156
(Diesel)	1960	BT11A	Head, Export			Panel	1956-60	*31498A
Bulb holder, panel (F.C.) ..	1956-60	MT19E	R.H.D., dip left ..	1956-60	51515F/H	Knob	—	312871
" (N.C.)	1958-59	39007A	L.H.D., dip right ..	1956-60	51516H/J	Solenoid, starting motor	1956-60	*76411E
"	1959-60	39010A	Head, Export Europe			Solenoid operating ..	1956	31253A
"	1959-60	554734	(not France)	1956-59	51517F/H	" Later	1957-58	*31669A
"	1956-60	987	(except France & Sweden)			"	1959-60	31719A
Coil, ignition	1956-60	*45053	Later	1959-60	58274A	Knob	1956-60	317376
" (high speed		D/M	Head, Export France ..	1956-59	51518F	Stop lamp	1956-60	31281B
engine)	1959	*45054K	" Later	1959-60	58275A	Spring (when fitted) ..	—	315746
Control box	1956	37183A/H	Head, Export Sweden ..	1959-60	58452A	Stop lamp (Prime Mover)	1958	31082E
Petrol	1956	37182B	Number plate illumination	1956-60	53101H	Windshield wiper (F.C.)	1956-59	*31498A
Diesel	1956-60	37182B/K	Side (F.C.)	1956-59	*52286A/D	Knob	—	312872
Petrol and Diesel	1957-60	40327F	(N.C.)	1956-60	52260B/E	Warning lights		
Distributor (3 ton) ..	1956-57	*40472A	Stop tail	1956-60	53178F/H	Ignition	1956-58	*38091A
" (5 ton)	1956-57	*40472A/B	Reflex reflector			" (F.C. only) ..	1959	*38091A
"	1958-60	40308F/H	Amber	1956-60	57045A	Main beam	1956-58	*38127A
" (high speed engine)	1959	53010A	Red	1956-60	57044A	" (F.C. only)	1959	*38127A
Flasher unit (when fitted)	1958-60	033240	Relay, horn (when fitted)	1959-60	*33116B	Holder	1959-60	304994
Fuse box	1956-60		Relay, starting switch (with			Bulb holder, ignition or		
Generator			C.A.V. starter)	1960	33229A	no charge	1959-60	863511
Petrol	1956	*22483A	Starting motor			Bulb holder, main beam	1959-60	554734
" Later	1956	*22483B	Petrol	1956-60	26043A	ditto (alternative)	1959-60	39020B
Diesel	1956	22258D	Diesel			Bulb	—	987
" Later	1956	22258E	(serviced by C.A.V.) ..	1956	SP512-3	Windshield wipers (F.C.)		
Petrol and Diesel	1957-59	22258E/F	3 and 4 ton (Diesel) ..	1957	26122A	Motor	1956	75251A
High speed engine	1959	*22483D	5 ton and Prime Mover	1958-60	26135A	" Later	1956-59	75298A/D
Generator	1960	22700D	(Diesel, serviced by			"	1959	75298F
" (temporary			C.A.V.)	1957	1340030	Wheelbox	1956-59	72676A/B
" alternative)	1960	*22704A	ditto	1958-59	1320021	Crosshead and rack assy.	1956-59	743235
" (B.R.S.)	1959-60	22299A	ditto	1960	1320023	Outer casing		
" (B.R.S., I.R.)	1959-60	22300A	SWITCHES			Motor to wheelbox ..	1956-59	743777
Horn			Flasher (when fitted) ..	1958-60	31635A/B	Wheelbox to wheelbox ..	1956-59	743778
Low note (special orders)	1959-60	69046F	Heater/Fan (F.C.) ..	1956-59	*31498A	End tube	1956-59	740746
High note	1959-60	69047F	Knob	—	312892	Ferrule, casing retaining	1956-59	740715
Horn push and dipper ..	1956-60	31438A/B	Heater/Fan (N.C.) ..	1956-59	78260A	Arm	1956-59	741810
Junction box	1956-60	78264A	Knob	—	768473	Blade (11")	1956	737883
" (when flashers			Heater/Fan	1960	78356A	" (12") Later	1956-59	737886
fitted)	1958-60	78266B	Knob	—	54332086	Windshield wipers (N.C.)		
LAMPS			Ignition and lighting or			Motor	1956-60	*75285A/F
Flasher, cab (when fitted)	1958-60	Serviced by	master (N.C.)	1956-60	31270B/E	Arm	1956-60	735072
"		Butlers	Knob	—	316285	Blade (9")	1956-60	727803
Flasher, rear (when fitted)	1958-60	53358D	Ignition or master (F.C.)	1956-59	*31484A/B	" (10", special	1959-60	*737799

§ FUEL INJECTION EQUIPMENT
(B.M.C. 5.1 litre Engine, 5 ton 1956-60)

Unit	Year	Part No.	Unit	Year	Part No.
Fuel pump	1956-60	AAR6B75-72E	Venturi Later	1957-60	BEPK50-50-120
Governor	1956-58	LPB16	Nozzle holder	1956-60	BKBL67S668
"	1959-60	LPE14	Nozzle	1956-60	BDLL150S6194
"	1956-60	BZKG31-9Z	Filter	1956-59	F2-9
Coupling	1956-57	BEPK50-50-106	" Later	1959-60	F2B-9

AUSTIN S200 1½ ton (2.2 litre Petrol and Diesel), T200 2 ton, (304) 3 ton and (404) 4 ton (4 litre Petrol and 3.4 litre Diesel) Series IV F.G. Trucks 1960

Ammeter	1960	36256A	LAMPS—continued			SWITCHES—continued		
Battery (Petrol) ..	1960	BT11A	Head, Export Europe			Lighting, flasher and horn		
(Diesel)	1960	MT19E	(except France & Sweden)	1960	58286A	push	1960	31791B
Coil, ignition	1960	*45113A/D	Head, Export France ..	1960	58287A	Panel	1960	31780D
Control box	1960	37283D	Head, Export Sweden ..	1960	58459A	Solenoid, starting motor		
Distributor			Interior	1960	56062D	(Petrol)	1960	76465A
2.2 litre (Petrol) ..	1960	40705B	Base	—	535380	Starter, heater or ignition	1960	31829B
4 litre	1960	40673D	Number plate illumination	1960	53101H	ditto Later	1960	34299A
Flasher unit	1960	35020A	Side	1960	52466A	Stop lamp	1960	31802B
Fuse box	1960	033285	Stop tail	1960	53564B	Windshield wiper ..	1960	31780D
Generator	1960	22700D	Reflex reflector			Warning lights		
" (temporary			Amber	1960	57045A	Bulb holder, ignition and		
" alternative)	1960	*22704A	Red	1960	57044B	oil pressure	1960	863511
Horn			" (alternative)	1960	57033A	Bulb	—	987
Low note	1960	69046F	Relay, horn (when fitted)	1960	*33116B	Windshield wipers		
High note (optional) ..	1960	69047F	Starting motor			Motor	1960	75353A/B
LAMPS			2.2 litre (Petrol) ..	1960	25521D	Link set	1960	745964
Flasher, cab	1960	53744A	4 litre	1960	26043A	Arm, right hand crank	1960	54711068
Flasher, rear	1960	53358D	2.2 litre (Diesel) ..	1960	26166A	" left hand crank ..	1960	54711069
Head, Home			3.4 litre	1960	26167A	Blade	1960	54711074
R.H.D., dip left ..	1960	*51780D	SWITCHES					
Head, Export			Heater	1960	31788B			
R.H.D., dip left ..	1960	*51780D	Interior light	1960	31780D			
L.H.D., dip right ..	1960	*51781D						

* See Supersession Chart
R.H.D. .. Right hand drive

§ Serviced by C.A.V. Ltd.

N.C. .. Normal Control

F.C. .. Forward Control

L.H.D. .. Left hand drive

continued

Note. Before ordering Steering Column Controls refer to the detailed parts section (P)



AUSTIN 2/5 ton Petrol Tanker 1946-55—continued

Unit	Year	Part No.	Unit	Year	Part No.	Unit	Year	Part No.
LAMPS			LAMPS—continued			SWITCHES—continued		
Dash	1952-55	63000A	Tail and number plate ..	1946-55	*53041B	Solenoid, starting motor ..	1952-55	76422A/D
Head, Home			ditto Later	1955	*53417A	Solenoid operating ..	1952-55	*31071A
R.H.D., dip left (L.H.)	1946-47	50713A	"	1946-48	*62521D	Starting motor ..	1946-48	*76420B
" (R.H.)	1946-47	50714A	Mirror			Stop lamp ..	1946-48	31281B
" (L.H.)	1948	*50602A	Reflex reflector			Spring	1946-48	315726
" (R.H.)	1948	50603A	Red	1952-55	57044A	"	1952-55	315746
R.H.D., dip left			Amber	1952-55	57045A	Warning light holder ..		
(L.H. and R.H.) ..	1952-55	51258A/B	Starting motor	1946-48	270545		1955	304994
Head, Export			"	1952-55	26066A	Windshield wipers		
R.H.D., dip left			SWITCHES			Motor	1946-48	75130A
(L.H. and R.H.) ..	1952-55	51258A	Battery cut-off	1955	1824890	"	1955	75130A
L.H.D., dip right ..	1952-55	51259A	Dipper	1952-55	*31336A	Arm	1946-48	*735096
Side	1946-55	52034A	Heater/Fan	1955	*78239A	"	1955	*735096
Stop	1955	53437A	Knob		768473	Blade	1946-48	727803
Tail and number plate			Ignition and lighting ..	1946-48	*344910	"	1955	727802
(alternative)	1955	*53436A	"	1952-55	31270A	"	1955	727802
			Knob	—	316285			

AUSTIN 3/4 and 3/5 ton Petrol Tanker, Series III, 1957-60

Ammeter	1957-60	36099F/H	Reflex reflector			SWITCHES—continued		
Battery (Petrol)	1957-60	GT11A	Amber	1957-60	57045A	Trafficator	1959-60	*31367B
(Diesel)	1957-60	MT19E	Red	1957-60	57044A	Windshield wiper (F.C.) ..	1957-60	*31498A
Bulb holder, panel (F.C.)	1959-60	39007A	Starting motor			Knob	—	312872
" (N.C.)	1959-60	39010A	Petrol	1957-58	26043A	Trafficators		
"	1959-60	554734	"	1959-60	26066A	(when fitted)	1959-60	54050A
"	1959-60	987	Diesel (3 and 4 ton) ..	1957-60	26136A	Warning lights		
Bulb	1957-60	*45021A	Diesel (5 ton) ..			Ignition or no charge		
Coil, ignition	1957-60	37182B/H	"	1958-59	1320031	(F.C.)	1957-59	*38091A
Control box	1957-59	37182J	"	1960	1320033	Main beam (F.C.) ..	1957-58	*38127A
" Later	1959	37182K	"			Holder (N.C.)	1959-60	304994
"	1959-60	37182L	SWITCHES			Bulb holder, ignition or		
Distributor	1957-60	40556A	Battery cut-off			no charge (N.C.) ..	1959-60	863511
Flasher unit (when fitted)	1959-60	35010A	(served by C.A.V.) ..	1957-60	1824890	Bulb holder, main beam		
Fuse box	1957-58	033240	Flasher (when fitted) ..	1959-60	*31635B	(N.C.)	1959-60	554734
" (served by			Heater/Fan (when fitted)			(N.C., alternative) ..	1959-60	39020B
" C.A.V.)	1958-60	1800700	F.C.	1957-60	*31498A	Bulb	1959-60	987
Generator	1957-60	22268D/E	Knob	—	312892	Windshield wipers (F.C.)		
Horn			N.C.	1957-60	78260A	Motor	1957-60	75301A/E
Low note (optional) ..	1959-60	69046F	Knob	—	768473	Wheelbox	1957-60	72676A/B
High note (optional) ..	1959-60	69047F	N.C.	1957-60	*31484A/B	Crosshead and rack assy.		
Horn relay (when fitted)	1959-60	*33116B	Knob	—	316156	Cut to 45°	1957-60	743235
Horn push and dipper ..	1959-60	31438A	Ignition or master (F.C.)	1957-60	*31484A/B	Outer casing		
Junction box	1959-60	78264A	Lighting (F.C.)	1957-60	*31432A/E	Motor to wheelbox ..	1957-60	743777
LAMPS			Knob	—	316156	Wheelbox to wheelbox ..	1957-60	743778
Dash	1959-60	63000A	Lighting and ignition or			End tube	1957-60	740746
Flasher, cab (when fitted)	1959-60	Served by	master (N.C.)	1957-60	31270B/E	Ferrule, casing retaining	1957-60	740715
		Butlers	Panel	1957-60	*31498A	Arm	1957-60	741810
Flasher, rear	1959-60	53358D	Knob	—	312871	Blade	1957-60	737886
Head, Home			Solenoid, starting motor	1957-58	*76411E	Windshield wipers (N.C.)		
R.H.D., dip left ..	1957-60	51878A	"	1959-60	76422D	Motor	1957-60	75130B
Head, Export			"	1957	31425A	Arm	1957	735072
R.H.D., dip left ..	1957-60	51878A	" Later	1957-58	*31669A	"	1958-60	*735055
L.H.D., dip right ..	1957-60	51879A/B	Knob	1957-60	31719A	Blade	1957	727803
Head, Export Europe			"	1957-60	317376	"	1958-60	727802
(not France)	1957-60	51880A/B	Stop lamp	1957-60	31281B			
Side (F.C.)	1957-60	*52306A/B	Spring (when fitted) ..	1957-60	*315723			
" (N.C.)	1957-60	52307B	Insulating cap	1959-60	236741			
Stop tail and number plate	1957-60	*53534A/B						

AUSTIN B.M.C. 7 ton Series III Petrol Tanker 1958 (5.1 litre Diesel engine)

Ammeter	1958	36212B	LAMPS—continued			SWITCHES—continued		
Battery	1958	MT19E	Side	1958	*52306B	Trafficator	1958	*31367A/B
Control box	1958	37182H	Stop tail and number plate	1958	*53534B	Windshield wiper	1958	*31498A
Fuse box	1958	033240	Reflex reflector			Knob	—	312872
" (served by			Amber	1958	57045A	Warning lights		
" C.A.V.)	1958	1800700	Red	1958	57044A	Bulb holder	1958	863511
Generator	1958	22268D	Starting motor			Bulb	—	987
Horn push and dipper ..	1958	31438A	(served by C.A.V.) ..	1958	1320021	Windshield wipers		
Junction box	1958	78264A	SWITCHES			Motor	1958	75301D
LAMPS			Cut-off			Wheelbox	1958	72676B
Dash	1958	63000A	(served by C.A.V.) ..	1958	1824890	Crosshead and rack assy.	1958	743235
Head, Home			Lighting and master ..	1958	31567B	Outer casing		
R.H.D., dip left ..	1958	51882A/B	Knob	—	316435	Motor to wheelbox ..	1958	743777
Head, Export			Panel	1958	*31498A	Wheelbox to wheelbox ..	1958	743778
R.H.D., dip left ..	1958	51882A/B	Knob	—	312871	End tube	1958	740746
L.H.D., dip right ..	1958	51883A/B	Solenoid, starting motor	1958	*76411E	Ferrule, casing retaining	1958	740715
Head, Export Europe			Solenoid operating ..	1958	*31669A	Arm	1958	741810
(not France)	1958	51884A/B	Knob	—	317376	Blade	1958	737886

§ FUEL INJECTION EQUIPMENT (B.M.C. 5.1 litre Engine)

Unit	Year	Part No.	Unit	Year	Part No.
Fuel pump	1958	AAR6B75-72E	Nozzle holder	1958	BKBL675668
Governor	1958	LPE14	Nozzle	1958	BDLL150S6194
Coupling	1958	BZKG31-9Z	Filter	1958	F2-9
Venturi	1958	BEPK50-50-120			

* See Supersession Chart § Served by C.A.V. Ltd. N.C. .. Normal Control F.C. .. Forward Control L.H. .. Left hand R.H. .. Right hand
L.H.D. .. Left hand drive R.H.D. .. Right hand drive



AUSTIN Coach 1947-50: Series II 1951-55

Table with columns: Unit, Year, Part No., Unit, Year, Part No., Unit, Year, Part No. Includes sections for Battery, Coil, Control box, Fuse box, Horn, Junction box, LAMPS, and Reflex reflector.

§ FUEL INJECTION EQUIPMENT (Perkins P6V Engine 1947-54)

Table with columns: Unit, Year, Part No., Unit, Year, Part No. Includes Fuel pump, Governor, Coupling, Nozzle holder, Nozzle.

(B.M.C. 5.1 litre Engine 1955)

Table with columns: Unit, Year, Part No., Unit, Year, Part No. Includes Fuel pump, Governor, Coupling.

AUSTIN Coach Series III 1957-60

Table with columns: Unit, Year, Part No., Unit, Year, Part No., Unit, Year, Part No. Includes Ammeter, Battery, Diesel, Petrol and Diesel, Bulb holder, N.C., Coil, Control box, Distributor, Flasher unit, Fuse box, Generator, Horn, Low note, High note, Horn relay, Horn push and dipper, Junction box, LAMPS, Flasher, cab, Flasher, rear, Head, Home, Head, Export, L.H.D., Head, Export, R.H.D., Side, Stop tail, Reflex reflector, Switches, Flasher, Heater/Fan, Knob, N.C., Ignition or master, Lighting, Knob, Panel, Knob, Lighting and ignition or master, Knob, Panel, Knob.

* See Supersession Chart R.H. ... Right hand L.H.D. ... Left hand drive N.C. ... Normal Control F.C. ... Forward Control L.H. ... Left hand ... continued Note. Before ordering Steering Column Controls refer to the detailed parts section (P) A39



AUSTIN Coach Series III 1957-60—continued

§ FUEL INJECTION EQUIPMENT (B.M.C. 5.1 litre Engine)					
Unit	Year	Part No.	Unit	Year	Part No.
Fuel pump	1957-60	AAR6B75-72E	Venturi	Later	
Governor	1957-58	LPB16	Nozzle holder	1957-60	BEPK50-50-120
.. .. .	1959-60	LPE14	Nozzle	1957-60	BKBL67S668
Coupling	1957-60	BZKG31-9Z	Filter	1957-59	BDLL150S6194
Venturi	1957	BEPK50-50-106	1959-60	F2-9
			Later	F2B-9

AUSTIN 10 cwt. 'Gipsy' 1958-60

Unit	Year	Part No.	Unit	Year	Part No.	Unit	Year	Part No.
Ammeter	1958-60	36099H	LAMPS—continued			SWITCHES—continued		
Battery (Petrol)	1958-59	GT9A	Head, Export			Flasher	1958-60	*31635A/B
.. .. .	1960	BT9A	R.H.D., dip left	1958-60	*51780A/E	Ignition and lighting	1958-60	31270B/F
.. .. . (Diesel)	1958-60	MT15E-6	L.H.D., dip right	1958-60	*51781A/E	Knob	1958-60	316285
Coil, ignition	1958-60	*45053J/M	Head, Export Europe			Panel	1958-60	*31498A
Control box	1958-59	37182H	(not France)	1958-59	*51782A/D	Knob	—	312871
.. .. .	Later	1959	(except France & Sweden)			Solenoid, starting motor		
.. .. .	1960	37182J	Head, Export France	1959-60	58286A/B	(Petrol)	1958-60	*76411E
Distributor	1958-59	40583A/B	1958-59	*51783A/B	Solenoid operating		
.. .. .	Later	1959-60	Head, Export Sweden	1959-60	*51782A/D	(Petrol)	1958-60	31253E
.. .. .	1960	40583F & J	1960	58459A/B	Knob	—	317376
Flasher unit	1958-60	35010A	Number plate illumination			Starter and heater		
Fuse box	1958-60	033240	Side	1958-60	52391A/B	(Diesel)	1958-60	*31629J
Generator	1958-59	22258F	Stop tail and reflex	1958-59	53520B	Stop lamp	1958-60	31082E/J
.. .. . (when rev. counter			1959-60	53520D	Trailer socket		
.. .. . fitted)	1959-60	22265E	1958-60	576401	(when fitted)	1958-60	82061A
.. .. .	1960	22700D	Grommet	1958-60	25521D	Warning lights		
.. .. . (temporary			Starting motor (Petrol)	1958-60	26153B/D	Bulb holder, ignition or		
.. .. . alternative)	1960	*22704A (Diesel)	1958-59	26153F/H	no charge	1959-60	863511
LAMPS			1959-60	78106A	Bulb holder, main beam	1959-60	554734
Flasher, front and rear	1958-60	52337A	Suppressor (when fitted)			Bulb	—	987
Flasher, front (N. America)			SWITCHES			Windshield wipers		
Flasher, rear (N. America)			Change-over			Motor	1958-60	*75285F
Head, Home			(when trailer fitted)	1958-60	31759A/B	Arm	1958-60	735072
R.H.D., dip left	1958-60	*51780A/E	Knob	—	316133	Blade	1958-60	727803
			Dipper and horn push..	1958-60	31438A/B			

§ FUEL INJECTION EQUIPMENT (B.M.C. 2.2 litre Engine)					
Unit	Year	Part No.	Unit	Year	Part No.
Fuel pump	1958-60	BPE4A65U210S6355EL	Nozzle holder	1958-60	BKB35S668
Governor	1958	BEPAMZ80A131	Nozzle	1958-60	BDN12SP6A
.. .. .	1959-60	BEPBMZ80A131	Filter	1958-59	F2-9
Venturi	1958-60	BEPK42-42-111S	1960	F2B-9

AUSTIN 10 cwt. 101 Van 1958-60

Unit	Year	Part No.	Unit	Year	Part No.	Unit	Year	Part No.
Ammeter	1958-60	*36113A	LAMPS			Starting motor	1958-59	25022M
Battery	1958-60	BT7A	Flasher, rear (optional)	1959-60	53362D	1960	25022N/Q
Bulb holder, panel light	1958-60	39020A	Flasher, side (optional)	1959-60	53359D	Suppressor (when fitted)	1958-60	78106A
Bulb	—	987	Head, Home			SWITCHES		
Coil, ignition	1958-60	*45053J/M	R.H.D., dip left	1958-60	51023E	Flasher (when fitted)	1959-60	31476B/D
Control box	1958-59	37182H	Head, Export			Ignition and lighting	1958-60	*34018A
.. .. .	Later	1959-60	R.H.D., dip left	1958-60	51023E	Solenoid, starting motor	1958-60	*76443A
.. .. .	1960	37182J	L.H.D., dip right	1958-60	51025F	Solenoid operating	1958-60	*31071A/B
Distributor	1958	*40499A	Head, Export Europe			Stop lamp	1958-60	31082E/J
.. .. .	Later	1958-60	(not France)	1958-59	51024E	Warning lights		
.. .. .	1960	*40499B/D & F	(except France & Sweden)			Ignition	1958-60	*38013B
Flasher unit (optional)	1959-60	35010A	1959-60	58295A	Main beam	1958-60	38052B
Fuse box	1958-60	033239	Head, Export Sweden	1959-60	58464A	Windshield wipers		
Generator	1958-59	22258F	Head, Export U.S.A.	1958-59	51682A	Motor	1958-60	75097B
.. .. .	1960	22700D	Number plate illumination			Arm	1958-60	735065
.. .. . (temporary			Side	1958-60	52139E	Blade	1958-60	727803
.. .. . alternative)	1960	*22704A	Stop tail	1958-60	53178F/H			
Horn	1958	*069213	Reflex reflector	1958	57052B			
.. .. .	1959-60	69046F	ditto	1959-60	57116A			
Horn push and dipper			ditto (with bumpers)					
switch	1958-60	31326A	ditto ditto	1959-60	57131A			
			ditto (special orders)	1960	57031D			

AUSTIN 152 'Omniccoach', 'Omnictruck' and 'Omnicvan' 1957-60

Unit	Year	Part No.	Unit	Year	Part No.	Unit	Year	Part No.
Ammeter	1957-60	*36225A/B	Coil, ignition	1957-60	*45053	Flasher unit	1957-60	35010A
Battery	1957-58	GT9A-3	Control box	1957-59	37182B/H	Fuse box	1957-60	033239
.. .. .	1959-60	BT9A	1959	37182J	Generator	1957-59	22258E/F
Bulb holder, panel light	1958	863511	1960	37183L	1960	22700D
ditto	Later	554734	Distributor	1957	*40427F (temporary		
Bulb	1958-60	987	1958	*40499A alternative)	1960	*22704A
Circuit breaker, windshield			1958-60	*40499B/D & F	Horn	1957-60	69046E/F
wipers	1957-58	78316A	1960	*40499E & H			

* See Supersession Chart

§ Serviced by C.A.V. Ltd.

L.H.D. .. Left hand drive

R.H.D. .. Right hand drive

continued



AUSTIN 152 'Omniccoach', 'Omnitruck' and 'Omnivan' 1957-60—continued

Unit	Year	Part No.	Unit	Year	Part No.	Unit	Year	Part No.
LAMPS			Starting motor	1957	25022A/L	Windshield wipers		
Flasher, side	1957-60	53362A/B	"	1958-59	25022M	Motor	1957	75300A/D
Head, Home			"	1960	25022N/Q	"	1958-60	75347A
R.H.D., dip left	1957-60	51344B/E	Steering column control	1957	32965B	"	1957-58	*72665A
Head, Export			"	1957-60	32965D/E	Wheelbox	1958-60	72711A
R.H.D., dip left	1957-60	51344B/E	Stator tube	1957-60	331739	"	Later	
L.H.D., dip right	1957-60	*51345D/E	Suppressor (when fitted)	1959-60	78106A	Crosshead and rack assy.	1957-60	743950
Head, Export Europe (not France)			SWITCHES			Outer casing		
(except France & Sweden)	1957-59	51346B/D	Dipper	1957-60	31284A/D	Motor to wheelbox	1957-58	743920
Later	1959-60	58272A/B	Heater (when fitted)	1958-60	31126E	"	Later	54710280
Head, Export France	1957-59	51411B	Knob	1957-60	316162	End tube	1957-60	740746
Later	1959-60	58273A/B	Ignition and lighting	1957-60	31270A/F	Ferrule, casing retaining	1957-58	740715
Head, Export Sweden	1959-60	58451A/B	Knob	1957-60	*316724	Arm, left hand	1957	741839
Number plate illumination	1957-60	53101H/J	Interior light (Coach)	1957-60	31544A/B	"	1958	744134
Roof (driving cab)	1957-59	56062B	" (driving cab)	1957-60	*31557A	"	1958-59	54710233
"	1959-60	56062D	Knob	1957-60	316144	"	1960	741838
" (Coach)	1958-59	56063B	Starting motor	1957-60	76423A	"	1958	744133
Later	1959-60	56063D	Knob	1957-60	764469	"	1957	741838
Side	1957-58	*52182D	Stop lamp	1957-60	31082E/J	"	1958	744133
"	1959-60	52436A	Windshield wiper	1957-60	*31557A	"	1958-59	54710232
Stop tail, flasher and reflex ditto (N. America)	1957-60	53479A/D	Knob	—	316393	"	1960	54711530
Mirror (hinged door)	1957-58	53634A	Warning lights			Blade	1957	737895
"	1959-60	062620	Bulb holder, ignition	1959-60	863511	"	1958	*737907
"	1959-60	062639	" main beam	1959-60	554734	"	1958-59	*737940
" (sliding door)	1957-58	062619	Bulb	—	987	"	1960	54711284
"	1959-60	062638	Flasher	1957-60	*38155A			

AUSTIN 1½/2 ton 30I Range (except 30I F.C., see page A34) 1957-60

Ammeter	1957-60	36125B	LAMPS—continued			SWITCHES—continued		
Battery (Petrol)	1957-59	GT11A	Head, Export			Lighting	1957-60	*31251A/D
" (Diesel)	1960	BT11A	R.H.D., dip left	1957-59	51344B	Knob	—	*316117
Bulb holder, panel light	1957-60	39010A	Later	1959-60	51344D/F	Panel	1957-60	*31557A
" speedo	1957-60	39007A	L.H.D., dip right	1957-60	*51345D/F	Knob	—	316132
Bulb	—	987	Head, Export Europe (not France)	1957-60	51346B/L	Solenoid, starting motor (Diesel)	1957-60	*76443A
Coil, ignition	1957	*45054D	(except France & Sweden)			Starting motor (Petrol)	1957-60	76423A
Control box	1958-60	*45053J/M	Later	1959-60	58272A/B	Coupling	—	764428
"	1957-59	37182D/H	Head, Export France	1959-60	58273A/B	Warning lights		
"	1959-60	37182J	Head, Export Sweden	1959-60	58451A/B	Ignition	1957-60	38049A
"	1960	37182K	Head, Export U.S.A.	1959	51467B	Main beam	1957-60	38052B
Distributor	1957-58	40496A	"	1960	*58499A	Windshield wipers		
"	1959-60	40496B/D & F	Number plate illumination	1957-60	53101H/J	Motor	1957-60	75146A/B
"	1960	40496E & H	Side	1957-60	52139E	Wheelbox	1957-60	72624H
Fuse box	1959-60	033239	Stop tail	1957-60	53178F/H	Crosshead and rack assy.		
Generator	1957-59	22258E/F	Reflex reflector	1957-58	57052B	Left hand drive	1957-60	738499
"	1960	22700D	ditto	1959-60	57116A	Right hand drive	1957-60	738987
" (temporary alternative)	1960	*22704A	ditto (with bumpers)	1959-60	57131A	Outer casing		
Horn	1957-58	*069213	Starting motor (Petrol)	1957-60	26043A	Motor to wheelbox	1957-60	739870
"	1959-60	69046F	" (Diesel)	1957	26122A/D	Wheelbox to wheelbox (Left hand drive)	1957-60	*739974
Horn push and dipper	1957-60	*31305A	"	1958-59	26135A/D	Short, wheelbox	1957-60	740031
Junction box	1957-60	78265A	Suppressor (when fitted)	1960	26051J/K	Ferrule, casing retaining	1957-60	738410
LAMPS			SWITCHES			Arm, left hand	1957-60	737639
Head, Home			Fuel gauge (Diesel)	1958-60	*31294A/B	" right hand	1957-60	737640
R.H.D., dip left	1957-59	51344B	Ignition	1957-60	31187D/E	Blade	1957-60	727803
Later	1959-60	51344D/F						

BARRETT, W. & F. Invalid Carriage 1949-54

Battery	1949-54	SLG11E	LAMPS—continued			SWITCHES—continued		
Coil, ignition	1951-54	*45016A	Side	1949-52	*A52003A	Ignition and lighting	1951	*34075A
Control box	1949-50	*37054E	"	1953-54	*A52040A	Starting motor (special orders only)	1949-51	76428A
"	1951	37081E/H	Tail and number plate	1949-54	*A53007B	ditto	1952-54	76423A
"	1952-54	37062E	Starting motor (special orders only)	1949-51	25032A	Coupling	1952-54	764428
Generator	1949-54	22008B	ditto	1952-54	25037A/B	Trafficator (special orders only)	1952-54	31379A
Horn	1949-54	*069214	SWITCHES			Trafficators (special orders only)	1952-54	053831
Horn push	1949-54	76204A	Dipper	1949-51	*380521	Warning lights	1952-54	*38012B
LAMPS			"	1952-54	*31278A			
Head	1949-50	*50706A						
"	1951-54	*50306D						

BARRETT, W. & F. 'Midget' All-weather Invalid Car 1954

Horn	1954	*70092A	SWITCHES			Trafficators	1954	54053A
LAMPS			Dipper	1954	*31278A	Windshield wipers		
Head	1954	51076A	Lighting	1954	31126B	Motor	1954	*75127A
Side	1954	*A52157A	Knob	—	*315044	Arm	1954	735099
Stop tail and number plate	1954	*53269A	Starting motor	1954	76427B	Blade	1954	727707
Mirror	1954	062562	Stop lamp	1954	*31109B			
			Spring	—	315543			
			Trafficator	1954	31379A			

* See Supersession Chart L.H.D. ... Left hand drive R.H.D. ... Right hand drive

Note. Before ordering Steering Column Controls refer to the detailed parts section (P)



BARRETT, W. & F. All-weather Invalid Car: 147 c.c. 1953-54 and 197 c.c. 1955

Unit	Year	Part No.	Unit	Year	Part No.	Unit	Year	Part No.
Battery	1953-54	SLG11E	Starting motor (modified)	1953-55	25037A	Trafficators	1953	*54043A
"	1955	SLT11E				" Later	1953	*54042A
Horn	1954-55	*70092A	SWITCHES			"	1954	54046A/D
Horn push	1954-55	76204A	Dipper	1953-55	*31278A	" Later	1954	053977
Junction box	1955	78266A	Lighting	1953-55	*31159A	"	1955	053980
LAMPS			Knob	—	*315044	Windshield wipers		
Head	1953-55	51076A	Starting motor	1953-55	76427B	Motor	1953-55	*75121A
Parking	1953-54	*A52040A	Stop lamp	1953-54	*31109B	Arm	1953	735097
Side	1955	*52066A	"	1955	31281A	" Later	1953-55	735099
Stop tail and number plate	1953-54	*53182B	Spring	1953-55	315543	Blade	1953	727803
"	1955	*53269A	Trafficator	1953-54	31379A	" Later	1953-55	727707
Mirror	1953-54	062571	"	1955	31127A			

BATAVUS 3-wheeler 1949

Unit	Year	Part No.	Unit	Year	Part No.	Unit	Year	Part No.
Horn	1949	70048D	LAMPS—continued			SWITCHES		
LAMPS			Stop tail and number plate	1949	*A53056A	Lighting	1949	31201B
Side	1949	*52117A				Knob	—	314026

BEARDMORE Taxi Mk. VII (Ford 'Consul' Engine) 1955-58

Unit	Year	Part No.	Unit	Year	Part No.	Unit	Year	Part No.
Ammeter	1958	36252A	LAMPS—continued			SWITCHES—continued		
Battery	1955-58	STXW13A	Side and flasher	1955-58	52240A/B	Starting motor	1955-58	76427B
Coil, ignition	1955-58	*45020B	Stop tail and flasher	1955-58	53178F	Windshield wiper	1958	*31515A
Control box	1955-56	*37139E	Mirror	1955-57	*620128	Knob	—	*316491
"	1957-58	37183H	" Later	1957-58	*062511	Warning lights		
Distributor	1955-56	*40244A	Reflex reflector	1955-58	57031B	Direction indicator	1955	38112A
"	1957-58	40512A	Starting motor	1955-58	25022A/L	Hire sign bezel and glass	1955-58	304085
Flasher unit	1955-58	*35003A	SWITCHES			Ignition	1955	38118A
Fuse box (1.25 amp.)	1955-58	*37130A	Battery master	1955-58	*76604B	Oil	1955	38119A
" (4.25 amp.)	1955-58	*37137A	Dipper	1955-58	31284A	Windshield wipers		
Generator	1955-58	22483A	Flasher	1955-58	31250H	Motor	1958	75212A
Horn	1955-58	69054A	Knob	—	311149	Wheelbox	1958	72660B
Horn push	1955-58	76205B	Foglamp	1955	*31410A	Crosshead and rack assy.	1958	743221
Inspection lamp sockets	1955	*545072	"	1956-58	*31515A	Outer casing		
Junction box	1955-58	78266A	Knob	1955-58	*316499	Motor to wheelbox	1958	743940
LAMPS			Ignition and lighting	1955-58	*31288A	Wheelbox to wheelbox	1958	54710180
Flasher, rear	1955-58	53359A/D	Knob	—	*312813	End tube	1958	740746
Head, Home	1955	51344A	Panel	1955-58	*31515A	Arm	1958	741810
"	1956-58	51344B	Knob	—	*316492	Blade	1958	737886
Number plate illumination	1955-58	53101H						

BEDFORD 5/6 cwt. Van 1946-47

Unit	Year	Part No.	Unit	Year	Part No.	Unit	Year	Part No.
Battery	1946-47	SG11E	LAMPS			SWITCHES		
Coil, ignition	1946-47	*45014A	Head, Home			Dipper	1946-47	31284A
Control arm	1946-47	*310750	R.H.D., dip left	1946-47	50199D	Ignition and lighting	1946-47	*34010D
Control box	1946-47	*37033A	" non-dip	1946-47	50200D	Panel	1946-47	*359350
Distributor	1946-47	*410041	Side	1946-47	*52032A	Starting motor	1946	764248S
Generator	1946-47	22451A	Stop tail and number plate	1946-47	*53071B	"	1947	*76413D
Horn	1946-47	*70025D	Starting motor	1946	*255998	Terminal block	1946-47	37101A
			"	1947	25515B/D			

BEDFORD 10/12 cwt. Van 1946-52

Unit	Year	Part No.	Unit	Year	Part No.	Unit	Year	Part No.
Battery	1946-47	SG11E	LAMPS			LAMPS—continued		
"	1948-52	GT7A	Head, Home			Stop tail and number plate	1946-52	*53008B
Coil, ignition	1946-47	*45014A	R.H.D., dip left (L.H.)	1946-51	50199D	Mirror	1946-47	*62531D
"	1948-52	*45012A/D	" non-dip (R.H.)	1946-51	50200D	Starting motor	1946-47	*255998
Control box	1946-47	*37033A	R.H.D., dip left (L.H.)	1952	*51139A	"	1948	25014A
"	1948-52	37065E	" non-dip (R.H.)	1952	*51138A	" Later	1948-50	25014B
Distributor	1946-48	*410041	Head, Export			"	1951-52	25014D/E
" Later	1948-52	40164A/B	Vertical dip (L.H.)	1950-51	50219A/F	SWITCHES		
Generator	1946-47	22451A	" (R.H.)	1950-51	50220D	Dipper	1946-52	31284A
"	1948	*22250A	R.H.D., dip left (L.H.)	1952	*51139A	Ignition and lighting	1946-49	*34010D
"	1949-52	*22250E/F	Roof	1950-52	56022D	"	1950-52	34043D
" Later	1952	22258D	Side	1946	*52032A	Panel	1946-50	*359350
Horn	1946-47	*70025D	"	1947-49	*52052A	Starting motor	1946-47	764248S
"	1948-52	*069213	"	1950-52	52154A	"	1948-52	*76414D

BEDFORD 30 cwt. 1946-50

Unit	Year	Part No.	Unit	Year	Part No.	Unit	Year	Part No.
Coil, ignition	1946-50	*45014A	Generator	1946-48	*238184	SWITCHES		
Control box	1946-48	336212	" Later	1948	*22251A	Dipper	1946-50	31284A
"	1948-50	*37079E	Horn	1949-50	*22251E/F	Ignition and lighting	1946-48	34019D
Distributor	1946-47	40033B/D	Mirror	1946-50	*70025D	" Later	1948-50	34043D
"	1948	40033E	Starting motor	1946-50	*62531D	Panel	1946-50	*31285A
" Later	1948-50	40033F/J				Starting motor	1946-50	76428A

* See Supersession Chart L.H. ... Left hand R.H. ... Right hand L.H.D. ... Left hand drive R.H.D. ... Right hand drive



BEDFORD 2/3 and 3/4 ton Trucks 1946-50

Unit	Year	Part No.	Unit	Year	Part No.	Unit	Year	Part No.
Coil, ignition	1946-50	*45014A	Generator	1946-47	*238184	SWITCHES		
Control box	1946-47	336212	"	1948	*22251A	Dipper	1946-50	31284A
"	1948-50	*37079E	"	1949-50	*22251E/F	Ignition and lighting	1946-48	34019D
Distributor	1946-47	40033B/D	Horn	1946-50	*70025D	" " " Later	1948-50	34043D
"	1948	40033E	Mirror	1946-50	*62531D	Panel	1946-50	*31285A
"	1948-50	40033F/J	Starting motor	1946-50	*270383	Starting motor	1946-50	76428A

BEDFORD 5 ton Truck and Scammell Tractor 1946-50

Coil, ignition	1946-50	*45014A	Generator	1946-47	*238184	SWITCHES		
Control box	1946-48	336212	"	1948-50	*22251E/F	Dipper	1946-50	31284A
"	1948-50	*37079E	"	1946-50	*70025D	Ignition and lighting	1946-48	34019D
Distributor	1946-47	40033B/D	Horn	1946-50	*70025D	" " " Later	1948-50	34043D
"	1948	40033E	Mirror	1946-50	*62531D	Panel	1946-50	*31285A
"	1948-50	40033F/J	Starting motor	1946-50	*270383	Starting motor	1946-50	76428A

BEDFORD 1 1/2 ton K, 4 ton OSA-OLA, 5 ton OSB-OLB, 3 ton MS-ML and 8 ton OSS Scammell Tractor 1951-53

Battery	1951-53	STXT 15E-6	Horn	1951-53	*069399	SWITCHES		
Coil, ignition	1951-53	*45012A/D	LAMPS			Dipper	1951-53	31284A
Control box	1951-52	37065E	Head, side and Stop tail	1951-53	Serviced by Butlers Ltd.	Ignition and lighting	1951-53	34043D
"	1952-53	*37138B	Starting motor	1951-53	25521B/D	Panel	1951-53	*31285A
Distributor	1951-53	40033F/J				Starting motor	1951-52	*76401E
Fuse box	1952-53	033239				"	1953	76438A
Generator	1951-52	*22250E/F				Knob	—	764505
"	1952-53	22258D						

BEDFORD Ambulance 1949-50

Control box	1949-50	*37079E	Generator	1949-50	*22251E/F	Starting motor	1949-50	*270383
Distributor	1949-50	40033F/J						

BEDFORD Bus 1946-50

Coil, ignition	1946-50	*45039A	Fuse box	1946-50	*37137A	SWITCHES		
Control box (serviced by C.A.V.)	1946-50	1687010	Generator (serviced by C.A.V.)	1946-50	1150150	Dipper	1946-50	31284A
Distributor	1946-47	40033B/D	Horn	1946-50	*70026D	Ignition and lighting	1946-50	*34010D
"	1948	40033E	Mirror	1946-50	*62531D	Panel	1946-50	*31285A
"	1948-50	40033F/J	Starting motor	1946-50	*270064	Starting motor	1946-50	76428A

BEDFORD CA Van 1953-60

Battery	1953-57	GT7A	LAMPS			LAMPS—continued		
"	1958-60	BT7A	Flasher, rear	1959-60	53359B	Stop tail	1953-60	53178B/H
Coil, ignition	1953	*45012A/D	" " (N. America)	1959-60	53600A/E	" " (Canada)	1959-60	53564A/D
Control box	1953-56	*37138B/D	Head, Home	1953-60	51336A/E	Reflex reflector	1955-60	57082A
"	1956-58	*37187E/L	R.H.D., dip left	1953-60	51336A/E	" " (chassis only)	1958-60	57079A
"	1959-60	37307A/B	Head, Export	1953-60	51336A/E	Starting motor	1953-57	25022A/L
"	1960	37299B	R.H.D., dip left	1953-60	*51337A/F	"	1958-59	25061B
Distributor	1953-55	*40289A/K	L.H.D., dip right	1953-60	*51337A/F	"	1960	25061E/F
"	1956	40463A/B	Head, Export Europe (not France)	1953-60	*51337A/F	SWITCHES		
"	1957	40527A	ditto	1960	58230A/E	Dipper	1953-56	†31284A
Fuse box	1953-60	033239	Head, Export France	1960	58231A/E	Ignition and lighting	1953-60	31270A
Generator	1953-56	22258D	Head, Export Austria	1960	58613A	Knob	—	316420
"	1957-60	22258E/F	Number plate illumination (U.S.A.)	1959-60	53766A	Panel	1953-60	31161A
"	1960	*22704A	Side	1953-54	52160A	Starting motor	1953	*76401E
Horn	1953-54	*069213	"	1955-59	*52227A	"	1954-60	76438A
"	1955-58	*069399	Side/Flasher	1959-60	52338A/D	Knob	—	764505
						Stop lamp	1954-60	31082B/J

BEDFORD SH Fire Engine Chassis 1951-53

Coil, ignition	1951-53	45012A/D	LAMPS, Head, Home—continued			LAMPS—continued		
Control box (serviced by C.A.V.)	1951-53	1687020	R.H.D., dip left (L.H. and R.H.)	1951-52	*50954A	Side and stop tail	1951-53	Serviced by Butlers Ltd.
Distributor	1951-53	40215A/E	" " " Later	1953	51336A	Starting motor	1951-53	26043A
Generator (serviced by C.A.V.)	1951-53	1150110	Head, Export	1951	*50445K	Suppressor	1951-53	78106A
Horn	1951-53	69011F	R.H.D., dip left	1951-52	*50954A	SWITCHES		
Low note	1951-53	69012F	" " " Later	1953	51336A	Dipper	1951-53	31284A
High note	1951-53	69012F	L.H.D., dip right	1951-52	*50804D	Ignition and lighting	1951-53	31270A
LAMPS			" " " Later	1953	*51337A	Knob	—	316420
Head, Home	1951	*50445K	Head, Export Europe (not France)	1951	*B50445K	Panel	1951-53	31161A
R.H.D., dip left (L.H.)	1951	*50446K	ditto	1951-52	*50963A	Starting motor	1951-52	*76401E
" non-dip (R.H.)	1951		ditto	1953	51339A	"	1953	76438A
						Knob	1951-53	764505

* See Supersession Chart † Suitable replacement after 1956 L.H. ... Left hand R.H. ... Right hand L.H.D. ... Left hand drive R.H.D. ... Right hand drive

Note. Before ordering Steering Column Controls refer to the detailed parts section (P)



BEDFORD S Type 7 ton Truck and 9, 10 and 12 ton Tractors 1951-60

Unit	Year	Part No.	Unit	Year	Part No.	Unit	Year	Part No.
Battery (Petrol)	1955-60	†GT11A	Horn relay			LAMPS—continued		
" (Diesel)	1957-58	†STXT19E	12 volt (when twin horns fitted)	1959-60	*33116B	Head, Export France ..	1960	58231A/E
"	1959-60	†HV27E-6	24 volt (when twin horns fitted)	1959-60	*33164A	Head, Export Austria ..	1960	58613A
Coil, ignition	1951-54	*45012A/D	LAMPS			Side and stop tail ..	1951-60	Serviced by Butlers Ltd.
Control box (Petrol) ..	1951-52	37065E	Head, Home			Reflex reflector	1957-60	57079A
" " " Later	1952-56	*37138B/D	R.H.D., dip left (L.H.)	1951	*50445K	Starting motor		
" " "	1956-59	*37187E/L	" non-dip (R.H.)	1951	*50446K	Petrol	1951-60	26043A
" " (Diesel)	1959-60	37307A	(L.H. and R.H.) Later	1951-52	*50954A	Serviced by C.A.V.:		
" " " Later	1957-59	*37189H	" " " (24 volt)	1956-60	51336A	Perkins Diesel	1957	1332600
" " (Leyland Diesel, 24 volt, serviced by C.A.V.)	1959-60	37303A/B	Head, Export	1956-60	51336B/J	Bedford Diesel	1958-59	1320061
" " "	1958-59	1688010	R.H.D., dip left ..	1951	51477E/F	Leyland Diesel (24 v.)	1958	1340131
" " "	1960	1687051	" " " Later	1951-52	*50445K	" " "	1958	1320023
Distributor	1951-54	*40215A/E	" " "	1951-52	*50954A	" " "	1958	1333270
" " "	1955-57	40405D/E	" " " (24 volt)	1953-55	51336A	SWITCHES		
Fuse box	1952-60	033239	L.H.D., dip right ..	1956-60	51336B/J	Dipper	1951-56	‡1284A
Generator			" " "	1956-60	51477E/F	Ignition and lighting ..	1951-60	31270A
Petrol	1951-52	*22250E	" " "	1951-52	*50804D	Knob	—	316420
" " " Later	1952-56	22258D	" " "	1953-54	*51337A	Panel	1951-60	31161A
" " "	1957-60	22258E/F	" " "	1955	*51337B	Solenoid operating (Diesel)		
Perkins R6 Diesel ..	1957-58	*22456F	" " " Later	1956-59	*51337D/E	" " "	1957-58	31253A
Bedford Diesel	1958	*22483D	" " " (24 volt)	1959-60	*51337F/K	" " " Later	1959-60	*31689B
" " "	1959	*22458E	Head, Export Europe	1959-60	51490E/J	Starting/Heater (when fitted)	1960	31719B
" " "	1960	22494B	(not France)	1951	*B50445K	Starting motor	1957-58	31425A
Leyland Diesel, serviced by C.A.V.	1958-59	1131090	ditto .. Later	1951-52	*50963A	Knob	1951-52	*76401E
ditto	1960	1151161	ditto	1953-55	51339A	" " "	1953-60	76438A
Horn (12 volt)	1951-58	*069399	ditto	1956-60	51339B/H	Stop lamp	1953-60	31082B/J
" (24 volt)	1958	069405	(except France & Austria)			Thermostat (when fitted)	1960	*31689B
			ditto (24 volt) ..	1960	58230A/E	Trailer plug	1957-60	*82036A
				1958-60	51492D/H	" socket	1957-60	*82037A

§ FUEL INJECTION EQUIPMENT (Perkins R6 Engine 1957-58)

Unit	Year	Part No.	Unit	Year	Part No.
Fuel pump	1957-58	BPE6A70R320S6360	Pre-filter	1957-58	BFJSJ1-501
Governor	1957-58	BEPBMN80A135	Nozzle holder	1957-58	BKB32S630
Coupling	1957-58	BZKG31-538	Nozzle	1957-58	BDL105S6125
Feed pump	1957-58	BFPK22P70	Filter	1957-58	F2-8
Primer	1957-58	HPI-1			
(Bedford 4 cylinder Engine 1958-60)					
Fuel pump, R.H.D.	1958-60	AAL4B75-90	Venturi	1958-60	BEPK44-44-114
" " L.H.D.	1959-60	AAL4B75-110	Nozzle holder	1958	BKBL97S673
Governor	1958-60	RPE11	" " "	1959-60	BKBL97S5048
Coupling	1958-59	CN17	Nozzle	1958-60	BDLL160S6173
" " " Later	1959-60	FDC6248220	Filter	1958-59	F2-14
Feed pump (L.H.D. only) ..	1959-60	DFP6-4	" " " .. Later	1959-60	F2B-14
(Bedford 6 cylinder Engine 1958-60)					
Fuel pump	1958	AAL6B75-82E	Feed pump	1958-60	DFP6-4
" " "	1959	AAL6B75-91	Venturi	1958-60	BEPK50-50-114
" " "	1960	AAL6B75-106	Nozzle holder	1958	BKBL97S673
Governor	1958	RPB23	" " "	1959-60	BKBL97S5048
" " "	1959-60	RPE17	Nozzle	1958-60	BDLL160S6173
Coupling	1958-59	CN1	Filter	1958-59	F2-14
" " "	1960	FDC6248230	" " " .. Later	1959-60	F2B-14
(Leyland 0.350 Engine 1958-60)					
Fuel pump	1958-59	AAL6B75-66EL	Feed pump	1958-60	DFP6-3
" " "	1960	AAL6B75-92	Filter	1958-59	F2-14
Governor	1958-59	RPB20D	" " "	1960	F2B-3
" " "	1960	RPE13D			

BEDFORD SBO Coach, SLO-SSO Truck and SAO Tractor (Perkins R6 Engine) 1954-56

Unit	Year	Part No.	Unit	Year	Part No.	Unit	Year	Part No.
Battery	1954-56	†MT17E	Horn (Commercial) ..	1954-56	069405	LAMPS—continued		
Control box			Horn (Coach)			Head, Export Europe		
Coach			Low note	1954-55	*69041B	(not France)	1954	51492A
(serviced by C.A.V.) ..	1954-56	1687050	" " "	1956	69055A	ditto	1955	51492B
Coach, suppressed			High note	1954-55	*69042B	ditto	1956	51492D/H
(serviced by C.A.V.) Later	1956	1687110	" " "	1956	69056A	Side and stop tail ..	1954-56	Serviced by Butlers Ltd.
Commercial			Horn relay (Coach) ..	1954-56	33164A	Starting motor		
(serviced by C.A.V.) ..	1954-56	1688010	LAMPS			(Serviced by C.A.V.) ..	1954-56	1332600
Commercial, suppressed			Head, Home and Export			SWITCHES		
(serviced by C.A.V.) Later	1956	1688090	Dip left	1954	51477A	Dipper	1954-56	31284A
Fuse box			" " "	1955	51477B	Lighting and main ..	1954-56	31270A
(serviced by C.A.V.) ..	1954-56	1800830	" " "	1956	51477D/H	Knob	—	316420
Generator			Head, Export			Panel	1954-56	31161A
Commercial			L.H.D., dip right ..	1954	51490A	Plug, heater	1954-56	31425A
(serviced by C.A.V.) ..	1954-56	1131200	" " " Later	1954	51490B	Solenoid operating ..	1954-56	31253A
Coach			" " "	1955	51490D	Stop lamp	1954-56	31281B
(serviced by C.A.V.) ..	1954-56	1151280	" " "	1955-56	51490E/J			

* See Supersession Chart † Suitable replacement ‡ Suitable replacement after 1956 § Serviced by C.A.V. Ltd. L.H. .. Left hand R.H. .. Right hand L.H.D. .. Left hand drive R.H.D. .. Right hand drive Note. Before ordering Steering Column Controls refer to the detailed parts section (P)



BEDFORD SBO Coach, SLO-SSO Truck and SAO Tractor (Perkins R6 Engine) 1954-56—continued

§ FUEL INJECTION EQUIPMENT					
Unit	Year	Part No.	Unit	Year	Part No.
Fuel pump	1954-55	BPE6A 70R320S6302	Primer	1954-56	BFPUE2-54Z
"	1956	BPE6A 70R320S6360	Pre-filter	1954-56	BFJSJ1-501
Governor	1954-56	BEPAMN80A122	Nozzle holder	1954	BKB35S87
" Later	1956	BEPBMN80A135	"	1955-56	BKB32S630
Coupling	1954-56	BZKG31-538	Nozzle	1954-56	BDL105S6125
Feed pump	1954-56	BFPK22P68	Filter	1954-56	F2-8
" Later	1956	BFPK22P70			

BEDFORD 1/6 ton TA, TD and TJ Normal Control Diesel Trucks 1953-60: 4/6 ton TC Forward Control Diesel Truck 1958-60

Unit	Year	Part No.	Unit	Year	Part No.	Unit	Year	Part No.
Battery	1955-59	†STXT19E	LAMPS—continued			Relay, horn (when twins fitted)	1959-60	*33116B
" (4 cyl.)	1960	†HRT17E	Head, Export			ditto (TJ only) Later	1960	33188A
" (6 cyl.)	1960	†HV27E	R.H.D., dip left ..	1953-55	51336A	Starting motor ..	1953-55	C.A.V.
Control box	1953-56	*37139D/E	"	1956-60	51336B/J	Serviced by C.A.V.	1956-57	1330660
"	1957-59	*37189H	" (4/6 ton TD only)	1958	58034A/H	4 cyl. (serviced by C.A.V.)	1958-59	1320021
" Later	1959-60	37303A	L.H.D., dip right ..	1953-54	*51337A	"	1960	1320023
Fuse box	1953-56	033240	"	1955	*51337B	6	1958-59	1340130/1
"	1957-59	033239	"	1956-59	*51337D/E	"	1960	1320023
Generator	1953-56	*22456A/B	" Later	1959-60	*51337F/K	SWITCHES		
"	1957	*22456E/F	" (4/6 ton TD only)	1958	58035A/F	Dipper	1953-56	‡1284A
"	1958	*22483D	Head, Export Europe			Lighting and main	1953-58	31270A
" (4 cyl.)	1959	*22483D	(not France)	1953-55	51339A	Knob	1959	316420
"	1960	*22489D	ditto	1956-60	51339B/H	Lighting	1959	31662B
" (6 cyl.)	1959	*22458E	ditto Later	1960	58230A/E	Panel	1959-58	31161A
"	1960	*22494D	ditto (4/6 ton TD only)	1958	58036A/F	Plug, heater	1953-57	31425A
"	1960	*069399	Head, Export France ..	1960	58231A/E	Solenoid operating ..	1953-57	31253A
Horn	1953-58		ditto	1960	58613A	" ditto (TC only) ..	1958	*31689A
LAMPS			Head, Export Austria ..	1960		ditto Later	1959-60	*31689A
Head, Home			Side and stop tail ..	1953-60		Stop lamp	1960	31719B
R.H.D., dip left ..	1953-55	51336A				Thermostat (optional)	1953-60	31082B/J
"	1956-60	51336B/J					1960	*31689B
" (4/6 ton TD only)	1958	58034A/H						

§ FUEL INJECTION EQUIPMENT (Perkins R6 Engine 1953-57)

Unit	Year	Part No.	Unit	Year	Part No.
Fuel pump	1953-55	BPE6A 70R320S6302	Primer	1953-57	BFPUE2-54Z
" Later	1955-57	BPE6A 70R320S6360	" Later	1957	HP1-1
"	1957	BPE6A 70R320S6387	Pre-filter	1953-57	BFJSJ1-501
Governor	1953-56	BEPAMN80A122	Nozzle holder	1953-54	BKB35S87
" Later	1956-57	BEPBMN80A135	"	1955-57	BKB32S630
Coupling	1953-57	BZKG31-538	Nozzle	1953-57	BDL105S6125
Feed pump	1953-56	BFPK22P68	Filter	1953-57	F2-8
" Later	1956-57	BFPK22P70			

(Bedford 4 cylinder Engine 1958-60)

Fuel pump, R.H.D.	1958-60	AAL4B75-90	Venturi	1958-60	BEPK44-44-114
" L.H.D.	1959-60	AAL4B75-110	Nozzle holder	1958	BKBL97S673
Governor	1958-60	RPE11	"	1959-60	BKBL97S5048
Coupling	1958-59	CN17	Nozzle	1958-60	BDLL160S6173
" Later	1959-60	FDC6248220	Filter	1958-59	F2-14
Feed pump (L.H.D. only) ..	1959-60	DFP6-4	" Later	1959-60	F2B-14

(Bedford 6 cylinder Engine 1958-60)

Fuel pump	1958	AAL6B75-82E	Feed pump	1958-60	DFP6-4
"	1959	AAL6B75-91	Venturi	1958-60	BEPK50-50-114
"	1960	AAL6B75-106	Nozzle holder	1958	BKBL97S673
Governor	1958	RPB23	"	1959-60	BKBL97S5048
"	1959-60	RPE17	Nozzle	1958-60	BDLL160S6173
Coupling	1958-59	CN1	Filter	1958-59	F2-14
"	1960	FDC6248230	" Later	1959-60	F2B-14

BEDFORD SB Type Coach and Chassis 1951-60: Fire Engine Chassis (Petrol) 1955-57

Battery	1951-59	†STXT19E	Fuse box (serviced by C.A.V.)	1951-54	1800700	Horn		
" (Petrol)	1960	†STXT19E	ditto	1955-60	1800830	Low note (12 volt) ..	1951-55	69011F/J
" (Bedford Diesel) ..	1960	†HV27E				"	1956-57	69046A/B
" (Leyland Diesel) ..	1960	†HRT17E				" (24 ..)	1958	*§69083A
Coil, ignition	1951-54	45012A/D	Generator			"	1958	*§69086A
Control box (serviced by C.A.V.)	1951-60	1687010/I	Serviced by C.A.V. ..	1951-58	1150150	High note (optional, 12 volt) ..	1951-55	*69012F/J
ditto (Leyland Engine) ..	1958	1688010	"	1959	1150111	"	1956-57	*69047A/B
ditto	1959-60	1687050/I	Leyland Diesel (serviced by C.A.V.)	1960	1150152	" (24 ..)	1958	*§69084A
Distributor	1951-54	*40215A/E	ditto	1958-59	1131090	"	1958	*§69085A
"	1955-57	40405D/E	Perkins Diesel (serviced by C.A.V.)	1960	1151161	Horn relay		
				1957-58	1150152	12 volt (when twins fitted)	1955-60	*33116B
						24	1958-60	*33164A

* See Supersession Chart
§ Serviced by C.A.V. Ltd.

† Suitable replacement
L.H.D. .. Left hand drive

‡ Suitable replacement after 1956
R.H.D. .. Right hand drive
§ Suitable replacement after 1958

Note. Before ordering Steering Column Controls refer to the detailed parts section (P)



BEDFORD SB Type Coach and Chassis 1951-60: Fire Engine Chassis (Petrol) 1955-57—continued

Unit	Year	Part No.	Unit	Year	Part No.	Unit	Year	Part No.
LAMPS			LAMPS—continued			SWITCHES		
Head, Home			Head, Export Europe			Dipper	1951-56	†31284A
R.H.D., dip left (L.H.)	1951	*50445K	(not France)	1951	*B50445K	Lighting and ignition or		
" non-dip (R.H.)	1951	*50446K	ditto Later	1951-52	*50963A	main	1951-60	31270A
" dip left			ditto	1953-55	51339A	Knob	—	316420
(L.H. and R.H.) Later	1951-52	*50954A	ditto	1956-60	51339B/H	Panel	1951-60	31161A
" " " "	1953-55	51336A	ditto Later	1960	58230A/E	Solenoid operating		
" " " "	1956-60	51336B/J	ditto (24 volt) .. .	1958-60	51492F	Diesel	1957	31253A
" " " " (24 volt)	1958-60	51477F	Head, Export France ..	1960	58231A/E	" (serviced by		
Head, Export			Side and stop tail .. .	1951-60	Serviced by	" C.A.V.) .. .	1958	1823410
R.H.D., dip left .. .	1951	*50445K	Starting motor		Butlers Ltd.	" Later	1959-60	*31689A
" " " " Later .. .	1951-52	*50954A	Petrol	1951-60	26043A	"	1960	31719A
" " " " .. .	1953-55	51336A	Serviced by C.A.V.: ..			Starting/Heater (Diesel,		
" " " " .. .	1956-60	51336B/J	Perkins Diesel .. .	1957	1332600	serviced by C.A.V.) ..	1958	1823420
" " " " (24 volt)	1958-60	51477F	Bedford Diesel .. .	1958	1320061	Starting motor (Petrol)	1951-52	*76401E
L.H.D., dip right .. .	1951-52	*50804D	" " " " .. .	1958	1340130	" " " " .. .	1953-60	*76438A
" " " " .. .	1953-54	*51337A	Leyland Diesel (24 v.)	1958	1320023	Knob .. " " .. .	—	764505
" " " " .. .	1955	*51337B	" " " " .. .	1959-60	1333271	Stop lamp	1953-60	31082B/J
" " " " Later .. .	1956-59	*51337D/E						
" " " " (24 volt)	1959-60	*51337F/K						
" " " " .. .	1958-60	*51490E/J						

§ FUEL INJECTION EQUIPMENT
(Perkins R6 Engine 1957-58)

Unit	Year	Part No.	Unit	Year	Part No.
Fuel pump	1957-58	BPE6A70R320S6360	Pre-filter	1957-58	BFJSJ1-501
Governor	1957-58	BEPBMN80A135	Nozzle holder .. .	1957-58	BKB32S630
Coupling	1957-58	BZKG31-538	Nozzle	1957-58	BDL105S6125
Feed pump	1957-58	BFPK22P70	Filter	1957-58	F2-8
Primer	1957-58	HP1-1			

(Bedford 4 cylinder Engine 1958-60)

Fuel pump, R.H.D. .. .	1958-60	AAL4B75-90	Venturi	1958-60	BEPK44-44-114
" L.H.D.	1959-60	AAL4B75-110	Nozzle holder .. .	1958	BKBL97S673
Governor	1958-60	RPE11	" " " " .. .	1959-60	BKBL97S5048
Coupling	1958-59	CN17	Nozzle .. " " .. .	1958-60	BDLL160S6173
" " " " Later .. .	1959-60	FDC6248220	Filter	1958-59	F2-14
Feed pump (L.H.D. only)	1959-60	DFP6-4	" " " " Later	1959-60	F2B-14

(Bedford 6 cylinder Engine 1958-60)

Fuel pump	1958	AAL6B75-82E	Feed pump	1958-60	DFP6-4
" " " " .. .	1959	AAL6B75-91	Venturi	1958-60	BEPK50-50-114
" " " " .. .	1960	AAL6B75-106	Nozzle holder .. .	1958	BKBL97S673
Governor	1958	RPB23	" " " " .. .	1959-60	BKBL97S5048
" " " " .. .	1959-60	RPE17	Nozzle .. " " .. .	1958-60	BDLL160S6173
Coupling	1958-59	CN1	Filter	1958-59	F2-14
" " " " .. .	1960	FDC6248230	" " " " Later	1959-60	F2B-14

(Leyland 0.350 Engine 1958-60)

Fuel pump	1958-59	AAL6B75-66EL	Feed pump	1958-60	DFP6-3
" " " " .. .	1960	AAL6B75-92	Filter	1958-59	F2-14
Governor	1958-59	RPB20D	" " " " .. .	1960	F2B-3
" " " " .. .	1960	RPE13D			

BEDFORD 1/6 ton TA, TD and TJ Normal Control Petrol Trucks 1953-60: 4/6 ton TC Forward Control Petrol Truck 1958-60

Battery	1955-59	†GT9A	LAMPS—continued			Reflex reflector .. .	1956-60	57079A
" " " " .. .	1960	†BT9A	Head, Export			Relay, horn (when twins		
Coil, ignition .. .	1953-54	*45012A/D	R.H.D., dip left .. .	1953-55	51336A	fitted)	1959-60	*33116B
Control box .. .	1953-56	*37138B/D	" " " " (4/6 ton	1956-60	51336B/J	ditto (TJ only) Later	1960	33188A
" " " " Later .. .	1956-59	*37187E/L	" " " " TD only)			Starting motor .. .	1953-57	25521B/D
" " " " .. .	1959-60	37307A	L.H.D., dip right .. .	1958	58034A/H	" " " " .. .	1958-60	25557A
" " " " .. .	1960	37299B	" " " " .. .	1955	*51337A	SWITCHES		
Distributor .. .	1953-54	*40033F/J	" " " " .. .	1956-59	*51337B/E	Dipper	1953-56	†31284A
" " " " .. .	1955-57	40404D/E	" " " " .. .	1959-60	*51337F/K	Flasher (when fitted)	1960	31564D
Fuse box	1953-58	033239	" " " " Later .. .			Ignition and lighting	1953-58	31270A
Generator .. .	1953-56	22258D	" " " " (4/6 ton			Knob	—	316420
" " " " .. .	1957-60	22258E/F	" " " " TD only)	1958	58035A/D	Lighting	1959	31662B
" " " " Later .. .	1960	*22704A	Head, Export Europe			" " " " .. .	1960	31793B
Horn	1953-54	*069399	(not France)	1953-55	51339A	Panel	1953-58	31161A
LAMPS			ditto	1956-60	51339B/H	Solenoid, starting motor	1959	*76411E
Head, Home			ditto Later	1960	58230A/E	ditto (TJ) .. .	1960	*76411E
R.H.D., dip left .. .	1953-55	51336A	ditto (4/6 ton TD only)	1958	58036A/D	Starting motor .. .	1953-58	76423A
" " " " .. .	1956-60	51336B/J	Head, Export France ..	1960	58231A/E	Coupling	—	764428
" " " " (4/6 ton			Head, Export Austria ..	1960	581613A	Starting motor (TC) ..	1960	76438A
" " " " TD only)	1958	58034A/H	Side and stop tail .. .	1953-60	Serviced by	Knob .. " " .. .	—	764505
					Butlers Ltd.	Stop lamp	1953-60	31082B/J

*See Supersession Chart R.H. .. Right hand † Suitable replacement after 1956 L.H.D. .. Left hand ‡ Suitable replacement R.H.D. .. Right hand drive § Serviced by C.A.V. Ltd. L.H. .. Left hand



BENTLEY 4 1/4 litre Mk. VI 1946-51

Unit	Year	Part No.	Unit	Year	Part No.	Unit	Year	Part No.
Coil, ignition	1946-51	45025A/F	LAMPS— <i>continued</i>			SWITCHES— <i>continued</i>		
Control box	1946	*37052F/H	Number plate illumination	1946-51	53080A	Petrol/Oil gauge ..	1946-51	*31074A
" "	1947-49	*37089D	ditto (Export) ..	1947-50	53114A	Solenoid, starting motor	1946-50	*760080
" "	1949-51	*37116B	ditto (U.S.A.) ..	1948	53093E	"	1951	076013
Fuse box	1946-49	*385200	ditto	1951	53164A	Windshield wiper ..	1946-51	31201B
Generator	1946	22413D	Pass	1951	55031D	Trafficators	1946-51	54003E
" "	1947-51	23000A/J	Reverse	1948-51	53128E	Windshield wipers		
Horn			Side	1946-51	52088E/F	Motor	1948	*75075J
Low note	1946-51	*69004B	Stop	1951	53113A	"	1949-50	*75087L
" " (Export)	1951	70067A	" (Export)	1947-48	53113A	"	1951	*75087M
High note	1946-51	*69005B	Stop tail	1951	53207B	Wheelbox, with switch	1948-51	72627A
" " (Export)	1951	70070A	"	1946-50	*53091D	ditto less switch ..	1948-51	72598A/D
Horn relay	1946-51	*33139B	" " (Switzerland) ..	1951	*53192A	Crosshead and rack Assy.	1948	738223
Junction box	1946-51	78264A	" " (U.S.A.)	1951	*53127B	ditto	1949-51	738499
" "	1946-51	78266A	Mirror			ditto (Special and		
LAMPS			Right hand	1946-51	*580733	Park Ward body)		
Fog	1946-51	*55030A	Left hand	1946-51	*580736	Cut to 58 "	1950-51	738223
Head, Home			Panel light	1946-51	39006A	Outer casing		
R.H.D., non-dip ..	1946-48	*50311F	Starting motor (R.H.D.)	1946-51	26023A/E	Motor to wheelbox ..	1948	*738221
" dip left	1949-51	50751D	" " (L.H.D.)	1946-51	26033A/B	ditto	1949-51	*739907
Head, Export			SWITCHES			Wheelbox to wheelbox	1948	*739979
R.H.D., dip left ..	1946-51	*50429H	Dipper	1946-51	31284B	ditto (L.H.D.)	1949-50	*739933
Head, Export France ..	1948-51	50864B	Foglamp	1946-51	31201B	ditto	1951	*739979
" "	1951	51087B	Heater	1946-50	78210A	ditto (Special body)	1950-51	*739980
" " Later	1951	51087B	"	1951	78286A/F	ditto (Park Ward body)	1951	*739933
Head, Export U.S.A. ..	1949-51	50817D	Ignition	1946-51	31201B	3", offside wheelbox ..	1948-51	740031
" "	1951	*51088B	Lighting	1946-51	31201B	Arm	1948	*736418
" " Later	1951	*51088B	Panel	1946-51	31073A	"	1949-51	*738933
						Blade	1948	*737536
						"	1949-51	*738934

BENTLEY 4 1/2 litre Mk. VII 1952-54

Unit	Year	Part No.	Unit	Year	Part No.	Unit	Year	Part No.
Coil, ignition	1952-54	45025A/F	LAMPS— <i>continued</i>			SWITCHES— <i>continued</i>		
Control box	1952-53	*37116B	Head, Export France ..	1952	51294B	Lighting	1952-54	31201B
" "	1954	37190A	"	1953-54	51422A	Panel	1952-54	31073A
Flasher unit	1954	*35003A	Number plate illumination	1952	53164A	" (alternative)	—	78300A
Flasher relay	1954	33117A	Side	1953-54	53243B	Petrol/Oil gauge	1952-54	*31074A
Generator	1952-54	23002A/D	" "	1952-54	52088E/F	Solenoid, starting motor	1952-54	*76411D
Horn			" (U.S.A.)	1952	52176A	Windshield wiper ..	1952-53	*31302A
Low note	1952-54	*69044A	Stop tail	1953-54	52209A	"	1954	31448A
" " (Export)	1952-54	70067A	Mirror (Home and Export,	1952-54	53193A	Trafficators	1952-54	54054A/D
High note	1952-54	*69045A	except U.S.A.)	1952-54	062577	Warning light (flasher) ..	1952-54	*38069A
" " (Export)	1952-54	70070A	" (R.H., U.S.A.)	1952-54	*580733	Windshield wipers		
Horn relay	1952-53	*33139B	" (L.H., U.S.A.)	1952-54	*580736	Motor	1952-54	*75170A
" "	1954	*33116B	Starting motor (R.H.D.)	1952-54	26023A/E	" (special orders) ..	1952-54	*75186A
Junction box	1952-54	78264A	" " (L.H.D.)	1952-54	26033A/B	Wheelbox	1952-54	72635A
" "	1952-54	78266A	" " (automatic	1952-54	26095A	Crosshead and rack Assy.	1952-54	741264
LAMPS			transmission)	1952-54	26095A	Outer casing		
Fog	1952	55031A	SWITCHES			Motor to wheelbox ..	1952-54	740780
" "	1953-54	*55092A	Boot lamp	1952-54	31375A	Wheelbox to wheelbox	1952-54	740781
Head, Home			Demister	1952-54	78286A/F	End tube	1952-54	740746
R.H.D., dip left ..	1952	51292A	Dipper	1952-54	31284A	Arm	1952-53	*741451
" "	1953-54	51493A	Heater	1952-54	78286A/F	"	1954	*741481
Head, Export Europe						Blade	1952-53	*737679
(not France)	1952-54	51295A				"	1954	*742079

BENTLEY 'Continental' Sports 1952-54

Unit	Year	Part No.	Unit	Year	Part No.	Unit	Year	Part No.
Ammeter	1952-54	*36161A	LAMPS— <i>continued</i>			SWITCHES		
Coil, ignition	1952-54	45025A/F	Head, Export France ..	1952	51294A	Boot lamp	1952-54	31375A
Control box	1952-54	*37116B	"	1953-54	51464A	Demister	1952-54	78286A/F
Flasher unit	1954	*35003A	Head, Export U.S.A. ..	1952	51293A	Dipper	1952-54	31284A
Generator	1952-54	23002A/D	Number plate illumination	1952	53243A	Heater	1952-54	78286A/F
Horn			Pass	1953-54	53297A	Lighting	1952-54	31201B
Low note	1952-54	*69044A	"	1952	55031A	Panel	1952-54	31073A
" " (Export)	1952-54	70067A	Reverse	1953-54	*55092A	" (alternative)	1952-54	78300A
High note	1952-54	*69045A	Side	1953-54	53307A	Petrol/Oil gauge	1952-54	*31074A
" " (Export)	1952-54	70070A	Side and flasher	1952-54	52088E/F	Solenoid, starting motor	1953-54	*76411D
Junction box	1952-54	78264A	Stop	1952	52202A/B	Windshield wiper ..	1952-54	*31302A
" "	1952-54	78266A	" (flasher)	1953-54	53113A	Trafficators	1952-54	54054A/D
LAMPS			Stop tail	1952-54	53306A	Warning light (flasher) ..	1952-54	*38069A
Flasher indicator ..	1953-54	53294A	Mirror (Home and Export,	1952-54	53193A	Windshield wipers		
Head, Home			except U.S.A.)	1952-54	062577	Motor	1952-54	*75181A
R.H.D., dip left ..	1952	51292A	" (R.H., U.S.A.)	1952-54	*580733	Wheelbox	1952-54	72638A
" "	1953-54	51462A	" (L.H., U.S.A.)	1952-54	*580736	Crosshead and rack Assy.	1952-54	*741265
Head, Export			Relay, flasher	1952-54	33117A	Outer casing		
R.H.D., dip left ..	1953-54	51462A	Relay, horn	1952-54	*33139B	Motor to wheelbox ..	1952-54	740775
Head, Export Europe			Starting motor (R.H.D.)	1952-54	26023A/E	Wheelbox to wheelbox	1952-54	740776
(not France)	1952	51295A	" " (L.H.D.)	1952-54	26033A/B	End tube	1952-54	740746
ditto	1953-54	B51462A	" " (automatic	1952-54	26095A	Arm	1952-54	*741453
			transmission)	1952-54	26095A	Blade	1952-54	*738719

*See Supersession Chart

L.H. .. Left hand

R.H. .. Right hand

L.H.D. .. Left hand drive

R.H.D. .. Right hand drive

Note. Before ordering Steering Column Controls refer to the detailed parts section (P)



BENTLEY Model 'S' Saloon and 'Continental' Sports 1955-59

Unit	Year	Part No.	Unit	Year	Part No.	Unit	Year	Part No.
Ammeter	1955-59	36216A/D	LAMPS—continued			LAMPS—continued		
Coil, ignition .. .	1955-59	45066A/E	Head, Export Europe			Stop tail and flasher		
Control box .. .	1955-57	37195A/F	(except France and			'S'	1955-59	53339E/K
" " .. . Later	1957	37195H/J	Switzerland) .. .	1955-56	51604A/F	" (France) .. .	1957-59	53495B
" " .. .	1958	37195L	ditto .. . Later	1956-57	51604H/K	" (U.S.A.) .. .	1957-59	53522D
" " .. . Later	1958-59	37277E	ditto .. .	1957-59	51604L/M	" (California) .. .	1957-59	53516D
Flasher unit .. .	1955-56	*35003A	Head, Export France ..	1955	51605A/E	Reflex reflector		
" " .. .	1957-59	35010A	" " " " .. .	1956	51605F/H	'Continental' .. .	1955-59	57093A
Generator .. .	1955-57	22481A/J	" " " " .. . Later	1956	51605J/L	" (France) .. .	1957-59	57097A
" " .. .	1958	22481M/T	" " " " .. .	1957	51605M/N	Relay, flasher .. .	1955-59	33169A/B
" " .. . Later	1958-59	22800B	" " " " .. . Later	1957-59	58023A/B	Relay, headlamp flasher		
Horn			Head, Export Switzerland	1955-59	51816D/H	(France) .. .	1957-59	*33116B
Low note .. .	1955-57	*69044A	Head, Export U.S.A. ..	1955	51607A/E	Relay, horn .. .	1955-59	*33116A/B
" " .. .	1958-59	69082D	" " " " .. .	1955	51607F/J	Starting motor		
" " (France) .. .	1958-59	*69080B	" " " " .. . Later	1955-56	51607F/J	Automatic transmission	1955-56	*26104A
" " (U.S.A.) .. .	1958-59	69071E	" " " " .. .	1957-59	51607K/L	" " " " .. .	1957-59	26123A
High note .. .	1955-57	*69045A	Head, Export Canada and			Synchromesh .. .	1957-59	26120A
" " .. .	1958-59	69077D	South America .. .	1955	51606B/F	Suppressor ('S') .. .	1957-59	78128A
" " (France) .. .	1958-59	*69081B	ditto .. . Later	1955	51606H/J	SWITCHES		
" " (U.S.A.) .. .	1958-59	69070E	ditto .. .	1955	51606K	Air conditioner ('S') ..	1957-59	31708A
LAMPS			ditto .. .	1956	51606L/M	Boot lamp ('S') .. .	1955-56	*31522A
Flasher, front			ditto .. . Later	1956	51606N/P	" " " " .. .	1957-59	31645A
'Continental', Park Ward			ditto .. .	1959	51606Q/R	" " ("Continental")	1955-59	*31522A
body			Inspection .. .	1955-59	61418B	Dipper	1955-59	*31372A
California (L.H.) ..	1957-59	52287D	Number plate illumination			Heater, demister and air		
(R.H.) .. .	1957-59	52288D	and reverse .. .	1955-56	53243A/F	valve	1955-59	31455E/F
U.S.A. (L.H.) .. .	1957-59	52331B	ditto ('S') .. .	1957-59	53063A/B	Panel and map light ..	1955-59	31456F/M
(R.H.) .. .	1957-59	52332B	ditto ('Continental')	1957-59	53243F	Petrol filler lid .. .	1955-59	31531B
Flasher, rear			ditto (France) .. .	1955-56	53481E	Petrol/Oil change-over		
'Continental' (L.H.)	1955-56	52287A	ditto ('S', France)	1957-59	53604A/B	('S')	1957-59	31644A
(R.H.) .. .	1955-56	52288A	ditto ('Continental',			Petrol pump (test		
'Continental', Park Ward			France) .. .	1957-59	53481E	special) .. .	1957-59	31579A
body			Reverse			Pillar light (France) ..	1957-59	31570D
Left hand .. .	1957-59	52329B	'Continental' (Mulliner			Solenoid, damper .. .	1955-59	76503E/F
Right hand .. .	1957-59	52330B	body) .. .	1957-59	53515A	" starting motor	1955-59	*76411E
Fog/Flasher .. .	1955-56	55151B	Park Ward body .. .	1957-59	52308A	Window lift ('S') .. .	1957-59	31650A
" " .. .	1957-59	55151F	France .. .	1957-59	52309B	Windshield wiper and		
" " (France) .. .	1955-56	55167A	Italy .. .	1957-59	53501A/B	washer .. .	1955-59	31457D/E
" " .. .	1957-59	55167B	Side	1955-56	52228J	Windshield wipers		
Head, Home			" ('Continental',			Motor	1955-57	*75249B
R.H.D., dip left ..	1955-56	51602A/F	special orders)	1955	52318A	" " .. . Later	1957-59	75331A
" " .. .	1956-59	51602H/N	" ('S') .. .	1957-59	52228K	Wheelbox	1955-59	72661A/B
Head, Export			" ('Continental')	1957-59	52300A	Crosshead and rack assy.	1955-57	741268
R.H.D., dip left ..	1955-56	51602A/F	Stop tail ('Continental')	1955-59	53640A/D	" Cut to 58½" .. .	1957-59	744258
" " .. .	1956-59	51602H/N				Arm	1955-59	741483
" " .. . Later						Blade	1955-59	738734
L.H.D., dip right ..	1955-56	51603A/F						
" " .. .	1955-56	51603H/M						
" " .. . Later	1956-57	51603H/M						
" " .. .	1957-59	51603N/Q						

BENTLEY Model 'S2' Saloon and 'Continental' Sports 1960

Actuator, heat contro ¹ ..	1960	78329B	LAMPS—continued			Starting motor	1960	26162A
Ammeter ('S2') .. .	1960	36260A	Fog/Flasher .. .	1960	†55151F	" " .. . Later	1960	26162B/E
" ("Continental") ..	1960	36216F	" " (U.S.A.) .. .	1960	†55236A	SWITCHES		
Control box .. .	1960	37277E	Head, Home			Dipper	1960	31800A
Flasher unit .. .	1960	35010A	R.H.D., dip left .. .	1960	58334A/D	Flasher	1960	31915B
Generator .. .	1960	22800B	Head, Export Europe			Panel and map .. .	1960	31939A
Horn			(except France & Sweden)	1960	58541B	Petrol door .. .	1960	31363B
Low note ('S2') .. .	1960	69108A	Head, Export France ..	1960	58542B/E	Petrol/Oil change-over	1960	31938A/B
" " ('Continental')	1960	70067H	Head, Export Sweden ..	1960	58543B	Solenoid, starting motor	1960	*76411E
High note ('S2')	1960	69109A	Head, Export U.S.A. ..	1960	58553A/B	Windshield wiper and		
" " ('Continental')	1960	70070H	Head, Export Canada ..	1960	51606R	washer	1960	31940A
LAMPS			Head, Export Middle East	1960	51603Q	Windshield wipers ('S2' and		
Flasher ('S2')			Number plate illumination	1960	53826A	'Continental', Mulliner		
Switzerland (L.H.) ..	1960	52476A	('Continental') .. .			body) .. .		
" (R.H.) .. .	1960	52475A	Number plate illumination			Motor	1960	75379A
Flasher, front			and reverse ('S2') ..	1960	53603A/B	Wheelbox	1960	72661A
'Continental')			Reverse ('Continental')	1960	522503A	Crosshead and rack assy.	1960	*744269
U.S.A. (L.H.) .. .	1960	52476A	Side	1960	52228N	Windshield wipers		
(R.H.) .. .	1960	52475A	Stop tail ('Continental')	1960	53875A	('Continental')		
Flasher, front and rear			S2'	1960	53339K	Motor	1960	75396A
(except U.S.A.)			" (France) .. .	1960	53495B	Wheelbox	1960	72739A
L.H. .. .	1960	52287A	" (U.S.A.) .. .	1960	53516D	Crosshead and rack assy.	1960	744258
R.H. .. .	1960	52288A	Reflex reflector			Arm		
Flasher, rear			('Continental') .. .	1960	57118A	" 'S2'	1960	54711529
U.S.A. (L.H.) .. .	1960	52329D	Relay, change-over			'Continental' (L.H.D.)	1960	54711432
(R.H.) .. .	1960	52330D	(Switzerland) .. .	1960	33168B	" (R.H.D.)	1960	54711431
Fog ('S2'), Switzerland	1960	55239A	Relay, fog/flasher ..	1960	33169B	Blade ('S2') .. .	1960	54711613
" ('Continental')			Relay, horn .. .	1960	*33116B	" ('Continental')	1960	54711283
Except U.S.A. .. .	1960	55239A	Relay, rear window					
U.S.A. .. .	1960	55240A	demister .. .	1960	33226A			
			Screen washer .. .	1950	077026			

BERKELEY Sports Car (700 c.c. Enfield Engine) 1959-60

Distributor	1959-60	40610A	Windshield wipers			Windshield wipers—cont'd		
LAMPS			Motor	1959-60	75297E	Outer casing		
Flasher, front and rear	1959-60	52337A	Wheelbox (2 off) .. .	1959-60	72677D	Motor to wheelbox .. .	1959-60	54711585
Stop tail and flasher	1959-60	53564B	Crosshead and rack assy.	1959-60	*743230	Wheelbox to wheelbox	1959-60	54711716
						End tube	1959-60	740746
						Arm	1959-60	745089
						Blade	1959-60	737910

*See Supersession Chart † Alternative to separate lamps L.H. .. Left hand R.H. .. Right hand L.H.D. .. Left hand drive R.H.D. .. Right hand drive



B.M.C. 7 ton Truck and Tanker — see AUSTIN

BOND 'Minicar' 1958-60

Unit	Year	Part No.	Unit	Year	Part No.	Unit	Year	Part No.
Flasher unit	1958-60	35010A	SWITCHES—continued			Windshield wipers		
LAMPS			Flasher	1958-60	31476B	Motor	1958	75296D
Flasher, rear	1958-60	*52272B	Lighting	1958-60	31126E	"	1959-60	75368A
Head	1958	51344B	Knob	—	316144	"	1958	72693B
"	1959-60	58400A/D	Panel	1958-60	31434B	Wheelbox	1958	743221
Number plate illumination	1958-60	53093H	Knob	—	312953	Crosshead and rack assy.	1958	
Side/Flasher	1958	*52372A	Windshield wiper ..	1958-60	31434B	Outer casing		
Stop tail and reflex ..	1959-60	52240B/D	Knob	—	316393	Motor to wheelbox ..	1958	748802
Steering column control ..	1958-60	53377B	Warning lights			Wheelbox to wheelbox ..	1958	748803
SWITCHES			Flasher	1958	38144A	End tube	1958	740746
Dipper	1958-60	31284A	"	1959-60	38191A	Arm	1958-60	745082
			Ignition	1958	38100A	Blade	1958-60	738724
			"	1959-60	38190A			

BRISTOL 2 litre 1947-48

Ammeter	1947-48	*36041B	Starting motor	1947-48	25006A/D	SWITCHES—continued		
Battery	1947-48	SG11A	Steering column control ..	1947-48	*32750A/B	Windshield wiper	1947	*31128A
Coil, ignition	1947-48	*45012A/D	SWITCHES			" Later	1947-48	*31154D
Control box	1947-48	*37032A/B	Choke	1947-48	*31145A	Trafficators	1947-48	*54018D
Distributor	1947-48	40109A	Dipper	1947-48	31284A	Warning light	1947-48	318604
Generator	1947-48	*22446A/B	Heater or Fan	1947	*31156A	Windshield wipers		
Horn			" Later	1947-48	31154A	Motor	1947-48	*75068K
Low note	1947-48	*69021A	Ignition and lighting ..	1947-48	*34047B	Wheelbox	1947-48	72560A/K
High note	1947-48	*69022A	Panel	1947-48	78225A	Crosshead and rack assy.	1947-48	738499
LAMPS			Knob	—	*768507	Outer casing		
Head	1947-48	*50612B/D	Reverse lamp	1947-48	*31077D	Motor to wheelbox ..	1947-48	*739832
Number plate illumination	1947-48	53093E	Roof lamp	1947-48	*359350	Wheelbox to wheelbox ..	1947-48	*739971
Side	1947-48	52070A	Solenoid, starting motor	1947-48	76022B	3", offside wheelbox ..	1947-48	740031
Stop tail and reverse ..	1947-48	*53094E	Solenoid operating ..	1947-48	*31071A	Grommet, wheelbox ..	1947-48	734458
Mirror	1947-48	*580651	Stop lamp	1947-48	31281B	Arm, left hand	1947-48	*737452
			Spring	—	315543	" right hand	1947-48	*737451
			Trafficator	1947-48	031046	Blade	1947-48	727707

BRISTOL '400' 1949-50

Ammeter	1949-50	*36041B	LAMPS—continued			SWITCHES—continued		
Battery	1949	SG9A	Head, Export Europe			Trafficator	1949-50	031046
Coil, ignition	1950	GT9A	(not France)			Windshield wiper	1949-50	31201B
Control box	1949-50	*45012A/D	(R.H. and L.H.)	1949-50	*B50445K	Knob	—	*314691
Distributor	1949	37065E	Number plate illumination	1949-50	53093E	Terminal block	1949-50	300990
" Later	1949-50	40109B	Side	1949-50	52070A	Trafficators	1949-50	*54039A
Generator	1949-50	40109D	Stop tail and reverse ..	1949-50	*53094E	Warning light	1949-50	318604
"	1949-50	*22446A	Starting motor	1949-50	25006A/D	Windshield wipers		
" Later	1950	*22250E/F	Steering column control ..	1949-50	*32750B	Motor	1949-50	*75068K
Horn			SWITCHES			Wheelbox	1949-50	72560A/K
Low note	1949	*69021A	Dipper	1949-50	31284A	Crosshead and rack assy.		
High note	1950	*69011F	Ignition and lighting ..	1949-50	*344874	Cut to 47 1/2"	1949-50	738499
"	1949	*69022A	Panel	1949-50	78225A	Outer casing		
"	1950	*69012F	Knob	—	*768507	Motor to wheelbox ..	1949-50	*739832
LAMPS			Reverse lamp	1949-50	*31077D	Wheelbox to wheelbox ..	1949-50	*739971
Head, Home			Roof lamp	1949-50	*359350	3", offside wheelbox ..	1949-50	740031
R.H.D., dip left (L.H.)	1949-50	*50445K	Solenoid, starting motor	1949-50	76022B	Grommet, wheelbox ..	1949-50	734458
" non-dip (R.H.)	1949-50	*50446K	Solenoid operating ..	1949-50	*31071A	Arm, left hand	1949-50	*737452
Head, Export			Stop lamp	1949-50	31281B	" right hand	1949-50	*737451
R.H.D., dip left	1949-50	*50445K	Spring	—	315543	Blade	1949-50	727707
L.H.D., dip right	1949-50	*A50445K						

BRISTOL '401' 1949-53

Ammeter	1949-50	36070A	LAMPS—continued			Terminal block	1949-51	300990
Battery	1951-53	36120A	Head, Export France ..	1951-53	51092A	"	1952-53	304812
Coil, ignition	1949-53	GT9A	Number plate interior parts	1949-53	553780	Trafficators	1949-53	*54039A
Control box	1949-52	*45012A/D	Stop tail and reverse ..	1949-50	*53094E	Warning lights		
Distributor	1952-53	*45039A	"	1951-53	53201B	Ignition	1949-53	318604
" Later	1949-53	37065E	Petrol reserve valve ..	1949-53	78016A	Main beam	1949-53	318604
Generator	1949	40109B	Relay, foglamp	1949-53	33093A	Petrol reserve	1949-53	318604
"	1949-50	40109D	Relay, horn	1949-53	*33116B	Windshield wipers		
"	1951-52	40235A/B	Starting motor	1949-50	25006A/D	Motor	1949	75088L
"	1953	40345A	Steering column control ..	1951-53	25026A/E	"	1950	75084K
Generator	1949-52	*22250E/F	SWITCHES			"	1951	75084L
" Later	1952-53	22258D	Dipper	1949-53	31284A	"	1952-53	75143A
Horn			Foglamp	1949-53	31154A	Wheelbox	1949-53	72560A/K
Low note	1949-53	*69011F	Heater or fan	1949-53	78241A	Crosshead and rack assy.		
High note	1949-53	*69012F	Ignition and lighting ..	1949	*34051A	Cut to 47 1/2"	1949-51	738499
LAMPS			"	1950	*34050B	Crosshead and rack assy.	1952-53	738764
Fog and side	1949-53	50417F	"	1951	*34081A	Outer casing		
Head, Home			"	1952-53	*34071A	Motor to wheelbox ..	1949	*739899
R.H.D., dip left (L.H.)	1949-50	*50445K	Panel	1949-53	*78243A	"	1950-53	739858
" non-dip R.H.)	1949-50	*50446K	Petrol reserve	1949-53	31154A	Wheelbox to wheelbox ..	1949	*739947
R.H.D. dip left			Reverse lamp	1949-53	*31077D	"	1950-51	*739931
(L.H. and R.H.)	1951-52	50920A	Roof lamp	1949-53	31154A	3", offside wheelbox ..	1949-53	739937
ditto	1953	*51334A	Solenoid, starting motor	1949-50	76022B	Arm, left hand	1949-53	740031
Head, Export			Stop lamp	1951-53	*76411D	Arm, right hand	1950-53	*737571
R.H.D., dip left	1949-50	*50445K	Solenoid operating ..	1949-53	31153A	"	1949	*737603
"	1951-52	50920A	Stop lamp	1949-53	31281B	Blade	1950-53	*737570
"	1953	*51334A	Spring	—	315543	"	1949-51	*737572
L.H.D., dip right	1949-50	*A50445K	Trafficator	1949-53	031046	" Later	1952	*737683
Head, Export Europe			Windshield wiper	1949-53	31154A			741680
(not France)	1949-50	*B50445K						

*See Supersession Chart

L.H. .. Left hand

R.H. .. Right hand

L.H.D. .. Left hand drive

R.H.D. .. Right hand drive

Note. Before ordering Steering Column Controls refer to the detailed parts section (P)



BRISTOL '403' 1954

Unit	Year	Part No.	Unit	Year	Part No.	Unit	Year	Part No.
Ammeter	1954	36120A	LAMPS— <i>continued</i>			SWITCHES— <i>continued</i>		
Battery	1954	GT9A	Head, Export France ..	1954	51591A	Trafficator	1954	031046
Coil, ignition ..	1954	*45012A/D	Number plate interior parts	1954	553780	Windshield wiper ..	1954	31154A
Control box .. .	1954	37065E	Side	1954	*52205A/B	Trafficators	1954	*54039A
Distributor .. .	1954	40345A	Stop tail and reverse ..	1954	53201B	Warning lights		
Generator	1954	22258D	Petrol reserve valve .. .	1954	78016A	Ignition	1954	318604
Horn			Starting motor	1954	25026A/B	Main beam	1954	318604
Low note	1954	*69011F	Suppressor	1954	78120A	Petrol reserve .. .	1954	318604
High note	1954	*69012F	SWITCHES			Windshield wipers		
Horn relay	1954	*33116B	Dipper	1954	31284A	Motor	1954	75143A
LAMPS			Foglamp	1954	31154A	Wheelbox	1954	72560A/K
Fog	1954	55043E	Ignition and lighting ..	1954	*34071A	Crosshead and rack assy.	1954	738764
Head, Home			Panel	1954	*78243A	Outer casing		
R.H.D., dip left ..	1954	*51334A	Petrol reserve	1954	31154A	Motor to wheelbox ..	1954	739858
Head, Export			Reverse lamp	1954	*31077D	Wheelbox to wheelbox	1954	739937
R.H.D., dip left ..	1954	*51334A	Solenoid, starting motor ..	1954	*76411D	3", offside wheelbox ..	1954	740031
L.D.H., dip right ..	1954	*51337A	Solenoid operating .. .	1954	31153A	Arm, left hand .. .	1954	*737603
Head, Export Europe (not France) ..	1954	51339A	Stop lamp	1954	31281B	Arm, left hand .. .	1954	*737602
			Spring	—	315543	" right hand .. .	1954	741680

BRISTOL '404' 1954-55

Unit	Year	Part No.	Unit	Year	Part No.	Unit	Year	Part No.
Ammeter	1955	36196A	LAMPS— <i>continued</i>			SWITCHES— <i>continued</i>		
Battery	1954-55	GT9A	Side	1954-55	52139B	Stop lamp	1954-55	31082D
Bulb holder, panel light ..	1954-55	39007A	Stop tail and reverse .. .	1954-55	53201B	Trafficator	1954-55	031046
Bulb	—	987	Petrol reserve valve .. .	1954-55	78028A	Windshield wiper ..	1954-55	*31302A/D
Coil, ignition .. .	1954-55	*45012A/D	Starting motor	1954-55	25026B	Terminal block .. .	1954-55	37101A/B
Control box .. .	1954	37065E	Steering column control ..	1954-55	323726	Trafficators	1954-55	*54039A
"	1955	*37138D	Stop bracket	1954-55	323738	Warning lights		
Distributor .. .	1954-55	40345A	Contact	1954-55	*324338	Auxiliary	1954	*38106A
" (special orders)	1954-55	40417A	Bracket and contact plate ..	1954-55	78120A	Flasher or trafficator ..	1955	*38106A
Fuse box	1955	033239	Suppressor	1954-55	—	Ignition	1954	38104A
Generator	1954-55	22258D	SWITCHES			Main beam	1954	*38105A
Horn			Dipper	1954-55	31284A	Petrol reserve .. .	1954	38103A
Low note	1954-55	*69011F/J	Fog and driving lamp (when fitted) ..	1955	31113A	Windshield wipers		
High note	1954-55	*69012F/J	Ignition and lighting ..	1955	31270A	Motor	1954-55	*75232A
Horn relay	1954-55	*33116B	Knob	—	316285	Wheelbox	1954-55	72635B
LAMPS			Panel	1954	*78243A	Crosshead and rack assy.	1954-55	741263
Driving	1955	55132B	Petrol reserve	1955	*78312A	Outer casing		
Fog (special orders) ..	1954	*55055A	Knob	—	317463	Motor to wheelbox ..	1954-55	745054
Head, Home			Solenoid, starting motor ..	1954-55	*76411D/E	Wheelbox to wheelbox ..	1954-55	740963
R.H.D., dip left ..	1954-55	51344A	Solenoid operating .. .	1954	*31300A	End tube	1954-55	740746
Number plate illumination	1954-55	53093E	"	1955	*31282A	Ferrule, casing retaining	1954-55	740715
Pass (special orders) ..	1954	55081A	"	1955	—	Arm	1954-55	745072
						Blade	1954-55	*738735

BRISTOL 'X404' (Arnolt Body) 1954

Unit	Year	Part No.	Unit	Year	Part No.	Unit	Year	Part No.
Battery	1954	GT9A	LAMPS— <i>continued</i>			Warning lights		
Bulb holder, panel light ..	1954	39007A	Side (flasher)	1954	52162D	Flasher	1954	*38070A
Bulb	—	987	Stop tail (flasher) .. .	1954	53178D	Ignition	1954	38071A
Coil, ignition .. .	1954	*45012A/D	Starting motor	1954	25026B	Main beam	1954	38059A
Control box .. .	1954	37065E	Steering column control ..	1954	*32750A	Petrol	1954	38111A
Distributor .. .	1954	40417A	Suppressor	1954	78120A	Windshield wipers		
Flasher unit .. .	1954	*35003A	SWITCHES			Motor	1954	75143A
Flasher relay .. .	1954	33117A	Dipper	1954	31284A	Wheelbox	1954	72560A/K
Generator	1954	22258D	Flasher	1954	031046	Crosshead and rack assy.	1954	736177
Horn			Ignition and lighting ..	1954	*34071A	Outer casing		
Low note	1954	*69011F	Panel	1954	*78310A	Motor to wheelbox ..	1954	739870
High note	1954	*69012F	Petrol reserve	1954	*31261A	Wheelbox to wheelbox ..	1954	739937
Horn relay	1954	*33116B	Knob	—	317463	3", offside wheelbox ..	1954	740031
LAMPS			Reverse lamp	1954	*31077D	Arm, left hand .. .	1954	*737557
Head, Export U.S.A. ..	1954	51343A	Solenoid, starting motor ..	1954	*76411D	" right hand .. .	1954	*737453
Light unit	—	554866	Solenoid operating .. .	1954	*31300A	Blade	1954	738724
Number plate illumination	1954	53097E	Stop lamp	1954	31281B			
			Windshield wiper .. .	1954	*31468B			

BRISTOL '405' 1955-58

Unit	Year	Part No.	Unit	Year	Part No.	Unit	Year	Part No.
Ammeter	1955-58	36196A	Generator	1955-56	22258D	LAMPS— <i>continued</i>		
Battery	1955-58	GT9A	" Later	1956-58	22258E	Number plate illumination	1955-58	53097D/E
Bulb holder, panel light ..	1955-58	39007A	Horn	1955	*69011J	Side/Flasher	1955	*52236A
Bulb	—	987	Low note	1955	*69046A/F	"	1956-58	*52276A
Coil, ignition .. .	1955-56	*45012B	High note	1955	*69012J	Stop tail, flasher and reflex	1955-58	53377A/B
"	1957-58	*45054H	"	1956-58	69047A/F	Petrol reserve valve ..	1955-58	78029A
Control box .. .	1955	*37138D	LAMPS			Relay, flasher	1955-58	33117B
"	1956-58	*37187A/K	Driving	1955-58	55132B	Relay, horn	1955-58	*33116B
Distributor .. .	1955	40345A	"	1958	55128B	Starting motor .. .	1955-58	25026B/D
"	1956-58	40489A/B	Head, Export France .. .	1958	—	Steering column control		
Flasher unit .. .	1955	*35003A	Head, Home			Stop bracket	1955-58	323736
"	1956-58	35010A	R.H.D., dip left .. .	1955	51546A	Contact	1955-58	323738
Fuse box	1955-58	033239	" Later	1955	51546B	Bracket and contact plate	1955-58	*324338
			"	1956-58	51546D/E	Suppressor	1955-58	78120A

*See Supersession Chart

L.H.D. . . . Left hand drive

R.H.D. . . . Right hand drive

continued



BRISTOL '405' 1955-58—continued

Unit	Year	Part No.	Unit	Year	Part No.	Unit	Year	Part No.
SWITCHES			Terminal block	1955-58	37101B	Windshield wipers—cont'd		
Boot lamp	1955-58	31175A	Warning lights			Outer casing	1955	745054
Dipper	1955-58	31284A	Direction indicator ..	1955-58	*38106A	Motor to wheelbox ..	1955-58	744099
Flasher	1955-58	031046	Ignition	1955-58	38104A	" " " "	1955	740963
Fog and driving lamp ..	1955-58	31113A/D	Main beam	1955-58	*38105A	Wheelbox to wheelbox ..	1955-58	745179
Ignition and lighting ..	1955-58	31270A/B	Petrol reserve	1955-58	38103A	End tube	1955-58	740746
Knob	—	316285	Windshield wipers			Ferrule, casing retaining	1955-58	740715
Panel	1955-58	*78312A	Motor	1955-56	*75280A	Arm	1955-58	741839
Petrol reserve	1955-58	*31261D	" " " "	1957-58	*75232A	Blade	1955-58	*738735
Knob	—	317463	Wheelbox	1955	72635B	Overdrive equipment		
Solenoid, starting motor	1955-58	*76411E	" " " "	1956-58	72683A	Switches		
Solenoid operating ..	1955-58	*31282A	Crosshead and rack assy.			Control	1955-58	31500A
Stop lamp	1955-58	31082D/E	Cut to 37 1/2"	1955-58	741263	Interrupter	1955-58	*31077E
Windshield wiper	1955-58	*31302D						

BRISTOL '406' 1958-60

Ammeter	1958-60	36242A	Relay, horn	1958-60	*33116B	Windshield wipers		
Battery	1958-60	GT9A	Starting motor	1958-60	25026E	Motor	1958-60	75310A
Coil, ignition	1958-60	*45054H/K	Steering column control			Wheelbox	1958-60	72686B
Control box	1958-60	*37187A/L	Stop bracket	1958-60	323736	Crosshead and rack assy.	1958-60	744256
Distributor	1958-59	*40592A	Contact	1958-60	323738	Outer casing		
" " " "	Later	40629A	Bracket and contact plate	1958-60	*324338	Motor to wheelbox ..	1958-60	54710550
Flasher unit	1958-60	35010A	SWITCHES			Wheelbox to wheelbox ..	1958-60	54710551
Fuse box	1958-60	033239	Boot lamp	1958-60	31175F	End tube	1958-60	740746
Generator	1958-60	22258E/F	Courtesy	1958-60	*31302D	Arm	1958-59	744133
Horn			Dipper	1958-60	31284A	" " " "	1960	54711538
Low note	1958-60	69046F	Door pillar	1958-60	31175F	Blade	1958-60	*737907
High note	1958-60	69047F	Flasher	1958-60	031046	" " " "	1960	54711283
LAMPS			Ignition and lighting ..	1958-60	31270B	Overdrive equipment		
Boot	1958-60	53343A	Knob	—	316285	Solenoid, transmission	1958	*76505B
Flasher, front and rear ..	1958-60	*52272D	Panel	1958-60	*78312A	gear	1959-60	76515A
Flasher, repeater	1958-60	52326B	Reverse lamp	1958-60	*31077E	ditto		
Front grille illumination ..	1958-60	39006A	Solenoid, starting motor	1958-60	*76411E	Switches		
Number plate illumination	1958-60	53518A	Solenoid operating ..	1958-60	*31282A	Interrupter	1958-60	*31077E
Reverse	1958-60	*52246B	Stop lamp	1958-60	31082E/J	Manual control	1958-60	31500B
Stop tail and reflex ..	1958-60	53377B	Windshield wiper	1958-60	31847A			
Petrol reserve valve ..	1958-60	78037A	Terminal block	1958-60	37101B			
Relay, foglamp	1958-60	33093A						

BRUSH ELECTRIC Battery Vehicle 1951-55

Fuse box	1951-55	37104A	LAMPS			Windshield wipers		
Horn	1951-55	*069213	Roof lamp	1951-55	*56017A	Motor	1951-55	*75126A
Horn push	1951-55	76205A	Mirror	1951	62515A	Arm	1951-55	*735049
			Reflex reflector	1952-55	*062562	Blade	1951-55	727802

CITROEN 15 h.p. 1946-55

Ammeter	1946-54	36033D	LAMPS, Head, Home—			Trafficators	1946-52	*54017B
Coil, ignition	1946-54	*45020A/B	<i>continued</i>			" " " "	1953-55	54044A/D
" " " "	1955	*45012B	R.H.D., dip left			Warning lights		
Control arm	1946	*310518	(L.H. and R.H.) ..	1951-52	*50718F	Flasher	1951-54	*38069A
" " " "	Later	31110A	ditto	1953-55	51473A	Main beam	1949-54	*38069A
Control box	1947-50	31129A	Head, Export			Windshield wipers		
" " " "	1946-48	*37031A/B	R.H.D., dip left ..	1950-52	*50718F	Motor	1946-48	75066A
" " " "	1949-50	37057E	L.H.D., dip right ..	1950-52	*50775E	" " " "	1949-50	*75055K
" " " "	1951-52	37065E	Number plate illumination			" " " "	1951	*75055L
" " " "	Later	*37138A/D	and boot	1954-55	53308A	" " " "	1952-55	75152A
Distributor	1946-49	40100E	Side	1949-50	52030A	" " " "	1946-48	735691
" " " "	Later	40219A/B	(U.S.A.)	1953-55	*52162B/D	Clutch housing		
" " " "	1950	*40219D	Stop tail and number plate	1946	*53028B	Wheelbox	1949-50	72608A/D
" " " "	Later	40219E/F	" " " "	1947-52	*53063B	With switch	1951-55	72567A/H
" " " "	1951-52	40236B/D	Stop tail (Export) ..	1949-50	*53151B/D	" " " "	1949-50	72607A/B
" " " "	Later	*40332A/E	Tail and flasher (U.S.A.)	1953-54	53200A	Less switch	1949-50	72568A/E
Flasher unit	1953-54	*35003A	Reflex reflector (U.S.A.)	1953-54	*57035D	" " " "	1951-55	72568A/E
Flasher relay	1953-54	33117A	Starting motor	1946	*255273	Bracket, shaft, short ..	1946-48	737243
Fuse box	1952-55	033239	" " " "	1946-48	25502A	Bracket coupling	1946-48	729036/S
Generator	1946	*228199	" " " "	1949-55	25531A/D	Link, primary	1946-48	734756
" " " "	2447-50	22416B	SWITCHES			" " " "	1946-48	737281
" " " "	1951-52	*22250E/F	Ignition	1951-55	31287A	Crosshead and rack assy.		
" " " "	Later	22258D	Ignition and lighting ..	1946-50	*34025B	Cut to 34 1/2"	1949-52	736177
Horn			Solenoid, starting motor	1946-48	76022B	Crosshead and rack assy.	1953-55	738764
Low note	1946-48	*69021A	Solenoid operating ..	1949-55	*76411D/E	Outer casing		
" " " "	1949-50	*69011F	" " " "	1946-54	317063	Motor to wheelbox ..	1949-55	739870
" " " "	1955	69046A	Starting motor	1955	31363A	Wheelbox to wheelbox ..	1949-52	*739943
High note	1946-48	*69022A	Stop lamp	1946	*764150	" " " "	1953-55	739937
" " " "	1949-50	*69012F	Spring	1946-53	*31281B	3", offside wheelbox ..	1949-55	740031
" " " "	1955	69047A	Stop lamp	1954-55	31571A	Grommet	1946-52	734874
LAMPS			Trafficator	1951	31440A	Housing or wheelbox ..	1953-55	733695
Head, Home			" " " "	1951-52	31190A	Wheelbox	1946-54	*735076
R.H.D., dip left (L.H.)	1946	*50253B	" " " "	1953-55	031046	Arm	1955	*735098
" " non-dip (R.H.)	1946	*50254B	Knob	1953-55	311156	Blade	1946-55	727707
" " dip left (L.H.)	1947-50	*50716D						
" " non-dip (R.H.)	1947-50	*50717D						

* See Supersession Chart L.H.D. .. Left hand drive † No longer available—refer to Wiper Conversion Set Section. L.H. .. Left hand R.H. .. Right hand

Note. Before ordering Steering Column Controls refer to the detailed parts section (P)



CITROEN 23 h.p. 1946-55

Unit	Year	Part No.	Unit	Year	Part No.	Unit	Year	Part No.
Ammeter	1946-53	36033D	LAMPS—continued			Trafficators	1949-52	*54017B
Coil, ignition	1949-53	*45020A/B	Side	1949	52164A	" Later	1952-55	54044A/D
"	1954-55	*45012B	"	1950-52	52134A/B	Warning lights		
Control arm	1949-50	31129A	"	1953-55	52030A	Flasher	1951-53	*38069A
Control box	1946-55	37057E	" (U.S.A.)	1949-50	52134A/B	Main beam	1949-53	*38069A
Distributor	1946-55	40173A/E	"	1953	*52162B/D	Windshield wipers		
Flasher unit	1953	*35003A	Stop tail and number plate	1949-50	*53029A	Motor	1949-50	*75055K
Flasher relay	1953	33117A	"	1951-52	*53063B	"	1951	*75055L
Generator	1946-55	22430E	Tail and flasher indicator			" Later	1951-55	75152A
Horn			(U.S.A.)	1953	53200A	Wheelbox		
Low note	1949-51	*69019A	Reflex reflector (U.S.A.)	1953	*57035D	With switch	1949-50	72608A/D
"	1955	69046A	Starting motor	1949-55	25513A/D	"	1951-55	72567A/H
High note	1949-51	*69020A	SWITCHES			Less switch	1949-50	72607A/B
"	1955	69047A	Ignition	1951-55	31287A	"	1951-55	72568A/E
LAMPS			Ignition and lighting	1949-50	*34025B	Crosshead and rack assy.		
Head, Home			Solenoid, starting motor	1949-55	*76411D/E	Cut to 34 1/8"	1949-55	736177
R.H.D., dip left (L.H.)	1949-50	*50861A	Solenoid operating	1949-54	*317063	Outer casing		
" non-dip (R.H.)	1949-50	*50862A	Stop lamp	1955	31363A	Motor to wheelbox	1949-55	739870
" dip left			Spring	1949-53	31281B	Wheelbox to wheelbox	1949-52	*739943
(L.H. and R.H.)	1951-52	*50718F	Trafficator	1951	*31571A	"	1953-55	*739979
"	1953-55	51473A	" Later	1951-52	31190	3" offside wheelbox	1949-55	740031
Head, Export			Lever	1953-55	31250F	Grommet, wheelbox	1949-53	733874
R.H.D., dip left	1951-52	*50718F		1953-55	311156	"	1954-55	733695
L.H.D., dip right	1951-52	*50775E				Arm	1949-54	*735076
Number plate illumination						"	1955	*735098
and boot	1955	53308A				Blade	1949-55	727707

CITROEN 2CV 1954-60

Ammeter	1954-60	*36113A	SWITCHES			Warning light, petrol		
Coil, ignition	1954-60	45057A/B	Ignition	1954-60	31287A/B	Van	1954-60	38094A
Horn	1957-60	*70146A/B	Trafficator	1954-60	31250A/H	Windshield wipers		
LAMPS			Lever	—	311156	Arm	1956-60	*735096
Number plate illumination			Trafficators	1954-60	54053A	Blade	1956-60	727802
(Van)	1954-60	A53101						
		E/H						

CITROEN DS19 1956-60: ID19 1959-60: 'Safari' 1960

Ammeter	1957-59	36233B/D	LAMPS—continued			Warning lights		
Bulb holder, panel light	1960	863511	Stop	1958-60	53686A/E	High pressure	1960	38158A
Bulb	—	987	" ("Safari" only)	1960	53600A/E	Ignition	1960	38185A
Coil, ignition (ID19 only)	1959-60	*45053K	Tail	1956-60	*53533A/B	Main beam	1960	38210A
Control box	1956	37183H	" ("Safari" only)	1960	*53902A/B	Oil	1960	38209A
"	1957-60	*37187K/L	Reflex reflector	1956-60	57111A	Windshield wipers		
Fuse box	1956-60	033239	Starting motor	1956-60	25553B	Motor	1958-60	75330A
Generator	1956	*22483B	SWITCHES			Wheelbox	1958-60	72704A
"	1957-60	22258E/F	Dimmer and demister	1956-59	78311A	Crosshead and rack assy.	1958-60	743955
Horn			"	1960	78346A	Outer casing		
Low note	1956-60	69046B/F	Knob, dimmer	1956-60	768972	Motor to wheelbox		
High note	1956-60	69047B/F	" demister	1956-60	768973	Left hand	1958-60	745678
LAMPS			Ignition	1956-60	768974	Right hand	1958-60	745677
Flasher, rear	1956-60	*52272A/D	Interior light	1956-60	31126B	End tube	1958-60	740746
Head, Home			Knob	1956-60	316144	Ferrule, casing retaining	1958-60	740715
R.H.D., dip left	1956-60	51988A/D	Panel	1956-59	*78320A	Grommet, wheelbox	1958-60	740811
Number plate illumination	1956-59	53101H	Knob	—	768972	Arm, left hand	1958-60	745968
"	1960	53518A	Solenoid, starting motor	1956-60	*76411E	Arm, right hand	1958-60	745967
Reverse	1960	53378A	Solenoid operating (ID19 only)	1959-60	31363A	Blade	1958-60	737897

CLECCO ELECTRICS Battery Vehicle 1952-54

Fuse box	1952-54	*37137B	LAMPS—continued			Windshield wipers		
Horn	1952-54	*069213	Tail and number plate	1952-54	*53007B	Motor	1952-54	*75120A
Horn push	1952-54	76205A	SWITCHES			Arm	1952-54	*735049
LAMPS			Lighting	1952-54	34065A	Blade	1952-54	727802
Side	1952-54	52102A						

COMMER 8 cwt. Van 1946-52: Estate Car 1949

Battery	1946-47	SG9A	Control box	1946	*37003A	Generator	1946-47	22449A
"	1948-49	GT9A	"	1947	*37031A	"	1948	*22411A
"	1950-52	GT7A	"	1948	37057E	"	1949	*22250A
Coil, ignition	1946-52	*45020A/B	" Later	1949-51	37065E	"	1950-51	*22250E/F
			Distributor	1951-52	*37138B	" Later	1951-52	22258D
			"	1946	*40042B/D	Horn	1946-48	069344
			"	1947-52	*40050A/J	" Later	1948-52	*69011F

* See Supersession Chart L.H. .. Left hand R.H. .. Right hand L.H.D. .. Left hand drive R.H.D. .. Right hand drive continued



COMMER 8 cwt. Van 1946-52: Estate Car 1949-continued

Table with 9 columns: Unit, Year, Part No., Unit, Year, Part No., Unit, Year, Part No. It lists various components like LAMPS, SWITCHES, and their corresponding part numbers and years.

COMMER 'Express' Delivery Van and Pick-up Truck 1953-60

Table with 9 columns: Unit, Year, Part No., Unit, Year, Part No., Unit, Year, Part No. It lists various components like Ammeter, LAMPS, SWITCHES, and their corresponding part numbers and years.

* See Supersession Chart L.H. .. Left hand R.H. .. Right hand L.H.D. .. Left hand drive R.H.D. ... Right hand drive

Note. Before ordering Steering Column Controls refer to the detailed parts section (P)



COMMER 'Cob' Light Van 1957-60

Unit	Year	Part No.	Unit	Year	Part No.	Unit	Year	Part No.
Battery	1957-58	GLTW7A	LAMPS—continued			SWITCHES—continued		
" (cold climates) ..	1959-60	BT7A	Head, Export France ..	1957	51739B	Stop lamp	1957	31281B
Coil, ignition	1957-60	BT9A	" " " Later	1958-59	51990D/E	Spring	—	315774
Control box	1957-59	*45053	Head, Export Sweden ..	1959-60	58366A	Stop lamp	1958-60	31082E/H
" " " Later	1959	H/M	Head, Export U.S.A. ..	1957	51741B	Cap	—	316072
" " " " "	1959-60	37182H	" " " " "	1958-60	51991D/E	Windshield wiper ..	1957	31192D
Distributor	1957	37182J	Number plate illumination	1957-60	53278B	Knob	—	317453
" (high compression)	1958-59	37182K	Side and flasher	1957	52240B	Warning light (main beam)		
" " " " "	1960	*40050J	" " " " " Later	1957-58	*52372A/B	(U.S.A.)	1959-60	38118A
" " " " " Later	1960	*40562A	Stop tail and flasher ..	1959-60	52403B	Windshield wipers		
" " (low compression)	1958	40530A/D	Stop tail, flasher and reflex	1958-60	53640A/D	Motor	1957-58	75296A/B
" " " " " Later	1959-60	40492A	ditto (N. America) ..	1958	53685A	" " " " " "	1959-60	75296E
" " " " " " "	1960	40492B	ditto " " " " " "	1958-59	53754A	Wheelbox	1957-58	72663F
Flasher unit	1957-60	40492D/E	Reflex reflector	1960	53752F	" " " " " "	1959-60	72673A
Fuse box	1957	35011A	Relay, horn (when twins fitted)	1957-60	*33116B	Crosshead and rack assy.		
" " " " " " "	1958-60	033239	Starting motor	1957-60	25022A/L	Cut to 43 1/2"	1957-60	743235
Generator	1957-60	033277	" " " " " " " Later	1960	25022M	Outer casing		
Horn	1957-60	22258E/F	Steering column control ..	1957	25022N/Q	Motor to wheelbox ..	1957	745138
Low note	1957-60	69046E/F	" " " " " " " "	1958-60	32940D	Wheelbox to wheelbox	1957	745139
High note (optional) ..	1957-60	69047E/F	SWITCHES		33508B	" " " " " " "	1958-60	743706
LAMPS			Dipper	1957-60	31284A/D	End tube	1957-60	740746
Head, home			Flasher	1957	31533A	Arm, left hand drive ..	1957	745074
R.H.D., dip left ..	1957	51736B/D	" " " " " " "	1958-60	31737A/B	" " " " " " "	1958-59	741845
" " " " " " "	1958-60	51971E/H	" (N. America) ..	1958-60	31738A	" " " " " " "	1960	54711558
Head, Export Europe			Housing	1957-60	348539	" " " " " " "	1957	745073
(not France)	1957	51738B	Ignition and lighting ..	1957-60	31270B	" " " " " " "	1958-59	741844
ditto	1958-59	51989D/F	Knob	1957-60	316285	" " " " " " "	1960	54711557
(except France & Sweden)			Starting motor	1957-60	76423A	Blade	1957	738724
Later	1959-60	58365A	Coupling	1957	764428	" " " " " " "	1958-60	737897
			" " " " " " "	1958-60	764466			

COMMER 'Cob' Series II 1960

Battery	1960	BT7A	LAMPS—continued			SWITCHES—continued		
" (cold climates) ..	1960	BT9A	Head, Export Europe	1960	58359A	Starting motor	1960	76423A
Coil, ignition	1960	45102E	(except France & Sweden)	1960	58360A	Coupling	—	764466
Control box	1960	37290D/E	Head, Export France ..	1960	58360A	Stop lamp	1960	31802D
Distributor	1960	40681A	Head, Export Sweden ..	1960	58657A/B	Warning light (main beam)		
High compression ..	1960	40641B	Head, Export U.S.A. ..	1960	51779A/H	(U.S.A.)	1960	38118A
" " " " " " "	1960	40682A	Number plate illumination	1960	53278B	Windshield wipers		
" " " " " " " Later	1960	40682B	Side and flasher	1960	52403D	Motor, left hand drive	1960	75389A
Flasher unit	1960	35011A	Stop tail, flasher and reflex	1960	*53648F	" " " " " " " "	1960	75388A
Fuse box	1960	033287	ditto (U.S.A.)	1960	53753F	Wheelbox	1960	72734A
Generator	1960	22700D	Starting motor	1960	25022Q	Crosshead and rack assy.		
" (temporary alternative)	1960	*22704A	Steering column control ..	1960	33508B	Cut to 44 1/2"	1960	744256
Horn	1960	69092D	SWITCHES			Outer casing		
LAMPS			Dipper	1960	31800A	Motor to wheelbox ..	1960	54711609
Head, Home			Cap, rubber	—	54331425	Wheelbox to wheelbox	1960	743706
R.H.D., dip left ..	1960	51777A/K	Flasher	1960	31737B	End tube	1960	740746
			Ignition and lighting ..	1960	31270F	Arm, left hand drive ..	1960	54711535
			Knob	—	316285	" " " " " " "	1960	54711534
						Blade	1960	54711282

COMMER 15/25 cwt. 1946-48

Battery	1946-48	SG11A	LAMPS			SWITCHES—continued		
Coil, ignition	1946-48	*45020A/B	Head			Panel	1946-48	*314129
Control box	1946-48	*37032A/B	Left hand	1946-48	*50204A	Solenoid, starting motor	1946-48	76428A
Distributor	1946-48	*409624	Right hand	1946-48	*50205A	Stop lamp	1946-48	31281B
Fuse box	1946-48	*385175	Side	1946-48	*52074A	Spring	—	315543
Generator	1946-48	*22446A	Stop tail and number plate	1946-48	*53063B	Warning light	1946-48	*318505
Horn	1946-48	069344	Starting motor	1946-48	*255378	Windshield wipers		
			SWITCHES			Motor	1946-48	75129A
			Horn and dipper	1946-48	*380148	Arm	1946-48	*735096
			Ignition and lighting ..	1946-48	*34014B	Blade	1946-48	727802

COMMER 25 cwt. Lyons Van 1949-50

Battery	1949-50	SG11A	LAMPS			SWITCHES		
Coil, ignition	1949-50	*45020A/B	Head, Home			Horn and dipper	1949-50	*31061B
Control box	1949-50	37065E	Left hand	1949-50	*50583A	Ignition and lighting ..	1949-50	*34020B
Distributor	1949-50	409930A	Right hand	1949-50	*50584A	Starting motor	1949-50	76427B
Fuse box	1949-50	*385211	Side	1949-50	*52097A			
Generator	1949-50	*22446A	Tail and number plate ..	1949-50	*53007B	Warning light	1949-50	*38015B
" " " " " " " Later	1950	*22435A/B	Starting motor	1949-50	*255378			
Horn	1949-50	069344						

* See Supersession Chart R.H.D. . . . Right hand drive



COMMER 3/4 ton Forward Control Van and Passenger Chassis (Petrol & Diesel) 1960

Unit	Year	Part No.	Unit	Year	Part No.	Unit	Year	Part No.
Ammeter (optional)	1960	36254A	LAMPS— <i>continued</i>			SWITCHES— <i>continued</i>		
Battery (Petrol)	1960	BT7A	Head, Export Europe			Starter and heater		
" (Petrol, Export)	1960	BTZ9A	(not France)	1960	58270A	(Diesel)	1960	31829A
" (Diesel)	1960	STXK13A	Head, Export France	1960	58271A	Escutcheon plate	—	54332117
Coil, ignition	1960	45102E	Head, Export U.S.A.	1960	58493A	Starting motor (Petrol)	—	76423A
Control box			Number plate illumination	1960	53630A	Coupling	—	764466
Petrol	1960	37290D/E	Side and flasher	1960	52403B	Warning light (main beam)		
Standard Diesel	1960	37299A/B	Stop tail, flasher and reflex	1960	53640A/D	(U.S.A.)	1960	38190A
Heavy duty Diesel	1960	37304A/B	ditto (U.S.A.)	1960	53754B	Bulb	1960	281
Distributor	1960	40682A	Relay, horn (when twins			Windshield wipers		
Fuse box Later	1960	40682B	fitted)	1960	*33116B	Motor	1960	75390A
Generator	1960	033287	Starting motor (Petrol)	1960	25022N/Q	(R.H.D., switch cover		
Petrol and standard			(Diesel)	1960	26170A/B	position 90°)		
Diesel (temporary			Steering column control	1960	33554A	(L.H.D., switch cover		
ditto alternative)	1960	*22704A	Suppressor	1960	78106A	position 270°)		
Heavy duty Diesel	1960	22489B	SWITCHES			Link set	—	54711523
Horn			Dipper	1960	31800A	Arm, left hand drive		
Low note	1960	69092D	Cap	—	54331425	Bright finish	1960	54711532
High note (optional)	1960	69091D	Flasher	1960	*31903B	Silver grey finish Later	1960	54712028
LAMPS			Housing	—	54332184	Arm, right hand drive		
Head, Home			Ignition and lighting			Bright finish	1960	54711533
R.H.D., dip left	1960	51736B/D	(Petrol)	1960	*31288A/D	Silver grey finish Later	1960	54712029
			Knob	—	316285	Blade		
						Bright finish	1960	54711285
						Silver grey finish Later	1960	54711284

§ FUEL INJECTION EQUIPMENT (Perkins 4/99 Engine)

Unit	Year	Part No.	Unit	Year	Part No.
Fuel pump	1960	DPA3246175	Filter	1960	F4B2
Nozzle holder	1960	BKB40S5003N	Thermostart	1960	285-2A
Nozzle	1960	BDN12SD6236			

COMMER 25 cwt. Forward Control 1946-56

Ammeter	1946-50	*369263	LAMPS— <i>continued</i>			SWITCHES— <i>continued</i>		
"	1951-54	36047D	Head, Export			Panel	1946-50	*31285A
Battery	1946-50	SG11A	L.H.D., dip right	1952-53	*51250A	"	1951-56	31248A
"	1951-56	GT11A	"	1954	*51337A	Knob	1951-52	*316365
Coil, ignition	1946-50	*45020A/B	"	1955	*51337B	" Later	1952-56	316493
"	1951-56	*45012A/D	"	1956	*51337D/E	Starting motor	1946-49	76428A
Control box	1946	*37002A	Head, Export Europe			"	1950	76404B
"	1947	*37032A	(not France)	1952-53	*51251A	"	1951-54	76427B
"	1948-52	*37065E	ditto	1954-55	51339A	"	1955-56	76423A
" Later	1952-54	*37138B	ditto	1956	51339B/H	Coupling	1955-56	764428
"	1955-56	37182A/H	Head, Export France	1952-53	*50962	Trafficator (when fitted)		
Distributor	1946-50	*40962A	Head, Export U.S.A.	1952-53	*51253A	Trafficators (special		
"	1951-53	40218A/D	Number plate illumination	1955-56	53343A	orders)	1955	*053830
"	1953	40070A/E	Side	1946	52036A	ditto Later	1955-56	*318596
"	1954-56	*40376A/B	"	1947-48	*52003A	Warning light	1947-50	*38015B
(from Engine No.			"	1949-51	52154A	"	1951-55	38059A
55P7950) Later	1956	40511A/B	"	1952-54	*52110A	Windshield wipers		
Fuse box	1946-52	*385175	"	1955-56	52139B/F	Motor	1946-50	*733068
"	1952-56	033240	Stop tail and number plate	1949-54	*53063B	"	1951-53	54050A
Generator	1946-48	22453D	Stop tail	1955-56	53178E/F	"	1954-56	75144A
"	1949-50	*22446A	Tail and number plate	1946-48	*53007B	Wheelbox	1954-56	72655A
"	1951-52	*22250E/F	Reflex reflector	1955-56	57073B	Crosshead and rack assy.		
" Later	1952-56	22258D	Starting motor	1946-50	*255378	Cut to 43 1/2"	1954-56	736307
Horn	1946-56	*069213	Suppressor	1951-56	25521B/D	Outer casing		
Inspection lamp sockets	1951-54	39507A	"	1955-56	78106A	Motor to wheelbox	1954-56	739844
LAMPS			SWITCHES			Wheelbox to wheelbox	1954-56	739972
Head, Home			Horn and dipper	1946-50	*380168/S	End tube	1954-56	740031
Non-dip	1946	50129A	"	1951-56	*31325A	Arm	1946-52	*735061
Vertical dip	1947-51	*50285A	"	1946	*344920	" left hand	1952-53	*735055
Dip left	1952-53	*51249A	Ignition and lighting	1947-50	*34014B	" right hand	1954-56	737496
R.H.D., dip left	1954-55	51336A	"	1951-56	*31288A	Blade	1946-52	727802
"	1956	51336B/J	Knob	—	316285	" Later	1952-53	727801
Head, Export						"	1954-56	727803
R.H.D., dip left	1952-53	*51249A						
"	1954-55	51336A						
"	1956	51336B/J						

COMMER 1 1/4/1 1/2 ton Forward Control Mk. V 1956-60: 1 ton Forward Control 1959-60

Battery (Petrol)	1956-59	GT11A	Horn	1956-57	*069213	LAMPS— <i>continued</i>		
" (Diesel)	1960	BT11A	Low note Later	1957-60	69046E/F	Head, Export Europe		
Coil, ignition	1956-60	STXT19E	High note (optional)	1959-60	69047F	(not France)	1956-59	51339B/H
Control box	1956-59	*45054D/L	Horn relay (when twins			ditto Later	1959-60	58230A/E
"	1959-60	37182A/H	fitted)	1959-60	*33116B	Head, Export France	1960	58231A/E
" Later	1956	37182J	LAMPS			Number plate illumination	1956-60	53343A
Distributor	1960	37182K	Head, Home			Side	1956-60	52639F
"	1956-59	*40430A	R.H.D., dip left	1956-60	51336B/J	Stop tail	1956-60	53178F/H
" Later	1960	40491A/B	Head, Export			Reflex reflector	1956-60	57073B
Fuse box	1960	40667A/B	R.H.D., dip left	1956-60	51336B/J	Starting motor (Petrol)	1956-60	25521D
"	1957-60	033239	Head, Export			" (Diesel)	1957	26133A/B
" (Diesel starting			R.H.D., dip left	1956-60	51336B/J	"	1958-60	26133D/E
aid, serviced by C.A.V.)	1957-60	1800020	L.H.D., dip right	1956-59	*51337D/E	Steering column control	1956-60	32937A/B
Generator	1956	22258D	" Later	1959	*51337F/K	Suppressor	1956-60	78106A
"	1957-60	22258E/F						

* See Supersession Chart

§ Serviced by C.A.V. Ltd.

L.H.D. .. Left hand drive

R.H.D. .. Right hand drive

continued

Note. Before ordering Steering Column Controls refer to the detailed parts section (P)



COMMER 1¼/1½ ton Forward Control Mk. V 1956-60: 1 ton Forward Control 1959-60—continued

Unit	Year	Part No.	Unit	Year	Part No.	Unit	Year	Part No.
SWITCHES			SWITCHES—continued			Windshield wipers		
Dipper	1956-60	31284A/D	Starting motor (Petrol)	1956-60	76423A	Motor	1956-60	75144A
Ignition and lighting	1956-60	*31288A	Coupling	1956-58	764428	Wheelbox	1956-60	72655A
Knob	—	316285	Trafficator	1959-60	764466	Crosshead and rack assy.	—	—
Panel	1956-58	31248B	1956	31564A	Cut to 43 ½"	1956-60	736307
.. .. .	1959-60	*31515A	1957-60	31379A	Outer casing	—	—
.. .. . Later	1960	31869A	Windshield wiper	1956-60	31248B	Motor to wheelbox	1956-60	73984A
Knob	1956-60	*316365 Later	1960	34266A	Wheelbox to wheelbox	1956-60	739972
.. .. . Later	1960	316493	Knob	1956-60	312954	End tube	1956-60	740031
Solenoid operating (Diesel, serviced by C.A.V.)	1957-60	1823410	Terminal block	1959-60	37101B	Ferrule, casing retaining	1956-60	738410
Starter/heater (Diesel, serviced by C.A.V.)	1957-60	1823420	Trafficators	1956	54050A	Arm, left hand	1956-60	737496
			1957-60	54045E right hand	1956-60	737495
			Warning light (ignition)	1956-60	*38065A	Blade	1956-60	727803

§ FUEL INJECTION EQUIPMENT (Standard 23CV Engine)

Unit	Year	Part No.	Unit	Year	Part No.
Fuel pump	1956-57	DPA3246020	Nozzle	1956-60	BDN4SP6188
.. .. . Later	1957-58	DPA3246070-1-2-3	Filter	1956-59	F4-1
.. .. .	1959-60	DPA3246103	1960	F4B-3
Nozzle holder	1956-60	BKB40S697	Thermostart	1956-60	285-2A

COMMER 25 cwt. 'Superpoise' Van 1949-56: Medium Pick-up Truck Mk. IV 1951-54

Battery	1949-50	SG11A	LAMPS—continued			Reflex reflector	1955-56	32886A/D
.. .. .	1951-56	GT11A	Head, Export	—	—	Starting motor	1949-50	*255378
Coil, ignition	1949-56	*45012A/D	R.H.D., dip left	1950-51	*50445K	1951-56	25521B/D
Control box	1949-52	37065E	R.H.D., dip left (L.H. and R.H.)	Later	1951	Steering column control (Pick-up Truck)	1951-54	32886A/D
.. .. . Later	1952-54	*37138B	1951	*50954A	Suppressor	1955-56	78106A
Distributor	1955-56	37182A/H	1952-53	50941A	SWITCHES		
.. .. .	1949-50	*409624	L.H.D., dip right	1954-55	51336A	Horn and dipper	1949-50	*380148
.. .. .	1951-53	40218A/D	1956	51336B/J	1951-56	*31325A
.. .. . Later	1953	40070A/E Later	1950-51	*A50445K	Ignition and lighting	1949-50	*34014B
.. .. .	1954-56	*40376A/B	1951-53	*50804D	1951-56	*31288A
(from Engine No. SSP7950)	1956	40511A/B	1954-56	*51337A	Knob	1951-56	*316285
Fuse box	1949-52	*385175	Head, Export Europe (not France)	1950	*B50445K	Panel	1949-50	*31285A
.. .. . Later	1952-56	033240	ditto	1951-53	*50963A	1951-56	*31248A
Generator	1949-50	*22446A	ditto	1954-55	51339A	Knob	—	*316365
.. .. .	1950	*22435A/B	ditto	1956	51339B/H	Starting motor	1949	76428A
.. .. .	1951-52	*22250E/F	ditto	1950	52108A	1950	76404B
.. .. . Later	1952-56	22258D	Head, Export France	1951-53	*50962A	Coupling	1951-56	76423A
Horn	1949-56	*069213	1954	*51341A	Stop lamp	1951-56	764428
LAMPS			Head, Export U.S.A. (Pick-up Truck)	1951-52	*50804D	Trafficator	1949-50	31281A
Head, Home	—	—	1953-54	51343A	Trafficator (when fitted)	1955-56	31379A
R.H.D., dip left (L.H.)	1949	*50583A	Number plate illumination ditto (Pick-up Truck)	1955-56	53343A	Trafficators (special orders)	1955	*053830
.. .. . non-dip (R.H.)	1949	*50584A	1951-54	53101E Later	1955-56	54000A
.. .. . dip left (L.H.)	1950	*50878A	Side	1949	52108A	Warning light (ignition)	1949-50	*38015B
.. .. . non-dip (R.H.)	1950	*50880A	1950	52154A ditto (except Pick-up Truck)	1951-56	38059A
.. .. . dip left (L.H.)	1951	*50445K	Stop tail and number plate (except Pick-up Truck)	1950-54	*53063B	Windshield wipers	—	—
.. .. . non-dip (R.H.)	1951	*50446K	1955-56	53178E/F	Motor	1949-56	75129A
R.H.D., dip left (L.H. and R.H.)	Later	1951	1951-54	*53151B/D	Arm	1949-56	735065
.. .. .	1952-53	50941A	—	—	Blade	1949-56	727802
.. .. .	1954-55	51336A						
.. .. .	1956	51336B/J						

COMMER ¾/1½ ton 'Superpoise' Van and Medium Pick-up Truck Mk. V 1956-60

Battery (Petrol)	1956-57	GT11A	LAMPS—continued			SWITCHES—continued		
.. .. . Later	1957-59	GT9A	Head, Export	1956-60	51336B/J	Flasher (when fitted)	1956-60	31564A/D
.. .. . (Diesel)	1957-60	STX119E	R.H.D., dip left	1956-59	*51337D/E	Ignition and lighting	1956-60	*31288A
Coil, ignition	1956-57	*45054D/H	L.H.D., dip right	1959-60	*51337F/K	Knob	—	316285
.. .. .	1958	*45053J Later	1959-60	—	Solenoid operating (Diesel, serviced by C.A.V.)	1957-60	1823410
.. .. .	1959-60	*45054K/L	Head, Export Europe (not France)	1956-59	51339B/H	Starter/Heater (Diesel, serviced by C.A.V.)	1957-60	1823420
Control box	1956-59	37182A/H	ditto Later	1959-60	58230A/E	Starting motor (Petrol)	1956-60	76423A
.. .. .	1959-60	37182J	1960	58231A/E	Coupling	1956-58	764428
.. .. . Later	1960	37182K	Head, Export France	1956-60	53343A	1959-60	764466
Distributor	1956	*40430A	1956-60	52250B	Stop lamp	1956-60	31802B
.. .. .	1956 59	40491A/B	Side	1956-60	52250B	Windshield wiper	1956-60	31248B
.. .. . Later	1959-60	40667A/B	Side and flasher (optional) alternative)	1956-59	*52162E/F Later	1960	34266A
Flasher unit (when fitted)	1956-57	*35003A	ditto	1960	52240B	Knob	1956-60	312954
.. .. .	1958-60	35010A	Rear flasher (optional)	1956-60	*52282A/B	Windshield wipers	—	—
Fuse box	1956	033240	1956-60	53178E/J	Motor	1956-60	75289A
.. .. .	1957-60	033239	Stop tail	1956-60	57073B Later	1960	75398A
.. .. . (Diesel starting aid, serviced by C.A.V.)	1957-60	1800020	Reflex reflector	1956-60	65424A	Wheelbox	1956-60	72660A
.. .. .	1956	22258D (Dutch Van)	1958-60	—	Crosshead and rack assy.	1956-60	743722
Generator	1957-60	22258E/F	Relay, horn (when twins fitted)	1957-60	*33116B	Outer casing	—	—
.. .. .	1956	*069213	1956-60	25521D	Motor to wheelbox	—	—
Horn	1956	*069213	Starting motor (Petrol)	1957	26133A/B	Left hand	1956-60	743708
.. .. .	1956-60	69046A/E (Diesel)	1958-60	26133D/E	Right hand	1956-60	743709
.. .. . Later	1956-60	69047E/F	Steering column control	1956-60	32937A/B	End tube	1956-60	740746
.. .. .	1957-60	—	Suppressor (when fitted)	1956-60	78106A	Arm, left hand	1956-60	745081
LAMPS			SWITCHES		 right hand	1956-60	745080
Head, Home	—	—	Dipper	1956-60	31284A/D	Blade	1956-60	741680
R.H.D., dip left	1956-60	51336B/J						

* See Supersession Chart R.H.D. ... Right hand drive

§ Serviced by C.A.V. Ltd.

L.H. ... Left hand

R.H. ... Right hand

L.H.D. ... Left hand drive

continued

Note. Before ordering Steering Column Controls refer to the detailed parts section (P)



COMMER 3/4/1 1/2 ton 'Superpoise' Van and Medium Pick-up Truck Mk. V 1956-60—continued

§ FUEL INJECTION EQUIPMENT (Standard 23CV Engine)					
Unit	Year	Part No.	Unit	Year	Part No.
Fuel pump	1956-57	DPA3246020	Nozzle	1956-60	BDN4SP6188
" " Later	1957-58	DPA3246070-1-2-3	Filter	1956-59	F4-1
" "	1959-60	DPA3246103	" "	1960	F4B-3
Nozzle holder	1956-60	BKB40S697	Thermostart	1956-60	285-2A

COMMER 2 and 3 ton 1946-47

Unit	Year	Part No.	Unit	Year	Part No.	Unit	Year	Part No.
Battery	1946-47	SG11A	LAMPS—continued			SWITCHES—continued		
Coil, ignition	1946-47	*45039A	Head, Export			Panel	1946-47	*314129
Control box	1946-47	*37032A/B	L.H. and R.H.	1947	*50585A	Starting motor	1946-47	76428A
Distributor	1946-47	*410700	Side	1946-47	*520940	Stop lamp	1946-47	31281B
Fuse box	1946-47	*385175	Stop tail and number plate	1946-47	*523595	Spring		315543
Generator	1946-47	*22446A/B	Starting motor	1946-47	*270490	Warning light	1946-47	*318505
Horn	1946-47	069344				Windshield wipers		
LAMPS			SWITCHES			Motor	1946-47	75129A
Head, Home			Horn and dipper	1946	*380148	Arm	1946-47	*735096
R.H.D., dip left (L.H.)	1946	*50204A	Ignition and lighting	1946-47	*344540	Blade	1946-47	727802
" non-dip (R.H.)	1946	*50205A						
" dip left (L.H.)	1947	*50583A						
" non-dip (R.H.)	1947	*50584A						

COMMER 2/3 and 3/4 ton 1949-54: 4/5 ton 1949-51: 5 ton 'Superpoise' 1952-54: 'Commando' (Petrol) 1950-53

Battery	1949-50	SG11A	LAMPS			LAMPS—continued		
" "	1951-54	GT11A	Head, Home			Head, Export U.S.A.	1949-52	*50804D
Coil, ignition	1949-54	*45012A/D	R.H.D., dip left (L.H.)	1949	*50445K	" "	1953-54	51343A
Control box	1949-50	37065E	" non-dip (R.H.)	1949	*50446K	Side	1949-50	52108A
" " Later	1950-52	*37076E	" dip left (L.H.)	1950	*50878A	" "	1951-54	52139B
" " ('Commando')	1952-54	*37139D	" non-dip (R.H.)	1950	*50880A	Stop tail and number plate	1949-54	*53063B
serviced by C.A.V.)	1950-53	1685010	" dip left (L.H.)	1951	*50445K	Starting motor	1949	26026A/B
Distributor	1949-50	*410700B	" non-dip (R.H.)	1951	*50446K	" " Later	1949	*26035A
" "	1951	40135E/H	R.H.D., dip left			" " Later	1950-53	26041A/B
" "	1952	40210A/B	(L.H. and R.H.)	1952-53	*50954A	" " Later	1953-54	26094A
" " Later	1952-53	*40311D	Head, Export	1953-54	51336A	SWITCHES		
" "	1953	40360A/B	R.H.D., dip left	1949	*50445K	Horn and dipper	1949-50	*380168
" "	1953-54	40360D	" "	1950	*50878A	" "	1951-54	*31325A
Fuse box	1948-52	*385175	" "	1951	*50445K	Ignition and lighting	1949-51	*34014B
" " (Tractor)	1948-52	*37130A	R.H.D., dip left			" "	1952-54	*31288A
" " ('Commando')	1950-52	*37137A	(L.H. and R.H.)	1952-53	*50954A	Knob		316285
" " Later	1952-54	033239	" " Later	1953-54	51336A	Panel	1952-53	31248A
Generator	1949-50	*22446A/B	L.H.D., dip right	1949	*A50445K	Knob		*316365
" " Later	1950-52	*22435A/B	" "	1950	*A50878A	Starting motor	1949	76428A
" " ('Commando')	1952-54	*22456A/D	" "	1951	*A50445K	" "	1950	76404B
serviced by C.A.V.)	1950-53	D5LFA10	" " Later	1952-53	*50804D	" "	1951-54	76423A
Horn	1949-53	*069213	Head, Export Europe	1953-54	*51337A	Coupling		764428
Junction box	1952-54	78265A	(not France)	1949	*B50445K	Warning light	1949-51	*38015B
			ditto	1950	*B50878A	" "	1952-54	38059A
			ditto	1951	*B50445K	Windshield wipers		
			ditto Later	1951-53	*50963A	Motor	1949-54	75129A
			ditto	1953-54	51339A	Arm	1949-54	735065
			Head, Export France	1951-53	*50962A	Blade	1949-54	727802
			" " Later	1953-54	*51341A			

§ FUEL INJECTION EQUIPMENT
(Perkins P6 Engine 1949-54)

Unit	Year	Part No.	Unit	Year	Part No.
Fuel pump	1949-52	BPE6A60Q310S6237	Feed pump—continued	1953-54	BFPK22P68
" "	1953-54	BPE6A60S310S6321	Primer	1949-54	BFPUE2-54Z
Governor	1949-54	BPEMZ80A99	Pre-filter	1949-54	BFJSJ1-501
Coupling	1949-54	BZK G31-538	Nozzle holder	1949-54	BKB35S87
Venturi	1949-54	BEPK 50-50-77	Nozzle	1949-54	BDL110S6133
Feed pump	1949-52	BFPK22N1	Filter	1949-54	BFA5P1
" " Later	1952	BFPK22N68			

COMMER 2/5 ton 'Superpoise' (Petrol) 1955-60: 3/5 ton 'Superpoise' (Diesel) 1955-60: 6 ton 'Superpoise' (Petrol and Diesel) 1959-60

Battery (Petrol)	1955-59	GT11A	Control box (Diesel)	1959-60	37183H	Generator	1955-56	*22483A
" "	1960	BT11A	" " " " Later	1960	37183K	" "	1957-58	*22483D
" (Diesel)	1955-60	STXT19E			37183L	" (Petrol)	1959-60	22258E/H
Coil, ignition	1955-56	*45012B	Distributor	1955-60	40360D/E	" (Diesel)	1959	*22483D
" "	1957-60	*45054H/L	Flasher unit (when fitted)	1957	*35003A	" "	1960	22489B/D
Control box	1955	*37139E	" " " "	1958-60	35010A	Horn	1955-56	*069213
" " Later	1955-58	37183A/H	Fuse box	1955-60	032329	Low note	1957-60	69046E/F
" " (Petrol)	1959-60	37182H	" (Diesel heater,			High note (optional)	1957-60	69047E/F
" " " " Later	1960	37182J	serviced by C.A.V.)	1957-60	1800020	LAMPS		
		37182K				Flasher, front and rear		
						(optional)	1957-60	52314A

* See Supersession Chart
R.H.D. .. Right hand drive

§ Serviced by C.A.V. Ltd.

L.H. .. Left hand

R.H. .. Right hand

L.H.D. .. Left hand drive

continued

Note. Before ordering Steering Column Controls refer to the detailed parts section (P)



COMMER 2/5 ton 'Superpoise (Petrol) 1955-60: 3/5 ton 'Superpoise' (Diesel) 1955-60: 6 ton 'Superpoise' (Petrol and Diesel) 1959-60—continued

Unit	Year	Part No.	Unit	Year	Part No.	Unit	Year	Part No.
LAMPS—continued			Relay, horn (when twins fitted)			SWITCHES—continued		
Head, Home			Starting motor (Petrol) ..	1957-60	*33116B	Starting motor (Petrol)	1955-60	76423A
R.H.D., dip left ..	1955	51336A	(Diesel, serviced by C.A.V.) ..	1955-60	26094A	Coupling	1955-58	764428
" " " " ..	1956-60	51336B/J	ditto	1955-57	1330930-1	Windshield wiper ..	1959-60	764466
Head, Export			ditto	1958	1330670	Knob	1956-60	31248A
R.H.D., dip left ..	1955	51336A	Steering column control ..	1959-60	1320171	Windshield wiper Later	1960	34266A
" " " " ..	1956-50	51336B/J		1956-60	32937A/B	Knob	—	31295A
L.H.D., dip right ..	1955	*51337B	SWITCHES			Warning light (ignition) ..	1955	38059A
" " " " ..	1956-59	*51337D/E	Dipper	1956-60	31284A/D	Windshield wipers		
" " " " Later	1959-60	*51337F/K	Flasher (when fitted) ..	1956-60	31564A/D	Motor	1955	75129A
Head, Export Europe (not France) ..	1955	51339A	Heater (Diesel, serviced by C.A.V.) ..	1957-60	1823420	" " " " ..	1956-60	75289A
ditto	1956-59	51339B/H	Horn push and dipper ..	1955	*31325A	" " " " Later	1960	75398A
ditto Later	1959-60	58230A/E	Lighting and ignition or main	1955-60	*31288A	Wheelbox	1956-60	72660A
Head, Export France ..	1956-58	*51341B/E	Knob	—	316285	Crosshead and rack assy.	1956-60	743722
" " " " ..	1959	51342B/D	Panel (when fitted) ..	1955	31248A	Outer casing		
" " " " ..	1960	58231D/E	Solenoid operating (Diesel, serviced by C.A.V.) ..	1955-60	1823410	Motor to wheelbox		
Head, Export U.S.A. ..	1955-60	51343B/E				Left hand	1956-60	743708
ditto (indirect) ..	1960	51509A/H				Right hand	1956-60	743709
Number plate illumination	1955-60	53343A				End tube	1956-60	740746
Side	1955	52139B				Arm	1955	735065
Stop tail	1956-60	52250B				" left hand	1956-60	745081
Reflex reflector ..	1955-60	53178E/J				" right hand	1956-60	745080
	1955-60	57073B				Blade	1955	727802
						" " " " ..	1956-60	741680

§ FUEL INJECTION EQUIPMENT (Perkins P6 Engine 1955-60)

Unit	Year	Part No.	Unit	Year	Part No.
Fuel pump	1955-57	BPE6A60S310S6321	Primer	1955-57	BFPUE2-54Z
" " " " Later	1957-58	BPE6A60S310S6381	" " " " Later	1957-60	HP1-1
Governor	1958-60	BPE6A60U310S6381	Pre-filter	1955-60	BFJSJ1-501
" " " " ..	1955-56	BEPMZ80A99	Nozzle holder	1955-60	BKB32S630
" " " " Later	1956-57	BEPAMZ80A99	Nozzle	1955-60	BDL110S6133
" " " " ..	1957-58	BEPAMZ80A133	Venturi	1955	BEPK50-50-101
" " " " ..	1959-60	BEPBMZ80A133	" " " " ..	1956-60	BEPK50-50-107
Coupling	1955-60	BZKG31-538	Filter	1955-59	F2-8
Feed pump	1955-56	BFPK22P68	" " " " ..	1960	F2B-22
" " " " Later	1956-60	BFPK22P70			

(Perkins C305 Engine 1959-60)

Fuel pump	1959	DPA3264003	Filter	1959	F4-3
" " " " ..	1960	DPA3264035	" " " " ..	1960	F4B-5
Nozzle holder	1959-60	BKB32S630	Thermostart	1959	285-2A
Nozzle	1959-60	BDL110S6267	" " " " ..	1960	357-2

COMMER 3 ton Four Wheel Drive Cross-country Vehicle 1956

Battery	1956	GT11A	LAMPS			SWITCHES—continued		
Coil, ignition	1956	*45012B	Head, vertical dip	1956	056991	Ignition and lighting ..	1956	31270A
Control box	1956	*37166D	Number plate illumination	1956	53189A	Knob, ignition	—	31643A
Distributor	1956	*40364D	Side	1956	52186A	" lighting	—	316285
Fuse box	1956	033239	Tail	1956	*53250E	Panel	1956	31248B
Generator	1956	*22470H/L	Starting motor	1956	26094A	Knob	—	*316365
Horn	1956	069344	Suppressor	1956	78106A	Starting motor	1956	76423A
Inspection lamp sockets ..	1956	39507A				Coupling	—	764428
Junction box	1956	78265B	SWITCHES			Windshield wipers		
			Convoy light	1956	*31276A	Motor	1956	75107A
			Horn push and dipper ..	1956	*31325A	Arm	1956	735065
						Blade	1956	727802

COMMER 3 and 4 ton Trucks, Pantehnicon, Tipper and 'Commando' (Petrol) 1947-49

Battery	1947-49	SG11A	LAMPS			Starting motor	1947-49	*270490
Coil, ignition	1947-49	*45039A	Head, Home			SWITCHES		
Control box	1947-49	*37032A/B	R.H.D., dip left (L.H.)	1947-49	*50583A	Horn push and dipper ..	1947-49	*380234
" " " " ('Commando', serviced by C.A.V.) ..	1947-48	1685030	" non-dip (R.H.)	1947-49	*50584A	Ignition and lighting ..	1947-49	*34014B
Distributor	1947-49	*410700A	" dip left (L.H., 'Commando')	1947-49	*50481A	Panel	1947-49	*314129
Fuse box	1947-49	*385175	R.H.D., non-dip (R.H., 'Commando')	1947-49	*50482A	Starting motor	1947-49	76428A
" " " " ('Commando')	1947-49	*385221	Head, Export			Stop lamp	1947-49	31281B
Generator	1947-49	*22446A/B	L.H. and R.H. ('Commando')	1947-49	*50483A	Spring	—	315543
" " " " ('Commando', serviced by C.A.V.) ..	1947-49	DSLFA10	(Pantehnicon)	1947-49	*50585A	Warning light	1947-49	*38015B
Horn	1947-49	069344	Side	1947-49	*52060A	Windshield wipers		
Junction box (Pantehnicon and 'Commando')	1947-49	78265A	Stop tail and number plate ditto (Tipper) ..	1947-49	*53028B	Motor	1947-49	75129A
			Tail and number plate (Tractor)	1947-49	*53063B	Arm	1947-49	*735096
						Blade	1947-49	727802

* See Supersession Chart § Serviced by C.A.V. Ltd. L.H. .. Left hand R.H. .. Right hand L.H.D. .. Left hand drive R.H.D. .. Right hand drive



COMMER 3 and 4 ton Trucks, Pantechicon, Tipper and 'Commando' Chassis (Diesel) 1947

Unit	Year	Part No.	Unit	Year	Part No.	Unit	Year	Part No.
Battery	1947	SG11A	LAMPS, Head, Home—			Starting motor (serviced by C.A.V.)	1947	1330660
Control box	1947	*37032A	<i>continued</i>			SWITCHES		
.. .. . ('Commando', serviced by C.A.V.)	1947	1685030	R.H.D., dip left (L.H., 'Commando')	1947	*50481A	Horn push and dipper ..	1947	*380234
Fuse box	1947	*385175	R.H.D., non-dip (R.H., 'Commando')	1947	*50482A	ditto (Export)	1947	*380148
.. .. . ('Commando')	1947	*385221	Head, Export			Lighting	1947	*34014B
Generator	1947	*22446A/B	L.H. and R.H. ('Commando')	1947	*50483A	Panel	1947	*314129
.. .. . (serviced by C.A.V.)	1947	D5LFA10	(Pantechicon)	1947	*50585A	Solenoid operating	1947	*317051
Horn	1947	069344	Side	1947	*52060A	Stop lamp	1947	31281B
LAMPS			Stop tail and number plate ditto (Tipper)	1947	*53028B	Spring	—	315543
Head, Home			1947	*53063B	Windshield wipers		
R.H.D., dip left (L.H.)	1947	*50583A	1947	*53063B	Motor	1947	75129A
.. .. . non-dip (R.H.)	1947	*50584A	1947	*53007B	Arm	1947	*735096
			1947		Blade	1947	727802

§ FUEL INJECTION EQUIPMENT (Perkins P6 Engine)

Unit	Year	Part No.	Unit	Year	Part No.
Fuel pump	1947	BPE6A60Q310S6237	Primer	1947	BFPUE2-54Z
Governor	1947	BEPMZ80A99	Pre-filter	1947	BFJSJ1-501
Coupling	1947	BZKG31-538	Nozzle holder	1947	BKB35S87
Venturi	1947	BEPK50-50-77	Nozzle	1947	BDL110S6133
Feed pump	1947	BFPK22N1	Filter	1947	BFA5P1

COMMER 3/4 ton 1952-54; 4/5 ton 1950-51; 5 ton 'Superpoise' (Diesel) 1952-54

Unit	Year	Part No.	Unit	Year	Part No.	Unit	Year	Part No.
Battery	1950-54	STXWT	LAMPS— <i>continued</i>			Starting motor (serviced by C.A.V.)	1950-54	1330670
Control box	1950	37065E	Head, Export			SWITCHES		
.. .. . Later	1951-52	*37076E	R.H.D., dip left	1951	*50445K	Horn push and dipper ..	1950	*380148
Fuse box	1952-54	*37139D	(L.H. and R.H.)	1952-53	*50954A	1951-54	*31325A
.. .. . Later	1950-54	*385211	L.H.D., dip right	1950-51	*A50445K	Lighting	1950-51	*34014B
Generator	1950-52	*22435A/B Later	1952-53	*50804D	1952-54	*31288A
.. .. . Later	1952-54	*22456A/B	1953-54	*51337A	—	316285
Horn	1950-53	*069213	Head, Export Europe (not France)	1951-53	*50963A	Knob	—	31248A
Junction box	1950-54	78265A	ditto Later	1953-54	51339A	Panel	1952-53	31288A
LAMPS			Head, Export France	1951-53	*50962A	Knob	—	*316365
Head, Home		 Later	1953-54	*51341A	Solenoid operating	1950	*31300A
R.H.D., dip left (L.H.)	1950	*50878A	Head, Export U.S.A.	1951-52	*50804D	ditto (serviced by C.A.V.) Later	1950-54	1823410
.. .. . non-dip (R.H.)	1950	*50880A	1953-54	51343A	Windshield wipers		
.. .. . dip left (R.H.)	1951	*50445K	Side	1950	52108A	Motor	1950-54	75129A
.. .. . non-dip (R.H.)	1951	*50446K	1951-54	52139B	Arm	1950-54	735065
R.H.D., dip left (L.H. and R.H.)	1952-53	*50954A	Stop tail and number plate	1950-54	*53063B	Blade	1950-54	727802
.. .. . Later	1953-54	51336A						

§ FUEL INJECTION EQUIPMENT (Perkins P6 Engine 1950-54)

Unit	Year	Part No.	Unit	Year	Part No.
Fuel pump	1950-52	BPE6A60Q310S6237	Feed pump— <i>continued</i> ..	1953-54	BFPK22P68
.. .. . Later	1953-54	BPE6A60S310S6321	Primer	1950-54	BFPUE2-54Z
Governor	1950-54	BEPMZ80A99	Pre-filter	1950-54	BFJSJ1-501
Venturi	1950-54	BEPK50-50-77	Coupling	1950-54	BZKG31-538
Feed pump	1950-52	BFPK22N1	Nozzle holder	1950-54	BKB35S87
.. .. . Later	1952	BFPK22N68	Nozzle	1950-54	BDL110S6133
			Filter	1950-54	BFA5P1

COMMER 4, 5 and 6 ton Forward Control (Petrol and Perkins C305 Diesel) 1959-60

Unit	Year	Part No.	Unit	Year	Part No.	Unit	Year	Part No.
Battery (Petrol)	1959	GT11A	LAMPS— <i>continued</i>			SWITCHES— <i>continued</i>		
.. .. . (Diesel)	1960	BT11A	Head, Home			Panel	1959-60	31113D
Coil, ignition	1959-60	STXT19E	R.H.D., dip left	1959-60	51336B/J	Knob	—	*315143
Control box	1959-60	*45054K/L	Head, Export			Solenoid, starting motor		
Petrol	1959-60	37182H	L.H.D., dip right	1959-60	*51337F/K	Petrol	1959-60	*76411E
.. .. . Later	1960	37182J & K	Head, Export Europe (not France)	1959	51339B/H	Solenoid operating		
Diesel	1959-60	37183H	ditto Later	1959-60	58230A/E	Petrol	1959-60	31115E
.. .. . Later	1960	37183K & L	Head, Export France	1960	58231A/E	Diesel	1959-60	31810A
Diesel (Passenger and Export Canada, serviced by C.A.V.)	1959-60	1687011	Number plate illumination	1959-60	53343A	Knob	—	*317315
Distributor	1959-60	40359F	Side	1959-60	52139E	Stop lamp	1959-60	31802B
Flasher unit	1959-60	35010A	Stop tail	1959-60	53178E/J	Trafficator (when fitted)	1959-60	31379A
Fuse box	1959-60	*37137A	Reflex reflector	1959-60	57073B	Windshield wiper	1959-60	31248B
Generator			Relay, horn (when twins fitted)	1959-60	*33116B Later	1960	34266A
Petrol	1959-60	22258F/H	Starting motor (Petrol)	1959-60	26094A	Knob	1959-60	312954
Diesel	1959	*22483D	(Diesel, serviced by C.A.V.)	1959-60	1320061	Trafficators (when fitted)	1959-60	54050A
.. .. . Later	1960	22489D	Steering column control ..	1959-60	32937B	Windshield wipers		
Diesel (Passenger and Export Canada, serviced by C.A.V.)	1959-60	1150152	Suppressor	1959-60	78106A	Motor	1959-60	75289B
Horn			SWITCHES		 Later	1960	75398A
Low note	1959-60	69046F	Diesel starting aid	1959-60	31425A/B	Wheelbox	1959-60	72660A
High note (optional) ..	1959-60	69047F	Knob	—	54330528	Crosshead and rack assy.	1959-60	743722
LAMPS			Dipper	1959-60	31284B/D	Outer casing		
Flasher	1959-60	52314A	Flasher	1959-60	31564D	Motor to wheelbox		
			Lighting and ignition or master	1959-60	31194D	Left hand	1959-60	743708
			Knob	—	316285	Right hand	1959-60	743709
						End tube	1959-60	740746
						Arm, left hand	1959-60	54711558
					 right hand	1959-60	54711557
						Blade	1959-60	737897

* See Supersession Chart § Serviced by C.A.V. Ltd. L.H. .. Left hand R.H. .. Right hand L.H.D. .. Left hand drive

Note. Before ordering Steering Column Controls refer to the detailed parts section (P)



COMMER 4, 5 and 6 ton Forward Control (Petrol and Perkins C305 Diesel) 1959-60—continued

§ FUEL INJECTION EQUIPMENT					
Unit	Year	Part No.	Unit	Year	Part No.
Fuel pump	1959	DPA3264003	Filter	1959	F4-3
.. .. .	1960	DPA3264035	1960	F4B-5
Nozzle holder	1959-60	BKB32S630	Thermostart	1959	285-2A
Nozzle	1959-60	BDL110S6267	1960	357-2

COMMER 5 ton 1947

Unit	Year	Part No.	Unit	Year	Part No.	Unit	Year	Part No.
Battery	1947	SG11A	LAMPS, Head, Home— <i>continued</i>			LAMPS— <i>continued</i>		
Coil, ignition	1947	*45039A			Side	1947	52053A
Control box	1947	*37032A/B	Chassis 16A5051-16A5075			Stop tail and number plate	1947	*53063B
Distributor	1947	*410700	Left hand	1947	*50344A	Starting motor	1947	*270490
Fuse box	1947	*385175	Right hand	1947	*50345A	SWITCHES		
Generator	1947	*22446A	Chassis 16A5076onwards			Horn push and dipper ..	1947	*38023A
Horn	1947	069344	Left hand	1947	*50478A	Ignition and lighting ..	1947	*34014B
LAMPS			Right hand	1947	*50584A	Panel	1947	*31285A
Head, Home			Head, Export			Starting motor	1947	76428A
Chassis 16A5000—			L.H. and R.H.			Stop lamp	1947	31281B
16A5050			Chassis 16A5000—			Warning light	1947	*38015B
Left hand	1947	*50204A	16A5050	1947	*50245A	Windshield wipers		
Right hand	1947	*50205A	Chassis 16A5051—			Motor	1947	75129A
			16A5075	1947	*50284A	Arm	1947	*73509E
			Chassis 16A5076onwards	1947	*50245A	Blade	1947	727802

COMMER 5 ton 'Superpoise' 1954-60: 6 ton 'Superpoise' 1959-60 (Diesel, 24 volt)

Battery	1954-60	MT15E-6	LAMPS— <i>continued</i>			SWITCHES— <i>continued</i>		
Control box (serviced by C.A.V.)	1954-60	1688010	Head, Export Europe (not France)	1954	51492A	Panel light	1955	31248A
Flasher unit (when fitted)	1957-60	35018A	ditto	1955	51492B	Knob	—	*316365
Fuse box	1957-60	033239	ditto	1956-60	51492D/H	Solenoid operating (serviced by C.A.V.) ..	1955-60	1823410
.. .. . (Diesel heater, serviced by C.A.V.) ..	1957-60	1800020	Number plate illumination			Stop lamp	1954-59	31082E/H
Generator (serviced by C.A.V.)	1954-60	1131090	Side	1954-55	†53210A/D	1960	31802B
Horn	1954-58	069405	1956-60	52251B	Windshield wiper	1957-60	31248B
Low note (alternative) ..	1955-56	*69041B	Stop tail and number plate	1954	*53063B Later	1960	34266A
Reflex reflector	1957-60	69055A	Stop tail	1955-60	†53178E/J	Knob	1957-60	31295A
High note (optional) ..	1955-56	*69042B	Reflex reflector	1955-60	57073B	Windshield wipers		
.. .. .	1957-60	69056A	Starting motor (serviced by C.A.V.)	1954-58	1332600	Motor	1954-55	75193A
LAMPS			ditto	1959-60	1332601 Later	1956-60	75290A
Flasher, front and rear (optional)	1957-60	52315A	Steering column control ..	1956-60	32937A/B	Wheelbox	1960	75399A
Head, Home and Export			SWITCHES			Crosshead and rack assy.	1956-60	72660A
Dip left	1954	51477A	Dipper	1955-60	31284A/D	Outer casing		743722
.. .. .	1955	51477B	Flasher (when fitted) ..	1957-60	31565A	Motor to wheelbox		
.. .. .	1956-60	51477D/H	Heater, starting (serviced by C.A.V.)	1957-60	1823420	Left hand	1956-60	743708
Head, Export			Horn push and dipper ..	1955	*31325A	Right hand	1956-60	743709
L.H.D., dip right	1954	51490A	Lighting and main	1955-60	*31288A	End tube	1956-60	740746
.. .. . Later	1954	51490B	Knob	—	316285	Arm	1954-55	735065
.. .. .	1955	51490D				.. left hand	1956-60	*735081
.. .. . Later	1955-60	51490E/J				.. right hand	1956-60	*735080
						Blade	1954-55	727802
						1956-60	741680

§ FUEL INJECTION EQUIPMENT (Perkins R6 Engine)

Unit	Year	Part No.	Unit	Year	Part No.
Fuel pump	1954-55	BPE6A70R320S6302	Feed pump	1954-56	BFPK22P68
.. .. . Later	1955-57	BPE6A70R320S6360 Later	1956-60	BFPK22P70
.. .. .	1957-58	BPE6A70R320S6387	Primer	1954-57	BFPU2-54Z
.. .. .	1958-60	BPE6A70T320S6387 Later	1957-60	HPI-1
Governor	1954-55	BEPAMN80A122	Pre-filter	1954-60	BFJSJ1-501
.. .. . Later	1955	BEPMZ80A130	1954-60	BKB32S630
.. .. .	1956	BEPMZ80A146	Nozzle holder	1954-60	BDL10S6125
.. .. . Later	1956-58	BEPAMZ80A136	1954-60	BDL10S6125
.. .. .	1958-60	BEPBMZ80A136	Nozzle	1954-59	F2-8
Coupling	1954-57	BZKG31-538	Filter	1959-60	F2B-22
		 Later		

COMMER 5 and 7 ton 1949: 5 and 7 ton Forward Control 1950-54

Battery	1949-51	SG11A	Horn	1949-53	*069213	LAMPS— <i>continued</i>		
.. .. .	1952-54	GT11A	Inspection lamp sockets ..	1949-54	301187	Head, Export Europe		
Coil, ignition	1949	*45039A	LAMPS			Head, Export Europe (not France) ..	1949-50	*B50445K
Control box	1950-54	*45012A/D	Head, Home			1951-52	*50963A
.. .. .	1949-50	37065E	R.H.D., dip left (L.H.)	1949-51	*50445K	1953-54	51339A
.. .. . Later	1950-52	*37076E non-dip (R.H.)	1949-51	*50446K	1951-52	*50962A
.. .. .	1952-54	*37139D	R.H.D., dip left			Head, Export France	1953-54	*51341A
Distributor	1949	*40116D/E	(L.H. and R.H.)	1951-52	*50954A	1951-52	*50804D
.. .. .	1950	*40116F Later	1952	50941A	Head, Export U.S.A.	1953-54	51343A
.. .. .	1951-52	*40116H	1953-54	51336A	1949-53	52108A
.. .. . Later	1952	*40310A	Head, Export			Side	1954	52139B
.. .. .	1953-54	40359A/B	R.H.D., dip left	1949-51	*50445K	1949	*53063B
.. .. . Later	1954	40359D/E	1951-52	50954A	Stop tail and number plate	1949	*53063B
.. .. .	1949-52	*385175	1952	50941A	Relay, field exciter ..	1949-51	33099A
Fuse box	1952-54	033240	1953-54	51336A	Starting motor	1949-51	*26028A
.. .. . Later	1949-50	*22446A	L.H.D., dip right	1949-51	*A50445K (temporary)	1951	26077A
Generator	1950-52	*22435A/B	1951-52	*50804D	1952-53	26086A
.. .. .	1952-54	*22456A/B	1953-54	*51337A	1954	26094A

* See Supersession Chart
L.H.D. .. Left hand drive
A60

† State voltage when ordering
R.H.D. .. Right hand drive
Note. Before ordering Steering Column Controls refer to the detailed parts section (P)

§ Serviced by C.A.V. Ltd.

L.H. .. Left hand R.H. .. Right hand

continued



COMMER 5 and 7 ton 1949: 5 and 7 ton Forward Control 1950-54—continued

Unit	Year	Part No.	Unit	Year	Part No.	Unit	Year	Part No.
SWITCHES			SWITCHES—continued			Windshield wipers—cont'd		
Horn push and dipper ..	1949-50	*380168	Windshield wiper ..	1952-54	31248A	Outer casing ..		
" " " " ..	1951-54	*31325A	Knob ..		*316366	Wheelbox to control box		
Ignition and lighting ..	1949-51	*34037A	Windshield wipers			Nearside ..	1949-51	739937
Knob ..	1952	31194A	Motor ..	1949-50	*75053J	Offside ..	1949-51	739937
Oil ..	1949-54	31146A	" " " " ..	1951	*75053K	Wheelbox to wheelbox	1952	*739965
Knob ..		*315258	" " " " ..	1952	*75074J	4", nearside wheelbox	1953-54	*739979
Panel ..	1949-54	31113A	" " " " ..	1953-54	75144A	3", offside wheelbox ..	1949-51	740032
Knob ..		315112	Control box ..	1949-51	72591A	Guide tube ..	1949-51	735895
Solenoid, starting motor (temporary) ..	1951	76022A	Wheelbox ..	1949-51	72590A/K	Grommet, wheelbox ..	1949-51	734458
Solenoid, starting motor	1952-54	*76411D	Crosshead and rack assy.	1949-51	736364	" " " " ..	1952	729423
Solenoid operating ..	1949-54	31115A	Cut to 4 1/8" ..	1952-54	736307	" " " " ..	1953-54	734458
Knob ..		*317315	Inner cable rack ..	1949-51	736024	Arm ..	1949-51	*735080
			Outer casing ..			" left hand ..	1952-54	*737629
			Motor to wheelbox ..	1949-51	*739832	" right hand ..	1952-54	*737628
			" " " " ..	1952-64	739833	Blade ..	1949-54	727759

COMMER 5 ton Forward Control 1955-58: 7 ton Forward Control (Petrol and Rootes TS3 Diesel) 1955-60: 10/12 ton Tractor (Rootes TS3 Diesel) 1957-60

Battery (Petrol) ..	1955-59	GT11A	LAMPS—continued			SWITCHES—continued		
" (Diesel) ..	1955-60	BT11A	Head, Export			Solenoid operating (Diesel, serviced by C.A.V.) ..	1958	1823410
Coil, ignition ..	1955	STXT19E	L.H.D., dip right ..	1955	*51337B	" " " " (Diesel) ..	1959-60	31810A
Control box ..	1955-60	*45054D/L	" " " " Later	1956-59	*51337D/E	Knob ..	1955-60	*317315
" " " " Later	1955-60	*37139E	Head, Export Europe (not France) ..	1955	*51337F/K	Trafficator (when fitted)	1955-60	31248A/B
" " " " Export Canada (serviced by C.A.V.)	1958	37183A/H	ditto ..	1956-59	51339A	Windshield wiper ..	1955-60	316366
ditto ..	1959-60	37183K & L	ditto ..	1959-60	51339B/H	Knob ..	1956-60	312954
Distributor ..	1955-60	1687010	ditto ..	1959-60	58230A/E	Trafficator (when fitted) ditto ..	1955	*053830
Flasher unit ..	1957	40359E/F	Head, Export France ..	1960	58231A/E	Later	1955-60	54050A
Fuse box ..	1958-60	*35003A	Head, Export Canada ..	1958-60	51343B/E	Windshield wipers		
" " " " Export Canada	1958-60	35010A	Number plate illumination	1955-60	53343A	Motor ..	1955-58	75144A
Generator ..	1955-56	033240	Side ..	1955-60	52139B/F	ditto ..	1959-60	75289B/D
" " " " Export Canada	1957-60	033239	Stop tail ..	1955-60	53178E/J	Wheelbox ..	1960	75398A
" " " " (serviced by C.A.V.)	1958-60	*371137A	Reflex reflector ..	1955-60	57073B	Crosshead and rack assy.	1955-58	72660K
Horn (alternative) ..	1955	*069213	Relay, horn (when twins fitted) ..	1956-60	*33116B	Cut to 40 1/8" ..	1955-58	736307
Low note ..	1955	*69011J	Starting motor (Petrol) ..	1955-60	26094A	Crosshead and rack assy.	1959-60	743722
High note (optional) ..	1956-60	69046A/F	" (Diesel, serviced by C.A.V.) ..	1955-58	1340010	Outer casing	1955-58	739833
Inspection lamp sockets ..	1957-60	69047A/F	ditto ..	1959-60	1320131	Motor to wheelbox ..	1959-60	743708
LAMPS		301187	Steering column control ..	1955-60	32937A/B	ditto Left hand ..	1959-60	743709
Flasher, front and rear (when fitted) ..	1957-60	52314A	Suppressor (when fitted)	1956-60	78106A	ditto Right hand ..	1955-56	*739979
Head, Home			SWITCHES			Wheelbox to wheelbox	1955	739932
R.H.D., dip left ..	1955	51336A	Dipper ..	1956-60	31284A/D	End tube " " " "	1956-58	740031
" " " " ..	1956-60	51336B/J	Flasher ..	1957-60	31564A/D	" " " " ..	1955-58	742275
Head, Export			Lighting and ignition or master ..	1955-60	31194D	Arm, left hand ..	1955-56	*737629
R.H.D., dip left ..	1955	51336A	Knob ..		316285	" " " " ..	1957-58	742275
" " " " ..	1956-60	51336B/J	Oil (Petrol models) ..	1955-60	31146A/B	" " " " ..	1959-60	54711558
			Knob ..		*315258	" " " " ..	1955-56	*737628
			Panel light ..	1955-60	31113A/D	" " " " ..	1957-58	*742274
			Knob ..	1955-56	315112	" " " " ..	1959-60	54711558
			Solenoid, starting motor	1957-60	*315143	" " " " ..	1955-56	*737628
			Solenoid operating (Petrol and Diesel) ..	1955-60	*76411E	" " " " ..	1957-58	*742274
			Knob ..			" " " " ..	1959-60	54711557
			" " " " ..	1955-57	31115E	Blade ..	1955-58	727759
			" " " " ..		*317315	" " " " ..	1959-60	737897
			" " " " ..	1958-60	31115E	8-pin plug (Tractor) ..	1957-60	809797
			" " " " ..		*317315	" " " " socket (Tractor) ..	1957-60	809798

§ FUEL INJECTION EQUIPMENT (Rootes TS3 Engine)

Unit	Year	Part No.	Unit	Year	Part No.
Fuel pump ..	1955-59	NL3F80-96	Venturi ..	1955-56	BEPKE85-99V
" " " " ..	1960	NL3F80-181	" " " " ..	1957-59	BEPKE85-117
Governor ..	1955	LP9	" " " " ..	1960	BEPKE85-131
" " " " ..	1956-59	LPB25	Nozzle holder ..	1955-60	BKBL52S656
" " " " ..	1960	LPB34	Nozzle ..	1955-56	BDLL10S6134
Coupling ..	1955-57	FCB3	" " " " ..	1957-60	BDLL10S6213
" " " " ..	1958-60	FCB5	Filter ..	1955-59	F2-13
Feed pump ..	1955-57	DFP3-13	" " " " ..	1960	F2B-13
" " " " ..	1958-60	DFP3-26			

COMMER 6 1/2 and 7 ton 1949-50

Battery ..	1949-50	SG11A	Generator ..	1949-50	*22446A	LAMPS—continued		
Coil, ignition ..	1949-50	*45012A/D	" " " " Later	1950	*22435A/B	Head, Export		
Control box ..	1949-50	37065E	Horn ..	1949-50	069344	R.H.D., dip left ..	1949-50	*50445K
" " " " Later	1950	*37076E	Inspection lamp sockets ..	1949-50	301187	L.H.D., dip right ..	1949-50	*A50445K
Distributor ..	1949	*40116D/E	LAMPS			Side ..	1949-50	52108A
" " " " Later	1949	*40116F	Head, Home			Stop tail and number plate	1949-50	*53063B
" " " " ..	1950	*40116H	R.H.D., dip left (L.H.)	1949-50	*50878A	Relay, field exciter ..	1950	33099A
			" non-dip (R.H.)	1949-50	*50880A	Starting motor ..	1949-50	*26028A

* See Supersession Chart § Serviced by C.A.V. Ltd. L.H. .. Left hand R.H. .. Right hand L.H.D. .. Left hand drive continued

Note. Before ordering Steering Column Controls refer to the detailed parts section (P)



COMMER 6½ and 7 ton 1949-50—continued

Unit	Year	Part No.	Unit	Year	Part No.	Unit	Year	Part No.
SWITCHES			Windshield wipers			Windshield wipers—cont'd		
Horn push and dipper ..	1949-50	*380148	Motor	1949-50	*75053J	Outer casing ..		
Ignition and lighting ..	1949-50	*34037A	Control box	1949-50	72591A	Wheelbox to control box ..		
Oil	1949-50	31146A	Wheelbox	1949-50	72590A/K	Nearside	1949-50	739937
Knob	—	*315258	Crosshead and rack assy. ..	1949-50	736364	Offside	1949-50	739937
Panel	1949-50	31113A	Inner cable rack ..	1949-50	736024	4" nearside wheelbox ..	1949-50	740032
Knob	—	315112	Outer casing ..			3" offside wheelbox ..	1949-50	740031
Solenoid, starting motor ..	1949-50	31115A	Motor to wheelbox ..	1949-50	*739832	Arm	1949-50	*735098
Knob	—	*317315				Blade	1949-50	727759

COMMER 8 ton Tractor Trailer 1950

Battery (Petrol)	1950	SG11A	LAMPS			SWITCHES		
(Diesel)	1950	STXW19E	Head, Home			Horn push and dipper ..	1950	*380148
Coil, ignition (Petrol) ..	1950	*45012A/D	R.H.D., dip left (L.H.) ..	1950	*50445K	Ignition and lighting ..	1950	*34014B
Control box (Petrol) ..	1950	*37076E	non-dip (R.H.) ..	1950	*50446K	Solenoid operating ..		
(Diesel, serviced by C.A.V.) ..	1950	1688010	Head, Export			(Diesel)	1950	*317075
Distributor (Petrol) ..	1950	40135E/H	R.H.D., dip left ..	1950	*50445K	Starting motor (Petrol) ..	1950	76404B
Fuse box	1950	*385175	L.H.D., dip right ..	1950	*A50445K	Warning light (ignition) ..		
Generator (Petrol) ..	1950	*22435A/B	Side	1950	52108A	(Petrol)	1950	*38015B
Pulley	—	228080	Stop tail and number plate ..	1950	*53063B	Windshield wipers		
Generator (Diesel, serviced by C.A.V.) ..	1950	1131090	Starting motor	1950	*26035A	Motor	1950	75129A
Horn	1950	069344	(Diesel, serviced by C.A.V.) ..	1950	1332600	Arm	1950	*735096
						Blade	1950	727802

§ FUEL INJECTION EQUIPMENT (Perkins R6 Engine)

Unit	Year	Part No.	Unit	Year	Part No.
Fuel pump	1950	BPE6A70R320S6302	Pre-filter	1950	BFJSJ1-501
Governor	1950	BEPAMN80A122	Nozzle holder	1950	BKB35S87
Coupling	1950	BZKG31-538	Nozzle	1950	BDL110S6133
Feed pump	1950	BFPK22P68	Filter	1950	F2-8
Primer	1950	BFPUE2-54Z			

COMMER 'Avenger' Coach (Petrol, 12 volt) 1949-60

Battery	1949-50	LMXBE	LAMPS,—continued			Steering column control ..	1955-60	32937A/B
"	1951-54	WT17E	Head, Export			Suppressor	1955-60	78106A
"	1955-60	MX17T	R.H.D., dip left ..	1949-51	*50445K	SWITCHES		
Coil, ignition	1949	MT19E	" Later	1951-52	*50954A	Horn push and dipper ..	1949-50	*380168
"	1950-55	*45039A	"	1952	50941A	"	1951-54	*31325A
"	1956-60	*45012A/D	"	1953-55	51336A	Ignition and lighting ..	1949-51	*34037A
Control box (serviced by C.A.V.)	1949-54	*45054D/L	"	1956-60	51336B/J	Knob	1952-60	31194A/B
ditto	1949-58	1686020	L.H.D., dip right ..	1949-51	*A50445K	"	1952-54	*316284
ditto	1955-58	1687010	" Later	1951-52	*50804D	"	1955-60	316285
ditto	1959-60	1687011	"	1953-54	*51337A	Oil	1949-60	31146A/B
Distributor	1949	*40116D/E	"	1955	*51337B	Knob	—	*315258
"	1950-52	*40116H	"	1956-59	*51337D/E	Panel	1949-60	31113A/D
" Later	1952	*40301B/D	" Later	1959-60	*51337F/K	Knob	1949-56	315112
"	1953-54	40359A/B	Head, Export Europe (not France) ..	1949-50	*B50445K	Solenoid, starting motor (temporary) ..	1951	76022A
"	1954-60	40359D/F	ditto	1951-52	*50963A	Solenoid, starting motor ..	1952-60	*76411D/E
Fuse box	1949-60	*37137A	ditto	1953-55	51339A	Solenoid operating ..	1949-60	31115A
Generator (serviced by C.A.V.)	1949-58	1150150	ditto	1956-59	51339B/H	Knob	—	*317315
ditto	1959-60	1150152	ditto Later	1959-60	58230A/E	Windshield wiper ..	1952-54	31248A
Horn	1949-54	*069213	Head, Export France ..	1951-52	*50962A	Knob	—	*316366
Low note	1954-55	*69011F/J	"	1953-55	51341A	Windshield wipers		
"	1956-60	69046A/F	"	1956-59	51341B/E	Motor	1952-54	75144A
High note (optional) ..	1954-55	*69012F/J	"	1960	58231A/E	Wheelbox	1952-54	72560A/K
"	1956-60	69047A/F	Side	1949-53	52108A	Crosshead and rack assy. ..		
Inspection lamp sockets ..	1949-60	301187	"	1954-60	52139B/F	Cut to 41 ½"	1952-54	736307
Junction box	1955-60	78265A	Stop tail and number plate ..	1949	*53063B	Outer casing ..		
LAMPS			Relay, field exciter ..	1949-51	33099A	Motor to wheelbox ..	1952-54	739833
Head, Home			Relay, horn (when twins fitted)	1956-60	*33116B	Wheelbox to wheelbox ..	1952-54	*739979
R.H.D., dip left (L.H.) ..	1949-51	*50445K	Starting motor	1949-51	*26028A	End tube	1952-54	740031
" non-dip (R.H.) ..	1949-51	*50446K	" (temporary) ..	1951	26077A	Grommet, wheelbox ..	1952-54	734458
" dip left Later ..	1951-52	*50954A	"	1952-53	26086A	Arm, left hand	1952-54	*737629
"	1952	50941A	"	1954-60	26094A	" right hand	1952-54	*737628
"	1953-55	51336A				Blade	1952-54	727759
"	1956-60	51336B/J						

COMMER 'Avenger' (Rootes TS3 Diesel, 24 volt) 1954-60

Battery	1954-60	MT19E	LAMPS			Relay, horn (when twins fitted)	1956-60	33164A
Control box (serviced by C.A.V.)	1954-58	1687050	Head, Home and Export			Starting motor (serviced by C.A.V.)	1954-58	1332970
ditto	1959-60	1687051	Dip left	1954	51477A	ditto	1959-60	1332971
Fuse box	1954-60	*37137A	"	1955	51477B	Steering column control ..	1955-60	32937A/B
Generator (serviced by C.A.V.)	1954-58	1151160	"	1956-60	51477D/H	SWITCHES		
ditto	1959-60	1151161	Head, Export			Dipper	1955-60	31284A/D
Horn	1954	*069430	L.H.D., dip right ..	1954	51490A	Horn push and dipper ..	1954	*31325A
Low note	1955	*69041B	" Later	1954	51490B	Lighting and master ..	1955-60	31194B
"	1956-60	69055A	"	1955	51490D	Knob	—	316285
High note (optional) ..	1955	*69042B	" Later	1955-60	51490E/J	Panel	1955-60	31113A/D
"	1956-60	69056A	Head, Export Europe (not France) ..	1954	51492A	Knob	1955-56	315112
Inspection lamp sockets ..	1957-60	301187	ditto	1955	51492B	"	1957-60	315143
Junction box	1954-60	78265A	ditto	1956-60	51492D/H	Solenoid operating ..	1955-58	31115A/E
			Side	1954-56	†53210A/D	"	1959-60	31810A
			Stop tail and number plate ..	1957-60	52251A/B	Knob	1955-60	*317315
			Stop tail Later	1954	*†53063B	Stop lamp	1955-59	31082E/J
				1954	53178B/D	"	1960	31802D

* See Supersession Chart L.H.D. .. Left hand drive † Quote voltage when ordering R.H.D. .. Right hand drive § Serviced by C.A.V. Ltd. L.H. .. Left hand R.H. .. Right hand continued



COMMER 'Avenger' (Rootes TS3 Diesel, 24 volt) 1954-60—continued

§ FUEL INJECTION EQUIPMENT						
Unit	Year	Part No.	Unit	Year	Part No.	
Fuel pump	1954-59	NL3F80-96	Venturi	1954-56	BEPKE85-99V	
"	1960	NL3F80-181	"	1957-59	BEPKE85-117	
Governor	1954-55	LP9	"	1960	BEPKE85-131	
"	1956-59	LPB25	Nozzle holder	1954-60	BKBL52S656	
"	1960	LPB34	Nozzle	1954-56	BDLL10S6134	
Coupling	1954-57	FCB3	"	1957-60	BDLL10S6213	
"	1958-60	FCB5	Filter	1954-59	F2-13	
Feed pump	1954-57	DFP3-13	"	1960	F2B-13	
"	1958-60	DFP3-26				

COMMER Fire Tender or Pump Chassis 1952-60

Unit	Year	Part No.	Unit	Year	Part No.	Unit	Year	Part No.
Battery	1952-53	GT11A	LAMPS—continued			SWITCHES—continued		
"	1954	6CFBE	L.H.D., dip right	1952-53	*50804D	Petrol pump	1952-53	31201B
"	1955-59	W11E	" Later	1952-54	*51337A	Knob	—	314026
"	1960	GT11A	"	1955	*51337B	Solenoid, starting motor	1952-60	*76411D/E
Coil, ignition	1952-55	*45012A/D	" Later	1956-59	*51337D/E	Solenoid operating	1952-60	31115A/E
"	1956-60	*45054D/L	Head, Export Europe (not France)	1959-60	*51337F/K	Knob	—	*317315
Control box (serviced by C.A.V.)	1952-53	*37139D	ditto Later	1952-53	*50963A	Windshield wiper	1952-54	31248A
"	1954-58	1687010	ditto	1952-55	51339A	Knob	1952-56	*316366
"	1959-60	1687011	ditto Later	1956-59	51339B/H	"	1957-60	312954
Distributor	1952-53	40210A/B	Head, Export France	1959-60	58230A/E	Windshield wipers		
" Later	1953	*40301B/D	" Later	1952-53	*50962A	Motor	1952-58	75144A
"	1954	40359A/B	"	1952-55	*50341A	"	1959-60	75289B
" Later	1954-60	40359D/F	"	1956-59	*50341B/E	" Later	1960	75398A
Flasher unit (when fitted)	1957	*35003A	Head, Export U.S.A.	1960	58231A/E	Wheelbox	1952-58	72560A/K
"	1958-60	35010A	"	1952-55	51343A	"	1959-60	72660A
Fuse box	1952-53	033240	Head, Export	1956-60	51343B/E	Crosshead and rack assy.		
"	1952-53	*37130A	Number plate illumination	1955-60	53343A	Cut to 41	1952-58	736307
"	1954-60	*37137A	Side	1952-53	52108A	Outer casing		
Generator	1952-53	22456A/B	"	1954-60	52139B/F	Motor to wheelbox	1952-58	739833
(serviced by C.A.V.)	1954-58	1150150	Stop tail and number plate	1952-54	*53063B	" (L.H.)	1959-60	743708
"	1959-60	1150152	Stop tail	1955-60	53178E/J	" (R.H.)	1959-60	743709
Horn	1952-56	*069213	Reflex reflector	1955	57073B	Wheelbox to wheelbox	1952-53	*739979
Low note (alternative, 1956)	1956-60	69046A/F	Starting motor	1952-53	26086A	"	1956-58	739932
High note (optional)	1956-60	69047A/F	"	1954-60	26094A	End tube	1952-58	740031
Inspection lamp sockets	1952-60	301187	Steering column control	1955-60	32937A/B	"	1959-60	740746
Junction box	1955-57	78265A	Suppressor (when fitted)	1955-60	78106A	Ferrule, casing retaining	1956-58	738410
LAMPS			SWITCHES			Grommet, wheelbox	1952-58	734458
Flasher, front and rear (optional)	1957-60	52314A	Dipper	1955-60	31284A/D	Arm, left hand	1952-53	*737629
Head, Home			Horn push and dipper	1952-54	*31325A	"	1956	*737629
R.H.D., dip left	1952-53	*50954A	Ignition and lighting	1952	34055A	"	1957-58	742275
" Later	1953-55	51336A	Knob	1953-60	31194A/D	"	1959-60	54711558
"	1956-60	51336B/J	"	1953-60	31194A/D	" right hand	1952-53	*737628
Head, Export			Oil level indicator	1953-54	*31628A	"	1956	*737628
R.H.D., dip left	1952-53	*50954A	Knob	1955-60	316285	"	1957-58	742274
" Later	1953-55	51336A	Panel	1952-54	31146A	Blade	1959-60	54711557
"	1956-60	51336B/J	Knob	—	*315258	"	1952-58	727759
			"	1952-60	31113A/D	"	1959-60	737897
			"	1952-56	315112	8-pin plug	1956-60	809797
			"	1957-60	*315143	" socket	1956-60	809798

COOPER 'Monaco' Sports (Coventry Climax Engine) 1959-60

Ammeter	1959-60	36001D	Horn	1959-60	*70063F	SWITCHES		
Battery	1959-60	RCPRI1A	LAMPS			Horn push and dipper	1959-60	31438B
Coil, ignition	1959-60	45075D	Head			Lighting	1959-60	31126F
Control box	1959-60	37204J	R.H.D., dip left	1959-60	51534B/E	Knob	—	316129
Distributor	1959-60	40566B	Number plate illumination	1959-60	53518A	Petrol pump	1959-60	31201D
Fuse box	1959-60	*37137A	Side	1959-60	52325B	Knob	—	314026
Generator	1959-60	22290A/E	Starting motor	1959-60	25063F	Starting motor	1959-60	76427D

DAIMLER 27 h.p. Limousine 1946-53

Ammeter	1949-51	*36048B	LAMPS—continued			SWITCHES—continued		
"	1952-53	36002D	Side	1947-53	52098A	Solenoid operating	1946-53	*317063
Battery	1946-53	HLRT23D	" (Hooper bodies)	1951-53	52165A	Stop lamp	1946-53	31281B
Coil, ignition	1946-53	*45012A/D	Stop tail	1953	53194B	Spring	—	315543
Control box	1946-48	*37032A/B	Mirror			Terminal block	1946-53	37101A
"	1949-53	*37067A/F	Left hand	1946-53	062590	Trafficators	1946-53	54022D
Distributor	1946	*40045A	Right hand	1946-53	062587	Warning lights		
"	1947-53	*40137A/F	Interior	1946-53	062560	Ignition	1946-53	318604
Fuse box	1947-53	*385221	Starting motor	1946-53	*270299	Oil	1953	318604
Generator	1946-53	*22447A	Steering column control	1946-53	32712A	Vacuum	1946-53	*318534
Horn			SWITCHES			Windshield wipers		
Low note	1946-50	*69021A	Battery master	1946-53	76605B	Motor	1946-50	*75074H
"	1951-53	*69011F	Dipper	1946-53	31284A	"	1951-53	*75074J
High note	1946-50	*69022A	Foglamp	1946-53	31201B	Wheelbox, with switch	1946-53	72567A/E
"	1951-53	*69012F	Knob	—	*316205	" less switch	1946-53	72568A/H
Inspection lamp sockets	1946-53	38604A	Heater/Fan	1946-53	*78222A	Crosshead and rack assy.		
LAMPS			Knob	—	*768502	Cut to 57	1946-53	738223
Fog	1946-53	*55029E	Ignition and lighting	1946-50	*34021A	Outer casing		
Head, Home	1946-53	50533A	"	1951-53	34055A	Motor to wheelbox	1946-53	*739832
Head, Export	1946-53	50628A	Panel	1946-53	*314722	Wheelbox to wheelbox	1946-53	739937
Inspection	1950-53	*060090	" (alternative)	1946-53	*78236A	3", offside wheelbox	1946-53	740031
Number plate illumination	1946-53	*53034A	Knob	—	*768439	Grommet, wheelbox	1946-53	735349
Pass	1946-53	*55010A	Reverse lamp	1946-53	31281B	Arm	1946-53	*735078
Side	1946	*52084A	Solenoid, starting motor	1946-53	76022A	Blade	1946-53	727707

* See Supersession Chart § Serviced by C.A.V. Ltd. L.H. .. Left hand R.H. .. Right hand L.H.D. .. Left hand drive R.H.D. .. Right hand drive

Note. Before ordering Steering Column Controls refer to the detailed parts section (P)



DAIMLER 36 h.p. Limousine 1946-53

Unit	Year	Part No.	Unit	Year	Part No.	Unit	Year	Part No.
Ammeter	1949-51	*36048B	Mirror			Warning lights		
Battery	1952-53	36002D	Left hand	1946-53	062590	Ignition	1946-53	318604
	1946-52	HRLT23D	Right hand	1946-53	062587	Oil	1953	318604
	1953	HRLT17D	Interior	1946-53	062560	Vacuum	1946-53	*318534
Coil, ignition	1946-53	*45012A/D	Starting motor	1946-53	*270299	Windshield wipers		
Control box	1946-48	*37032A/B	Steering column control ..	1946-53	32717A	Motor	1946-50	75053J
	1949-53	*37067E				" Later	1950	*75074H
Distributor	1946-53	40077D	SWITCHES			"	1951-52	*75074J
Fuse box	1946-53	*385221	Battery master	1946-53	76605B	"	1953	75183A
Generator	1946-53	*22447A	Dipper	1946-53	31284A	Wheelbox, with switch	1946-52	72567A/H
Horn			Foglamp	1946-53	31201B	" less switch ..	1946-52	72568A/E
Low note	1946-50	*69021A	Knob	—	*316205	"	1953	72628
High note	1951-53	*69032A	Heater	1946-53	*78222A	Crosshead and rack assy.		
	1946-50	*69022A	Knob	—	768378	Cut to 52 $\frac{3}{4}$ "	1946-52	738499
	1951-53	*69033A	Ignition and lighting ..	1946-50	*34021A	Crosshead and rack assy.	1953	741268
Inspection lamp sockets ..	1946-53	38604A	Panel	1951-53	34055A	Outer casing		
LAMPS			"	1946-53	*314722	Motor to wheelbox ..	1946-52	*739832
Fog	1946-53	*55029E	" (alternative)	1946-53	*78236A	"	1953	740770
Head, Home	1946-53	50533A	Knob	—	*768439	Wheelbox to wheelbox	1946-52	*738009
Head, Export	1946-53	50628A	Reverse lamp	1946-53	31281B	"	1953	740889
Number plate illumination	1946-53	*53034A	Solenoid, starting motor	1946-53	76022A	End tube "	1946-52	740031
Pass	1946-53	*55010A	Solenoid operating	1946-53	*317063	"	1953	740746
Side	1946	*52084A	Stop lamp	1946-53	31281B	Grommet, wheelbox ..	1946-52	729423
"	1947-53	52098A	Spring	—	315543	Arm	1946-52	*735057
" (Hooper bodies)	1951-53	52165A	Terminal block	1946-53	37101A	"	1953	*741454
Stop tail	1953	53194A	Trafficators	1946-53	54022D	Blade	1946-52	727759
						"	1953	*737682

DAIMLER 2½ litre Models (except 'Consort') 1946-53

Battery	1946-53	SLT13A	LAMPS—continued			Terminal block	1951-53	37101A
Coil, ignition	1946-53	*45012A/D	Head, Export France	1953	*51218A	Trafficators	1946-49	54022D
Control box	1946-48	*37030A	Head, Export U.S.A.	1951-53	*50937A	"	1950-53	*54039A
"	1949	37046A	ditto (Hooper bodies)	1951-53	*50980A			
"	1950-53	*37076E	Number plate illumination	1946-47	*53034A	Warning lights		
Distributor	1946-47	*40047A/D	Pass	1950-53	53097E	Flasher	1952-53	38052B
"	1948-49	*40137A/F	Side	1948-53	55084B	Heater	1951-53	38052B
"	1950-53	40175E/F	"	1946-47	*52060A	Ignition	1946-48	*318534
Flasher unit	1952-53	*35003A	"	1948	52098A	Main beam	1952-53	38052B
Fuse box	1949	*385221	"	1949	*52060A			
" (cigar lighter) ..	1950-53	37110A	"	1950	52120E			
Generator	1946-53	*385184	" (U.S.A.)	1951-53	52150B			
" Later	1946-49	*22447A	"	1951-53	52177A			
Horn	1949-53	*22436A	Stop tail	1950-51	*53156D	Windshield wipers		
Low note	1946-53	*69021A	"	1952-53	53226A	Motor	1946-49	†75066A
High note	1946-53	*69022A	" (U.S.A.)	1952-53	53153E	"	1950	*75075J
Inspection lamp sockets ..	1946-53	38604A	Mirror	1946-51	*580593	"	1951-52	*75075K
Junction box	1946-53	78264A	" Later	1951	062548	" Later	1952-53	75153A
			" (right hand)	1952-53	*580733	Bracket, with shaft and		
LAMPS			" (left hand)	1952-53	*580736	coupling	1946-48	734453
Fog	1946-50	*55010A	Starting motor	1946-50	*255721	ditto	1949	737089
Head, Home			Steering column control ..	1951-53	25521B/D	Shaft, short	1946-49	737243
R.H.D., dip left (L.H.)	1946-47	*506096	ditto Later	1946-49	322323	Coupling	1946-49	729036/S
" non-dip (R.H.)	1946-47	*506097		1949-53	32803A/F	Link, primary	1946-48	735448
" (L.H.)	1948-49	50530B	SWITCHES			" secondary ..	1949	737095
" (R.H.)	1948-49	*50531B	Dipper	1946-53	31284A	"	1946-48	733817
R.H.D., dip left			Foglamp	1948-50	31228B	"	1949	737097
(L.H. and R.H.)	1950-52	*50852B	Knob	1951-53	31201B	Clutch housing	1946-48	735691
" (Hooper	1953	*51216A	Heater or fan	1950-53	*316204	Wheelbox, with switch	1949	737357
bodies)			Knob	—	*768663	" less switch ..	1950-53	72612A
Head, Export	1952-53	50913B	Ignition and lighting ..	1946-49	34056A	Crosshead and rack assy.	1950-53	72613A
Double dip (L.H.)	1948-49	50655A	"	1950	*34006B	Cut to 50 $\frac{3}{4}$ "	1950-53	738499
(R.H.)	1948-49	50656A	"	1951-53	34063A	Outer casing		
R.H.D., dip left	1950-52	*50852B	Panel	1946-49	*314722	Motor to wheelbox ..	1950-53	*739907
" (Hooper	1953	*51216A	Reverse lamp	1950-53	*78259A	Wheelbox to wheelbox	1950-52	*739944
bodies)			Knob	—	768662	"	1953	*739979
L.H.D., dip right	1952-53	50913A/D	Solenoid, starting motor	1951-53	31281B	End tube "	1950-53	740031
"	1950-51	*A50852B	Solenoid operating	1946-49	76022A	Grommet, wheelbox ..	1950-53	729423
Head, Export Europe	1952-53	*A51216A	Stop lamp	1950-53	*76411D	Arm	1946-49	*735098
(not France)	1950-51	*B50852B	Spring	1946-53	31281B	"	1950-53	*736418
ditto	1952-53	*B51216A			315543	Blade	1946-49	727707
						"	1950-53	*737482
						" Later	1953	*737682

DAIMLER 2½ litre 'Consort' 1950-53

Battery	1950-53	SLT13A	LAMPS			LAMPS—continued		
Coil, ignition	1950-53	*45012A/D	Fog	1953	*55055B	Head, Export Europe		
Control box	1950-53	*37076E	" (special orders)	1953	55084B	(not France)	1950-52	*B50852B
Distributor	1950-53	40175E/F	Head, Home			ditto	1953	*B51216A
Fuse box	1950-53	37110A	R.H.D., dip left	1950-52	*50852B	Head, Export France ..	1953	*51218A
Generator	1950-52	*22435A/B	"	1953	50913A/D	Head, Export U.S.A. ..	1950-53	*50937A
" Later	1952-53	*22456A/B	" Later	1953	*51216A	Reverse, tail and number		
Horn			Head, Export			plate	1950-53	53116A
Low note	1950-53	*69021A	R.H.D., dip left	1950-52	*50852B	Side	1950-53	52120E
High note	1950-53	*69022A	"	1953	50913A/D	Stop tail and number plate	1950-53	53117A
Inspection lamp sockets ..	1950-53	39513A	" Later	1953	*51216A	Stop tail and reverse		
Junction box	1950-53	78264A	L.H.D., dip right	1950-53	*A50852B	" Later	1953	53221A
			" Later	1953	*A51216A	Starting motor	1950-53	25521B/D
						Steering column control ..	1950-53	32803A/F

* See Supersession Chart
L.H.D. .. Left hand drive

† No longer available—refer to Wiper Conversion Set Section
R.H.D. .. Right hand drive

L.H. .. Left hand R.H. .. Right hand

continued



DAIMLER 2½ litre 'Consort' 1950-53—continued

Unit	Year	Part No.	Unit	Year	Part No.	Unit	Year	Part No.
SWITCHES			Terminal block	1950-53	37101A	Windshield wipers—cont'd		
Dipper	1950-53	31284A	Trafficators	1950-53	*54039A	Crosshead and rack assy.	1950-53	736177
Ignition and lighting ..	1950-53	34063A				Outer casing		
Panel	1950-53	*31209A				Motor to wheelbox ..	1950-53	739870
Knob	1950-53	*316205				Wheelbox to wheelbox ..	1950-53	*739944
Reverse lamp	1950-53	31281B				End tube	1950-53	740031
Solenoid, starting motor ..	1950-53	*76411D				Grommet, wheelbox ..	1950-53	734652
Solenoid operating	1950-53	*31239A				Arm	1950-53	*736418
Stop lamp	1950-53	31281B				Blade	1950-53	*737482
Spring	—	315543						

DAIMLER 3 litre 'Regency' Saloon and Coupé 1953

Battery	1953	GT11A	LAMPS—continued			SWITCHES—continued		
Coil, ignition	1953	*45012A/D	Number plate and reverse	1953	53161D	Panel	1953	*78259A
Control box	1953	*37139D	Side	1953	53210A	Knob	—	768662
Distributor	1953	*40280A/B	.. (U.S.A.)	1953	*52162A	Petrol gauge (Coupé) ..	1953	*31390A
Flasher unit	1953	*35003A	.. (Coupé)	1953	52175A	Solenoid, starting motor ..	1953	*76411D
Fuse box	1953	033239	.. (coupé, U.S.A.) ..	1953	52176A	Solenoid operating	1953	31115A
Generator	1953	*22456A/B	Stop tail	1953	53199B	Knob	—	*317335
Horn (Coupé)	1953	53178D	Stop lamp	1953	31281B
Low note	1953	*69011F	Stop tail and flasher			Spring	—	315543
High note	1953	*69012F	(U.S.A.)	1953	53153E	Windshield wiper	1953	31113A
Horn relay	1953	*33116B	Mirror	1953	620800	Knob	—	*316491
Inspection lamp sockets ..	1953	38604A	Starting motor	1953	25521B/D	Terminal block	1953	37101A
Junction box	1953	78266A	Steering column control ..	1953	32871A/B	Trafficators	1953	54044A
			SWITCHES			Windshield wipers		
LAMPS			Blower (Coupé)	1953	31113A	Motor	1953	75152A
Fog	1953	55043E	Knob	—	*316498	Wheelbox	1953	*72548A/K
Head, Home			Dipper	1953	31284A	Crosshead and rack assy.		
R.H.D., dip left	1953	*51216A	Foglamp	1953	31113A	Cut to 50 mm	1953	738499
Head, Export			Knob	1953	*316499	Outer casing		
R.H.D., dip left	1953	*51216A	Heater/Fan	1953	78250A	Motor to wheelbox ..	1953	*739907
L.H.D., dip right	1953	*A51216A	Knob	—	*768663	Wheelbox to wheelbox ..	1953	*739979
Head, Export Europe			Ignition	1953	31287A	End tube	1953	740031
(not France)	1953	*B51216A	Interior light (Coupé) ..	1953	31113A	Grommet, wheelbox ..	1953	734652
Head, Export France ..	1953	*51218A	Knob	—	*316497	Arm, left hand drive ..	1953	*737571
Head, Export U.S.A.			Lighting	1953	31303A	.. right hand drive ..	1953	*737570
(Hooper bodies)	1953	*51217A	Knob	—	316637	Blade	1953	738724

DAIMLER 'Conquest' ('Century') Saloon 1954-58

Battery	1954-58	GT9A	LAMPS—continued			SWITCHES—continued		
Coil, ignition	1954-55	*45012A/B	Number plate and reverse	1954-58	53161D	('Century')	1958	78314A
Control box	1954-55	*45054A/J	Side	1954-57	53210A/F	Knob	—	768975
Distributor	1954-55	*37138A/D	.. (U.S.A.)	1958	52250B	Reverse lamp	1955-58	31281B
Flasher unit	1954-58	37182F/H	Side and flasher (U.S.A.)	1954-58	*52162B/E	ditto (Borg Warner		
Fuse box	1954-58	40394A	Stop tail	1954-55	53199B	models)	1957-58	*31077E
Generator	1954-58	40394B/D	Stop tail, flasher and reflex	1956-58	53410B	Solenoid, starting motor ..	1954-56	*76411D/E
Horn			Stop tail and flasher			.. (Century)	1957-58	*76443A
Low note	1954	*69011F	(U.S.A.)	1954-55	53153E	Switch, circuit breaker		
High note	1955-58	69046A/E	Reflex reflector	1955	57072A	(Borg Warner models) ..	1957-58	*31077E
Inspection lamp sockets ..	1954-58	38604A	Starting motor	1954-58	25521B/D	Solenoid operating	1954-55	31115A
Junction box	1954-58	78266A	Steering column control ..	1954	32909A/B	Knob	—	315047
LAMPS			ditto	1955-58	32926A/H	Solenoid operating		
Driving	1956-58	55132D	ditto ('Conquest')	1956	32909A/B	('Conquest')	1956	31115E
.. (France)	1958	55161A	SWITCHES			Knob	—	*317335
Fog	1954-55	55043E	Blower	1956	31113D	Stop lamp	1954-58	31281B
Head, Home	1954-58	55128D	Knob	—	*316498	Spring	—	315543
R.H.D., dip left	1954-55	51336A	Dipper	1954-58	31284A	Windshield wiper	1954-58	31113A/D
.. ..	1956-58	51336B/J	Foglamp	1956-57	31113D	Knob	1954-55	*315135
Head, Export	1954-55	51336A	Knob ('Conquest')	1956-57	*316499	.. (brown)	1956	*316491
R.H.D., dip left	1954-55	51336A	.. ('Century')	1956-58	316370	.. (black)	1956-58	316371
.. ..	1956-58	51336B/J	Heater/Fan	1954-55	78250A/D	Terminal block	1954-58	37101A/B
L.H.D., dip right	1954	*51337A	Knob	1954	*768663	Trafficators	1954-58	54044A/E
.. ..	1955	*51337B	Ignition ('Conquest')	1954-56	768378	Windshield wipers		
.. ..	1956-58	*51337D/E	.. (Century)	1954-56	31287A/B	Motor	1954-55	*75174F
Head, Export Europe			Lighting	1954-56	31303A	1956-57	*75200B
(not France)	1954-55	51339A	.. (Century)	1954	31303A	1958	75296B
ditto	1956-58	51339B/H	Lighting	1956-58	31593A	Wheelbox	1954-55	72636D
Head, Export France ..	1954-55	*51341A	Knob	1955-58	316637	1956-58	72660A
.. ..	1956-58	*51341B/E	.. (black)	1955-56	316637	Crosshead and rack assy.	1954-55	*743234
			.. (Borg Warner	1956-58	312550	Cut to 42 mm	1956-58	*743231
			models)	1957-58	313653	Outer casing		
			Panel rheostat	1954-55	*78259A	Motor to wheelbox ..	1954-55	740901
			Knob	—	768378	1956-58	744149
			Panel rheostat			Wheelbox to wheelbox ..	1954-55	740982
			('Conquest')	1956	78314A	1956-58	744150
			—	768662	End tube	1954-58	747346
			1956-57	78299B	Arm, left hand drive ..	1954-55	*741293
			—	313600	.. right hand drive ..	1956-58	745072
			—		1954-55	*741292
			—		Blade	1956-58	745071
			—			1954-58	738724

DAIMLER 'Conquest' Roadster and Drophead Coupé 1954-57

Battery	1954-57	GT9A	Flasher unit	1955-57	*35003A	Horn		
Coil, ignition	1954-55	*45012B	Flasher relay	1955-57	33117A	Low note	1954	*69011J
Control box	1954-55	*37138D	Fuse box	1954-57	033239	High note	1955-57	69046A/E
Distributor	1954-57	40424A/E	Generator	1954-55	22258D	1954	*69012J
			1956-57	22258E	Inspection lamp sockets ..	1954-57	69047A/E
						Junction box	1954-57	38604A
								78266A

* See Supersession Chart

L.H.D. .. Left hand drive

R.H.D. .. Right hand drive

Note. Before ordering Steering Column Controls refer to the detailed parts section (P)



DAIMLER 'Conquest' Roadster and Drophead Coupé 1954-57—continued

Unit	Year	Part No.	Unit	Year	Part No.	Unit	Year	Part No.
LAMPS			Reflex reflector	1955-57	57072A	SWITCHES—continued		
Driving	1954-57	55132B	Starting motor	1954-57	25521D	Windshield wiper	1954-57	31113A/D
Flasher, front (Coupé) ..	1956-57	*52246B	Steering column control ..	1954-57	32926A/H	Knob	1954-55	*315135
Fog (Roadster)	1954-55	55128B				Terminal block	1956-57	*316491
" (Coupé)	1954-55	55043E	SWITCHES			Trafficators	1954-57	37101B
" (France)	1956-57	55128B	Dipper	1954-57	31284A	Windshield wipers	1954-57	54044D/E
Head, Home and Export			Foglamp	1956-57	31113D	Motor	1954-55	*75174E
Vertical dip	1954-57	51535A	Knob	—	*316499	Wheelbox	1956-57	*75200B
" " " " Later	1957	51535D/F	Heater/Fan	1954-55	78250D	" " " "	1954-55	72636D
Head, Export France ..	1954	51591A	Knob	—	768378	Crosshead and rack assy.	1954-55	72660A
" " " "	1955	51591B	Ignition	1954-57	31287A/B	Cut to 42 $\frac{3}{8}$ "	1954-55	*743234
" " " "	1956	51591D	Lighting	1954	31303A	Outer casing	1956-57	*743231
Number plate illumination			Knob	—	316637	Motor to wheelbox ..	1954-55	740901
(Roadster)	1954-55	53093E	Lighting	1955-57	31428B/D	" " " "	1956-57	744149
(Coupé)	1956-57	53093H	Knob	—	312622	Wheelbox to wheelbox	1954-55	740982
Number plate illumination			Panel	1954	78250D	" " " "	1956-57	744150
and reverse (Coupé) ..	1954-55	53161D	Knob	1955	*78259A	End tube " " " " ..	1954-57	740746
Reverse (Roadster) ..	1955	53378A	Reverse lamp	1954-57	31281B	Arm, left hand drive	1954-55	*741293
" (Coupé)	1956-57	53378A	Knob	—	31281B	Coupé	1954-55	*741293
Side (Roadster)	1954-55	52175B	Solenoid, starting motor	1954-57	*76411E	Roadster	1954	*741293
" (Coupé)	1956-57	52175B	Solenoid operating ..	1954-57	31115A/B	" " " "	1955	741837
Side and flasher (Coupé)	1954-55	*52162E	Knob	1954-55	315042	Arm, left hand drive	1956-57	745072
Stop tail (Roadster) ..	1954-55	*53372A	" " " "	1956-57	*317335	" " right hand drive	1954-55	*741292
" (Coupé)	1956-57	*53372A	Stop lamp	1954-57	31281B	" " " "	1956-57	745071
Stop tail and flasher			Spring	—	315543	Blade	1954-57	738724
(Coupé)	1954-55	53153E						

DAIMLER DC27 Ambulance 1949-54

Ammeter	1949	*369274	LAMPS—continued			SWITCHES—continued		
Battery	1950-54	*36104A	Stop tail and reverse ..	1949-50	*53143B	Stop lamp	1949-54	31281B
Coil, ignition	1949-54	HR LT23D	ditto	1951-54	53203B	Spring	1954-54	315543
Control box	1949	*45012A/D	ditto (U.S.A.)	1951-54	53183B	Windshield wiper ..	1949-54	31201B
Distributor	1950-54	*37048E	Starting motor	1950-54	*270244	Knob	1949-54	*316206
Fuse box	1949-54	40179A/D	Steering column control	1949-54	26043A	Terminal block	1949-54	37101A
Generator	1949-52	*22435A/B			32808B/F	Trafficators	1949-54	*54039A
Horn	1949-54	*069399	SWITCHES			Warning lights		
LAMPS			Battery master	1949-54	76605B	Ignition	1949-54	*38013B
Fog	1949-54	*55055B	Bell push	1949-54	76201A	Main beam	1949-54	38052B
Head, Home			Dipper	1949-54	31226B	Oil	1949-54	*38042A
R.H.D., dip left (L.H.)	1949-54	*50445K	Foglamp	1949-54	*316204	Windshield wipers		
non-dip (R.H.)	1949-54	*50446K	Knob	—	*78249A	Motor	1949-51	*75055K
Head, Export			Heater or fan	1949-54	768378	" " " "	1953-54	75152A
R.H.D., dip left	1949-54	*50445K	Knob	—	768378	" " " "	1949-54	72614
L.H.D., dip right	1949-54	*A50445K	Ignition	1949-54	31201B	Crosshead and rack assy.	1949-54	738987
Head, Export Europe			Knob	—	*316216	Cut to 15 $\frac{1}{8}$ "	1949-54	738987
(not France)	1949-54	*B50445K	Interior	1949-54	*31051A	Cap, rubber	1953-54	760234
Head, Export France ..	1949-54	*50790E	Lighting	1949-54	*34058A	Outer casing		
Head, Export U.S.A. ..	1949-54	*50804D	Panel	1949-54	31201B	Motor to wheelbox		
Side	1949-54	52139B	Knob	—	*316205	Left hand drive ..	1949-54	*739855
" (U.S.A.)	1951-54	*52162A	Reverse lamp	1949-54	31281B	Right hand drive ..	1949-52	*739855
			Solenoid, starting motor	1949	76022A	" " " "	1953-54	*739884
			Solenoid operating ..	1949-54	*76411D	End tube " " " " ..	1949-54	740031
					*317067	Arm	1949-54	738929
						Blade	1949-54	738930

DAIMLER 'Empress' Saloon: 'Regency' (and 'Sportsman'): 'Regina' Limousine 1955

Battery	1955	GT11A	LAMPS—continued			SWITCHES—continued		
Coil, ignition	1955	*45012B	Head, Export Europe			Reverse lamp	1955	31281B
" " " " Later	1955	*45054A	(not France)			Solenoid, starting motor	1955	*76411E
Control box	1955	*37139E	('Empress' & 'Regency')	1955	51700A	Solenoid operating ..	1955	31115A
Distributor			('Regina')	1955	*B50979A	Knob	—	315042
('Empress' and 3 $\frac{1}{2}$ litre			Head, Export France ..	1955	51701A	Stop lamp	1955	31281B
'Regency')	1955	40429D	('Empress' & 'Regency')	1955	50981B	Spring	—	315543
(4 $\frac{1}{2}$ litre 'Regency' and			('Regina')	1955		Windshield wiper ..	1955	31430A
'Regina')	1955	40476A	Head, Export U.S.A. ..	1955	51646A	Knob	—	312626
Flasher unit	1955	*35003A	('Empress' & 'Regency')	1955	53278B	Terminal block	1955	37101B
Flasher relay	1955	33117A	Number plate illumination	1955	53378A	Windshield wipers		
Fuse box	1955	37110A	Reverse	1955		Motor		
Generator	1955	*22456B	Side			('Empress')	1955	*75183D
" " " " Later (except			('Empress' & 'Regency')	1955	52175B	(Other models, L.H.D.)	1955	*75235A
'Regina')	1955	*22483A	Side and flasher			(" " " " R.H.D.)	1955	*75236A
Horn	1955	69046A	('Regina')	1955	*52162B	Wheelbox	1955	72636D
Low note	1955	69047A	Stop tail	1955	*53372A	('Empress')	1955	72671A
High note	1955	38604A	Reflex reflector	1955	57072A	(Other models) ..	1955	
Inspection lamp sockets	1955	78266A	Starting motor			Crosshead and rack assy.		
Junction box	1955		('Empress' and 3 $\frac{1}{2}$ litre			'Empress' Cut to 54 $\frac{3}{8}$ "	1955	741262
LAMPS			'Regency')	1955	25521D	Other models		
Driving	1955	55132B	(4 $\frac{1}{2}$ litre 'Regency' and			Cut to 44 $\frac{3}{8}$ "	1955	741264
Flasher, front	1955	*52246A	'Regina')	1955	26043A	Outer casing		
Fog	1955	55128B	Steering column control	1955	32925B	Motor to wheelbox		
Head, Home			('Regency')	1955	32947A	('Empress')	1955	740969
R.H.D., dip left			SWITCHES			(Other models) ..	1955	745227
('Empress' & 'Regency')	1955	51698B	Dipper	1955	31284A	Wheelbox to wheelbox		
('Regina')	1955	*50979A	Door light ('Regina') ..	1955	31472A	('Empress')	1955	740776
Head, Export			Foglamp	1955	31113A	(Other models) ..	1955	745226
R.H.D., dip left			Knob	—	315042	End tube	1955	740746
('Empress' & 'Regency')	1955	51698B	Heater motor	1955	31113A	Arm		
('Regina')	1955	*50979A	Knob	—	315042	('Empress')	1955	*741454
L.H.D., dip right			Ignition	1955	31287A	(Other models, L.H.D.)	1955	745081
('Empress' & 'Regency')	1955	51699B/D	Lighting	1955	31428B	(" " " " R.H.D.)	1955	745080
('Regina')	1955	*A50979A	Knob	—	312622	Blade	1955	738724
			Panel	1955	78314A	(Other models) ..	1955	738734
			Knob	—	768662			

* See Supersession Chart L.H.D. .. Left hand drive R.H.D. .. Right hand drive



DAIMLER 3½ litre 'One-O-Four' Saloon 1956-59: 'One-O-Four' Lady's Model 1956: 4½ litre Limousine 1956-60

Unit	Year	Part No.	Unit	Year	Part No.	Unit	Year	Part No.
Ammeter (Lady's Model)	1956	36222B	LAMPS—continued			SWITCHES—continued		
Battery	1956-60	GT11A	Side (3½ litre)	1956-59	52175D	Stop lamp	1956-60	31082B/H
Coil, ignition	1956-60	*†45054H/K	" (4½ litre)	1957-60	52175D	Windshield wiper	1956-57	31430B
Control box	1956-59	*37189H/J	Side and flasher (4½ litre)	1956	52162E	"	1958-60	31302D
Distributor (3½ litre)	1956-57	37303A/B	Stop tail (3½ litre)	1956-59	*53372A	Knob (black)	1956-57	312626
" Later	1958-59	40524A	" (4½ litre)	1956	*53372A	" (brown)	1956	312644
"	1958-59	40429A/D	Stop tail and reflex (4½ litre)	1957-59	53377B	"	1958-60	*317621
"	1959	40524A	Reflex reflector (3½ litre)	1956-59	57072B	Terminal block	1956-60	37101B
Flasher unit	1956-60	40476A	" (4½ litre)	1956	57072B	Trafficators (3½ litre)	1956-59	54044E
" (4½ litre)	1956-57	*‡35003A	Starting motor			Warning lights (Lady's Model)		
"	1958-60	‡35010A	(3½ litre)	1956-58	25521D	Ignition	1956	38100A
Flasher relay (3½ litre)	1956-59	‡33117D	(") Later	1958-59	25533D	Main beam	1956	38143A
" (4½ litre)	1956-57	33117D	(4½ litre)	1956-60	26043A	Oil pressure	1956	38144A
Fuse box	1956-59	37110A	(") alternative)	1958-60	26038A	Trafficator	1956	38143A
Generator	1956	*22483A	Steering column control			Windshield wipers		
"	1957-58	*22483B/D	(3½ litre Saloon)	1956-57	32925D	Motor, left hand drive	1956-58	*75235A
"	1959	*22456F	(") Lady's Model)	1956	32926A/H	" right hand drive	1959-60	75310A
" (alternative)	1959	*22483B/D	All Models	1958-60	32926A/H	"	1956-58	*75236A
" Later	1959-60	22489B/D				"	1959-60	75311A
Horn			SWITCHES			Wheelbox	1956	*72671A
Low note	1956-60	69046B/F	Blower (Lady's Model)	1956	*31498A	"	1957	72660A
High note	1956-60	69047B/F	Knob	—	313600	" (3½ litre)	1958-59	72636D
Inspection lamp sockets	1956-60	38604A	Knob	—	*316498	" (4½ litre)	1958-60	72660A
Junction box	1956-60	78266A	Blower (other models)	1956-60	31113D	Crosshead and rack assy.		
			Knob	—	316498	(3½ litre)	1956-59	*743231
LAMPS			Dipper	1956-60	31284A/D	(4½ litre)	1956-57	*743231
Boot (3½ litre)	1956-59	53235B	Door light (3½ litre)	1956-59	31175F	(")	1958 60	*741278
Driving	1956-59	55132B	Foglamp (Lady's Model)	1956	*31498A	Outer casing		
(") France)	1958-59	55161A	Knob	—	313600	Motor to wheelbox		
(4½ litre)	1956-57	55132B	Foglamp (other models)	1956-60	31113D	(3½ litre)	1956 59	745227
(")	1958-60	*55159A	Knob	—	*316499	(4½ litre)	1956-57	745227
(") France)	1958-60	55208A	Heater (4½ litre)	1957-60	31685A	(")	1958-60	744892
Flasher, front			Ignition (except Lady's Model)	1956-60	31287B/F	Wheelbox to wheelbox		
(3½ litre, U.S.A.)	1956-59	*52246B	Ignition and starting			(3½ litre)	1956-59	745226
(4½ litre)	1957-60	53359A/E	(Lady's Model)	1956	31593A	(4½ litre)	1956-57	745226
Flasher, rear (4½ litre)	1957-59	*52278B	Interior, dash (4½ litre)	1957-60	*316497	(")	1958-60	744891
Flasher, repeater (4½ litre)	1957-60	52326B	Knob	—	*31686A	End stop	1956-60	740746
Fog			Interior, rear (4½ litre)	1957-60	31428D/H	Ferrule, casing retaining		
(3½ litre)	1956-59	55128D	Lighting	1956-60	312622	Grommet, wheelbox		
(") France)	1956-57	55160B	Knob (brown)	1956-60	312550	(4½ litre)	1958-60	740811
(4½ litre)	1956-57	55128D	" (black)	1956		Arm, left hand drive		
(")	1958-60	55196A	(Borg Warner Models)	1957-58	313653	(3½ litre)	1956-59	745081
(") France)	1956-57	55160B	Panel (Lady's Model)	1956	78299B	(4½ litre)	1956-57	745081
(")	1958-60	55209A	Knob	—	313600	(")	1958-59	741810
Head, Home			Panel (other models)	1956-60	78314A	Reverse lamp	1956-60	54712081
R.H.D., dip left	1956-59	51698B	Knob	—	768662	ditto (Borg Warner Models)	1957-58	*31077E
" Later	1959-60	51698D	Reverse lamp	1956-60	31281B	Solenoid, starting motor		
Head, Export			Solenoid operating	1956-60	31115E	(except Lady's Model)		
R.H.D., dip left	1956-59	51698B	Knob	—	*317335	Switch, circuit breaker		
" Later	1959-60	51698D	(Borg Warner Models)	1957-58	*31077E			
L.H.D., dip right	1956-59	51698B						
"	1959-60	51699B/D						
L.H.D., dip right	1956-60	51700A						
Head, Export Europe								
(not France)	1956-60	51701A						
Head, Export France	1956-60	51646A						
Head, Export U.S.A.	1956-60	53278B						
Number plate illumination								
Reverse	1956-60	53378A						

DAIMLER 'Majestic' 1959-60

Unit	Year	Part No.	Unit	Year	Part No.	Unit	Year	Part No.
Battery	1959-60	GT11A-3	LAMPS—continued			SWITCHES—continued		
Coil, ignition	1959-60	*45054K	Head, Home			Lighting	1959-60	31428H
Control box	1959-60	37303A	R.H.D., dip left	1959	51698B	Panel	1959-60	78331A
Distributor	1959-60	*40614A/B	" Later	1959-60	51698D	Reverse lamp	1959	31281B
Flasher unit	1959-60	35010A	Head, Export			"	1960	*31077E
Fuse box	1959-60	033239	R.H.D., dip left	1959	51698B	Solenoid, starting motor	1959-60	*76443A
Generator	1959	*22456F	" Later	1959-60	51698D	Windshield wiper	1959-60	*31427E
" (alternative)	1959	*22483D	L.H.D., dip right	1959-60	51699B/D	Warning lights		
" Later	1959-60	22489B/D	Head, Export Europe			Flasher	1959-60	38124D
Horn			(not France)	1959-60	51700A	Ignition	1959-60	38100A
Low note	1959-60	69046F	Head, Export France	1959-60	51701A	Oil	1959-60	38144A
High note	1959-60	69047F	Head, Export U.S.A.	1959-60	51646A	Windshield wipers		
Inspection plug and socket	1959-60	38604A	Number plate illumination	1959-60	53278B	Motor, left hand drive	1959-60	75310A
			Reverse	1959-60	53378A	Motor, right hand drive	1959-60	75311A
LAMPS			Roof	1959-60	56061B	Wheelbox	1959-60	72673B
Boot	1959-60	53235B	Side	1959-60	52426B	Crosshead and rack assy.		
Driving	1959-60	55132B	Stop tail	1959-60	53377B	Cut to 35 3/8"	1959-60	744254
(") France)	1959-60	55161A	Starting motor	1959-60	25533D	Outer casing		
Flasher, front	1959-60	52337A	Steering column control	1959-60	32926H	Motor to wheelbox	1959-60	54710655
" (U.S.A.)	1959-60	52345A				Wheelbox to wheelbox	1959-60	745226
Flasher, rear	1959	*52272D	SWITCHES			End tube	1959-60	740746
"	1960	*52278B	Blower	1959-60	*31557A	Arm, left hand drive	1959	741845
"	1959-60	53686D	Dipper	1959-60	31248D	"	1960	54711558
" (U.S.A.)	1959-60	53686D	Foglamp	1959-60	*31557A	" right hand drive	1959	741844
Fog	1959-60	55128B	Ignition and starter	1959-60	*31678D	"	1960	54711557
(") France)	1959-60	55160A	Knob	1959	*31411A	Blade	1959-60	737897
			Interior	1959				
			"	1960	*31378A			

* See Supersession Chart
L.H.D. .. Left hand drive

† Suitable replacement after 1957
R.H.D. .. Right hand drive

‡ U.S.A. only on 3½ litre

§ Australia only

Note. Before ordering Steering Column Controls refer to the detailed parts section (P)



DAIMLER SP250 Sports 1960

Unit	Year	Part No.	Unit	Year	Part No.	Unit	Year	Part No.
Ammeter	1960	36263A	LAMPS—continued			SWITCHES—continued		
Battery	1960	BT9A	Fog	1960	55213A/B	Panel	1960	*31851A
Coil, ignition	1960	45102D	Head, Home			Reverse lamp	1960	31696A
Control box	1960	37299A	R.H.D., dip left ..	1960	58260A/D	Solenoid, starting motor	1960	*76465A
Distributor	1960	40676A/D	Head, Export			Stop lamp	1960	31882A
Flasher unit	1960	35020A	R.H.D., dip left ..	1960	58260A/D	Windshield wiper ..	1960	31836B
Fuse box	1960	033283	L.H.D., dip right ..	1960	58560A			
Generator	1960	22700D	Head, Export France ..	1960	58561A	Windshield wiper		
Generator (temporary alternative)	1960	*22704A	Number plate illumination	1960	53093H/J	Motor	1960	75371A
Horn			Side	1960	52426B	Wheelbox	1960	72693B
Low note	1960	69046F	Stop tail	1960	53818A/B	Crosshead and rack assy.	1960	*743223
High note	1960	69047F	Reflex reflector	1960	575883	Outer casing		
LAMPS			Starting motor	1960	25533D	Motor to wheelbox ..	1960	54711646
Driving	1960	55212A/B	Steering column control ..	1960	33549A	Wheelbox to wheelbox	1960	54711647
Flasher, front	1960	52337A	ditto (alternative)	1960	33556A/B	End tube		740746
" " (U.S.A.)	1960	52345A	SWITCHES			Arm, left hand drive ..	1960	54711565
Flasher, rear	1960	52459A	Dipper	1960	31800A	" right hand drive ..	1960	54711566
" " (U.S.A.)	1960	52460A	Ignition and starting ..	1960	31799B	Blade	1960	737910
			Lighting	1960	31788B			

DELLOW MOTORS Sports Mk. III 1952-54: Mk. IIC 1955-57: Mk. V Lightweight 1955-57

Ammeter	1952	*36151A	LAMPS—continued			SWITCHES—continued		
" " " " Later	1952-57	*36117B	Head, Export			Stop lamp	1952-54	31281B
Battery	1952-54	SLG13E	R.H.D., dip left ..	1952-54	*50985A	Spring	—	315543
" " " " " "	1955-57	SLT13	" " " " " "	1955-57	50988A	Warning lights		
Coil, ignition	1952-54	*45016A	Number plate illumination	1952-54	A53093E	Flasher	1955-57	38067A
" " " " " "	1955-57	*45012A	" " " " " "	1955-57	53093E	Ignition	1952-54	*38012B
Control box	1955-57	*37172A	Side	1952	*A52040A	" " " " " "	1955-57	*38065A
Distributor	1952-54	40286A	" " " " " "	1953-54	A52182A	Main beam	1955-57	*38069A
" " " " " "	1955-57	40402A/N	" " " " " "	1955-57	*52182A	Windshield wipers		
Fuse box	1952-57	*37137A	Stop tail	1952-54	*A53178D	Motor	1952-54	*75121A
Generator	1952-54	22009E/F	" " " " " "	1955-57	53178D	" " " " " "	1955-57	*75120A
" " " " " "	1955-57	22258D	Reflex reflector	1955-57	57031A	Coupling bar	1953-57	732227
Horn	1952-54	069343	Relay	1952-54	33154A	Bearing, passenger side	1953-57	731721
" " " " " "	1955-57	069344	Starting motor	1952-54	26009A/D	Arm, left hand	1952-54	*732927
LAMPS			" " " " " "	1955-57	25022A/L	" " " " " "	1955-57	735111
Dash	1952-54	*A56010A	SWITCHES			" right hand	1952-54	*732926
" " " " " "	1955-57	56010A	Dipper	1952-53	31001A	" " " " " "	1955-57	735110
Flasher, rear (Mk. IIC) ..	1955-57	53362A	" " " " " "	1955-57	*31263A	Blade	1952-57	727784
Flasher, side (Mk. V) ..	1955-57	52240A	Horn and dipper Later	1953-54	*31263A			
Head, Home			Ignition and lighting ..	1952-57	31270A			
R.H.D., dip left ..	1952-54	*50985A	Knob	—	316285			
" " " " " "	1955-57	50988A						

DIAMOND MOTORS Pedestrian Controlled Battery Vehicle 1951-56

Horn	1951-56	*069213	LAMPS			SWITCH		
Horn push	1951-56	76205A	Side	1951-56	52034A	Lighting	1951-56	31291A
Junction box	1951-56	78264A	Tail and number plate ..	1951-56	*53041B			

DODGE 61C, 100C and 101C 1947-48: 120C 1947: 122C 1947-48

Ammeter	1947-48	36047D	Control box .. Later	1948	37065E	SWITCHES		
Coil, ignition			Distributor	1947-48	40090A/E	Dipper	1947-48	31284A
6 volt	1947	*45016A	Fuse box (6 volt) ..	1947	*385221	Ignition and Lighting ..	1947-48	*344540
12 volt	1947-48	*45020A	Horn (6 volt)	1947	069343	Warning lights		
Control box (6 volt) ..	1947	*37063A	" (12 volt) .. Later	1947-48	069344	6 volt	1947	*38012B
" " (12 volt) Later	1947-48	*37032A				12 volt	1947-48	*38013B

* See Supersession Chart L.H.D. .. Left hand drive R.H.D. .. Right hand drive



DODGE Petrol Models 1949-60

Unit	Year	Part No.	Unit	Year	Part No.	Unit	Year	Part No.
Battery (suitable replacement) ..	1955-57	GT9A	LAMPS—continued			SWITCHES—continued		
" " ..	1958	MT13A	Head, Export			Lighting and horn push (F.C.) ..	1958-60	31769B/M
" " ..	1959-60	FRT9A-8	R.H.D., dip left ..	1950-51	*50799D	" " " " ..		
Coil, ignition ..	1949-50	*45020A/B	" " " " Later ..	1951	*50959A	Lighting, horn push and flasher (when fitted, F.C.) ..	1958-60	*31794A/J
" " ..	1951-56	*45012A/B	" " " " ..	1952	*50992A	Panel ..	1949-54	*31276A
" " ..	1957-60	*45054A/J	" " " " ..	1953-55	51344A	" (F.C. and S.F.C.) ..	1957	*31276A
Control box ..	1949-50	37065E	" " " " ..	1956-59	51344B	" (N.C.) ..	1957	*31498A
" " ..	1951-52	*37076E	L.H.D., dip right ..	1959-60	51344D/F	Knob ..	—	312871
" " ..	1953-57	*37139D/E	ditto (Tractor and Bus only) ..	1950-51	*A50799D	Panel (F.C. and N.C.) ..	1958-60	*31498A
" " ..	1958-60	37183H	ditto ..	1951	*50960A	Knob ..	—	312871
" " ..	Later	37183K/L	ditto ..	1951-52	*50528M	Solenoid, starting motor ..	1949-60	*76411D/E
" " (Light Bus) ..	1959-60	*37207F	ditto ..	1953-54	*51345A	Solenoid operating ..	1949-57	*31071A
Distributor ..	1949-54	40166A	ditto ..	1955	*51345B	ditto (S.F.C. & N.C.) ..	1958-60	*31071A
" " ..	1955-56	40444A/D	ditto ..	1956-60	*51345D/F	Stop lamp ..	1953-60	31082B/E
" " ..	1957	40467D	Head, Export Europe ..			Windshield wiper ..	1957-60	*31498A
" " ..	1958-60	40444D/E	(not France) ..	1950-51	*B50799D	Knob ..	—	312872
" " (Australia) ..	1960	40467D	ditto ..	1951-52	*50961A	Warning lights		
Fuse box ..	1949-52	*37137A	ditto ..	1952-53	*52079A	Ignition ..	1949-56	*38013B
" " ..	1953-60	033239	ditto ..	1953-55	51346A	" (N.C.) ..	1957	38158A
Generator ..	1949-50	*22446A	Side ..	1956-60	51346B/E	" (S.F.C.) ..	1957	38100A
" " ..	1951-52	*22435A/B	" " ..	1949-51	52154A	" " ..	1958	*38013B
" " ..	1953-55	*22456A/B	" " ..	1952-53	*52079A	" (F.C. and N.C.) ..	1958-60	38158A
" " ..	1956	*22483A	" " ..	1953-56	*52040A	Windshield wipers		
" " ..	1957-59	*22483B/D	" (Bus, special orders) ..	1957-58	*52040A	Motor ..	1949-56	75091A
" " ..	Later	22489D	" (alternative) ..	1956	*52079A	Special orders (S.F.C.) ..	1957-58	75091A
Horn ..	1949-60	*069399	" (S.F.C.) ..	1957-58	*52079B	Knob ..	1957-60	75289A
Low note (alternative) ..	1955	*69011J	" (N.C. and Bus, special orders) ..	1957-60	52250B	Wheelbox ..	1957-60	72660A
" " ..	1956-60	69046A/F	" (F.C.) ..	1958-60	52321A	Crosshead and rack assy. ..	1957-60	743722
High note (optional) ..	1955	*69012J	Stop tail ..	1949-57	Serviced by Butlers Ltd.	Outer casing ..	1957-60	743722
" " ..	1956-60	69047A/F	Reflex reflector ..	1956-57	57032B	Motor to wheelbox ..	1957-60	743708
Horn relay (when twins fitted) ..	1956-60	*33116B	" (N.C. S.W.B. Tipper) ..	1958-60	57044A	Left hand ..	1957-60	743709
LAMPS			Starting motor ..	1949	26025A/H	Right hand ..	1957-60	740746
Flasher (when fitted) ..	1958-60	53367D	" " ..	1950-55	26050A	End tube ..	1957-60	735156
Head, Home			" " ..	1956-60	26100B	Arm ..	1949-56	735156
R.H.D. (L.H.) ..	1949	50606B	Steering column control ..	1955-58	32942A/B	" (S.F.C.) ..	1957-58	745081
" (R.H.) ..	1949	50707A	ditto (N.C.) ..	1959-60	32937B	" (N.C.) ..	1957-60	745080
R.H.D., dip left ..	1950-51	*50799D	SWITCHES			Blade ..	1949-57	727803
" " ..	1951	*50959A	Dipper ..	1949-60	31284A/B	" (N.C.) ..	1957	*737683
" " ..	1952	*50992A	" (Australia) ..	1955	31277A	" " ..	1958-60	741680
" " ..	1953-55	51344A	Ignition and lighting ..	1949-56	*34018A/B			
" " ..	1956-59	51344B	ditto (F.C. & S.F.C.) ..	1957-58	*34018B			
" " ..	Later	51344D/F	ditto (N.C.) ..	1957-60	31270B			
			Knob ..	—	316285			

DODGE (Perkins Diesel) P6 1951-60: P4 1958-60 (12 volt)

Unit	Year	Part No.	Unit	Year	Part No.	Unit	Year	Part No.
Battery (suitable replacement) ..	1955-57	MM17	LAMPS—continued			SWITCHES—continued		
ditto (P4) ..	1958	MT13A	L.H.D., dip right ..	1951	*A50799D	Lighting and horn push (F.C.) ..	1958-60	31769B
ditto ..	1959-60	STXT19E	" " " " Later ..	1951	*50960A	" " " " ..		
ditto (P6) ..	1958	MM17	" " " " ..	1952	*50528M	Lighting, horn push and flasher (when fitted) (F.C.) ..	1958-60	*31794A
ditto ..	1959-60	HRT21E	" " " " ..	1953-54	*51345A	Panel ..	1951-56	*31276A
Control box ..	1951-57	*37139D/E	" " " " ..	1955	*51345B	" (F.C. and S.F.C.) ..	1957-58	*31276A
" " ..	1957-60	37183H	Head, Export Europe ..	1956-60	*51345D/F	" (N.C.) ..	1957-58	*31498A
" " ..	Later	37183K & L	(not France) ..	1951	*B50799D	Knob ..	1959-60	*31498A
by C.A.V.) ..	1951-53	1685030	ditto ..	1951-52	*50961A	Panel ..	—	312871
ditto ..	1954-60	1688030	ditto ..	1953-55	51346A	Knob ..	—	312871
Fuse box ..	1951-60	033239	ditto ..	1956-60	51346B/E	Solenoid operating ..	1951-60	1823410
Bus ..	1951-58	*37137A	Side ..	1951	52154A	(serviced by C.A.V.) ..	1954-60	31082B/H
(serviced by C.A.V.) ..	1959-60	1800700	" " ..	1952-53	*52079A	Stop lamp ..	1957-60	*31498A
Diesel heater (serviced by C.A.V.) ..	1951-60	1800020	" (Bus) ..	1953-54	*52040A	Knob ..	—	312872
Generator ..	1951	*22456A/B	" (all other models) ..	1954-55	53210A	Warning light ..	1951-57	*38013B
Bus (serviced by C.A.V.) ..	1951-53	D5LFA10	" " ..	1955	*52079A	" " ..	1958-60	38158A
" " ..	1954-60	1130090	" (Bus, special orders) ..	1956	*52040A	Windshield wipers		
Horn ..	1951-60	*069399	" (alternative) ..	1957-58	*52079A	Motor ..	1951-56	75091A
Low note (alternative) ..	1956-60	69046A/F	" (S.F.C.) ..	1957-58	*52079B	S.F.C. (special orders) ..	1957-58	75091A
High note (optional) ..	1956-60	69047A/F	" (N.C. and Bus, special orders) ..	1957-60	52250B	All other models (special orders) ..	1957-60	75289A/B
Horn relay (when twins fitted) ..	1956-60	*33116B	" (F.C.) ..	1958-60	52321A	Wheelbox ..	1957-60	72660A
LAMPS			Stop tail ..	1951-57	Serviced by Butlers Ltd.	Crosshead and rack assy. ..	1957-60	743722
Flasher (optional) ..	1958-60	53367D	Starting motor (serviced by C.A.V.) ..	1951-55	BS512L66	Outer casing ..	1957-60	743722
Head, Home			ditto ..	1956-59	1330660	Motor to wheelbox ..	1957-60	743708
R.H.D., dip left ..	1951	*50799D	ditto (P6) ..	1960	1320061	Left hand ..	1957-60	743709
" " ..	Later	*50959A	ditto (6 ton 4-speed) ..	1960	1320080	Right hand ..	1957-60	740746
" " ..	1952	*50992A	ditto (P4) ..	1959-60	1330661	End tube ..	1957-60	735156
" " ..	1953-55	51344A	Steering column control ..	1955-58	32942A/B	Arm ..	1951-56	735156
" " ..	1956-59	51344B	" " ..	1959-60	32937B	" (S.F.C.) ..	1957-58	735156
" " ..	Later	51344D/F	SWITCHES			" left hand (N.C.) ..	1957-60	745081
Head, Export			Dipper ..	1951-60	31284A/D	" right hand (N.C.) ..	1957-60	745080
R.H.D., dip left ..	1951	*50799D	Heater plug (serviced by C.A.V.) ..	1951-60	1823420	Blade ..	1951-56	727803
" " ..	Later	*50959A	" " ..	1959-60	31403H	" (S.F.C.) ..	1957-58	727803
" " ..	1952	*50992A	Isolating (P6) ..	1951-56	*34018A/B	" (N.C.) ..	1957	*737683
" " ..	1953-55	51344A	Lighting and main ..	1957-58	*34018B	" " ..	1958-60	741680
" " ..	1956-59	51344B	ditto (F.C. and S.F.C.) ..	1957-60	31270B/E			
" " ..	Later	51344D/F	ditto (N.C.) ..	—	316285			
			Knob ..	—				

* See Supersession Chart L.H. .. Left hand F.C. .. Forward Control R.H. .. Right hand N.C. .. Normal Control L.H.D. .. Left hand drive S.F.C. .. Semi-Forward Control R.H.D. .. Right hand drive S.W.B. .. Short Wheelbase

Note. Before ordering Steering Column Controls refer to the detailed parts section (P)

continued



DODGE (Perkins Diesel) P6 1951-60: P4 1958-60 (12 volt)—continued

§ FUEL INJECTION EQUIPMENT (Perkins P4 Engine)					
Unit	Year	Part No.	Unit	Year	Part No.
Fuel pump	1958	BPE4A60S310S6383	Primer	1958-60	HP1-1
"	1959-60	BPE4A60U310S6383	Pre-filter	1958-60	BFJSJ1-501
Governor	1958	BEPAMZ80A134	Nozzle holder	1958-60	BKB32S630
"	1959-60	BEPBMZ80A134	Nozzle	1958-60	BDL110S6133
Coupling	1958-60	BZKG31-538	Filter	1958	F2-8
Feed pump	1958-60	BFPK22P70	"	1959-60	F2B-22
Venturi	1958-60	BEPK50-50-107			
§ FUEL INJECTION EQUIPMENT (Perkins P6 Engine)					
Fuel pump	1951	BPE6A60Q310S554	Primer	1951-57	BFPUE2-54Z
"	1952	BPE6A60Q310S6237	"	1958-60	HP1-1
"	1953-57	BPE6A60S310S6321	Pre-filter	1951-60	BFJSJ1-501
"	1957-58	BPE6A60S310S6381	Venturi	1951	BEPK50-50-65
"	1959-60	BPE6A60U310S6381	"	1952-53	BEPK50-50-77
Governor	1951	BEPMZ80A67	"	1954-58	BEPK50-50-101
"	1952-56	BEPMZ80A99	"	1959-60	BEPK50-50-107
"	1956-58	BEPAMZ80A99	Nozzle holder	1951-54	BKB35S87
"	1959-60	BEPBMZ80A133	"	1955-60	BKB32S630
Coupling	1951-60	BZKG31-538	Nozzle	1951-60	BDL110S6133
Feed pump	1951-52	BFPK22N1	Filter	1951-54	BFA5P1
"	1953	BFPK22N68	"	1955-58	F2-8
"	1954-56	BFPK22P68	"	1959-60	F2B-8
"	1957-60	BFPK22P70			

DODGE (Perkins R6 Diesel) 24 volt 1954-58: 12 volt 1959-60

Unit	Year	Part No.	Unit	Year	Part No.	Unit	Year	Part No.
Control box (serviced by C.A.V.)	1954-58	1688010	LAMPS—continued			SWITCHES—continued		
Control box	1959-60	37183H	Head, Export Europe (not France)	1954	*51649A	Lighting, horn push and flasher (when fitted, F.C.)	1958	31821A
"	Later	1960	ditto	1955-58	51641A	ditto	1959-60	*31794F
Fuse box	1954-55	033239	ditto	1959-60	51346B/E	Panel	1954-56	*31276A
"	1956-58	033263	Side	1954	+52154A	" (F.C. and S.F.C.)	1957	*31276A
"	1959-60	033239	"	1955	*52079A	" (S.F.C.)	1958	*31276A
" (Diesel heater, serviced by C.A.V.)	1954-60	1800020	" (alternative)	1956	*52079A	" (N.C.)	1957	*31498A
Generator (serviced by C.A.V.)	1954-58	1131090	" (S.F.C.)	1957-58	*52079A	Knob	1958-60	*31498A
"	1959	*22456F	" (Bus)	1957	*52040A	Panel (F.C. and N.C.)	—	312871
"	Later	1959-60	" (alternative, S.F.C.)	1958	*52040A	Knob	—	312871
" (power steering, serviced by C.A.V.) (F.C.)	1958	1108020	" (N.C. and Bus, special orders)	1957-58	52251B	Solenoid operating (serviced by C.A.V.)	1954-60	1823410
" (power steering, F.C.)	1959	*22524A/F	" (N.C.)	1959-60	52250B	Stop lamp	1954-57	31082D/E
ditto	1960	22528A/D	" (F.C.)	1958	52284A	"	1958	31486A
Horn	1954-58	069405	"	1959-60	52321A	Windshield wiper	1959-60	31082E
"	1959-60	*069399	Reflex reflector (F.C. S.W.B.)	1956-57	57032A	Knob	1957-60	*31498A
Low note (alternative)	1955	*69041B	Tipper	1958-60	57044A/B	Warning light	1958	312872
"	1956-58	69055A	Starting motor (serviced by C.A.V.)	1954-55	1332880	"	1959-60	38186A
"	1959-60	69046F	ditto	1956-58	1332990	Windshield wipers (special orders)	1957-60	72660A
High note (optional)	1955	*69042B	ditto	1959-60	1320061	Motor	1954-56	75202A
"	1956-58	69056A	Steering column control	1955-58	32756A	" (S.F.C.)	1957-58	75202A/B
"	1959-60	69047A	ditto	1958	32756B/D	" (N.C.)	1959-60	75289B
Horn relay (when twins fitted)	1956-58	*33164A	ditto	1959-60	32937B	Wheelbox (N.C.)	1957-60	72660A
ditto	1959-60	*33116B				Crosshead and rack assy. (N.C.)	1957-60	743722
LAMPS			SWITCHES			Outer casing		
Flasher (optional)	1958	53368D	Dipper	1954-60	31284A/D	Motor to wheelbox		
"	1959-60	53367D	Heater plug (serviced by C.A.V.)	1954-60	1823420	Left hand (N.C.)	1957-60	743708
Head, Home			Isolating (F.C.)	1958-60	31403F/H	Right hand (N.C.)	1957-60	743709
R.H.D., dip left	1954	*51650A	Lighting and main	1954-56	*34018B	End tube (N.C.)	1957-60	740746
"	1955-58	51639A/D	ditto (F.C. & S.F.C.)	1957	*34018B	Arm	1954-56	735156
"	1959-60	51344D/F	ditto (S.F.C.)	1958	*34018B	" (S.F.C.)	1957-58	735156
Head, Export			ditto (N.C.)	1957-60	31270B	" left hand (N.C.)	1957-60	745081
R.H.D., dip left	1954	*51650A	Knob	—	316285	" right hand (N.C.)	1957-60	745080
"	1955-58	51639A/D	Lighting and horn push (F.C.)	1958	31809A	Blade	1954-56	727803
"	1959-60	51344D/F	ditto	1959-60	31769K	" (S.F.C.)	1957-58	727803
L.H.D., dip right	1954	*51648A				" (N.C.)	1957	*737683
"	1955-58	51640A/B					1958-60	741680
"	1959-60	*51345D/F						

§ FUEL INJECTION EQUIPMENT
(Perkins R6 Engine)

Unit	Year	Part No.	Unit	Year	Part No.
Fuel pump	1954	BPE6A70R320S6302	Feed pump	1954-55	BFPK22P68
"	1955-57	BPE6A70R320S6360	"	1956-60	BFPK22P70
"	Later	1957-58	Primer	1954-57	BFPUE2-54Z
"	1959-60	BPE6A70T320S6387	"	1958-60	HP1-1
Governor	1954	BEPAMN80A122	Pre-filter	1954-60	BFJSJ1-501
"	1955	BEPMZ80A130	Nozzle holder	1954-60	BKB32S630
"	1956	BEPMZ80A146	Nozzle	1954-60	BDL10S6125
"	Later	1956-58	Filter	1954-58	F2-8
"	1959-60	BEPAMZ80A136	"	1959-60	F2B-22
"	1959-60	BEPBMZ80A136			
Coupling	1954-60	BZKG31-538			

* See Supersession Chart † When ordering, quote voltage § Serviced by C.A.V. Ltd. F.C. .. Forward Control N.C. .. Normal Control
S.F.C. .. Semi-Forward Control S.W.B. .. Short Wheelbase L.H.D. .. Left hand drive R.H.D. .. Right hand drive
A70 Note. Before ordering Steering Column Controls refer to the detailed parts section (P)



DODGE (Leyland 0.350 Diesel) 24 volt 1958-60

Unit	Year	Part No.	Unit	Year	Part No.	Unit	Year	Part No.
Battery (suitable replacement)	1958	MT11A	LAMPS—continued			SWITCHES—continued		
ditto	1959-60	MT13A	Head, Export			Lighting, horn push and flasher (when fitted, F.C.)	1958-60	31821A/E
ditto (Heavy Bus)	1959-60	HRT21E	R.H.D., dip left	1958-60	51639B/E	Panel	1958-60	*31498A
ditto (Finland)	1959-60	MT21E	L.H.D., dip right	1958-60	51640B/E	Knob	—	312871
Control box (serviced by C.A.V.)	1958-60	1688010	Head, Export Europe (not France)	1958-60	51641B/E	Solenoid operating (serviced by C.A.V.)	1958-60	1823410
Fuse box	1958-60	033263	Side (F.C.)	1958-60	52284A	Stop lamp	1958-60	31486A
Generator (serviced by C.A.V.)	1958-60	1131060	" (N.C.)	1958-60	52251A	Windshield wiper	1958-60	*31498A
ditto (power steering)	1959-60	1108020	Reflex reflector	1958-60	57044A	Knob	—	312872
Horn			Starting motor (serviced by C.A.V.)	1958	1333310	Warning light	1958-60	38186A
Low note	1958-60	69055F	ditto	1959-60	1333311	Windshield wiper (N.C.)	—	—
High note (optional)	1958-60	69056F	Steering column control (N.C.)	1958	32756A/D	Motor	1958-60	75290A/B
Horn relay (when twins fitted)	1958-60	*33164A	" (N.C.)	1959-60	32937B	Wheelbox	1958-60	72660A
LAMPS			SWITCHES			Crosshead and rack assy.	1958-60	743722
Flasher (when fitted, F.C.)	1958	53368D	Dipper	1958-60	31284A	Outer casing	—	—
" " " "	1959-60	53494B	Lighting and main (N.C.)	1958	31270B	Motor to wheelbox	—	—
Head, Home			" " " Later	1958-60	31790A	Left hand	1958-60	743708
R.H.D., dip left	1958-60	51639B/E	Knob	—	316285	Right hand	1958-60	743709
			Lighting and horn push (F.C.)	1958-60	31809A/F	End tube	1958-60	740746
						Arm, left hand	1958-60	745081
						" right hand	1958-60	745080
						Blade	1958-60	741680
§ FUEL INJECTION EQUIPMENT (Leyland 0.350 Engine)								
Unit	Year	Part No.	Unit	Year	Part No.	Unit	Year	Part No.
Fuel pump	1958-60	AAL6B75-66EL	Feed pump	1958-60	DFP6-3			
Governor	1958-60	RPB20A						

DOUGLAS 15/20/25 cwt. Electric Vehicles 1949

Horn	1949	*069213	SWITCHES			Windshield wiper		
LAMPS			Dipper	1949	31001A	Motor	1949	*75120A
Side	1949	52102A	Stop lamp	1949	31281B	Arm	1949	*735049
Tail and number plate	1949	*53041B	Spring	—	315543	Blade	1949	727802

DOUGLAS Battery Vehicle 1950-54

Fuse box	1950-54	*37137A	LAMPS—continued			SWITCHES—continued		
Horn	1950-54	*069213	Side	1950-54	52102A	Stop lamp	1950-54	31281B
Horn push	1950-54	76205A	Stop tail and number plate	1950	*53076E	Spring	—	315543
LAMPS			Tail and number plate	1951-54	*53041B	Windshield wiper		
Head, Home			Mirror	1950-54	62515A	Motor	1950-54	*75120A
R.H.D., dip left	1950-51	50874A	SWITCHES			Arm	1950-54	*735049
" " "	1952-54	*50959A	Dipper	1950-53	31001A	Blade	1950-54	727802

DOUGLAS 'Handyman' 1949-50

Horn	1949-50	70048D	SWITCHES			Windshield wiper		
LAMPS			Lighting and main	1949-50	34055A	Motor	1949-50	*75095A
Dash	1949-50	*A56044A	Stop lamp	1949-50	31281B	Arm	1949-50	*735096
Side	1949-50	A52036A	Spring	—	315543	Blade	1949-50	727802
Tail and number plate	1949-50	*A53007B						

ELVA 'Courier' (B.M.C. 1,500 c.c. Engine) 1959-60

Ammeter	1959	*36092A	Horn			LAMPS—continued		
"	1960	36266A/B	Low note	1959-60	69046F	Head, Home		
Battery	1959-60	BT7A	High note	1959-60	69047F	R.H.D., dip left	1959-60	*58232A/B
Coil, ignition	1959-60	*45053K	Horn relay	1959-60	*33116B	Head, Export		
Control box	1959-60	37182J & K	LAMPS			R.H.D., dip left	1959-60	*58232A/B
Distributor	1959	40600A	Flasher, front and rear	1959-60	52337A	Head, Export U.S.A.	1959-60	51343B/E
" " Later	1959-60	40600B/D & F	Flasher, front (U.S.A.)	1959-60	52345A	Number plate illumination	1959-60	53093H/J
" " "	1960	40600E & H	Flasher, rear (U.S.A.)	1959-60	53600A/E	Side	1959-60	52325B
Fuse box	1959-60	033239				Stop tail	1959-60	53330D
Generator	1959-60	22265D/E				Starting motor	1959-60	25022M

* See Supersession Chart
L.H.D. . . Left hand drive

§ Serviced by C.A.V. Ltd. F.C. . . Forward Control N.C. . . Normal Control
R.H.D. . . Right hand drive
Note. Before ordering Steering Column Controls refer to the detailed parts section (P)



ELVA 'Courier' (B.M.C. 1,500 c.c. Engine) 1959-60—continued

Unit	Year	Part No.	Unit	Year	Part No.	Unit	Year	Part No.
SWITCHES			SWITCHES—continued			Windshield wiper		
Direction indicator ..	1959-60	*31367B	Solenoid, starting motor	1959-60	*76411E	Motor	1959-60	75297E
Horn push and dipper ..	1959-60	31438B	Solenoid operating ..	1959-60	31363B	Wheelbox	1959-60	72693D
Ignition and lighting ..	1959-60	31270A	Stop lamp	1959-60	31440D	Crosshead and rack assy.	1959-60	743221
Knob	—	316285	Windshield wiper ..	1959-60	*31554A	Outer casing		
Panel	1959-60	*31554A	Knob	—	313690	Motor to wheelbox ..	1959-60	54711632
Knob	—	316135	Trafficators (when fitted)	1959-60	54044E	Wheelbox to wheelbox	1959-60	744219
						End tube	1959-60	740746
						Arm	1959-60	*741834
						Blade	1959-60	737897

ENCON MOTORS 'Clipper' 1954

Control box	1954	*37127H	SWITCHES			SWITCHES—continued		
Generator	1954	22008B	Starting motor	1954	76423A	Stop lamp	1954	31082D
Starting motor	1954	25037A	Coupling	—	764428			

FAIRTHORPE 'Electron' and 'Electron Minor' 1958-60

Ammeter	1958-59	*36117A	LAMPS			SWITCHES—continued		
" Later	1959-60	36264A	Head, Home			Lighting Later	1959-60	31788A
Coil, ignition	1958-59	*45054K	R.H.D., dip left ..	1958-60	58247A/D	Knob	—	316154
" Later	1959-60	45102E	Head, Export			Starting motor	1958-60	76427D
Control box	1958	37183H	R.H.D., dip left ..	1958-60	58247A/D	Stop lamp	1958-60	31082E/H
"	1959	37283B	L.H.D., dip right ..	1958-59	58190A	Windshield wiper ..	1959-60	*31851A
" Later	1959-60	37290D/E	" Later	1959-60	58190B/E	Warning light (oil) ..	1959-60	38192A
Distributor ('Electron') ..	1958	40465A	Head, Export U.S.A. ..	1958-60	51343B/E	Windshield wipers		
"	1959	40566B	Number plate illumination	1959-60	53093J	Motor		
" Later	1959-60	40677A	Stop tail and reflex ..	1958-60	53330D	'Electron' (optional) ..	1958-59	75296D
" ('Minor') ..	1958-59	40598B/D	Starting motor ..	1958	25022M	'Minor' (optional) ..	1958-59	*75244A
" Later	1959-60	40638A/B & D	" .. ('Electron')	1959-60	25063F	Both models .. Later	1959-60	75371A
" (high compression) ..	1959-60	40611B	" .. ('Minor') ..	1959-60	25022N/Q	Wheelbox	1958-60	*72674A
Flasher unit	1958-60	35020A	Steering column control ..	1958-59	*32750B	Crosshead and rack assy.		
Generator	1958	22258F	SWITCHES			'Electron'	1958-59	*743225
" ('Electron') ..	1959-60	22296A	Dipper	1958-59	31284D	Both models .. Later	1959-60	743235
" ('Minor') ..	1959-60	*22297A	" Later	1959-60	31800A	Outer casing		
Horn			Flasher	1958-59	*31635A	Motor to wheelbox ..	1958-60	54710362
Low note (optional) ..	1959-60	69046F	" Later	1959-60	31743B	Wheelbox to wheelbox	1958-60	54710363
High note (optional) ..	1959-60	69047F	Ignition	1958-59	*31449E	End tube	1958-60	740746
Horn relay (when fitted)	1959-60	33188A	" Later	1959-60	*31934A	Arm		
			Ignition and lighting ..	1958	31270B	'Electron'	1958-59	742298
			Lighting	1958-59	*31251D	'Minor'	1958-59	745075
			Knob	—	316154	Both models .. Later	1959-60	745071
						Blade	1958-60	738734

FAIRTHORPE 'Atomota' 1959-60; 'Zeta' 1960

Ammeter	1959	*36117A	LAMPS—continued			SWITCHES—continued		
" Later	1959-60	36264A	Head, Export			Starting motor	1959-60	76427D
Coil, ignition	1959	*45054K	R.H.D., dip left ..	1959-60	58247A/D	Stop lamp	1959-60	31082H
"	1960	45102E	L.H.D., dip right ..	1959-60	58190B/E	Windshield wiper ..	1959-60	*31851A
Control box	1959-60	37283B	Head, Export U.S.A. ..	1959-60	51343B/E	Windshield wipers		
" Later	1960	37290D/E	Number plate illumination	1959-60	53093H/J	(optional)		
Distributor			Stop tail and reflex ..	1959-60	53330D	Motor	1959	75296D
'Atomota'	1959-60	40352E	Starting motor	1959-60	25065A	"	1960	75371A
'Zeta' (high compression)	1960	40633A/E	Steering column control ..	1959-60	*32750B	Wheelbox	1959-60	*72674A
" (low compression)	1960	40634A/D	SWITCHES			Crosshead and rack assy.	1959	*743225
Flasher unit	1959-60	35020A	Dipper	1959	31284D	"	1960	743235
Generator ('Atomota') ..	1959-60	22258F/H	"	1960	31800A	Outer casing		
" ('Zeta') ..	1960	*22297A	Flasher	1959	*31635A	Motor to wheelbox ..	1959-60	54710362
Horn			"	1960	31743B	Wheelbox to wheelbox	1959-60	54710363
Low note (optional) ..	1959-60	69046F	Ignition	1959	*31449E	End tube	1959-60	740746
High note	1959-60	69047F	"	1960	*31934A	Arm		
Horn relay (when fitted)	1959-60	33188A	Lighting	1959	*31251D	"	1959	742298
LAMPS			"	1960	31788A	"	1960	745071
Head, Home			Knob	1959-60	316154	Blade	1959-60	738734
R.H.D., dip left ..	1959-60	58247A/D						

* See Supersession Chart L.H.D. .. Left hand drive R.H.D. .. Right hand drive



GEORGE FITT Invalid Carriage (Villiers Mk. VI Engine) 1951-55

Unit	Year	Part No.	Unit	Year	Part No.	Unit	Year	Part No.
Horn	1951-55	*70001D	LAMPS— <i>continued</i>			SWITCHES		
Horn push	1951-55	76210A	Side	1951-52	*A52154A	Lighting	1951-55	*31159A
		 Later	1952-55	*A52105A	Knob	—	*315044
LAMPS			Tail and number plate ..	1951-55	53140B	Solenoid, starting motor (De Luxe)	1951-55	76421B
Head, Home			Starting motor (De Luxe)	1951-55	25037A/B	Solenoid operating (De Luxe)	1951-55	*31071A
R.H.D., dip left ..	1951-55	*50292D						

FRAZER NASH 'Mille Miglia', 'Targa Florio', 'Sebring' and Hard Top 1955

Battery	1955	GT7A	LAMPS— <i>continued</i>			SWITCHES— <i>continued</i>		
Bulb holder, panel light ..	1955	39007A	Head, Export			Ignition and lighting ..	1955	*34014B
Bulb	—	987	R.H.D., dip left ..	1955	50825A	Panel	1955	31201D
Coil, ignition	1955	*45039A	L.H.D., dip right ..	1955	A50825A	Knob	—	314026
Control box	1955	*37138D	Head, Export Europe			Solenoid, starting motor	1955	*76411E
Distributor	1955	40346A	(not France)	1955	B50825A	Solenoid operating ..	1955	*31112E
Fuse box	1955	*37137A	ditto (alternative) ..	1955	51535A	Warning lights		
Generator	1955	22258D	Head, Export U.S.A. ..	1955	50942A	Ignition	1955	*38015B
Horn			Number plate illumination	1955	53093E	Main beam	1955	38018B
Low note	1955	*69011J	Side and flasher	1955	*52162B	Windshield wiper		
High note	1955	*69012J	Stop tail, flasher and reflex	1955	53377A	Motor	1955	75158A
Horn relay	1955	*33116B	Petrol reserve valve ..	1955	78025A	Wheelbox	1955	72629A
LAMPS			Starting motor	1955	25026B	Crosshead and rack assy.		
Dash	1955	*56021A	Steering column control ..	1955	*32829B	Cut to 33 $\frac{1}{2}$ "	1955	736177
Head, Home			SWITCHES			Outer casing		
R.H.D., dip left (L.H.)	1955	50825A	Dipper	1955	31284A	Motor to wheelbox ..	1955	*739832
.. non-dip (R.H.)	1955	*50826A	Flasher	1955	31311A	Wheelbox to wheelbox	1955	739973
						3", offside wheelbox ..	1955	740031
						Arm	1955	*736418
						Blade	1955	*737653

FRISKY Saloon 1958: Coupé 1959: 'Family Three' 1960

Flasher unit	1958	35012A	LAMPS— <i>continued</i>			SWITCHES— <i>continued</i>		
"	1959-60	35024A	Stop tail and reflex ..	1958-60	53520D	Windshield wiper ..	1958-60	*31515A
Horn	1958-60	70141B	Steering wheel centre ..	1958-60	33504A	Knob	—	*318167
Horn push	1958-60	76205D	SWITCHES			Warning lights		
Junction box	1958-59	78266A	Flasher	1958-60	31743D	Flasher (green)	1958-60	38191A
LAMPS			Ignition	1958-59	31974B	Ignition (red)	1958-60	38189A
Flasher (side)	1958-60	52424A	"	1960	31973B	Main beam (dark red) ..	1958-60	38190A
Head, Home			Lighting	1958-60	*31822D	Neutral gear (green) ..	1958-60	38191A
R.H.D., dip left ..	1958-60	58267B/E	Knob	—	316133	Oil (amber)	1958-59	38192A
Head, Export U.S.A. ..	1958-59	*51337D/E	Stop lamp	1958-60	31082J	Reverse gear (amber) ..	1958-59	38192A

LEONARD GUNDLE 'Handy Motor' 3-wheel Delivery Van 1951-55

Battery	1951-55	PUW7E-4	LAMPS			LAMPS— <i>continued</i>		
Horn	1951-54	*70001D	Head, Home	1951-54	55043E	Tail and number plate ..	1951-52	*53041B
"	1955	70048F	"	1955	*55098A	" Later	1952-55	*53007B
Horn push	1951-55	76210A	Side	1951-55	52036A	SWITCH		
						Lighting	1951-55	31224B

HARBOROUGH CONSTRUCTION Battery Vehicle (12 volt) 1951-54

Horn	1951-54	*069213	LAMPS			SWITCH		
Horn push	1951-54	*31071A	Side	1951-54	52034A	Lighting	1951-54	31291A
Junction box	1951-54	78264A	(alternative)	1951-54	52102A			
			Tail and number plate ..	1951-54	*53041B			

* See Supersession Chart L.H. .. Left hand R.H. .. Right hand L.H.D. .. Left hand drive R.H.D. .. Right hand drive

Note. Before ordering Steering Column Controls refer to the detailed parts section (P)



HEALEY 16 h.p. Roadster 1948-49

Unit	Year	Part No.	Unit	Year	Part No.	Unit	Year	Part No.
Ammeter	1948-49	*369047	LAMPS—continued			SWITCHES—continued		
Battery	1948-49	SLG11E	Reverse, tail and number plate	1948-49	53116A	Solenoid operating ..	1948-49	*31151A
Coil, ignition	1948-49	*45012A/D	Roof	1948-49	*56017B	Stop lamp	1948	31281B
Control box	1948-49	37065E	Side and pass	1948-49	50417F	Spring	—	315543
Distributor	1948-49	40081A/F	Stop tail and number plate	1948-49	53117A	Windshield wiper	1948	*31131A
Fuse box	1948-49	*385221	Mirror	1948-49	*580651	"	1949	31201B
Generator	1948-49	*22447A	Starting motor	1948-49	*270299	Knob	—	*315998
Horn			Steering column control ..	1948-49	*32772A	Terminal block	1948-49	37082A
Low note	1948-49	*69021A	SWITCHES			Warning lights		
High note	1948-49	*69022A	Alpine	1948	*31135A	Alpine	1948	*38019B
LAMPS			Dipper	1948-49	31284A	Flasher (U.S.A.)	1949	*38042A
Head, Home			Foglamp	1948	*31130A	Ignition	1948-49	*38013B
R.H.D., dip left (L.H.)	1948	*50445K	Knob	1949	*315996	Main beam	1949	*38013B
non-dip (R.H.)	1948	*50446K	Ignition	1949	31287A	Windshield wiper		
dip left (Sports lens)	1948	*50694F	Ignition and lighting ..	1948	*34018A	Motor	1948-49	75062J
non-dip (Sports lens)	1948	*50695F	Lighting	1949	31091B	Wheelbox	1948-49	*72548A
dip left (L.H.)	1949	*50793B	Panel	1948	*78218A	Crosshead and rack assy.	1948-49	736307
non-dip (R.H.)	1949	*50362F	Knob	—	*768500	Outer casing		
Head, Export			Panel	1949	31201B	Motor to wheelbox	1948-49	*739855
R.H.D., dip left	1948	*50445K	Knob	—	*315997	Wheelbox to wheelbox	1948-49	*739971
L.H.D., dip right	1948	*A50445K	Petrol reserve valve ..	1948-49	*31133A	3", offside wheelbox ..	1948-49	740031
Head, Export Europe (not France)	1948	*B50445K	Solenoid, starting motor	1948-49	76022A	Grommet, wheelbox ..	1948-49	733695
						Arm	1948-49	*736416
						Blade	1948-49	736414

HEALEY 16 h.p. Saloon 1948-49

Ammeter	1948-49	*369270	LAMPS—continued			SWITCHES—continued		
Battery	1948-49	SLG11E	Head, Export			Solenoid operating ..	1948-49	*31112A
Coil, ignition	1948-49	*45012A/D	R.H.D., dip left	1948	*50445K	Stop lamp	1948	31281B
Control box	1948-49	7065E	L.H.D., dip right	1948	*A50445K	Spring	—	315543
Distributor	1948-49	40081A/F	Head, Export Europe (not France)	1948	*B50445K	Trafficator	1948-49	031046
Fuse box	1948-49	*385221	Reverse, tail and number plate	1948-49	53116A	Windshield wiper	1948	314091
Generator	1948-49	*22447A	Roof	1948-49	*56017B	"	1949	31201B
Horn			Side and pass	1948-49	50417F	Knob	—	*315998
Low note	1948-49	*69021A	Stop tail and number plate	1948-49	53117A	Terminal block	1948-49	37082A
High note	1948-49	*69022A	Starting motor	1948-49	*270299	Trafficators	1948	54022D
LAMPS			Steering column control ..	1948-49	*32772A	"	1949	*54018D
Head, Home			SWITCHES			Warning light	1948-49	*318534
R.H.D., dip left (L.H.)	1948	*50445K	Dipper	1948-49	31284A	Windshield wiper		
non-dip (R.H.)	1948	*50446K	Foglamp	1948	*31130A	Motor	1948-49	*75062J
dip left (Sports lens)	1948	*50694F	Knob	1949	*31201B	Wheelbox	1948-49	*72548A
non-dip (Sports lens)	1948	*50695F	Ignition	1949	*315996	Crosshead and rack assy.	1948-49	736177
dip left (L.H.)	1949	*50793B	Ignition and lighting ..	1948	*34036A	Cut to 34 $\frac{1}{8}$ "	1948-49	736177
non-dip (R.H.)	1949	*50362F	Lighting	1949	31091B	Outer casing		
			Panel	—	*316113	Motor to wheelbox	1948-49	739870
			Knob	—	*31091B	Wheelbox to wheelbox	1948-49	739937
			Petrol reserve valve ..	1948-49	*31134	3", offside wheelbox ..	1948-49	740031
			Solenoid, starting motor	1948-49	76022A	Grommet, wheelbox ..	1948-49	729423
						Arm	1948-49	*737481
						Blade	1948-49	736414

HEALEY 'Sportsmobile' 1949

Ammeter	1949	*369270	Starting motor	1949	*270299	Terminal block	1949	37082A
Battery	1949	SLG11E	Steering column control ..	1949	32749A/H	Trafficators	1949	*54018D
Coil, ignition	1949	*45012A/D	SWITCHES			Warning lights		
Control box	1949	37065E	Dipper	1949	31284A	Ignition	1949	*38015B
Distributor	1949	40081A/F	Foglamp	1949	31201B	Petrol reserve	1949	*38015B
Fuse box	1949	*385221	Knob	—	*315996	Trafficator	1949	38018A
Generator	1949	*22447A	Ignition and lighting ..	1949	*34051A	Windshield wiper		
Horn			Interior light	1949	31201B	Motor	1949	*75064J
Low note	1949	*69021A	Knob	—	*314683	Wheelbox	1949	*72548A
High note	1949	*69022A	Map light	1949	31201B	Crosshead and rack assy.	1949	736177
LAMPS			Knob	—	*314683	Cut to 34 $\frac{1}{8}$ "	1949	736177
Head, Home			Panel	1949	31201B	Outer casing		
R.H.D., dip left	1949	*50445K	Knob	—	*315997	Motor to wheelbox	1949	739870
Side	1949	*52118A	Petrol reserve valve ..	1949	*31133A	Wheelbox to wheelbox	1949	*739960
" (U.S.A.)	1949	*52130A	Reverse lamp	1949	*31077D	3", offside wheelbox ..	1949	740031
Stop tail and reverse ditto (U.S.A.)	1949	*53143B	Solenoid operating	1949	*317063	Trafficator	1949	729423
			Trafficator	1949	031046	Grommet, wheelbox ..	1949	737575
			Windshield wiper	1949	31201B	Arm	1949	*738719
			Knob	—	*315998	Blade	1949	736414

* See Supersession Chart L.H. .. Left hand R.H. .. Right hand L.H.D. .. Left hand drive R.H.D. .. Right hand drive



HEALEY 'Silverstone' 1950

Unit	Year	Part No.	Unit	Year	Part No.	Unit	Year	Part No.
Ammeter	1950	*36018B	LAMPS—continued			SWITCHES—continued		
Battery	1950	SLG11E	Number plate illumination	1950	53093D	Windshield wiper	1950	31201B
Coil, ignition	1950	*45012A/D	Side	1950	52139E	Knob	—	*315998
Control box	1950	37076E	Stop tail	1950	*53151B/D	Warning lights		
Distributor	1950	40081A/F	Mirror	1950	*580733	Ignition	1950	*38013B
Generator	1950	*22435A/B	Starting motor	1950	*270299	Main beam	1950	38052B
Horn	1950	*069213	Steering column control	1950	*32829A	Petrol reserve	1950	*38042A
			ditto Later			Windshield wiper		
LAMPS			SWITCHES			Motor	1950	*75084K
Head, Home			Dipper	1950	*31267A	Wheelbox	1950	72590A
R.H.D., dip left (L.H.)	1950	*50895B	Ignition and lighting	1950	31194A	Crosshead and rack assy.	1950	736364
" non-dip (R.H.)	1950	*50896B	Knob	—	316285	Outer casing		
Head, Export			Panel	1950	31201B	Motor to wheelbox	1950	*739832
R.H.D., dip left	1950	*50895B	Knob	—	*315997	3", offside wheelbox	1950	740031
L.H.D., dip right	1950	*A50895B	Petrol reserve valve	1950	*31133A	Arm	1950	*737571
Head, Export Europe			Starting motor	1950	76423A	Blade	1950	*737482
(not France)	1950	*B50895B	Coupling	—	764428			
Head, Export U.S.A.	1950	50873B						

HEALEY 'Tickford' Saloon 1951-54

Unit	Year	Part No.	Unit	Year	Part No.	Unit	Year	Part No.
Ammeter	1951-54	*36110A	LAMPS—continued			SWITCHES—continued		
Battery	1951-54	SLG11E	Stop tail	1951-52	*53204A/B	Solenoid operating	1951-54	*31112A
Coil, ignition	1951-54	*45012A/D	" Later	1952-54	53174E	Trafficator	1951-54	031046
Control box	1951-54	37065E	Mirror	1951	062556	Windshield wiper	1951-54	31201B
Distributor	1951-54	40081A/F	Panel light bulb holder	1951-54	39007A	Knob	—	*315998
Fuse box	1951-54	*37137A	Petrol reserve valve	1951-54	78022A	Terminal block	1951-54	37082A
Generator	1951-52	*22435A/B	Starting motor	1951-54	26043A	Trafficators	1951-54	*54039A
" Later	1952-54	*22456A/B	Steering column control	1951	*32772A	Warning lights		
Horn			"	1952-54	32875A/D	Alpine	1951-54	38018B
Low note	1951-53	*69021A	SWITCH S			Ignition	1951	*318534
"	1954	*69011F	Dipper	1951-54	31284A	"	1952-54	38046A
High note	1951-53	*69022A	Foglamp	1951-54	31201B	Windshield wiper		
"	1954	*69012F	Knob	—	*315996	Motor	1951-54	*75067L
LAMPS			Ignition	1951-54	31287A	Wheelbox	1951-54	*72548A/K
Fog	1951	55043E	Interior light	1951-54	31201B	Crosshead and rack assy.		
Head, Home			Knob	—	*314683	Cut to 48"	1951-54	738499
R.H.D., dip left	1951	50973A	Lighting	1951-54	31091B	Outer casing		
" Later	1951	50982A	Knob	—	*316113	Motor to wheelbox	1951-54	*739907
"	1952-54	51065A	Panel	1951-54	31201B	Wheelbox to wheelbox	1951-54	*739961
Interior	1952-54	56047A	Knob	—	*315997	3", offside wheelbox	1951-54	740031
Number plate illumination	1951-54	53097D/E	Petrol reserve	1951-54	*31134A	Arm	1951-54	*737481
Roof	1951	*56017A	Solenoid, starting motor	1951-54	*76411D	Blade	1951-54	736414
Side	1953-54	52139A/F						

HEALEY 'Abbot' Drophead Coupé 1952-54

Unit	Year	Part No.	Unit	Year	Part No.	Unit	Year	Part No.
Ammeter	1952-54	*36110A	LAMPS—continued			SWITCHES—continued		
Battery	1952-54	SLG11E	Panel light bulb holder	1952-54	39007A	Windshield wiper	1952-54	31201B
Coil, ignition	1952-54	*45012A/D	Petrol reserve valve	1952-54	78022A	Knob	—	*315998
Control box	1952-54	37065E	Starting motor	1952-54	26043A	Terminal block	1952-54	37082A
Distributor	1952-54	40081A/F	Steering column control	1952-54	32875A/D	Trafficators	1952-54	*54039A
Fuse box	1952-54	*37137A	SWITCHES			Warning lights		
Generator	1952	*22435A/B	Dipper	1952-54	31284A	Alpine	1952-54	38018B
" Later	1952-54	*22456A/B	Foglamp	1952-54	31201B	Ignition	1952-54	38046A
Horn			Knob	—	*315996	Windshield wiper		
Low note	1952-53	*69021A	Ignition	1952-54	31287A	Motor	1952-54	*75067L
"	1954	*69011F	Interior light	1952-54	31201B	Wheelbox	1952-54	*72548A/K
High note	1952-53	*69022A	Knob	—	*314683	Crosshead and rack assy.		
"	1954	*69012F	Lighting	1952-54	31091B	Cut to 48"	1952-54	738499
LAMPS			Knob	—	*316113	Outer casing		
Head, Home			Panel	1952-54	31201B	Motor to wheelbox	1952-54	*739907
R.H.D., dip left	1952-54	51065A	Knob	—	*315997	Wheelbox to wheelbox	1952-54	*739961
Interior	1952-54	56047A	Petrol reserve	1952-54	*31134A	3", offside wheelbox	1952-54	740031
Number plate illumination	1952-54	53097D/E	Solenoid, starting motor	1952-54	*76411D	Grommet, wheelbox	1952-54	729423
Side	1952-54	52139A/F	Solenoid operating	1952-54	*31112A	Arm	1952-54	*736418
Stop tail	1952	*53204A/B	Trafficator	1952-54	031046	Blade	1952-54	736414
" Later	1952-54	53174E						

HILLMAN 'Minx' All Models 1946-57: De Luxe Series III 1958-59

Unit	Year	Part No.	Unit	Year	Part No.	Unit	Year	Part No.
Ammeter	1953-54	36170A	Control box Later	1948-51	37065E	Generator	1946-47	22449A
"	1955-56	36197A	"	1951-55	*37138B/D	"	1948	*22411A
"	1957-58	*36210A	"	1955-59	37182A/H	" Later	1948-49	*22250A
(special order, G.P.O. Estate Car)	1959	36248A	Distributor			"	1949-51	*22250E/F
Battery	1946-47	SG9A	S.V. Engine	1946-54	*40050A/J	"	1951-56	22258D
"	1948-49	GT9A	(Special and Estate Car)			"	1957-59	22258E/F
"	1950-58	GT9A	O.H.V. Engine	1955-56	*40050J	Horn		
"	1959	BT7A	(low compression)	1955-56	*40428A/B	Low note	1946-48	069344
" (cold climates)	1959	BT9A	O.H.V. Engine (high compression)	1956-59	40492A	" Later	1948-54	*69011F
Bulb holder			Flasher unit	1957-59	40530A	"	1955-59	69046A/F
Speedometer	1954-57	39007A	"	1953-55	*35003A	High note (optional)	1948-54	*69012F
Warning lights	1959	*54940878	"	1956	*35004A	"	1955-59	69047A/F
Bulb	1959	281	Flasher relay	1957-59	35011A	Horn relay (when twins fitted)	1955-59	*33116B
Coil, ignition	1946-48	*45012A/D	Fuse box	1953-57	33117A/D	Inspection lamp sockets		
"	1949-56	*45020A	" (manumatic gear)	1951-57	033239	(G.P.O. Estate Car)	1954-56	38604A
"	1957-59	*45053H/K	"	1958-59	033277	"	1957	39507A
Control box	1946-47	*37031A						
"	1948	37057E						



HILLMAN 'Minx' All Models 1946-57: De Luxe Series III 1958-59—continued

Unit	Year	Part No.	Unit	Year	Part No.	Unit	Year	Part No.
LAMPS			LAMPS—continued			SWITCHES—continued		
Head, Home			Stop tail	1948	53049A	Windshield wiper ..	1948	*31108A
R.H.D., dip left (L.H.)	1946	*50153A ('Magnificent')	1948	*53134A	Knob	—	*315076
.. non-dip (R.H.)	1946	*50154A Later	1949-53	53172A	Windshield wiper	Later	1948-53
.. dip left (L.H.)	1947	50511A (Estate Car) ..	1949-57	53178B/D	Knob	—	31192A
.. non-dip (R.H.)	1947	50512A	Stop tail and flasher	1953-56	53178B/F	—	*315077
.. dip left (L.H.,			(U.S.A. and Canada) ..			Windshield wiper	Later	1953-58
Estate Car)	1947	*50515A	Stop tail, flasher and reflex	1957	53444A/D	Knob	1959	*31261A/D
.. non-dip (R.H.,			Red	1953-56	*31515A
Estate Car)	1947	*50516A	Amber (later, except N.	1957-58	53540A	1957	317456
.. dip left (L.H.)	1948	*50360B	America)	1958	53444D	1957	316521
.. non-dip (R.H.)	1948	*50361A	N. America	1959	53715B	1957-58	313662
.. dip left (L.H.,			1959	53752B	1959	54330939
"Magnificent')	1948-49	*50792B	Stop tail, flasher and reflex	1959	53305B/E	Trafficators	1946-48	*54009B
.. non-dip (R.H.,			1956	53305B/E Later	1948-49	*54018D
Estate Car)	1948-49	*50578E	1950-51	*54040A
.. dip left (L.H.)	1949	50572F	Stop tail, flasher and reflex	1959	53305B/E Later	1951-53	*54048A
.. non-dip (R.H.)	1949	*50573F	1959	53305B/E	1953-54	*54049A
.. dip left (L.H.,			1955-56	54050A
"Magnificent')	1949-50	*50445K (Estate Car)	1946-47	*053830
.. non-dip (R.H.,					Warning lights		
Estate Car)	1949-50	*50446K			Flasher	1951-54	*38092A
.. dip left (L.H.			1955-56	38119A
and R.H.) ..	1951	*50954A	1959	38191A
R.H.D., dip left			Mirror	1946-51	062556	Ignition	1959	38189A
(L.H. and R.H.)	1952-53	50941A	Rear reflectors (U.S.A.			Main beam	1951-53	*38069A
.. .. Later	1953-55	51336A	and Canada)	1949-54	65424B	1954	38053B
.. .. .	1956	51736B/D	Reflex reflector (Estate			1955-56	38118A
.. .. .	1957-58	51777B/F	Car)	1954-56	*57035A	1959	38190A
.. .. .	1959	51777H/K	1957	57095A	Oil	1959	38192A
..	1946-47	*250603	Windshield wipers		
Head, Export			1948	25016A	Motor	1946-47	†75066A
Double dip			1948-49	*25024A	1948-50	*75053J
(L.H. and R.H.)	1947	50519A	1949-57	25022A/L	1951	*75053K
R.H.D., dip left			1957-59	25022M	1952-54	75150A
(L.H. and R.H.)	1948	*50360B	Steering column control			1955-56	*75200B
.. .. Later	1948-49	*50792B	Home	1946	*323801	1957-58	75296A
.. .. .	1950-51	*50445K	Export	1946	*323821	1959	75296E
.. .. .	1951	*50954A			Clutch housing ..	1946-47	737357
.. .. .	1952-53	50941A			Bracket with shaft		
.. .. .	1953-55	51336A			and coupling ..	1946-47	735395
.. .. .	1956	51736B/D			Shaft, short ..	1946-47	737243
.. .. .	1957-58	51777B/F			Coupling	1946-47	729036/S
.. .. .	1959	51777H/K			Link, primary ..	1946-47	733813
.. secondary (except		
L.H.D., dip right					Estate Car) ..	1946-47	733817
.. .. .	1948	*50360B			Wheelbox	1948-54	*72548A/K
.. .. .	1949	*A50792B Later	1954	72662A
.. .. .	1950-51	*A50445K	1955-56	72663D
.. .. .	1951-52	*50804D	1957-59	72673A
.. .. .	1953	50973A			Crosshead and rack		
.. .. .	1953-55	*51337A & B			assy. Cut to 42 3/8"	1948-54	736307
.. .. .	1956	51737B 41 3/8"	1955	*743231
.. 42 3/8"	1956-59	743235
Head, Export Europe					Outer casing		
(not France)	1948-49	*B50792B			Motor to wheelbox	1948	739868
.. .. .	1950-51	*B50445K Later	1948-54	*739832
.. .. .	1951-52	*50963A	1955-56	745138
.. .. .	1953	50967A	1957-59	743517
.. .. .	1953-55	51339A		
.. .. .	1956	51738B		
.. .. .	1957-59	51941A/E		
.. .. .	1959	58359A		
Head, Export France				
.. .. .	1948-49	50664E		
.. .. .	1950-51	*50790E		
.. .. .	1951-53	*50962A		
.. .. .	1953-55	*51341A		
.. .. .	1956	51739B		
.. .. .	1957-59	51785A/H		
.. .. .	1959	58360A		
Head, Export U.S.A.				
.. .. .	1948-50	50806A		
.. .. .	1951-53	50811A		
.. .. .	1953-55	51343A		
.. .. .	1954	51509A		
.. .. .	1956	51741B		
.. .. .	1957-59	51779A/H		
..		
Number plate	1948-53	53093E		
.. .. (special				
orders) ..	1952	*53159B		
.. .. .	1953-59	53278B		
.. .. .	1955-57	53093H		
.. .. (Estate Car)	1958-59	53630A		
..		
Roof	1946-47	*540092		
.. .. .	1948	*56017A		
.. .. ('Magnificent')	1948-49	*56038A		
.. .. .	1949-50	*56043A		
.. .. .	1951-54	*56051A		
..		
Side	1946-47	*52110A		
.. .. .	1949-54	52139B		
.. .. .	1955-56	*52162B/E		
.. .. (G.P.O. Estate Car)	1955-57	52139E		
..		
Side and flasher ..	1957	52240B		
.. .. .	1957	*52372A		
.. .. .	1958-59	52403A/B		
..		
.. .. (U.S.A. and				
Canada)	1953-56	*52162B/D		

* See Supersession Chart L.H.D. .. Left hand drive R.H.D. .. Right hand drive † No longer available—refer to Wiper Conversion Set Section L.H. .. Left hand R.H. .. Right hand Note. Before ordering Steering Column Controls refer to the detailed parts section (P)



HILLMAN 'Minx' De Luxe Series IIIA 1959-60

Unit	Year	Part No.	Unit	Year	Part No.	Unit	Year	Part No.
Ammeter	1959-60	†36267A	LAMPS			SWITCHES—continued		
Battery	1959-60	BT7A	Head, Home			Solenoid, starting motor	1959-60	76465A
" (cold climates) ..	1959-60	BT9A	R.H.D., dip left	1959-60	58548A	" throttle blipper		
Bulb holder, warning lights	1959-60	54945043	Head, Export Europe			" ('Easidrive')	1959-60	76521B
Bulb	—	281	(except France & Sweden)	1959-60	58406A	Stop lamp	1959-60	31802B
Coil, ignition	1959-60	45102E	Head, Export France ..	1959-60	58405A	Windshield wiper ..	1959-60	31869A
Control box	1959-60	37290D/E	Head, Export Sweden ..	1960	58655A	Knob	—	54330939
" ("Easidrive') ..	1959-60	37305A/B	Head, Export U.S.A. ..	1959-60	58549A	Warning lights		
" " Later	1959-60	37323A	Number plate illumination	1959-60	53278B	Flasher	1959-60	38191A
Distributor			Side and flasher	1959-60	52467B/D	Ignition	1959-60	38189A
High compression ..	1959-60	40681A	Stop tail, flasher and reflex	1959-60	53823B	Main beam	1959	38190A
" " Later	1960	40681B	ditto (U.S.A.)	1959-60	53824B	" "	1960	54360500
Low compression ..	1959-60	40682A	ditto (Estate Car)	1959-60	*53715A/B	Oil	1959-60	38192A
" " Later	1960	40682B	Relay, horn	1959-60	33188A	Windshield wipers		
Flasher unit	1959-60	35011A	Sleeve, Lucas connector	1959-60	54190042	Motor, left hand drive	1959-60	75389A
Fuse box	1959-60	033287	14 amp.	1959-60	54190043	" right hand drive	1959-60	75388A
" " " Later	1959-60	033283	35 amp.	1959-60	25022N/Q	Wheelbox	1959-60	72734A
Generator	1959-60	22700D	Starting motor	1959-60	32957A	Crosshead and rack assy.		
" (temporary			Steering column control ..	1959-60	31610	Cut to 44"	1959-60	744256
alternative)	1959-60	*22704A	Contact plate	—	—	Outer casing		
" ("Easidrive') ..	1959-60	22532A	SWITCHES			Motor to wheelbox ..	1959-60	54711609
" " Later	1960	22532B/D	Dipper	1959-60	31800A	Wheelbox to wheelbox	1959-60	743706
Horn			Cap, rubber	—	54331425	End tube	1959-60	740746
Low note	1959-60	69092A	Flasher	1959-60	31796A/B	Arm, left hand drive ..	1959-60	54711535
High note	1959-60	69091A	Ignition and starting ..	1959-60	*31953A	" right hand drive ..	1959-60	54711534
			Lighting	1959-60	31951A	Blade	1959-60	54711282
			Knob	—	54330749			

HILLMAN 'Minx Special' Series III 1958-59: 'Husky' Series I 1955-60

Unit	Year	Part No.	Unit	Year	Part No.	Unit	Year	Part No.
Battery	1955-58	GT7A	LAMPS—continued			SWITCHES—continued		
" (cold climates) ..	1959-60	BT7A	Head, Export Europe			Flasher	1955-56	31423B
" " " "	1958	GTW7A	(not France)	1955	51339A	" " " " Later	1956-57	31533A
Coil, ignition	1955-56	*45020A	ditto	1956-57	51738B	" (U.S.A.)	1958-60	31737A/B
" " " "	1957-60	*45053H/J	ditto	1958-59	51989D/F	" " " "	1958-60	31738A
Control box	1955-56	*37138D	(except France & Sweden)			Ignition and lighting	1955-60	*31288A/D
" " " "	1957-59	37182H	Later	1959-60	58365A	Knob	1955-60	316285
" " " " " Later ..	1960	37182J	Head, Export France ..	1955	*51341A	Starting motor	1955-58	764428
Distributor			" " " "	1956-57	51739B	Coupling	1955-58	764466
High compression ..	1955-57	*40050J	" " " " " Later	1958-60	51990D/F	Stop lamp	1955-57	31281B
ditto ("Special') ..	1958	40530A	" " " "	1960	58366A	Spring	—	*315714
ditto ("Husky') ..	1959	40530B	Head, Export Sweden ..	1955	58656A	Stop lamp	1958-60	31082E
ditto	1959	*40562B	Head, Export U.S.A. ..	1956-57	51343A	Cap	—	316072
ditto " Later	1960	40530A/D	" " " "	1956-57	51741B	Windshield wiper ..	1956-57	31192B
Low compression ..	1958	40492A	Number plate illumination	1955-56	*52162B/E	Knob	—	317453
ditto ("Special') ..	1959	40492B	Side	1957	52240B	Warning light (main beam)		
ditto ("Husky') ..	1959-60	40492B	Side and flasher	1957	52372A	U.S.A.	1960	38118A
ditto " Later	1960	40492D/E	" " " " " Later	1957	52372A	Windshield wipers		
Flasher unit	1955	*35003A	Stop tail	1958-60	52403A/B	Motor	1955-56	*75200B
" " " "	1956	*35004A	Stop tail, flasher and reflex	1955-57	53178E/F	" " " "	1955-59	75296A/D
Flasher relay	1957-60	35011A	("Special')	1958	53540A/B	" " " "	1960	75296E
Fuse box	1955-56	33117A	" ("U.S.A.')	1959	*53648A/F	Wheelbox	1955-57	72663D/F
" " " "	1955-57	033239	" " " "	1958	53444A/E	" " " "	1958-60	72673A
" " " " " Later ..	1958-60	033277	("Husky')	1959	53753B	Crosshead and rack assy.		
Generator	1955-56	22258D	" " " "	1958-60	53640A/D	Cut to 41"	1955-56	*743231
" " " "	1957-60	22258E/H	" " " " " Later	1958	53685A	" " " "	1957-60	743235
Horn			" " " "	1960	53752F	Outer casing		
Low note	1958	70141B	Reflex reflector	1956	*57035D	Motor to wheelbox ..	1955-57	745138
High note (optional)	1955-60	69046A/F	" " " "	1957	57095D	" " " "	1958-60	743517
Horn relay (when twins			Starting motor	1955-57	25022F/L	Wheelbox to wheelbox	1955-57	745139
fitted)	1955-60	*33116B	" " " " " Later	1958-60	25022M	End tube	1955-60	743706
ditto	1959-60	*33116B	Steering column control ..	1960	25022N/Q	Ferrule, casing retaining	1955-60	740715
LAMPS			("Special')	1955-57	32927A/B	Arm, left hand drive ..	1955-57	745074
Head, Home			" ("Husky')	1958-60	33509B	" " " "	1958-59	741845
R.H.D., dip left ..	1955	51336A	Suppressor	1958-60	33507B	" " " "	1960	54711558
" " " "	1956-57	51736B/D	SWITCHES			" right hand drive ..	1955-57	745073
" " " "	1958-60	51971E/H	Dipper	1955-60	31284A/D	" " " "	1958-59	741844
						" " " "	1960	54711557
						Blade	1955-57	738724
						" " " "	1958-60	737897

HILLMAN 'Minx Special' Series IIIA 1959-60: 'Husky' Series II 1960

Unit	Year	Part No.	Unit	Year	Part No.	Unit	Year	Part No.
Ammeter			Generator ('Easidrive') ..	1959-60	22532A	LAMPS—continued		
'Special' (optional, except			" " " " " Later	1960	22532B/D	Head, Export Sweden		
with 'Easidrive') ..	1959-60	36254A	Horn	1959-60	69092D	("Special')	1960	58655A/B
Battery	1959-60	BT7A	" " " "	—	—	" ("Husky')	1960	58657A/B
" (cold climates) ..	1959-60	BT9A	LAMPS			Head, Export U.S.A.		
Coil, ignition	1959-60	45102E	Head, Home			("Special')	1959-60	58549A
Control box	1959-60	37290D/E	R.H.D., dip left			" ("Husky')	1960	*51779A/H
" " ("Easidrive') ..	1959-60	37305A/B	("Special')	1959-60	58548A/B	Number plate illumination	1959-60	53278B
" " " " " Later ..	1960	37323A	" ("Husky')	1960	51777J	Side and flasher		
Distributor			Head, Export			("Special')	1959-60	52467A/D
High compression ..	1959-60	40681A	R.H.D., dip left			" ("Husky')	1960	52403B
" " " " " Later ..	1960	40681B	("Special')	1959-60	58548A/B	Stop tail, flasher and reflex		
Low compression ..	1959-60	40682A	" ("Husky')	1960	51777J	("Special')	1959-60	53823A/B
" " " " " Later ..	1960	40682B	Head, Export Europe			" ("U.S.A.')	1959-60	53824A/B
Flasher unit	1959-60	35011A	(except France & Sweden)	1959-60	58406A/B	" ("Husky')	1960	*53648F
Fuse box	1959-60	033287	("Special')	1960	58359A	" ("U.S.A.')	1960	53753A/B
Generator	1959-60	22700D	" ("Husky')	1960	58405A/F	Starting motor	1959-60	25022M
" (temporary			Head, Export France			" " " " " Later	1960	25022N/Q
alternative)	1959-60	*22704A	("Special')	1959-60	58405A/F	Steering column control		
			" ("Husky')	1960	58360A	("Special')	1959-60	33509B
						" ("Husky')	1960	33507B

* See Supersession Chart

† Optional (except with 'Easidrive')

R.H.D. .. Right hand drive

Note. Before ordering Steering Column Controls refer to the detailed parts section (P)



HILLMAN 'Minx Special' Series IIIA 1959-60: 'Husky' Series II 1960—continued

Unit	Year	Part No.	Unit	Year	Part No.	Unit	Year	Part No.
SWITCHES			SWITCHES—continued			Windshield wipers		
Dipper	1959-60	31800A	Solenoid, throttle blipper ('Special', 'Easidrive')	1959-60	76521B	Motor, left hand drive	1959-60	75389A
Cap, rubber	—	54331425	Solenoid operating ('Special', 'Easidrive')	1959-60	31872A	Motor, right hand drive	1959-60	75388A
Flasher	1959-60	31737B	Starting motor	1959-60	76423A	Wheelbox	1959-60	72734A
Ignition and lighting ('Special')	1959	31958A	Coupling	—	764466	Crosshead and rack assy. Cut to 44 3/4"	1959-60	744256
Ignition and lighting ('Special' and 'Husky')	1960	31270F	Stop lamp	1959-60	31802B	Outer casing	1959-60	54711609
Knob	—	316285	Warning light (main beam) (U.S.A.)	1959-60	38118A	Motor to wheelbox	1959-60	743706
Solenoid, starting motor ('Special', 'Easidrive')	1959-60	*76465A				Wheelbox to wheelbox	1959-60	740746
						End tube	1959-60	54711535
						Arm, left hand drive	1959-60	54711534
						Arm, right hand drive	1959-60	54711282
						Blade	1959-60	

HINDLE SMART Battery Vehicle 1951-54

Fuse box	1951-54	*37137B	LAMPS—continued			Windshield wipers		
Horn	1951-54	*069213	Side	1951-54	52102A	Motor	1951-54	*75120A
Horn push	1951-54	76205A	Tail and number plate	1951-54	*53041B	Arm	1951-54	*735061
LAMPS			SWITCH			Blade	1951-54	727803
Head	1951-54	50730A	Lighting	1951-54	*34024A			

H.R.G. 9 h.p. 1946-52

Ammeter	1946-51	*369047	LAMPS—continued			SWITCHES		
"	1952	*36018B	Fog	1951-52	*55029E	Dipper	1946-52	31284A
Battery	1946-52	SLG11E	Head, Home			Ignition and lighting	1946-52	34055A
Coil, ignition	1946-52	*45039A	Left hand	1946-49	*50324A	Panel	1946-52	31201B
Control box	1946-49	*37031A	Right hand	1946-49	*50323A	Knob	—	314026
"	1950	37065E	Left hand Later	1949-50	*50458A	Starting motor	1946-52	76428A
"	1951-52	37057E	Right hand	1949-50	*50490A	Stop lamp	1946-52	31281B
Distributor	1946-50	*409641	R.H.D., dip left	1951-52	*50985A	Spring	—	315543
"	1951-52	40192A/D	Head, Export			Warning light	1949-52	*38013B
Fuse box	1946-52	*385175	Vertical dip	1949-50	*50458A	Windshield wipers		
Generator	1946-52	22449B	R.H.D., dip left	1951-52	*50985A	Motor	1946-52	75054A
" Later	1952	22449D	L.H.D., dip right	1951-52	50877B	Coupling bar	1946-52	*733472
Horn	1946-48	069344	Head, Export Europe (not France)	1951-52	50986A	Bearing, passenger side	1946-52	731721
"	1949-52	*69011F	Roof	1951-52	*56051A	Arm, left hand	1946-52	735119
Horn push	1946-52	31269A	Side	1946-52	52030A	" right hand	1946-52	735118
Junction box	1946-50	78266A	Stop tail and number plate	1946-52	*53031D	Blade	1946-52	727784
"	1951-52	78264A	Mirror	1946-52	*620128			
LAMPS			Starting motor	1946-48	*250231			
Dash	1946-49	*545179	"	1949-52	25017A			

H.R.G. 12 h.p. 1946-52

Ammeter	1946-51	*369047	LAMPS, Head, Home—continued			SWITCHES—continued		
"	1952	*36018B	Right hand	1949-50	*50490A	Stop lamp	1946-52	31281B
Battery	1946-52	SLG11E	R.H.D., dip left (L.H. and R.H.)	1951-52	*50985A	Spring	—	315543
Coil, ignition	1946-52	*45039A	Head, Export			Warning light	1949-52	*38013B
Control box	1946-48	*37032A	L.H. and R.H. ('Streamline')	1946	*50165A	Windshield wipers		
"	1949-50	37065E	L.H. and R.H.	1949-50	*50458A	Motor	1946-52	75054A
"	1951-52	37057E	R.H.D., dip left	1951-52	*50985A	Coupling bar	1946-52	*733472
Distributor	1946-48	*405507	L.H.D., dip right	1951-52	50877B	Bearing, passenger side	1946	731721
"	1949	40062A/E	Head, Export Europe (not France)	1951-52	50986A	Arm, left hand	1946-52	735119
"	1950-51	*40167B/E	Roof	1951-52	*56051A	" right hand	1946-52	735118
"	1951-52	*40167F/H	Side (Sports)	1946	52030A	Blade	1946-52	727784
Fuse box	1946-52	*385175	Stop tail and number plate	1946-52	*53031D	Windshield wipers ('Streamline')		
Generator	1946-48	*238311	Mirror	1946-52	*620128	Motor	1946-50	*75053J
"	1949-52	22449B	Starting motor	1946-48	*250231	"	1951-52	*75053K
" Later	1952	22449D	"	1949-52	25017A	Wheelbox	1946	*72548A/K
Horn	1946-48	069344	SWITCHES			Crosshead and rack assy.	1946	736121
"	1949-52	*69011F	Dipper	1946-52	31284A	Inner cable rack	1946	736024
Horn push	1946-52	31269A	Ignition and lighting	1946-52	34055A	Outer casing	1946	739844
Junction box	1946-50	78266B	Panel	1946-52	31201B	Motor to wheelbox	1946	739954
"	1951-52	78264B	Knob	1946-52	314026	Wheelbox to control box	1946	*739954
LAMPS			Starting motor	1946-52	76428A	Offside	1946	*740032
Dash	1949-50	56010A				Nearside	1946	740032
Fog	1951-52	*55029E				4" nearside wheelbox	1946	740031
Head, Home						3" offside wheelbox	1946	734458
Left hand ('Streamline')	1946	*50165A				Grammet, wheelbox	1946	735895
Right hand	1946	*50166A				Guide tube, wheelbox	1946	*735050
Left hand (Sports)	1946	*50324A				Blade	1946-52	727707
Right hand	1946	*50323A						
Left hand	1949-50	*50458A						

HUMBER 'Hawk' 1946-57

Ammeter	1946-48	364570	Control box	1946-48	*37032A	Distributor	1946-50	40070A/E
Battery	1946-47	SG9A	"	1949-52	37065E	"	1951-52	40218A/D
"	1948-57	GT9A	" Later	1952-56	*37138A/D	"	1953	40070A/E
Coil, ignition	1946-56	*45012A/D	"	1957	37182H	" Later	1953-54	*40376A/B
"	1957	*45054H				"	1955-56	*40430D
						" Later	1956-57	40491A/F

* See Supersession Chart

L.H. .. Left hand

R.H. .. Right hand

L.H.D. .. Left hand drive

R.H.D. .. Right hand drive

continued



HUMBER 'Hawk' 1946-57—continued

Unit	Year	Part No.	Unit	Year	Part No.	Unit	Year	Part No.
Flasher unit	1954-55	*35003A	LAMPS—continued			Warning lights		
"	1956	*35004A	Reverse lamp kit	1955	052993	Flasher	1953-54	*38069A
"	1957	35011A	Roof	1948	*540020	"	1955-57	38119A
Flasher relay	1953-57	33117A/B	Side	1949-54	56016A	" (De Luxe)	1957	38151A
Fuse box	1946-48	*385184	Side and flasher	1946-48	*52067A	Main beam	1951-54	*38069A
" (G.P.O.)	1952-57	033239	(U.S.A. and Canada)	1950-54	52139B	" (De Luxe)	1955-57	38118A
Generator	1951-52	*37131A	ditto	1949	*52152D	"	1957	38152A
"	1946-48	*22446A	ditto	1953	*52162B			
"	1949-52	*22250E/F	ditto	1955	*52162B			
"	1952-56	22258D	ditto	1956-57	52240B			
"	1957	22258E	ditto	1957	*52372A	Windshield wipers		
Horn			ditto	1949	*53120B	Motor	1946-48	†75066A
Low note	1946-48	*69021A	Stop tail	1949	*53027B	"	1949-50	*75053J
"	1949-55	*69011F/J	ditto (U.S.A. & Canada)	1946-48	53174E	"	1951	*75053K
"	1955-57	69046A/E	ditto	1950-52	53174E	"	1952	75150A
High note	1946-48	*69022A	ditto	1950-53	53173B	"	1953-54	*75174D
"	1949-55	*69012F/J	ditto	1953-54	*53226D	"	1955-56	*75200B
"	1955-57	69047A/E	Stop tail and reverse	1955	*53322A	"	1957	75296A
Horn relay	1955-57	*33116B	Stop tail, flasher and reverse	1956-57	53464A	Clutch housing	1946-48	737357
Junction box	1946-57	78266A	Tail and flasher indicator			Bracket, with shaft and coupling	1946-48	734489
LAMPS			Reflex reflector	1953-54	53174B	Shaft, short	—	737243
Boot	1946-48	56018A	Starting motor	1950-54	65424A	Coupling	—	729036/S
Clock illumination	1950-52	56041A	Steering column control	1946-48	323816	Link, primary	1946-48	733820
Head, Home			Home	1946-48	323822	" secondary	1946-48	733819
R.H.D., dip left (L.H.)	1946-48	50176A	Export	1946-48	32791A/J	Wheelbox	1949-52	*72548A/F
" non-dip (R.H.)	1946-48	50177A	Steering column control	1949-50	32791A/J	"	1953-54	72636A/D
" dip left (L.H.)	1949	*50793B	ditto	1950-52	32844F	" (De Luxe)	1955-57	72660A
" non-dip (R.H.)	1949	*50362F	ditto	1953-54	32870A/H	"	1957	*72688A
" dip left (L.H.)	1950-51	*50445K	SWITCHES	1955-57	32908A/J	Crosshead and rack Assy.	1949-52	738499
" non-dip (L.H.)	1950-51	*50446K	Boot lamp	1946-48	359358	Cut to 50"	1953-55	*743231
R.H.D., dip left (L.H. and R.H.)	1951	*50954A	Dipper	1953-57	31284A	Crosshead and rack Assy.	1956-57	743238
"	1952-53	50941A	Door light	1949-54	31175A	Outer casing		
"	1953-55	51336A	Fog lamp	1949-50	*31212A	Motor to wheelbox	1949-52	739858
"	1956-57	51736B/D	Knob	—	*315995	"	1953-54	740816
" (alternative)	1956-57	51742B	Heater or fan	1947-48	*78233A	"	1955	745029
Head, Export			Knob	—	*768523	Wheelbox to wheelbox	1956-57	743981
R.H.D., dip left	1949	*50793B	Heater or fan	1949-54	*31251A	End tube	1949-52	740814
"	1950-51	*50445K	Knob	—	*316121	"	1953-57	740031
R.H.D., dip left (L.H. and R.H.)	1951	*50954A	Ignition and lighting	1946-48	344874	Ferrule, casing retaining	1953-57	740746
"	1952-53	50941A	"	1949-52	34052A	Grommet, wheelbox	1955-57	740715
"	1953-55	51336A	"	1953-54	34052A	Arm	1951-52	735824
"	1956-57	51736B	"	1955	34073A	" left hand drive	1946-48	*735098
" (alternative)	1956-57	51742B	"	1955	34090A	"	1949-50	*737581
Vertical dip	1946-48	*50274A	"	1955	34059E	"	1951-52	*737576
L.H.D., dip right	1949	A50793B	Knob	1955	34090A	"	1953-54	*741293
"	1950-51	*A50445K	Ignition and lighting	1956-57	*34073A	"	1955-57	745072
"	1951-52	*50804D	Panel	1949-57	*31236B	" right hand drive	1949-52	*737529
"	1953	50973A	Knob (ivory)	—	317508	"	1953-54	*741292
"	1953-55	*51337A & B	" (black, De Luxe)	1957	313604	"	1955-57	*745071
"	1956	51737B	Reverse lamp	1956-57	31281B	Blade	1946-48	727759
Head, Export Europe (not France)	1949	*B50793B	Roof lamp	1949-54	*31378A	"	1949	*737433
ditto	1950-51	*B50445K	Solenoid, starting motor	1946-48	76022A	"	1950-52	*738719
ditto	1951-52	*50963A	"	1949-57	*76411D/E	"	1953-57	738724
ditto	1953	50967A	Solenoid operating	1946-48	*317073	Laycock de Normanville overdrive equipment (optional extra)		
ditto	1953-55	51339A	ditto	1949-52	*31195A	Relay	1954-57	33157A
ditto	1956-57	51738B	ditto	1953-57	31377A	Solenoid, transmission gear	1954-57	*76505A/B
Head, Export France	1950-51	*50790E	ditto (De Luxe)	1957	*31373B	Switches		
"	1951-53	*50962A	Stop lamp	1946-54	31281B	Control, left hand drive	1954-57	31496A/D
"	1953-55	*51341A	"	1955-57	31082D/E	ditto (De Luxe)	1957	*31628A
"	1956-57	51739B	" Spring	1946-48	*31571A	Control, right hand drive	1954-57	31483A/D
Head, Export N. America	1948-53	50811A	Windshield wiper	1949-54	315543	ditto (De Luxe)	1957	*31627A
ditto	1953-55	51343A	Knob (ivory)	1949-57	*31236B	Gear lever	1954	*31077D
ditto	1956-57	51741B	" (black, De Luxe)	1957	313605	Inhibitor	1955-57	31478A
Head, Export Canada	1955	51509A	Trafficators	1946-48	*54010A			
Number plate illumination	1949-54	53135A	"	1949-50	*54018D			
"	1955-57	53278B	"	1951-52	*54039A			
"			"	1953-54	54044A/D			

HUMBER New 'Hawk' Series I and IA 1958-60

Battery	1958	GT9A	LAMPS—continued			Screenjet (optional)	1959-60	077025
Coil, ignition	1959-60	BT9A	Head, Export Europe (not France)	1958-59	51947A/B	Starting motor	1958-60	25521D
Control box	1960	*45053J/K	(except France & Sweden)			Steering column control	1958-60	32980A/E
"	1958-59	*45054M	Head, Export France	1959-60	58369A	SWITCHES		
"	1960	37182H	"	1958-59	51948A	Dipper	1958-60	31284A/D
Distributor	1958-59	40560A/B	"	1959-60	58370A	Flasher	1958-60	31625B/D
"	1960	40560D/E & F	Head, Export Sweden	1960	58609A	" (with overdrive)		
Flasher unit	1958-60	35011A	Head, Export U.S.A.	1958-60	51949A	" L.H.D.	1958-60	31713A/B
Fuse box	1958-60	033239	"	1960	58492A	" R.H.D.	1958-60	31712A/B
Generator	1958-60	22258E/H	Number plate illumination (Estate Car)	1958-59	53518A	Ignition and starting	1958-60	31637A/E
Horn			"	1960	53630A	Lighting	1958-60	31426E
Low note	1958-60	69046F	Number plate illumination and reverse	1958-60	575923	Knob	—	313097
High note	1958-60	69047F	Reverse (Estate Car)	1958-60	*52246B	Reverse lamp	1958	31281B
Horn relay	1958-60	*33116B	Side and flasher	1958-60	52334B/K	"	1958-59	31826A
LAMPS			Stop tail and flasher	1958-60	53547D/H	"	1960	31478A/B
Boot	1959-60	53788A	" (U.S.A.)	1958-60	53643B/E	Screenjet (when fitted)	1959-60	31363A
Head, Home			Reflex reflector (dummy filler cap)	1958-60	576271	Solenoid, starting motor	1958-60	*76411E
R.H.D., dip left	1958-60	51946B/D				Stop lamp	1958-60	31082E
Head, Export						Windshield wiper	1958-60	*31668A
R.H.D., dip left	1958-60	51946B/D				Knob	1958	*316630
"						"	1959-60	*54330748

* See Supersession Chart
L.H.D. ... Left hand drive

† No longer available—refer to Wiper Conversion Set Section
R.H.D. ... Right hand drive

L.H. ... Left hand R.H. ... Right hand

continued

Note. Before ordering Steering Column Controls refer to the detailed parts section (P)



HUMBER New 'Hawk' Series I and IA 1958-60—continued

Unit	Year	Part No.	Unit	Year	Part No.	Unit	Year	Part No.
Warning lights			Windshield wipers—cont'd			Windshield wipers—cont'd		
Flasher	1958-60	38142A	Screenjet nozzle and bush			Arm, left hand drive		
Ignition	1958-60	38140B	Left hand	1959-60	72733A	Later	1959-60	54710008
Main beam	1958-60	38141B/E	Right hand	1959-60	72731A	" right hand drive	1958	†743528
Oil	1958-60	38148A/B	Crosshead and rack assy.	1958-60	744256	Later	1958-59	745653
			ditto (L.H.D. only)			Later	1959-60	54710009
			Later	1959-60	744254	Blade	1958	737897
Windshield wipers			Outer casing			"	1959	54711280
Motor	1958	†75305B	Motor to wheelbox ..	1958	†744403	"	1959-60	54711283
"	Later	75310A	ditto	Later	745806	"	1959	54711280
" L.H.D.	1958-59	75374A	ditto (L.H.D.) ..	1958-59	54710508	"	1959-60	54711283
" R.H.D.	1959-60	75361A	ditto (R.H.D.) ..	1959-60	54710509	Overdrive equipment		
Wheelbox, L.H. ..	1958	†72696B	Wheelbox to wheelbox	1958	†744404	(optional)		
"	Later	72701A	ditto	Later	745807	Relay	1958-59	33157A/B
" R.H.	1958	†72695A	ditto	1958-59	54710349	"	1959-60	33174A/B
"	Later	72700A	End tube	1958-60	740746	Solenoid, transmission		
" L.H.D.	1959	72718A	Ferrule, casing retaining	1958-60	740715	gear	1958	*76507A
" R.H.D.	1959	72717A	Arm, left hand	1958	†743529	ditto	1958-60	*76517A/B
" L.H.D. and			" left hand drive			Switch		
" R.H.D. Later	1959-60	72730A	Later	1958-59	745652	Inhibitor	1958-60	31478A

HUMBER 'Imperial' 1946-53: 'Pullman' 1946-54

Ammeter	1946-48	364570	LAMPS—continued			SWITCHES—continued		
Battery	1946-49	SG11A	Head, Export Europe			Panel	1947-54	31173B
"	1950-54	GT11A	(not France)	1950-51	*B50445K	Reverse lamp	1946-50	*31077A
Coil, ignition ..	1946-47	*45039A	ditto	Later	*50963A	Roof lamp	1948-54	*31182D
"	1948-53	*45012A/D	ditto	1953	50967A	Solenoid, starting motor	1946-49	76022B
"	1954	*45046A	ditto	Later	51339A	"	1950-54	*76411D
Control box .. .	1946-47	*37032A	Head, Export France ..	1951	*50790E	Solenoid operating ..	1946-54	*31174D
"	1948-49	37065E	"	Later	*50962A	Stop lamp	1946-54	31281B
"	1950-52	*37076E	"	1954	*51341A	Spring	1952	*31571A
"	1953-54	*37139D	Head, Export U.S.A. ..	1948	50605H	Trafficator interrupter	1948-52	31177B
Distributor .. .	1946-47	*410700	"	1951-53	50811A			
"	1948-53	40135E/H	"	Later	51343A			
Low compression	1954	*40312A/F	"	1953-54	51343A			
"	Later	*40312H	Number plate illumination	1946-54	53121A	Trafficators	1946-47	*539973
High compression	1954	40401A/F	Reverse, tail and number			"	1948-49	*54010A
Flasher unit .. .	1953-54	*35003A	plate	1946-47	53032B	"	1950-51	*54040A
Fuse box (cigar lighter)	1946-52	*385184	ditto	1950	53116A	"	1952	*54048A
Generator	1953-54	032329	Roof	1946-54	56016A	"	1953-54	54044A/D
"	1946-49	*22446A	Side	1946-47	*52067A			
"	1950-52	*22435A/B	"	1949-52	*52158D	Warning lights		
"	1953-54	*22456A/B	"	Later	52200A	Flasher	1953-54	*38069A
Horn			Side and flasher (U.S.A.)	1952-54	53222A	Main beam	1951-54	*38069A
Low note	1946-50	*69021A	Stop tail and number plate	1946-47	*53027B			
"	1951-54	*69011F	Stop tail and reverse ..	1948-52	*53115E			
High note	1946-50	*69022A	Stop tail and reverse ..	1948-52	*53115E			
"	1951-54	*69012F	Stop tail and flasher	1953-54	53177B			
Junction box .. .	1946-54	78266A	(U.S.A.)	1951-53	53227A	Windshield wipers		
			Mirror			Motor	1946	†75066A
LAMPS			Left hand	1946-54	062590	"	1947-50	*75055K
Boot ('Pullman') ..	1946-47	*622047	Right hand	1946-54	062587	"	1951-52	*75055L
" ('Imperial') ..	1946-47	56018A	Interior	1950-53	062577	"	1953-54	75152A
"	1948-54	*56017B	Starting motor	1946	*270490	Clutch housing	1946	737357
Bulb holder, stop tail	1950-54	56037A	"	1947-49	26026A/B	Bracket, with shaft and	1946	734489
Dash	1948	*56011A	"	1950-54	26041A/B	coupling	1946	737243
"	1951-52	56045B	Steering column control ..	1946-47	*323616	Shaft, short	—	729036/S
Head, Home .. .			"	1948-54	32775H/J	Coupling	—	733820
L.H. and R.H. .. .	1946-47	50203E	"			Link, primary	1946	733819
"	1948	*50362F	"			" secondary	1946	733820
R.H.D., dip left (L.H.)	1949-51	*50445K	SWITCHES			Wheelbox, with switch	1947-54	72597H
" non-dip (R.H.)	1949-51	*50446K	Door light	1948-54	31175A	"	1947-54	72596D
" dip left	1951	*50954A	Foglamp	1946	31201B	less switch	1947-54	72596D
"	Later	50941A	Knob	1946	314026	Crosshead and rack assy.	1947-54	736307
"	1952-53	50954A	Foglamp	1947-48	*31172A	Outer casing		
"	1953-54	51336A	Heater or fan	1948-54	78203A	Motor to wheelbox ..	1947-52	739868
Head, Export .. .			Knob	1948-54	*768521	"	1953-54	*739832
R.H.D., dip left ..	1949-51	*50445K	Ignition	1948-54	*312168	Wheelbox to wheelbox	1947-54	*739941
L.H.D., dip right ..	1950-51	*A50845K	Knob	1946-47	*344874	3" offside wheelbox ..	1947-54	740031
"	1951-52	50804D	and lighting	1946-47	344874	Grommet, housing or		
"	Later	50973A	Lighting	1948-54	31183B	wheelbox	1946-54	734181
"	1953	50973A	Knob	—	315037	Arm	1946-54	*735078
"	Later	*51337A				Blade	1946-54	727759

HUMBER 'Snipe' 1946

Battery	1946	SG11A	LAMPS—continued			Trafficators	1946	*539663
Coil, ignition .. .	1946	*45039A	Side	1946	*52067A	Windshield wipers		
Control box .. .	1946	*37032A	Stop tail and number plate	1946	*525123	Motor	1946	†75066A
Distributor .. .	1946	*410700	Mirror	1946	*621601	Clutch housing	1946	737357
Fuse box	1946	*385184	Starting motor	1946	*270490	Bracket, with shaft and	1946	734489
Generator	1946	*22446A	Steering column control ..	1946	*323616	coupling	1946	737243
Horn						Shaft, short	—	729036/S
Low note	1946	*69021A	SWITCHES			Coupling	—	733820
High note	1946	*69022A	Foglamp	1946	*314442	Link, primary	1946	733819
Junction box .. .	1946	78266A	Ignition and lighting ..	1946	*344874	" secondary	1946	733820
			Reverse lamp	1946	*31077A	Grommet, housing .. .	1946	734181
LAMPS			Roof lamp	1946	359358	Arm	1946	*735078
Boot	1946	*560602	Solenoid, starting motor	1946	76022B	Blade	1946	727759
Head, Home .. .	1946	50203A/D	Solenoid operating .. .	1946	*317063			
Reverse, tail and number	1946	*525133	Stop lamp	1946	31281B			
plate	1946	*540020	Spring	—	—			
Roof	1946							

* See Supersession Chart † First 1,000 cars ‡ No longer available—refer to Wiper Conversion Set Section L.H. .. Left hand
R.H. .. Right hand L.H.D. .. Left hand drive R.H.D. .. Right hand drive

A80 Note. Before ordering Steering Column Controls refer to the detailed parts section (P)



HUMBER 'Super Snipe' 1946-57

Table with columns: Unit, Year, Part No., Unit, Year, Part No., Unit, Year, Part No. It lists various components like Ammeter, Battery, Coil, Control box, Distributor, Flasher unit, Generator, Horn, LAMPS, Head, Head, Home, Head, Export, Head, Export Europe, and SWITCHES.

HUMBER New 'Super Snipe' Series I and II 1959-60

Table with columns: Unit, Year, Part No., Unit, Year, Part No., Unit, Year, Part No. It lists components like Ammeter, Battery, Coil, Control box, Distributor, Flasher unit, Fuse box, Generator, Horn, LAMPS, and Glove box.

* See Supersession Chart L.H.D. ... Left hand drive † No longer available—refer to Wiper Conversion Set Section R.H.D. ... Right hand drive Note. Before ordering Steering Column Controls refer to the detailed parts section (P)



HUMBER New 'Super Snipe' Series I and II 1959-60—continued

Unit	Year	Part No.	Unit	Year	Part No.	Unit	Year	Part No.
LAMPS—continued			SWITCHES—continued			Windshield wipers—cont'd		
Head, Export France ..	1959	51948A	Panel rheostat	1959-60	78331A	Crosshead and rack assy.		
Head, " " Later ..	1959-60	58370A	Reverse lamp	1960	78344A	Cut to 45°	1959-60	744256
Head, Export Sweden ..	1959-60	58609A	Knob " " Later ..	1959-60	54330752	Crosshead and rack assy.		
Head, Export U.S.A. ..	1959-60	51949A	Reverse lamp	1959	31826A	L.H.D. .. Later	1959-60	744254
Head, " " Later ..	1960	58492A	Screenjet (when fitted)	1959-60	*31077E	Outer casing ..		
Number plate illumination			Solenoid, starting motor	1959-60	31363A	Motor to wheelbox ..	1959	745806
(Estate Car)	1959-60	53630A	Stop lamp	1959-60	*76411E	L.H.D. .. Later	1959-60	54710508
Number plate illumination			Windshield wiper ..	1959-60	31082E	R.H.D. ..	1959-60	54710509
and reverse	1959-60	575923	Knob	—	*31668B	Wheelbox to wheelbox	1959	745807
Reverse (Estate Car) ..	1959-60	*52246B	Warning lights ..		*54330748	ditto .. Later	1959-60	54710349
Side and flasher	1959-60	52334B/K	Flasher	1959-60	38142A	End tube	1959-60	740746
Stop tail and flasher ..	1959-60	53547H	Ignition	1959-60	38140B	Ferrule, casing retaining	1959-60	740715
ditto (U.S.A.)	1959-60	53643E	Main beam	1959-60	38141E	Arm, right hand ..	1959	745653
Reflex reflector (dummy			Oil	1959-60	38148B	" left hand	1959	745652
filler cap)	1959-60	576271	Windshield wipers			" .. Later	1959-60	54710009
Screenjet (optional) ..	1959-60	077025	Motor	1959	75310A	Blade " " ..	1959-60	54710008
Starting motor	1959-60	25521D	" L.H.D. .. Later	1959-60	75374A	" .. Later	1959-60	54711280
Steering column control ..	1959-60	33503B	" R.H.D. ..	1959-60	75361A			54711283
SWITCHES			Wheelbox			Overdrive equipment		
Dipper	1959-60	31284A/D	L.H.D.	1959	72718A	(optional)		
Flasher (With overdrive)	1959-60	31625B/D	R.H.D.	1959	72717A	Relay	1959	33157B
Left hand drive	1959-60	31713A/B	L.H.D. and R.H.D.	1959-60	72730A	Solenoid, transmission	1960	33174B
Right hand drive	1959-60	31712A/B	Later			gear	1959-60	*76517A/B
Ignition and starting ..	1959-60	31637A/E	Screenjet nozzle and bush			Switch		
Lighting	1959-60	31426E/H	Left hand	1959-60	72733A	Inhibitor (long thread)	1959	31478A
Knob	—	54330759	Right hand	1959-60	72731A	" (short thread)	1960	31542A

INVACAR Invalid Carriage 1951-55

Battery	1951-55	PUW7E/4	LAMPS—continued			SWITCHES—continued		
Fuse box	1953-55	032339	Side	1951	A52154A	Lighting	1951-54	31201B
Horn	1951	70048D	"	1952-53	A52182	Knob	—	314026
"	1952-55	069225	"		A/D	Starting motor	1953-55	76423A
Horn push	1951-55	76210A	Tail and number plate ..	1951	*A52105A	Trafficator	1951-55	31379A
Junction box	1951-55	78266A	Starting motor	1952-55	*53140B	Trafficators	1951-52	*54012A
LAMPS			SWITCHES	1953-55	*A53056A	"	1953-55	54037A
Head	1951	*50292D	Dipper	1951-55	25037A	Windshield wiper		
"	1952-53	*50306D				Motor	1951-55	*75121A
"	1954-55	*50292D						

ISETTA (Gt. Britain) '300' 1957-60

Battery	1957-60	HO7A-8	LAMPS—continued			Reflex reflector		
(special applications)	1960	BT7A	Head, Export Canada ..	1957-60	58148A/B	Steering column control ..	1957-60	33504A
Coil, ignition	1957-60	*45053H/J	Number plate illumination	1957-60	*53650A/B	Suppressor	1957-60	78105A
Flasher unit	1957-60	35012A	Side	1959-60	52391A/B	SWITCHES		
" (Canada)	1957-60	35010A	Side and flasher (Canada)	1958-60	52338A/D	Dipper	1957-60	*31704A
Horn	1957-60	70141	Side and flasher plinth ..	1958-60	576987	Flasher	1957-60	31695A
Horn bracket	1957-60	705179	Stop tail	1957-59	53178F	Stop lamp	1957-60	31082E
LAMPS			Stop tail and number plate			Terminal block	1957-60	37101B
Flasher	1957-60	53362B	(Canada)	1958-60	53426A/B	Warning lights		
Head, Home			Stop tail and number plate			Flasher	1957-60	38102A
Vertical dip	1957-58	58119B	plinth	1958-60	577091	Ignition	1957	38100A
R.H.D., dip left	1959-60	58415A	Stop tail and reflex ..	1960	53520D	"	1958-60	*319388
Head, Export			Tail, flasher and reflex ..	1958-60	53377B	Main beam	1957-60	38145A
Vertical dip	1957-58	58119B	(Canada)					
R.H.D., dip left	1959-60	58415A	Tail, flasher and reflex	1958-60	576808			

JAGUAR 1 1/2 litre Saloon 1946-48

Ammeter	1946-47	*369260	LAMPS, Head, Home—			SWITCHES—continued		
"	1948	36071A	<i>continued</i>			Ignition	1946-48	31287A
Battery	1946-48	SLG11A	R.H.D., dip left (special	1946-47	50161A	Lighting	1946-48	31056A
Coil, ignition	1946-48	*45020A/B	equipment, L.H.) ..			Panel	1946-48	*314613
Control box	1946-47	*37036A	R.H.D., non-dip (special	1946-47	50162A	Knob	1946-48	314437
"	1948	37057E	equipment, R.H.) ..	1946-47	50161A	Reverse lamp	1946-48	*31077A
Distributor	1946	*40057F/H	R.H.D., dip left (L.H.)	1948	50162A	Roof lamp	1947-48	*314613
"	1947-48	40091A/H	" non-dip (R.H.) ..	1948		Knob	—	314437
Fuse box	1946-47	*385175	Head, Export			Solenoid, starting motor	1946-48	76022B
"	1948	37110A	R.H.D., dip left ..	1947	*50385B	Solenoid operating ..	1946-48	31361A
Generator	1946-48	22452A	ditto (alternative)	1947	50289D	Stop lamp	1946-48	31281B
Pulley	—	228080	ditto (special			Trafficators		
Horn			equipment)	1947	50355A			539941
Low note	1946-47	*69021A	Number plate illumination	1946-47	*53064A	Warning light		
"	1948	*69011F	ditto (special			"	1946	*318732
High note	1946-47	*69022A	equipment)	1946-47	*53051A	"	1947-48	*38020A
"	1948	*69012F	ditto .. Later	1946-47	*53051A	Windshield wipers		
LAMPS			Side	1946-48	52030A	Motor	1946-48	†75066A
Boot	1946-48	56015A	Mirror	1946-48	*580892	Clutch housing	1946-48	737085
Fog	1946-48	*55009A	Starting motor	1946-48	*255986	Bracket, with shaft and		
Head, Home			Steering column control			coupling	1946-48	737054
R.H.D., dip left (with			Home	1946	*323137	Shaft, short	1946-48	737243
biflex, L.H.)	1946	*50181A	Export	1947-48	32758F	Coupling	1946-48	729036/S
R.H.D., non-dip (with			SWITCHES	1946-48	32730A	Link	1946-48	729234
biflex, R.H.)	1946	*50182A	Boot lamp	1946-48	359236	Grommet, housing ..	1946-48	729423
R.H.D., dip left (with			Foglamp	1946-48	*314613	Arm	1946-48	729378
tripod, L.H.)	1946-47	*50150D	Knob	1947-48	314437	" scuttle	1946-48	*735098
R.H.D., non-dip (with			Heater or fan	1947-48	78205A	Blade	1946-48	727707
tripod, R.H.)	1946-47	*50151B	Knob	—	76842A			

* See Supersession Chart
L.H.D. .. Left hand drive

† No longer available—refer to Wiper Conversion Set Section
R.H.D. .. Right hand drive

L.H. .. Left hand R.H. .. Right hand

Note. Before ordering Steering Column Controls refer to the detailed parts section (P)



JAGUAR 2½ litre 1946-51

Unit	Year	Part No.	Unit	Year	Part No.	Unit	Year	Part No.
Ammeter	1946-47	*369260	LAMPS—continued			SWITCHES—continued		
"	1948	36071A	Head, Export Europe			Reverse lamp	1946-51	*31077A
"	1949-50	*36079A	(not France)	1949-51	B50778A	Roof lamp	1946-48	*314613
"	1951	36135A	ditto Later	1951	B50933A	Knob		314437
Battery	1946	SG11A	Head, Export France ..	1949-51	*50780A	Roof lamp	1949-51	*31198A
"	1947-48	SLT13A	ditto Later	1951	50935A	Knob		*315233
"	1949-51	GT11A	Head, Export U.S.A. ..	1949-51	50781A	Solenoid, starting motor	1946-49	*760080
Coil, ignition	1946-48	*45039A	ditto Later	1951	50936A	ditto Later	1949-51	*76411D
"	1949-51	*45012A/D	Number plate illumination	1946-48	*53051A	Solenoid operating ..	1946-48	31361A
Control box	1946-47	37046A	ditto	1949-51	*53149D	"	1949-51	31153A
"	1948-51	*37076E	ditto Later	1951	53215A	Knob		317324
Distributor	1946	40066A	Side	1946-48	*52043A	Windshield wiper ..	1949-51	31154A
"	1946	*40096A	"	1949-51	52137B	Knob		315140
"	1947	*40096B/D	"	1951	*52175A	Terminal block	1949-51	300990
"	1947	40092B/E	"	1951	52175A	Trafficators	1946-48	539941
"	1948	40156D	(U.S.A.)	1951	52176A	"	1949	54003E
"	1949-51	40156E/F	Stop tail	1949-50	*52167B	"	1950-51	*54039A
Fuse box	1946-47	*385175	Stop tail and flasher	1950	*53146A	Warning lights		
"	1948-50	37110A	ditto	1950-51	*53196B	Heater	1949-51	39015A
"	1951	*37100D	ditto	1951	53178D	Ignition	1946-48	*38020A
Generator	1946-47	*22447A	ditto (U.S.A.)	1949-50	*53145B	"	1949-51	38048A
"	1948	*22429A	Mirror	1951	*53176B	Windshield wipers		
"	1949	*22429D/E	"	1946-48	*580892	Motor	1946-48	†75066A
"	1950-51	22429F/H	"	1950	062542	"	1949	*75063K
Horn			Starting motor	1951	062548	"	1950	*75055K
Low note	1946-47	*69021A	" Later	1946-47	*255721	"	1951	*75055L
"	1948-51	*69011F	"	1947-48	*25506A	Clutch housing	1946-48	737085
High note	1946-47	*69022A	"	1949-50	*25523A/D	Bracket, with shaft and		
"	1948-51	*69012F	"	1951	25522B	coupling	1946-48	737054
Horn relay (R.H.D.) ..	1951	*33116B	Steering column control	1946	327370	Shaft, short	1946-48	737243
" (L.H.D.)	1951	33135B	"	1946	32759F	Coupling	1946-48	729036/S
LAMPS			"	1949-51	32801J	Link	1946-48	729234
Boot	1946-51	56015A	SWITCHES			Wheelbox	1949-51	*72548A/K
Fog	1946-50	*55009A	Boot lamp	1946-48	359236	Crosshead and rack assy.		
"	1951	55043E	"	1949-51	31175A	Cut to 44½	1949-51	736307
Head, Home			Dipper	1949-51	31284A	Outer casing		
R.H.D., dip left (L.H.)	1946-48	50163B	Foglamp	1949-51	31154A	Motor to wheelbox ..	1949-51	*739832
" non-dip (R.H.)	1946-48	50164B	Knob		315140	Wheelbox to wheelbox	1949-51	739932
" dip left (L.H.)	1949-51	50778A	Heater or fan	1946-48	*78263A	End tube	1949-51	740031
" non-dip (R.H.)	1949-51	*50779A	Knob		768424	Grommet, housing ..	1946-48	729423
" dip left (L.H.)	1949-51	*50779A	Heater or fan	1949-51	31154A	" scuttle	1946-48	729378
" Later	1951	50933A	Knob		315140	" wheelbox	1949-51	734181
" non-dip (R.H.)	1951	*50934A	Ignition	1946-48	31287A	Arm	1946-48	*735098
Head, Export			"	1949-51	31216A	"	1949	736423
R.H.D., dip left ..	1947-48	50307B	Lighting	1946-48	31056A	" left hand	1950-51	*737596
"	1949-51	50778A	"	1949-51	31227A	" right hand	1950-51	*737595
L.H.D., dip right ..	1947-48	50489B	Knob		327074	Blade	1946-48	727707
"	1949-51	A50778A	Panel	1946-48	*314613	"	1949	736428
			Knob		314437	"	1950-51	*737572
			Panel	1949-51	31154A			
			Knob		315140			

JAGUAR 3½ litre Mk. V 1946-52; Mk. VII 1952-58

Unit	Year	Part No.	Unit	Year	Part No.	Unit	Year	Part No.
Ammeter	1946-47	*369260	Generator	1948	*22429A	LAMPS—continued		
"	1948	36071A	"	1949	*22429D/E	Head, Export		
"	1949-50	*36079A	"	1950-52	*22429F/H	R.H.D., dip left ..	1947-48	50307B
"	1951	36135A	"	1953-58	*22462A/E	"	1949-51	50778A
Battery	1946	SG11A	Horn			"	1952-54	50933A
"	1947-48	SLT13A	Low note	1946-47	*69021A	R.H.D., dip left		
"	1949-50	GT11A	"	1948-53	*69011F	(L.H. and R.H.) ..	1955	*51505A
Coil, ignition	1946-50	*45039A	" (Export)	1954-58	*70063A/E	"	1956-58	*51762A
"	1951-55	*45012A/D	"	1951-52	*69032A	L.H.D., dip right ..	1947-48	50489B
"	1955	*45054D	High note	1953-54	*70063A	"	1949-51	A50778A
"	1956-58	*45067B/D	"	1946-47	*69022A	"	1952-54	A50933A
Control box	1946-47	37046A	"	1948-53	*69012F	"	1955	*51506A
"	1948-50	*37076E	"	1954-58	*70071A/E	"	1956-58	51763A
"	1951-53	*37118A	" (Export)	1951-52	*69033A	Head, Export Europe		
"	1953-56	*37139D/E	"	1953-54	*70071A	(not France)	1949-51	B50778A
"	1957-58	37183H	Horn relay (Home) ..	1951-53	33135B	(except countries listed)	1952-54	B50933A
Distributor	1946-47	*40080A	" (Export)	1951-53	*33116B	"	1955-58	51507A
"	1947	40093D	Inspection lamp sockets	1951-58	38604A	Head, Export France ..	1949-51	*50780A
"	1948-50	40149E/F	LAMPS			" Later	1951-54	50935B
7-1 compression ratio			Boot	1946-51	56015A	"	1955-58	51563A/B
(Standard)	1951-55	*40263A/B	Flasher, front	1955	*52222A	Head, Export Switzerland	1953	51472A
ditto Later	1955	40435A	"	1955-58	52271A	Head, Export Holland and		
ditto (Competition)	1955	40435A	" (U.S.A.) ..	1957-58	52343A	Switzerland	1955-58	51565B
(Standard)	1956-58	40435A	Fog	1946-50	*55009A	Head, Export Norway and		
8-1 compression ratio			"	1951	550433	Sweden	1953-54	51479A
(Standard)	1954-58	*40372A	"	1955-56	55128B	ditto	1955-58	51564A/B
(Competition)	1955-58	*40436A	"	1957-58	55174D	"		
(Special equipment)	1956-58	40445A/B	" (France)	1955-58	55133B	Head, Export U.S.A. ..	1949-51	50781B
Flasher unit	1953-56	*35003A	Head, Home			"	1952-54	*50936A
"	1957-58	35010A	R.H.D., dip left (L.H.)	1946-48	*50163B	"	1955-58	51562A/B
Flasher relay	1953-58	33117A/D	" non-dip (R.H.)	1946-48	50164B	Map reading	1951-58	39006A
Fuse box	1946-47	*385175	" dip left (L.H.)	1949-51	50778A	Number plate illumination	1946-48	*53051A
"	1948-50	37110A	" non-dip (R.H.)	1949-51	*50779A	ditto	1949-51	53149D
"	1951-57	*37100D	" dip left (L.H.)	1952-54	50933A	ditto Later	1951-52	*53255A
"	1958	37263A	" non-dip (R.H.)	1952-54	*50934A	ditto	1953-58	53215A
Generator	1946-47	*22447A	R.H.D., dip left			Number plate and reverse		
Pulley		228080	(L.H. and R.H.) ..	1955	*51505A	(France)	1957-58	53556A
			"	1956-58	*51762A			

* See Supersession Chart
L.H. .. Left hand R.H. .. Right hand

† No longer available—refer to Wiper Conversion Set Section

‡ and reverse
L.H.D. .. Left hand drive R.H.D. .. Right hand drive

Note. Before ordering Steering Column Controls refer to the detailed parts section (P)



JAGUAR 3 1/2 litre Mk. V 1946-52; Mk. VII 1952-58—continued

Table with columns: Unit, Year, Part No., Unit, Year, Part No., Unit, Year, Part No. Includes sections for LAMPS, SWITCHES, Windshield wipers, and optional equipment.

JAGUAR Mk. VIII 1957-59; Mk. IX 1959-60

Table with columns: Unit, Year, Part No., Unit, Year, Part No., Unit, Year, Part No. Includes sections for Ammeter, Battery, Coil, ignition, Distributor, Flasher unit, Generator, Horn, LAMPS, and SWITCHES.

* See Supersession Chart § On Mk. VIII when power steering fitted

† No longer available—refer to Wiper Conversion Set Section

‡ Optional on Mk. VIII

continued



JAGUAR Mk. VIII 1957-59; Mk. IX 1959-60—continued

Unit	Year	Part No.	Unit	Year	Part No.	Unit	Year	Part No.
SWITCHES—continued			Windshield wipers			<i>Optional equipment:</i>		
Panel	1957-60	31114E	Motor, left hand drive	1957	*75291A	Borg Warner automatic transmission		
Knob	—	315242	ditto .. . Later	1957-60	75319B	Cover, selector (Mk. VIII) .. .	1957-59	397046
Petrol	1957-60	31429B/E	Motor, right hand drive	1957	75231A	illumination .. .	1957-60	39022E
Knob	—	316645	ditto .. . Later	1957-60	75308B	Starting motor .. .	1957-60	26097B/D
Reverse lamp .. .	1957-60	*31077E	Wheelbox (Mk. VIII) ..	1957-59	72628A/H	Switches		
Solenoid, starting motor	1957-60	*76411E	" (Mk. IX) .. .	1959-60	72719A	Hydraulic pressure ..	1957-60	31393A
Solenoid operating ..	1957-60	31253E	Crosshead and rack assy. (Mk. VIII) .. .	1957-58	741262	Interrupter .. .	1957-60	*31077E
Knob	—	317365	ditto .. . Later	1958-59	744257	Solenoid, brake line valve .. .	1957-60	76502D/E
Step light	1957-60	*31222D	Crosshead and rack assy. (Mk. IX) Cut to 58½"	1959-60	744258	Solenoid, gear holding Throttle .. .	1957-60	*76459A/D 31392A
Windshield wiper ..	1957-60	*31302D	Outer casing			Laycock de Normanville overdrive		
Knob	—	316646	Motor to wheelbox (Mk. VIII) .. .	1957-59	740713	Relay	1957	33157D
Terminal block (4-way) (Mk. VIII) .. .	1957-59	300990	" (Mk. IX) .. .	1959-60	54710694	"	1958-60	33174B
(Mk. IX)	1959-60	37101B	Wheelbox to wheelbox (Mk. VIII) .. .	1957-59	740714	Switches		
Terminal block (8-way) ..	1957-60	37082A	" (Mk. IX) .. .	1959-60	54710695	Centrifugal (Mk. VIII only) .. .	1957-59	76102A
Warning lights			End tube	1957-60	740746	Interrupter or top gear Rotary throttle (Mk. VIII) .. .	1957-60	*31077E
Brake	1960	*38091A	Ferrule, casing retaining Arm, left hand drive ..	1959-60	740715	" (Mk. IX) .. .	1959-60	31504D
Flasher	1957-60	38048A	"	1960	54711568	Solenoid, transmission gear .. .	1957-58	*76505B
Bulb holder	—	305411	" right hand drive ..	1957-59	741847	ditto	1959-60	76515A
Bezel and glass .. .	—	305721	"	1960	54711567			
Ignition	1957-60	38048A	Blade	1957-59	738734			
Bulb holder	—	305414	" Later	1959-60	54710656			
Bezel and glass .. .	—	305720						

JAGUAR 2.4 litre 1956-59; Mk.II 1960

Ammeter	1956-57	36206D	LAMPS—continued			SWITCHES—continued		
" Later	1957-59	36237A	Stop tail and flasher			Solenoid operating ..	1956-59	31253A/E
"	1960	36262A	Left hand	1956-59	53381D/H	Knob	—	*317370
Battery	1956-60	GT9A	Right hand	1956-59	53382D/H	Solenoid operating ..	1960	31967A
Bulb holder, panel light	1958-60	554734	Left hand	1960	53726A	Stop lamp	1958-60	31082B
Bulb	—	987	Right hand	1960	53727A	Windshield wiper .. .	1956-59	*31427B/D
Coil, ignition	1956-60	*45067B/H	U.S.A. (left hand) ..	1960	53757A	Knob	—	312613
Control box	1956	*37139E	" (right hand) .. .	1960	53758A	Windshield wiper ..	1960	*31966B
"	1957-58	37183H	Screenjet			Warning lights		
" Later	1958-59	*37189J	Motor and jar	1960	077011A	Choke	1957-60	38147A
"	1959-60	37297A/B	"T" piece	1960	295091	Brake fluid level ..	1960	*38075A
Distributor			Tubing	1960	*54711658	" Later	1960	*38091A
7-1 compression ratio ..	1957-60	40557A/B	Nozzle	1960	54711657	Windshield wipers		
8-1	1956-60	40528A/B	Starting motor	1956-60	25521D	Motor, left hand drive	1956-57	*75294A
Flasher unit	1956	*35003A	Steering column control ..	1956-59	32902F/H	ditto	1958	*75323A
"	1957-60	35010A	"	1960	33550A	ditto .. . Later	1958-60	75311A/B
Fuse box	1956-57	033239	Slip ring (serviced by Jaguar)	1956-59	38262A/E	Motor, right hand drive	1956-57	*75293A
"	1958-60	033242	ditto	1960	38271A	ditto	1958	*75322A
Generator	1956-59	*22483A/D	Steering column nacelle			ditto .. . Later	1958-60	75310A/B
" Later	1959-60	22489B/D	Nacelle, upper:			Wheelbox	1956-58	72677A
Horn			Conventional	1960	54360427	"	1959-60	72714A/B
Low note	1956-60	*70063D/F	" .. . Later	1960	54360623	Crosshead and rack assy.	1956-58	741262
High note	1956-60	*70071D/F	Overdrive	1960	54360426	ditto .. . Later	1958-60	744257
Inspection lamp sockets ..	1956-57	38604A	" .. . Later	1960	54360621	Outer casing		
Junction box	1960	78264B	Automatic	1960	54360425	Motor to wheelbox ..	1956-60	743818
LAMPS			" .. . Later	1960	54360619	Wheelbox to wheelbox	1956-60	743819
Flasher, front	1960	52479A	Cover, lower:			End tube	1956-60	740746
" (U.S.A.) ..	1960	52480A	Conventional	1960	54360363	Ferrule, casing retaining	1956-60	740715
Fog (when fitted) .. .	1956	55128D	" .. . Later	1960	54360624	Grommet, wheelbox ..	1959-60	740811
" Later	1956-59	55174A/D	Overdrive	1960	54360419	Arm, left hand drive ..	1956	*741293
"	1960	55232A	" .. . Later	1960	54360621	ditto	1957-58	741844
" (France, when fitted)	1956-59	55133B/F	Automatic	1960	54360420	ditto .. . Later	1958-59	746560
"	1960	55233A	" .. . Later	1960	54360620	ditto	1960	54711526
Head, Home			SWITCHES			Arm, right hand drive ..	1956	*741292
R.H.D., dip left .. .	1956-58	51767D	Choke warning light ..	1960	31931A	ditto	1957-58	741845
"	1959-60	58225A	Dipper	1956-60	31284A	ditto .. . Later	1958-59	745651
Head, Export			Cap, rubber	—	360026	"	1960	54711525
R.H.D., dip left .. .	1956-58	51767D	Flasher	1956-59	31559E	Blade	1956-59	738734
"	1959-60	58225A	"	1960	31964E	" Later	1959	54710656
L.H.D., dip right .. .	1956-58	51791D/E	" (headlamp) .. .	1960	34314A	"	1960	54711282
"	1959-60	58226A	Hand brake	1960	31504D	<i>Optional equipment:</i>		
Head, Export Europe (except countries listed)	1956	51339D	Heater or fan (when fitted)	1956-59	31529A	Borg Warner automatic transmission		
ditto	1957-60	51738B/D	ditto	1960	31960A	Knob, selector	1960	54332201
ditto .. . Later	1960	58230E	Ignition	1956-59	31287B/F	Starting motor .. .	1958-60	26097D
Head, Export France ..	1956	*51590B/E	"	1960	31962A	Switches		
"	1957-60	51886A	Interior light	1956-59	31527A	Hydraulic pressure ..	1958-60	31393A
" Later	1960	58231A/E	"	1960	31963A	Inhibitor	1958-59	31680A
Head, Export Norway, Sweden and Germany ..	1956-60	51792D/E	Lighting	1956-59	31426A/H	"	1960	31972A
Head, Export Sweden			Knob	—	317603	Interrupter	1958-60	*31077E
Later	1960	58450A	Escutcheon plate .. .	—	305608	Solenoid, brake line ..	1958-60	76502E
Head, Export Italy ..	1959-60	58230B/E	Lighting (special equipment) ..	1956-59	31524A/E	" gear holding	1958	*76459D
Head, Export Austria ..	1960	58634A	Knob	—	317603	Throttle	1959-60	76516B
Head, Export U.S.A. ..	1956	51343B	Escutcheon plate .. .	—	305604	"	1958-59	31392A
"	1957-59	51741B	Lighting			Laycock de Normanville overdrive		
"	1960	*58497B	4-position	1960	31981A	Relay	1956-57	33157D/D
" Later	1960	58669A	3-position (U.S.A.) ..	1960	31902A	"	1958-60	33174B
Map reading	1960	52477A	Lever	—	54332270	Switches		
Number plate, boot and reverse	1956-60	53453A	Escutcheon plate .. .	—	54850095	Interrupter	1956-60	*31077E
ditto (France) .. .	1956-60	53557A	ditto (U.S.A.) .. .	—	54850094	Overdrive (L.H.) ..	1960	31965B
Side (except Switzerland)	1960	52474A	Panel	1956-59	31528A	" (R.H.)	1960	34313A
Side and flasher .. .	1956-59	52264A	"	1960	31969A	Rotary throttle .. .	1958-60	31504D
ditto (Switzerland)	1960	52498A	Reverse lamp	1956-60	*31077E	Solenoid, transmission gear .. .	1956-58	*76505B
			Screenjet	1960	31984A	ditto	1959-60	76515A
			Solenoid, starting motor	1956-60	*76411E			

* See Supersession Chart L.H. .. Left hand R.H. .. Right hand L.H.D. .. Left hand drive R.H.D. .. Right hand drive

Note. Before ordering Steering Column Controls refer to the detailed parts section (P)



JAGUAR 3.4 litre 1958-59: Mk. II 1960: 3.8 litre 1960

Unit	Year	Part No.	Unit	Year	Part No.	Unit	Year	Part No.
Ammeter	1958-59	36237A	LAMPS— <i>continued</i>			SWITCHES— <i>continued</i>		
Battery	1960	36262A	Stop tail and flasher— <i>cont'd</i>			Solenoid, starting motor	1958-60	*76411E
Bulb holder, panel light ..	1958-59	GTW9A-2	Left hand	1960	53726A	Solenoid operating ..	1958-59	31253E
Bulb	1960	BV11A	Right hand	1960	53727A	Knob	—	*317370
Coil, ignition	1958-60	554734	U.S.A. (left hand) ..	1960	53757A	Solenoid operating ..	1960	31967A
Control box	1959-60	987	U.S.A. (right hand) ..	1960	53758A	Stop lamp	1958-60	31082B
Distributor (3.4 litre)	1958-60	*45067D/H	Screenjet	1960	077011A	Windshield wiper ..	1958-59	*31427D/E
7-1 compression ratio ..	1958-60	40578A/D	Motor and jar	1960	295091	Knob	—	312613
8-1	1958-60	40576A/D	"T" piece	1960	295091	Windshield wiper ..	1960	*31966A
9-1	1959-60	40617A/B	Tubing	1960	*54711658	Warning light (brake fluid level)	1960	*38075A
Distributor (3.8 litre)	1960	40640B/D	Nozzle	1960	54711657	Windshield wipers		
8-1 compression ratio ..	1960	40665B	Starting motor	1958-60	26140A	Motor, left hand drive	1958	*75323A
9-1	1958-60	35010A	Steering column control ..	1958-59	32902H	ditto (from Chassis 986134) Later	1958-60	75311A
Flasher unit	1958-60	033242	Slip ring (serviced by Jaguar)	1960	33550B/D	Motor, right hand drive	1958	*75322A
Fuse box	1958-59	*22462E	Slip ring (serviced by Jaguar)	1960	38271A	ditto (from Chassis 970327) Later	1958-60	75310A
Generator	1959-60	22496B/D	Steering column nacelle			Wheelbox	1958	72677B
" (power steering)	1960	22528D	Nacelle, upper:			"	1959-60	72714A
Horn			Conventional	1960	54360427	Crosshead and rack assy.		
Low note	1958-60	*70063E/F	Overdrive	1960	54360623	Cut to 50%	1958	741262
High note	1958-60	*70071E/F	Overdrive	1960	54360426	" " 50%	1958-60	744257
LAMPS			Automatic	1960	54360621	Outer casing		
Flasher, front	1960	52479A	Automatic	1960	54360619	Motor to wheelbox ..	1958-60	743818
"	1960	52480A	Cover, lower:			Wheelbox to wheelbox	1958-60	743819
Fog	1958-59	55174D	Conventional	1960	54360363	End tube	1958-60	740746
"	1960	55232A	Overdrive	1960	54360624	Arm, left hand drive ..	1958	741845
" (France)	1958-59	55133F	Overdrive	1960	54360419	ditto	1958-59	745651
"	1960	55233A	Automatic	1960	54360622	ditto	1960	54711526
Head, Home			Automatic	1960	54360420	Arm, right hand drive ..	1958	741844
R.H.D., dip left	1958	51767D	Automatic	1960	54360620	ditto	1958-59	745650
"	1959-60	58225A	SWITCHES			ditto	1960	54711525
Head, Export			Dipper	1958-60	31284A	Blade	1958-59	738734
R.H.D., dip left	1958	51767D	Cap, rubber	—	360026	"	1959	54710656
"	1959-60	58225A	Flasher	1958-59	31559E	"	1960	54711282
L.H.D., dip right	1958	51791D/E	"	1960	31964E	Optional equipment:		
"	1959-60	58226A	" (headlamp)	1960	34314A	Borg Warner automatic transmission		
Head, Export Europe (except countries listed)	1958-60	51738B/D	Hand brake	1960	31504D	Knob, selector	1960	54332201
ditto	1960	58230E	Heater or fan	1958-59	31529A	Starting motor	1958-60	26097D
Head, Export France	1958-60	51886A	Ignition	1958-59	31960A	Switches		
ditto	1960	58231A/E	Interior light	1960	31962A	Hydraulic pressure ..	1958-60	31393A
Head, Export Norway, Sweden and Germany ..	1958-60	51792B/H	Lighting	1958-59	31527A	Inhibitor	1958-59	31680A
Head, Export Sweden	1960	58450A	Knob	—	31963A	"	1960	31972A
ditto	1959-60	58230A/E	Escutcheon plate	—	317603	Interrupter	1958-60	*31077E
Head, Export Italy	1960	58634A	Lighting (special equipment) ..	1958-59	31524B/E	Solenoid, brake line ..	1958-60	76502E
Head, Export Austria	1958-59	51741B	Knob	—	317603	" gear holding	1958	*76459D
Head, Export U.S.A.	1960	*58497A/B	Escutcheon plate	—	305608	Throttle	1959-60	76516B
"	1960	58669A	Lighting			Laycock de Normanville overdrive	1958-59	31392A
"	1960	52477A	4-position	1960	31981A	Relay	1960	31931A
Map reading	1958-60	53453A	3-position (U.S.A.)	1960	31982A	Switches		
Number plate, boot and reverse	1958-60	53557A	Lever	—	54332270	Interrupter	1958-60	*31077E
ditto (France)	1958-60	52474A	Escutcheon plate	—	54850095	Overdrive (L.H.)	1960	31965B
Side (except Switzerland) ..	1958-59	52264A	ditto (U.S.A.)	—	54850094	" (R.H.)	1960	34313A
ditto (Switzerland)	1960	52498A	Panel	1958-59	31528A	Rotary throttle	1960	31504B/D
Stop tail and flasher			Reverse lamp	1958-60	31969A	Solenoid, transmission gear	1958	*76505B
Left hand	1958-59	53381H	Screenjet	1960	31984A	ditto	1959-60	76515A
Right hand	1958-59	53382H						

JAGUAR XK120 1949-54: XK140 1955-57: XK150 1958-60

Ammeter	1949-57	36071A/B	Flasher unit	1953-56	*35003A	LAMPS— <i>continued</i>		
"	1958-60	36237A	Flasher relay	1957-60	35010A	Fog	1952-54	*55055B
Battery	1949-53	SG11E	Fuse box	1953-59	33117A	"	1955-56	55128B/D
" (Fixed Head Coupé)	1954	STG11E	"	1949-54	37110A	"	1957-60	55174D/E
" (other models)	1955-57	STG11E	"	1954-58	37100D	" (France)	1955-60	55133B/F
" (all models)	1955-57	STG11E	"	1959-60	37263B	Head, Home		
Coil, ignition	1949-54	*45012A/D	"	1955	033240	R.H.D., dip left (L.H.)	1949-50	50838A
"	1955	*45054D	"	1956-58	033239	" non-dip (R.H.)	1949-50	*50839A
"	1956-60	*45067B/H	Generator	1959-60	033242	" dip left (L.H.)	1951-54	50778A
Control box	1949-54	*37076E	"	1949	*22429D/E	" non-dip (R.H.)	1951-54	*50779A
"	1955-59	*37189D/J	"	1950-52	*22429F/H	R.H.D., dip left	1955	*51505A
"	1959-60	37297A/B	"	1953-59	*22462B/E	"	1956-60	51762A
Distributor			Horn	1959-60	22496B/D	Head, Export		
7-1 compression ratio ..	1949-53	40198A/D	Low note	1949-52	*69032A	R.H.D., dip left	1949-50	50838A
ditto	1953-54	40249A/B	"	1953-54	*69011F	"	1951-54	50778A
ditto	1955-57	40435A	"	1955-54	*70063D/F	"	1955	*51505A
ditto	1958-60	40578B/D	High note	1953-54	*70063D/F	L.H.D., dip right	1956-60	51762A
ditto	1958-60	*40199E	"	1949-52	*69033A	"	1949-50	A50838A
8-1 compression ratio ..	1949-54	*40436A	"	1953-54	*69012F	"	1951-54	A50778A
(Standard)	1955-57	40576A/D	"	1953-54	*70071A	"	1955	*51506A
(Competition)	1958-60	*40199E	Horn relay	1953-54	*70071A/F	Head, Export Europe (not France)	1956-60	51763A
(Special equipment)			"	1949-51	*33116B	(except countries listed)	1949-50	B50838A
9-1 compression ratio ..	1955-57	*40293A	Junction box	1951-54	33135B	"	1951-54	B50778A
"	1955-57	40445A/B	LAMPS			Head, Export France ..	1955-60	51507A
3.8 litre	1959-60	40616A/B	Boot	1949-57	56015A	"	1949-50	*50840A
8-1 compression ratio ..	1960	40640A/D	Flasher, front	1955-60	52271A	"	1951-54	51194A
9-1	1960	40665B	"	1957-60	52343A	"	1955-60	51563A
			"	1960	52500A	"	1960	58588A
			"			Head, Export Holland and Switzerland	1955-60	51565A/B

* See Supersession Chart

L.H. .. Left hand R.H. .. Right hand L.H.D. .. Left hand drive R.H.D. .. Right hand drive

continued



JENSEN 3 3/4 litre 1946-47

Unit	Year	Part No.	Unit	Year	Part No.	Unit	Year	Part No.
Ammeter	1946-47	*364391	LAMPS— <i>continued</i>			Trafficators	1946-47	*539971
Battery	1946-47	SLG13E	Tail	1946-47	52114A	Warning light	1946-47	*38015B
Coil, ignition	1946-47	*45039A	Mirror	1946-47	*62018A	Windshield wipers		
Control box	1946-47	*37031B	Starting motor	1946-47	26060A	Motor	1946-47	*75074J
Distributor	1946-47	*411052	Steering column control ..	1946-47	32751B	Wheelbox, with switch ..	1946-47	*72565A/J
Generator	1946-47	238498	SWITCHES			.. less switch ..	1946-47	*72564A/F
Horn			Battery master	1946-47	*768008	Crosshead and rack assy.		
Low note	1946-47	*69021A	Dipper	1946-47	31284A	Cut to 48 1/2"	1946-47	738499
High note	1946-47	*69022A	Ignition and lighting ..	1946-47	*34035A	Outer casing		
Junction box	1946-47	78266B	Petrol reserve valve ..	1946-47	*314422	Motor to wheelbox ..	1946-47	*739832
LAMPS			Reverse lamp	1946-47	*31077A	Wheelbox to wheelbox ..	1946-47	*739971
Map reading light ..	1946-47	39006A	Solenoid operating ..	1946-47	*317075	End tube	1946-47	740031
Number plate illumination	1946-47	53580A	Stop lamp	1946-47	*31281B	Grommet, wheelbox ..	1946-47	734181
Side	1946-47	*522968	Spring	—	315543	Arm	1946-47	*737481
						Blade	1946-47	*737572

JENSEN 4 litre 'Interceptor' 1950-55

Battery	1950-55	GT11A	LAMPS— <i>continued</i>			Warning light (ignition) ..	1950-54	*38015B
Coil, ignition	1950-55	*45012A/D	Head, Export Europe			Holder	1955	304994
Control box	1950	37057E	(not France)	1950	B50825A	Shade	1955	305305
"	1951-52	*37076E	ditto	1951-54	*50963A	Window	1955	305303
"	1952-55	*37139D	ditto	1955	51339A	Windshield wipers		
Distributor	1950-55	*40147D/H	Head, Export France ..	1951	*50790E	Motor	1950	*75074J
Flasher unit	1954-55	*35003A	"	1952-54	*50962A	"	1951-52	*75055L
Flasher relay	1954-55	33117A	"	1955	*51590A	"	1953-55	75152A
Fuse box	1952-55	033239	Map reading light ..	1950-55	39006A	"	1955	75231A
Generator	1950	*22435A/B	Number plate illumination	1950-55	53097E	Wheelbox (with switch) ..	1950	*72565A/J
"	1951	*22436A	Side	1950-51	*52092A	.. (less switch) ..	1950	*72564A/F
"	1951-53	*22465A/E	"	1952	52139B	"	1951-55	*72548A/K
"	1953-55	22478A	Stop tail	1952-55	*52182B	"	1955	72628H
Horn			"	1950	53194B	Crosshead and rack assy.		
Low note	1950-55	*69011F	"	1951-55	53178D	Cut to 48 1/2"	1950-55	738499
High note	1950-55	*69012F	Mirror	1950-52	*062553	" .. 48 1/2" .. Later	1955	741264
Horn relay	1950-55	33135B	"	1952-53	*062557	Outer casing		
Junction box	1950-55	78266A	"	1953-55	*062567	Motor to wheelbox ..	1950-55	*739832
LAMPS			Reflex reflector	1955	*57070A	ditto .. Later	1955	745277
Boot	1952-55	53163A	Starting motor	1950-55	26043A	Wheelbox to wheelbox ..	1950	*739971
Driving (De Luxe) ..	1955	55120A	Steering column control ..	1950-53	32751B	ditto	1951-52	*739960
Flasher, front	1954-55	53210A	ditto .. Later	1953-55	32893A/B	ditto	1953-55	*739979
Fog (De Luxe)	1955	*55055B	Suppressor	1951-55	78114A	ditto .. Later	1955	745278
Head, Home			SWITCHES			End tube	1950-55	740031
R.H.D., dip left ..	1950	50825A	Dipper	1950-55	31284A	Ferrule, casing retaining	1955	740746
" .. (L.H.) ..	1951	*50445K	Driving lamp (when			.. Later	1955	740715
" .. non-dip (R.H.)	1951	*50446K	fitted)	1955	31201D	Grommet, wheelbox ..	1950	734181
" .. dip left ..	1952	*50954A	Knob	1952-55	*31222A	"	1951-55	733695
" Later	1952-54	50941A	Door light	1955	31201D	Arm	1950	*737481
"	1955	51336A	Foglamp (when fitted) ..	1955	314026	" .. left hand drive ..	1951-54	*737596
" .. (De Luxe)	1955	51546A	Knob	1950	*34035A	" .. right hand drive ..	1951-54	*737595
Head, Export			Ignition and lighting ..	1950	*34061A	"	1955	741485
R.H.D., dip left ..	1950	50825A	Panel	1951-55	31201B	Blade	1950-52	*737572
"	1951	*50445K	Knob	1952-55	314026	"	1953-54	*737683
"	1952	*50954A	Reverse lamp	1950-55	*31077A	"	1955	741680
" Later	1952-54	50941A	Solenoid, starting motor	1950-55	*76411D/E	Overdrive equipment		
"	1955	51336A	Solenoid operating ..	1950-55	31282A	(special orders)		
L.H.D., dip right ..	1950	A50825A	Stop lamp	1950-54	31281B	Relay	1953-55	33157A
"	1951	*A50445K	Spring	1955	315443	Switches		
"	1952-54	*50804D	Stop lamp	1950-55	31082B	Gear lever	1953-55	*31077A/D
"	1955	*51337B	Windshield wiper ..	1951-55	314026	Solenoid, gearbox ..	1953-54	*76500E
			Knob	1950-51	54022D	"	1955	*76505A
			Trafficators	1952-53	*54035A	Overdrive control ..	1953-55	031218
			"	1953-54	54044D	Knob	—	314026

JENSEN 541 and 541R 1954-60

Battery	1954-58	GTW	Horn			LAMPS— <i>continued</i>		
" Later	1958-60	BT11A	Low note	1954-60	69046A/F	Number plate illumination	1954-55	53093E
Coil, ignition	1954-56	*45012D	High note	1954-60	69047A/F	Number plate illumination		
"	1957-60	*45054H/K	LAMPS			and reverse	1956-60	*53159B
Control box	1954-59	*37189D/J	Bonnet	1954-58	53163A	Side	1954-60	*52182A/D
"	1960	37304B	"	1958-60	53264B	Stop tail	1954-55	53178D
Distributor	1954-56	*40147D/H	Boot	1954-57	53163A	Stop tail and reflex ..	1956-60	53305D
"	1957-60	40371A/F	Driving (optional)	1955-60	55132B	Mirror	1954-55	*062567
Flasher unit	1954-55	*35003A	Flasher, front	1954-60	53359B/D	Reflex reflector	1954-55	*57070B
"	1956-59	35010A	Flasher, rear	1954-60	52337A	Petrol reserve valve ..	1954-60	78030A
"	1960	35020A	Fog (optional)	1955-60	55128B	Relay, horn	1954-60	33135B/D
Fuse box	1954-60	033239	Head, Home			Screenjet (541R) ..	1958-60	077011
Generator (541) ..	1954-57	*22483D	R.H.D., dip left ..	1954-58	51546D/E	Starting motor	1954-60	26043A
" .. (541R) ..	1958-59	22478D	Head, Export			Steering column control ..	1954-60	32953A/B
"	1960	22503D	R.H.D., dip left ..	1954-58	51546D/E	Suppressor (distributor) ..	1956-60	78114B
			"	1959-60	51535D/F	" .. (plug)	1956-60	78118A

* See Supersession Chart

L.H. .. Left hand

R.H. .. Right hand

L.H.D. .. Left hand drive

R.H.D. .. Right hand drive

continued



JENSEN 541 and 541R 1954-60—continued

Unit	Year	Part No.	Unit	Year	Part No.	Unit	Year	Part No.
SWITCHES			SWITCHES—continued			Windshield wipers—cont'd		
Choke	1956	*31557A	Windshield wiper ..	1957	*31557A	Outer casing ..		
Knob	—	326346	Knob	—	317530	Motor to wheelbox ..	1954-56	743509
Dipper	1954-60	31284A/D	Windshield wiper ..	1958-60	31430A/D	1957-60	744738
Door light	1958-60	*31222D	Knob	—	316646	Wheelbox to wheelbox ..	1954-56	743510
Flasher	1954-60	31250A/H	Terminal block	1954-60	37101E	1957-60	744739
Handle	—	*311132	Warning lights			End tube " "	1954-60	740746
Heater or fan	1955-56	*31251D/E	Holder	1954	304994	Arm	1954-59	741836
Ignition and lighting ..	1954-60	*34061B	Flasher Later	1954-60	38102A Later	1959-60	54711561
Panel	1954-55	31201A	Ignition	1954-60	38100A	Blade	1954-55	*738735
Knob	—	*314015	Petrol reserve	1954-56	38101A	1956-60	737897
Panel	1956-60	*31557A	" " " "	1957-60	38162A	Laycock de Normanville		
Knob	—	*317352	Windshield wipers ..			overdrive equipment		
Petrol reserve	1954-60	31201A/D	Motor	1954-56	*75200B	Relay	1954-55	33157A
Knob	1954-55	314026	" " " "	1957	75296A	" " " "	1956-59	33135B
" " " "	1956-60	*314421	" " " "	1958-60	75311A	" " " "	1960	33213B
Reverse lamp	1956-60	*31077E	Wheelbox	1954-56	*72665A	Cover, rubber	1954-60	340786
Solenoid, starting motor ..	1954-60	*76411D/E	Switches	1957-60	72660A		
Solenoid operating	1954-55	*31282A	Gear lever	1954-56	*743220	Isolating	1954-60	*31077D/E
" " " "	1956-60	31363A	Isolating	1954-56	*743220	" " " "	1960	*31824A
Windshield wiper	1954-56	31201A	Solenoid	1957	743221	Solenoid	1954-57	*76505A
Knob	—	*317506	" " " "	1958-60	744254	" " " "	1958-60	*76517A

JENSEN 'JNSN' 6 ton Lightweight 1946-47

Unit	Year	Part No.	Unit	Year	Part No.	Unit	Year	Part No.
Battery			LAMPS			SWITCHES		
.. .. .	1946-47	6CXBE	Side	1946-47	52081F	Cab light	1946-47	31201B
Control box	1946-47	*37032A			Knob	—	314026
Generator	1946-47	*22446A	Stop tail and number plate ..	1946-47	*53007B	Dipper	1946-47	31284A
Horn	1946-47	*069206	Starting motor (serviced by C.A.V.)	1946-47	1330070	Trafficator	1946-47	*310380
Horn push	1946-47	76205B				Trafficators	1946-47	*053830
Junction box	1946-47	78265A						

JENSEN 'Jen-Tug' 30 cwt. Tractor 1946-54

Unit	Year	Part No.	Unit	Year	Part No.	Unit	Year	Part No.
Battery			Horn			SWITCHES—continued		
.. .. .	1946-52	SG13E	1946-52	069343	Ignition and lighting	1946-54	*34022B
.. .. . Later	1952-54	GT9A Later	1952-53	*069206	Panel	1946-54	*31276A
Coil, ignition	1946-52	*45016A	" " " "	1954	*069399	Starting motor	1946-52	*764150
.. .. .	1952-54	*45020A	Horn push	1953-54	76225A Later	1952-54	76423A
Control box	1946-50	*37035H	LAMPS			Coupling " "	1952-54	764428
" " " "	1951-52	*37102A/D	Head, Home	1946-52	50406D	Trafficator	1946-54	31379A
" " " "	1952-54	*37138A/B Later	1952-54	51026A	Trailer security	1953-54	31384A
Distributor	1946-52	40286A	Side	1946-52	A52036A	Trafficators	1946-52	053831
" " " "	1953	40357A Later	1952-54	52036A	" " " "	1952-54	*053830
" " " "	1953-54	*40284A/E	Tail and number plate	1946-52	*A53007B	Windshield wipers		
Fuse box	1946-52	*385221	ditto	1952-54	*53007B	Motor	1946-49	*75120A
" " " "	1952-53	033239	Starting motor	1946-48	*270301	" " " "	1950-52	*75121A
" " " "	1953-54	*37137A	" " " "	1949-52	26009A	" " " "	1952-54	*75120A
Generator	1946-48	22409A	" " " "	1952-54	25022A/F	Arm	1946-49	*735098
" " " "	1949-50	*22251E/F	Suppressor	1953-54	78105A	1950-54	*735098
" " " "	1951	22409B/H	SWITCHES			Blade	1946-49	727707
" " " "	1951-52	22409J	Dipper	1946-54	31284A	" " " "	1950-54	727803
" " " "	1952-54	22258D						

JENSEN Lightweight Commercial Vehicle 1954-55

Unit	Year	Part No.	Unit	Year	Part No.	Unit	Year	Part No.
Ammeter			LAMPS—continued			SWITCHES		
.. .. .	1954	*36117A	Head, Export			Dipper	1954-55	31284A
" " " "	1955	36155A	R.H.D., dip left	1954-55	51336A	Foglamp	1955	31201B
Battery	1954	CX13A	L.H.D., dip right	1955	*51337B	Knob	—	314026
" " " "	1955	MT19E	Head, Export Europe			Lighting	1954	*34022B
Control box	1955	*37139A	(not France)	1955	51339A Later	1954-55	34065A
Fuse box	1955	033239	Head, Export France	1955	*51590A	Panel	1954-55	31201B
Generator	1955	*22456A	Number plate illumination ..	1955	53101E	Knob	—	314026
Horn	1954-55	*069399	Side	1954	52139B	Trafficator	1954-55	31379A
Junction box	1954-55	78265A	Stop tail and number plate ..	1954	*52238A	Trafficators	1954	*053830
LAMPS			" " " "	1955	*53007B	" " " "	1955	54052A
Head, Home			Reflex reflector	1954-55	53178F	Windshield wipers		
R.H.D., dip left	1954-55	51336A	Panel light bulb holder	1954-55	57033D	Motor	1954-55	*75120A
			Starting motor (serviced by C.A.V.)	1954-55	39007A	Arm	1954-55	*735049
						Blade	1954-55	727803

§ FUEL INJECTION EQUIPMENT (Perkins P6 Engine)

Unit	Year	Part No.	Unit	Year	Part No.
Fuel pump	1954-55	BPE6A60S310S6321	Venturi	1954-55	BEPK50-50-101
Governor	1954-55	BPEM280A99	Nozzle holder	1945-55	BKB32S630
Coupling	1954-55	BZKH31-538	Nozzle	1954-55	BDL110S6133
Feed pump	1954-55	BFPK22P68	Filter	1954	BFA5P1
Primer	1954-55	BFPUE2-54Z	" " " "	1955	F2-8
Pre-filter	1954-55	BFJSJ1-501			

* See Supersession Chart

§ Serviced by C.A.V. Ltd.

L.H.D. .. Left hand drive

R.H.D. .. Right hand drive

Note. Before ordering Steering Column Controls refer to the detailed parts section (P)



JENSEN 'Tempo 1500' 1958-60

Unit	Year	Part No.	Unit	Year	Part No.	Unit	Year	Part No.
Battery	1958-60	SG9E	LAMPS—continued			Warning lights		
Coil, ignition	1958-60	*45053K	Number plate illumination	1958-60	53101E/J	Flasher (shade and window)	1958-60	*54360085
Control box	1958-60	37182H	Side	1958-60	52391A	Ignition (shade and window)	1958-60	*319388
Distributor	1958	*40499A	Stop tail and reflex	1958-60	53377B	Windshield wipers		
"	1959-60	40499B/D & F	Starting motor	1958-59	25022M	Motor	1958-60	75342D
"	Later	*40499E & H	"	1960	25022N/Q	Link set	1958-59	745965
Flasher unit	1958-60	35010A	SWITCHES			" "	1959-60	54712397
Fuse box	1958-60	033239	Heater	1958-60	*31814A	Arm, left hand	1958-59	54710492
Generator	1958-60	22293A	Knob	—	312892	" right hand	1958-59	54710491
Horn	1958-60	70141B	Horn push and dipper	1958-60	31438B	" " Later	1959-60	54711546
LAMPS			Ignition and lighting	1958-60	*31288A	Blade	1958-60	*737941
Engine compartment	1958-60	53163A	Solenoid, starting motor	1958-60	*76411E			
Flasher, rear	1958-60	*52272D	Solenoid operating	1958-60	*31071A			
Flasher, side	1958-60	53362B	Stop lamp	1958-60	31082H			
Head, Home			Windshield wiper	1958-60	*31819A			
R.H.D., dip left	1958-60	51336E	Knob	—	312872			
Head, Export								
R.H.D., dip left	1958-60	51336E						

JOWETT 'Javelin' 1948-54

Unit	Year	Part No.	Unit	Year	Part No.	Unit	Year	Part No.
Battery	1948-49	SLG11E	LAMPS—continued			SWITCHES—continued		
Coil, ignition	1950-54	GT9A	Head, Export Europe (not France)	1948-50	*B50792B	Solenoid, starting motor	1948-49	76022B
Control box	1948-51	37065E	ditto	1951	*B50445K	Solenoid operating	1950-54	*76411D
Distributor	1951-54	*37138A/B	ditto	Later	*50963A	"	1952	31272A
"	1948-52	40115H	Head, Export France	1951-53	*51339A	"	1953-54	*31294A
Flasher unit	1953-54	*40317A	"	1951	*50790E	Stop lamp	1948-54	31281B
Flasher relay (U.S.A.)	1952-54	*35003A	"	Later	*50962A	Spring	—	*315723
Fuse box	1951-54	33117A	Number plate illumination	1953-54	*51341A	Trafficator	1948-54	031046
Generator	1948-49	*22431A	ditto	1950-51	*53186A	Windshield wiper	1948-51	*31148A
"	1949-51	*22250E/F	ditto	1951	53224A	"	1952	*31348A
"	Later	22258D	Side (U.S.A.)	1952-54	53093E	"	1953-54	*31399A
Horn	1951-54	22258D	Stop tail	1951-54	52139B	Trafficators	1948-50	*54014D
Low note	1948-54	*69011F	"	1951-54	*52162A	"	1951-54	*54041A
High note	1948-54	*69012F	Stop tail	1948-49	53099A	Warning light (ignition)	1948-51	*31853A
Horn relay	1951-54	*33116B	"	1950	*53150B	"	1952-54	*38069A
LAMPS			"	Later	1950-54	Windshield wipers		
Head, Home			Mirror	1948-54	*062532	Motor	1948-50	*75055K
R.H.D., dip left (L.H.)	1948-50	*50792B	Panel light bulb holder	1952-54	39020B	"	1951	*75055L
" non-dip (R.H.)	1948-50	*50578E	Starting motor	1948-49	*25012A/D	"	1952-54	75152A
" dip left (L.H.)	1951	*50445K	"	1950-54	25025A/D	Wheelbox	1948-54	72590A/K
" non-dip (R.H.)	1951	*50446K	Steering column control	1948	*32769A	Crosshead and rack assy. Cut to 27"	1948-51	736177
R.H.D., dip left	1951-52	*50954A	ditto	Later	1948-54	Crosshead and rack assy.	1952-54	736364
"	1952-53	50941A	Slip ring (horn push)	1948-51	32764D	Outer casing		
"	1953-54	51336A	"	1948-51	38252A	Motor to wheelbox	1948-51	739844
Head, Export			SWITCHES			"	1952-54	*739855
R.H.D., dip left	1948-50	*50792B	Dipper	1948-54	31284A	Wheelbox to wheelbox	1948-51	739937
"	1951	*50445K	Heater or fan	1948-51	*31147A	"	1952-54	*739955
"	Later	*50954A	"	1952	*31347A	End tube	1948-54	740031
"	1952-53	50941A	Ignition and lighting	1953-54	*31407A	Grommet, wheelbox	1948-54	735349
"	1953-54	51336A	"	1948-51	34038B	Arm	1948-50	73752A
L.H.D., dip right	1948-50	*A50792B	Knob	1952-54	31270A	" left hand drive	1951-54	*737581
"	1951	*A50445K	"	1952	*316416	" right hand drive	1951-54	*737529
"	Later	*50804D	Panel	1953-54	*316437	Blade	1948-50	*737433
"	1951-53	*51337A	"	1948-51	*31149A	"	1951	*738719
"	1953-54		"	1952	*31349A	"	1952-54	738724

JOWETT 'Javelin' De Luxe 1948-54

Unit	Year	Part No.	Unit	Year	Part No.	Unit	Year	Part No.
Ammeter	1950	*36098A	LAMPS, Head, Home—			Mirror	1950-54	*062532
"	1951	36135A	continued			Starting motor	1950-54	25025A/D
"	1952-54	36155A	R.H.D., dip left	1951-52	*50954A	Steering column control	1950-54	32876A
Battery	1950-54	GT9A	"	1952-53	50941A	Slip ring (horn push)	1950-52	38252A
Coil, ignition	1950-54	*45020A/B	"	1953-54	51336A	"	1953-54	38258A
Control box	1950-51	37065E	Head, Export			SWITCHES		
Distributor	1951-54	*37138A/B	R.H.D., dip left	1948-50	*50792B	Dipper	1950-54	31284A
Flasher unit	1950-52	40115H	"	1951	*50445K	Foglamp	1950	31201B
Flasher relay (U.S.A.)	1953-54	*40317A	"	Later	*50954A	Knob	—	*316218
Fuse box	1952-54	*35003A	"	1952-53	50941A	Heater or fan	1950-54	31201B
Generator	1951-54	33117A	L.H.D., dip right	1953-54	51336A	Knob	1950-51	*316217
"	1951-54	033239	"	1948-50	*A50792B	"	1952-54	*316244
"	Later	*22250E/F	"	1951	*A50445K	Ignition	1952-54	31287A
Horn	1951-54	22258D	"	1951-53	*50804D	Ignition and lighting	1950-51	*34061A
Low note	1950-54	*69011F	"	1953-54	*51337A	Lighting	1952-54	31303A
High note	1950-54	*69012F	Head, Export Europe (not France)	1948-50	*B50792A	Knob	—	316622
Horn relay	1950-54	*33116B	ditto	1951	*B50445K	Panel	1950-54	31201B
Inspection lamp sockets	1952-54	38604A	ditto	1951-53	*50963A	Knob	1950-51	*316220
LAMPS			ditto	1953-54	51339A	"	1952-54	*317501
Boot	1948-50	*53056A	Head, Export France	1951	*50790E	Reverse lamp	1952-54	*31077A
Boot and bonnet	1953-54	53163A	"	1951-52	*50962A	Solenoid, starting motor	1950-54	*76411D
Fog	1950	*55063B	"	1953-54	*51341A	Solenoid operating	1950-51	31363A
"	1951	*55077A	Head, Export U.S.A.	1953	*50919B	"	1952-54	31281B
"	1952-54	*55085A	Number plate illumination	1950-51	*53186A	Stop lamp	1950-54	*315723
Head, Home			ditto	1952-54	53097E	Spring	—	031046
R.H.D., dip left (L.H.)	1948-50	*50792B	Reverse	1951	53223A	Trafficator	1950-54	31201B
" non-dip (R.H.)	1948-50	*50578E	Side (U.S.A.)	1951-54	52139B	Windshield wiper	1950-51	*316219
" dip left (L.H.)	1951	*50445K	"	1951-54	*52162A	Knob	1952-54	*317502
" non-dip (R.H.)	1951	*50446K	Stop tail	1950	*53150B	"	1950	*54014D
			"	1950-54	*53204B	Trafficators	1951-54	*54041A

* See Supersession Chart

L.H. .. Left hand

R.H. .. Right hand

L.H.D. .. Left hand drive

R.H.D. .. Right hand drive

continued



JOWETT 'Javelin' De Luxe 1948-54—continued

Unit	Year	Part No.	Unit	Year	Part No.	Unit	Year	Part No.
Windshield wipers			Windshield wipers—cont'd			Windshield wipers—cont'd		
Motor	1948-50	*75055K	Outer casing			Arm	1950	*737524
"	1951	*75055L	Motor to wheelbox ..	1948-51	739844	" left hand drive ..	1951-54	*737581
"	1952-54	75152A	"	1952-54	*739855	" right hand drive ..	1951-54	*737529
Wheelbox	1948-54	72590A/K	Wheelbox to wheelbox	1948-51	739937	Blade	1950	*737433
Crosshead and rack assy.			"	1952-54	*739955	"	1951-52	*738719
Cut to 27 1/8"	1948-51	736177	End tube "	1948-54	740031	"	1953-54	738724
Crosshead and rack assy.	1952-54	736364	Grommet, wheelbox ..	1948-54	735349			

JOWETT 'Jupiter' Sports 1951-54

Ammeter (plate fixing) ..	1951-52	36135A	LAMPS—continued			SWITCHES—continued		
(clamp fixing) ..	1951-54	36155A	Head, Export U.S.A. ..	1951	50942A	Trafficator	1951-54	031046
Battery	1951-52	SLG11E	"	1952-54	51067B	Windshield wiper ..	1951-54	31201B
"	1953-54	GT9A	Number plate illumination	1951-54	53093E	Knob	1951-52	*316226
Coil, ignition	1951-54	*45012A/D	Side	1951-54	52139B	" Later	1952-54	*317502
Control box	1951	37065E	Stop tail	1951-52	53178D	Trafficators	1951-54	*54041A
"	1952	*37076E	" Later	1952-54	*53204B			
" Later	1952-54	*37139D	Mirror	1951-54	*062567	Warning lights		
Distributor	1951-52	40115H	Panel light bulb holder ..	1951-54	39020B	Red glass	1951-54	*38013B
"	1953-54	*40317A	Starting motor	1951-54	25025A/D	Green glass	1951-54	*38042A
" (Racing Model)	1953-54	40318A/B	Steering column control ..	1951-52	32764D	Blue glass	1951-54	*38081A
Fuse box	1952-54	033240	ditto Later	1952-54	32877A	Windshield wipers		
Generator	1951-54	*22436A	Slip ring	1951-52	38252A	Motor	1951	*75075K
Horn	1951-54	*69011F	" Later	1952-54	38258A	"	1952	*75088M
Low note	1951-54	*69012E	SWITCHES			" Later	1952-54	75151A
High note	1951-54	*33116B	Dipper	1951-54	31284A	Wheelbox	1951-54	72590A/K
Horn relay	1951-54		Foglamp	1951-54	31201B	Crosshead and rack assy.		
			Knob	1951-52	*316288	Cut to 44 1/8"	1951-54	736307
			" Later	1952-54	*317503	Outer casing		
LAMPS			Heater or fan	1951-54	31201B	Motor to wheelbox ..	1951-54	*739832
Head, Home			Knob	1951-52	*316225	Wheelbox to wheelbox	1951-54	*739967
R.H.D., dip left (L.H.)	1951	50825A	" Later	1952-54	*316244	End tube	1951-54	740031
non-dip (R.H.)	1951	*50826A	Ignition and lighting ..	1951-53	*34067A	Grommet, wheelbox ..	1952-54	734697
R.H.D., dip left ..	1952-54	51065A	" Later	1953-54	31270A	Arm, left hand drive ..	1951-54	*737661
Head, Export			Knob	—	316285	" right hand drive ..	1951-54	*737660
R.H.D., dip left ..	1951	50825A	Panel	1951-54	31201B	Blade	1951-52	*737516
"	1952-54	51065A	Knob	1951-52	*316227	"	1953-54	737681
L.H.D., dip right ..	1951	A50825A	" Later	1952-54	*317501	Overdrive equipment		
"	1952-54	A51065A	Solenoid, starting motor	1951-54	*76411D	(optional)		
Head, Export Europe			Solenoid operating ..	1951-53	*31289A	Relay	1953-54	33094A
(not France)	1951	B50825A	" Later	1953-54	*31071A	Switches		
ditto	1952-54	B51065A	Stop lamp	1951-54	31281B	Gear lever	1953-54	*31077A
Head, Export France	1953-54	*51056A	Spring	—	*315723	Solenoid, gearbox ..	1953-54	*76500A

JOWETT 10 cwt. 'Bradford' Van 1946-54

Ammeter	1946-50	*369001	LAMPS, Head, Home—			SWITCHES—continued		
"	1951-52	*36110A	continued			Panel	1946-52	*314129
Battery	1946-50	SG11E	Non-dip (R.H.)	1946-52	*50570B	"	1953-54	*31400A
"	1951-52	GT7A	ditto (alternative)	1947-52	50646A/B	Solenoid, starting motor	1953-54	*76411D
"	1953-54	GT9A	R.H.D., dip left	1953	51344A	Solenoid operating ..	1953-54	*31294A
Coil, ignition	1946-50	*45016A	" Later	1953-54	*51407A	Starting motor	1946-47	*764247
"	1951-54	*45020A/B	Head, Export			Stop lamp	1951-52	*76429A
Control arm	1946	*310254	Vertical dip	1946	*50303A	"	1946-54	31281B
"	1947-48	31143A	"	1947-50	50569B	Spring	1953-54	*315723
"	1949-52	31124B	" (alternative)	1947-50	50645E	Windshield wiper ..	1953-54	*31399A
Control box	1946	*37050A	R.H.D., dip left	1953	51344A	Trafficators	1946-50	54002A
"	1947-48	*37033A	" Later	1953-54	*51407A	"	1951-52	*54036A
"	1949-50	37081E	L.H.D., dip right	1953	*51345A	"	1953-54	54044D
"	1951-52	37065E	" Later	1953-54	*51409A	Warning lights		
"	1953-54	*37138B	Head, Export Europe			Main beam	1951-52	*38015B
Distributor	1946	409607	(not France)	1953	51346A	"	1953-54	38052B
"	1947-52	40121A/H	ditto Later	1953-54	*51408A	Windshield wipers		
"	1953-54	40347A	Head, Export France ..	1953	51411A	Motor	1946-50	*75047A
Fuse box	1953-54	033239	"	1953	51411A	"	1951-52	75128A
Generator	1946	*20900A	Side Later	1953-54	*51414A	"	1953-54	75179A
"	1947-48	*228365	"	1946	52139B	Wheelbox	1953-54	72590A/K
"	1948-49	*224365	Stop tail and number plate			Crosshead and rack assy.		
" Later	1949-50	*22251F	"	1946	524752	L.H.D. Cut to 25 1/8"	1953-54	736364
"	1951-52	*22250F	Stop tail	1947-52	53060A	R.H.D. " " 41 1/8"	1953-54	736307
" Later	1952-54	22258D	Stop tail	1953-54	53178D	Outer casing		
Horn	1946-50	*069348	Tail and number plate ..	1946	53007B	Motor to wheelbox		
"	1951-54	*069399	Mirror	1946-52	*062500	L.H.D. and Utility ..	1953-54	739868
Junction box	1946-52	78266A	"	1953-54	*062574	R.H.D., except Utility	1953-54	739866
			Panel light bulb holder ..	1951-54	39007A	Wheelbox to wheelbox		
LAMPS			Starting motor	1946-49	*255901	Utility only	1953-54	739932
Head, Home			"	1950	25031D	End tube	1953-54	740031
Vertical dip (L.H.) ..	1946	*50141A	"	1951-54	25022A/F	Arm	1946-52	735065
Non-dip (R.H.)	1946	*50142A	SWITCHES			"	1953-54	*737529
Vertical dip (L.H.) ..	1946-52	50569B	Ignition	1953-54	31287B	Blade	1946-52	727802
ditto (alternative)	1947-52	50645A/B	Lighting and horn ..	1953-54	*34085A	"	1953-54	738724
			" ignition ..	1946-52	*34020B			

JOWETT De Luxe Van and 6 Light Utility 1949-52

Ammeter	1949-50	*369001	Control arm	1949-52	31124B	Generator	1951-52	*22250F
"	1951-52	*36110A	Control box	1949-50	37081E	" Later	1952	22258D
Battery	1949-50	SG11E	"	1951-52	37065E	Horn	1949-50	069348
"	1951-52	GT7A	Distributor	1949-52	40121A/H	"	1951-52	069344
Coil, ignition	1949-50	*45016A	Generator	1949-50	*22251F	Junction box	1949-52	78266A
"	1951-52	*45020A/B						

* See Supersession Chart

L.H. .. Left hand

R.H. .. Right hand

L.H.D. .. Left hand drive

R.H.D. .. Right hand drive

continued

Note. Before ordering Steering Column Controls refer to the detailed parts section (P)



JOWETT De Luxe Van and 6 Light Utility 1949-52—continued

Unit	Year	Part No.	Unit	Year	Part No.	Unit	Year	Part No.
LAMPS			Panel light bulb holder ..	1949-52	39007A	Warning lights	1949-50	*31850A
Head, Home			Starting motor	1949	*255901	" "	1951-52	*38015B
Vertical dip (L.H.) ..	1949-50	50569B	" "	1950	25031D			
Non-dip (R.H.) ..	1949-50	*50570B	" "	1951-52	25022A/F	Windshield wipers		
Vertical dip (L.H.) ..	1951-52	50645E				Motor	1949-50	75073A
Non-dip (R.H.) ..	1951-52	50646E	SWITCHES			" "	1951-52	75129A
Head, Export			Ignition and lighting ..	1949-52	*34020B	Coupling bar	1949-50	72729J
Vertical dip	1949-50	50659B	Panel	1949-52	*314129	" "	1951-52	*732907
" "	1951-52	50645E	Starting motor	1949-52	*76429A	Bearing, passenger side	1949-52	731721
Stop tail and number plate	1949-52	*53060A	Stop lamp	1949-52	31281B	Arm, left hand	1949-52	735133
ditto (De Luxe Van)	1949-52	*53029A	Spring	—	*315723	" right hand	1949-52	735132
Mirror	1949-52	*62006A	Trafficators	1949-50	54002A	Blade	1949-52	727707
			" "	1951-52	*54036A			

KARRIER 'Bantam' 1946-60

Ammeter	1946-50	*369263	LAMPS—continued			SWITCHES—continued		
Battery	1946-50	SG11A	Head, Export			Lighting (British		
" (Petrol)	1951-59	GT11A	R.H.D., dip left ..	1951	*50445K	Railways Model) ..	1950	*344544
" (Diesel)	1960	BT11A	" " "	1951	*50954A	Lighting and ignition ..	1946	34054A
Coil, ignition	1946	*45020A	" " "	1954	50941A	" " "	1947-50	*34014B
" "	1947-56	*45012A/D	" " "	1955-56	*50954A	Lighting and ignition or		
" "	1956-57	*45054D/H	" " "	1957-60	50941A	main	1951-60	31194A/D
" "	1958	*45053J	L.H.D., dip right ..	1951	*A50445K	Knob	1946-50	316285
" "	1959-60	*45054K/M	" " "	1951-53	*50804D	Panel	1951-53	31113A
Control box	1946-47	*37032A	" " "	1954	*51337A	Knob	1951-53	311512
" "	1948-52	37065E	" " "	1955-59	*50804D	Panel (except Tractor) ..	1954-56	31248A
" "	1952-54	*37138A/B	" " "	1960	50973A	Knob	—	316493
" "	1955-56	37182A	Head, Export Europe			Panel (except Tractor)		
" "	1955-56	*37139E	(not France)	1951	*B50445K	" "	1956-60	31113A/D
" "	1957-60	37182H	ditto	1951-53	*50963A	Knob	1956	315112
" "	1960	37182K & J	ditto	1954	51339A	" "	1957-60	*315143
Distributor	1946	*406319	ditto	1955-56	*50963A	Solenoid operating		
" "	1947-50	*409624	ditto	1957-59	50967A	(Diesel, serviced by		
" "	1951-53	40218A/D	(except France & Sweden)	1960	58340A	C.A.V.)	1956-60	1823410
" "	1953	40070A/E	Head, Export France ..	1951-53	*50962A	Starting motor	1946-48	76428A
" "	1954-56	*40376A/B	" "	1954	*51341A	" "	1949-50	76404B
" "	1957-59	40491A/F	Head, Export Sweden ..	1960	58585A	" " (Petrol)	1951-60	76423A
" "	1959-60	40667A/B	Head, Export Canada ..	1960	50811A	Coupling	1951-58	764428
Flasher unit (when fitted)	1960	35010A	Number plate illumination	1955-60	53343A	" "	1959-60	764466
Fuse box	1948-52	*385221	Side	1946	52036A	Trafficator	1955-60	31379A
" "	1952-56	033240	" "	1947-48	*52003A	Windshield wiper	1953-60	31248A/B
" "	1956-60	033239	" "	1949	52153A	Knob	1953-57	*316366
" " (Diesel heater, serviced by C.A.V.)	1958-60	1800020	" "	1950	52154A	" "	1958-60	312954
Generator	1946-48	22455A/B	Stop tail and number plate	1951-60	52139B/F	Trafficators (when fitted)	1955	*053830
" "	1948-49	*22446A	Stop tail (except Tractor)	1951-54	*53063B	ditto	1955-56	54050A
" "	1950	*22435A/B	Tail and number plate ..	1956-60	53178E/J	Warning light	1946-50	38015B
" "	1951-52	*22250E/F	Magneto (British Railways Model)	1959-53	*50070B	Windshield wipers		
" "	1952-56	*22258D	" "	1950	44088A/D	Motor	1946-52	*75027A
" "	1955-56	*22483A	Reflex reflector (except			" "	1953	*75074J
" "	1957-60	22258E/H	Tractor)	1955-60	57073B/D	" "	1953-60	75144A/B
Horn	1946-57	*069213	Starting motor	1946-50	*255378	" "	1953-60	72560A/K
Low note	1957-60	69046E/F	ditto (Petrol)	1951-60	25521B/D	Wheelbox	1953-60	
High note (optional)			ditto (Diesel, serviced by C.A.V.)	1955-56	BS512L66	Crosshead and rack assy.		
" "	1957-60	69047E/F	ditto (Diesel)	1957	26133A/B	Cut to 40 1/2"	1953-60	736307
Horn relay (when twins fitted)	1957-60	*33116B	ditto	1958-59	26133D/E	Outer casing		
Junction box (Tractor Models only)	1948-50	78265A	ditto	1959-60	26133H & K	Motor to wheelbox ..	1953-60	739833
LAMPS			ditto	1959-60	32937A/B	Wheelbox to wheelbox ..	1953	*739965
Head, Home			Brush	1956-57	331397	ditto	1953-55	*739979
Non-dip	1946	50129A	" "	1958-60	333189	ditto	1956-60	739932
Vertical dip	1946-50	*50285A	SWITCHES			End tube	1953-60	740031
R.H.D., dip left (L.H.)	1951	*50445K	Battery master (British Railways Model) ..	1950	*768061	Ferrule, casing retaining	1956-60	738410
non-dip (R.H.) ..	1951	*50446K	Dipper	1956-60	31284A/D	Grommet, wheelbox ..	1953	729423
R.H.D., dip left ..	1951	*50954A	Heater, Diesel (serviced by C.A.V.)	1956-60	1823420	" "	1953-60	734558
" "	1952-53	50941A	Horn push and dipper ..	1946-50	*380148	Arm	1946-52	*735061
" "	1954	51336A	" "	1951-56	*31325A	" left hand	1953-56	*737629
" "	1955-56	*50954A	Ignition (British Railways Model) ..	1950	*314144	" right hand	1957-60	742275
" "	1957-60	50941A				" "	1953-56	*737628
						Blade	1946-52	742274
						" "	1946-52	727802
						" "	1953-60	727759

§ FUEL INJECTION EQUIPMENT (Standard 23CV Engine 1955-60)

Unit	Year	Part No.	Unit	Year	Part No.
Fuel pump	1955-56	DPA3246020	Nozzle holder—continued ..	1959-60	BKB40S697K
" "	1957	DPA3246070	Nozzle	1955-58	BDN45P6188
" "	1958	DPA3246071	" "	1959-60	BDN45P6263
" "	1959-60	DPA3246103	Filter	1955-58	F4-1
Nozzle holder	1955-58	BKB40S697	" "	1959-60	F4B-3

KARRIER 'Cob' 1947-48

Ammeter	1947-48	*369263	LAMPS			SWITCHES—continued		
Coil, ignition	1947-48	*45020A	Fog	1947-48	*55027B	Starting motor	1947-48	76428A
Control box	1947	*37032A	Side	1947-48	*52003A	Warning light (ignition) ..	1947-48	*38015B
" "	1948	37065E	Starting motor	1947-48	*255378	Windshield wipers		
Distributor	1947-48	*409624	SWITCHES			Motor	1947-48	*75027A
Fuse box	1947-48	*385221	Ignition and lighting ..	1947-48	*34014B	Arm	1947-48	*755096
Generator	1947-48	*22446A	Panel	1947	*31285A	Blade	1947-48	727802
Horn	1947-48	069344						

* See Supersession Chart § Serviced by C.A.V. Ltd. L.H. .. Left hand R.H. .. Right hand L.H.D. .. Left hand drive

Note. Before ordering Steering Column Controls refer to the detailed parts section (P)



KARRIER 3 ton CK3 1946-52

Unit	Year	Part No.	Unit	Year	Part No.	Unit	Year	Part No.
Ammeter	1946-50	*369263	LAMPS			Starting motor	1946-47	*270490
"	1951-52	36001D	Head, Home			"	1948	26026A/B
Battery	1946-52	SG11A	R.H.D., dip left (L.H.)	1947-48	*50262A	"	1949-50	*26035A
Coil, ignition	1946-49	*45039A	" non-dip (R.H.)	1947-48	*50263A	"	1951-52	26041A/B
"	1950-52	*45012A/D	" dip left (L.H.)	1949	*50445K			
Control box	1946-47	*37032A	" non-dip (R.H.)	1949	*50446K	SWITCHES		
"	1948-50	37065E	" dip left (L.H.)	1950	*50878A	Horn push and dipper ..	1946-50	*380168
"	1950-52	*37076E	" non-dip (R.H.)	1950	*50880A	Ignition and lighting ..	1946-50	*34014B
"	1952	*37139D	" dip left (L.H.)	1951-52	*50445K	"	1951-52	34055A
Distributor	1946-49	*410700	Head, Export			Panel	1946-52	*31285A
"	1950-52	40135E/H	R.H.D., dip left ..	1947-48	*50262A	Starting motor	1946-49	76428A
Fuse box	1948-52	*385221	L.H.D., dip right ..	1949-52	*50445K	"	1949-50	76404B
"	1952	033240	Head, Export Europe			"	1951-52	76427B
Generator	1946-49	*22446A	(not France)	1947-48	*B50262A	Stop lamp	1946-52	31281B
"	1950-52	*22435A/B	ditto	1949-52	*A50445K	Spring	—	315543
"	1952	*22456A/B	Head, Export France ..	1947-48	*B50445K	Warning light (ignition) ..	1946-50	*38015B
Horn	1946-52	*069213	Side	1951-52	*50962A	"	1951-52	38046A
Inspection lamp sockets ..	1946-52	39507A	Stop tail and number plate			Windshield wipers		
			"	1950-52	*52154A	Motor	1946-52	*75027A
			"	1950-52	*52079A	Arm	1946-52	*735061
			"	1947-48	*53288B	Blade	1946-52	727802
			"	1949	*53008D			
			"	1950-52	*53063B			

KARRIER 'Gamecock' (Municipal and Industrial) 1953-60

Battery (Petrol)	1953-59	GT11A	LAMPS—continued			Trafficators	1954-55	*053830
" (Diesel)	1960	BT11A	Head, Export France ..	1953-55	*51341A	"	1955-59	54050A
Coil, ignition	1953-55	STXT19E	"	1956-60	*51341B/E	Warning light (direction		
Control box	1953-54	*45012A/D	"	1960	58231A/E	indicator) (when fitted)	1959-60	38191A
"	1955-59	*45054D/M	Number plate illumination	1955-60	53343A	Windshield wipers		
Distributor	1953	*37139D	Side	1953-60	52139A/F	Motor	1953-58	75144A
"	1954	37183A/H	Stop tail and number plate	1953-54	*53063B	"	1959-60	75289B
"	1954	37183K & L	Stop tail	1955-60	53178E/J	"	1960	75398A
"	1954	*40305D	Reflex reflector	1955-60	52003A	Wheelbox	1953-58	72560A/K
"	1954	40359A/B	Starting motor	1953-54	26086A	"	1959-60	72660A
"	1954	40359D/F	(Petrol)	1955-60	26094A	Crosshead and rack assy.		
Flasher unit (when fitted)	1957	*35003A	(Diesel, serviced by			Cut to 40"	1953-58	736307
"	1958-60	35010A	C.A.V.)	1955-58	1340010	Crosshead and rack assy.	1959-60	743722
"	1958-60	033239	ditto	1959-60	1320061	Outer casing		
"	1958-60	*37137A	Steering column control ..	1955-60	32937A/B	Motor to wheelbox ..	1953-58	739833
"	1958-60	*22456A/B	Suppressor (G.P.O.) ..	1953-59	78106A	ditto (left hand) ..	1959-60	743708
"	1955-56	*22483A	SWITCHES			ditto (right hand) ..	1959-60	743709
"	1957-59	*22483D	Battery master (G.P.O.)	1953-59	76605A/B	Wheelbox to wheelbox	1953-58	*739979
"	1960	22489B/D	Dipper	1955-60	31284A/D	End tube	1953-58	740031
Horn	1955-56	*069213	Flasher (when fitted) ..	1957-60	31564A/D	"	1959-60	740746
Low note (alternative) ..	1955-56	*69011J	Heater (Diesel)	1959-60	31425A/B	Ferrule, casing retaining	1957-58	738410
High note (optional)	1956-60	69046A/F	Knob	1953-54	54330528	Grommet, wheelbox ..	1953-58	734458
"	1956-60	69047A/F	Horn push and dipper ..	1953-54	*31325A	Arm, left hand	1953-56	*737629
Horn relay (when twins			Lighting and ignition or			"	1957-58	742275
fitted)	1956-60	*33116B	main	1953-60	31194A/E	"	1959-60	741845
Junction box	1957-60	78265A	Knob	—	316285	"	1960	54711558
LAMPS			Solenoid, starting motor	1953-60	*76411D/E	"	1953-58	742275
Flasher (optional)	1957-60	52314A	Solenoid operating			"	1959	*741294
Head, Home			(Petrol)	1955-60	31115A/E	"	1953-56	*737628
R.H.D., dip left ..	1953-55	51336A	Knob	—	*317315	"	1957-58	742274
"	1956-60	51336B/J	(Diesel, serviced by			"	1959-60	741844
Head, Export			C.A.V.)	1955-58	1823410	"	1950	54711557
R.H.D., dip left ..	1953-55	51336A	(Diesel)	1959-60	31810A	"	1953-58	742275
"	1956-60	51336B/J	Knob	—	*317315	"	1959	*741295
L.H.D., dip right ..	1953-54	*51337A	Trafficator (when fitted)	1954-60	31379A	Blade	1953-58	727759
"	1955	*51337B	" (G.P.O.)	1953-54	031046	"	1959-60	737897
"	1956-59	*51337D/E	Windshield wiper	1955-59	031296	"	1959	737883
"	1959-60	*51337F/K	"	1955-60	31248A/B	Plug, 8-pin	1953-58	809797
Head, Export Europe			Knob	1960	34266A	Socket, 8-point	1953-58	809798
(not France)	1953-55	51339A	"	1955-56	*316366			
ditto	1956-59	51339B/H	"	1957-60	312954			
ditto	1959-60	58230A/E						

§ FUEL INJECTION EQUIPMENT
(Rootes TS3 Engine 1955-58)

Unit	Year	Part No.	Unit	Year	Part No.
Fuel pump	1955-58	NL3F80-97	Nozzle—continued	1957-58	BDLL10S6213
Governor	1955	LP9	Feed pump	1955-57	DFP3-13
"	1956-58	LPB25	"	1958	DFP3-26
Coupling	1955-57	FCB3	Venturi	1955-56	BEPKE85-99V
"	1958	FCB5	"	1957-58	BEPKE85-117
Nozzle holder	1955-58	BKBL52S656	Filter	1955	F2-9
Nozzle	1955-56	BDLL10S6134	"	1956-58	F2-13
(Perkins C305 Engine 1959-60)					
Fuel pump	1959	DPA3264003	Filter	1959	F4-3
"	1960	DPA3264035	"	1960	F4B-3
Nozzle holder	1959-60	BKB32S630	Thermostart	1959-60	285-2A
Nozzle	1959-60	BDL110S6267			

* See Supersession Chart
R.H.D. .. Right hand drive

§ Serviced by C.A.V. Ltd.

L.H. .. Left hand

R.H. .. Right hand

L.H.D. .. Left hand drive

Note. Before ordering Steering Column Controls refer to the detailed parts section (P)



Equipment Specification

KARRIER-LAGONDA

KARRIER 1¼/1½ ton Passenger Chassis 1957-60

Unit	Year	Part No.	Unit	Year	Part No.	Unit	Year	Part No.
Battery	1957-60	STXWT 19E	LAMPS—continued			SWITCHES—continued		
Coil, ignition	1957-60	*45054 D/M	Head, Export Europe (not France)	1957-59	51339B/H	Solenoid operating (Diesel, serviced by C.A.V.)	1957-60	1823410
Control box	1957-59	37183H	ditto Later	1959-60	58230A/E	Starting motor (Petrol)	1957-60	76423A
Distributor	1957-59	40491A/B	Head, Export France	1960	58231A/E	Coupling	1957-58	764428
Fuse box	1960	40667A	Number plate illumination	1957-60	53343A	Windshield wiper	1959-60	764466
Generator	1957-59	033239	Side	1957-60	52139F	Knob Later	1960	31248B
Horn	1957-59	*22483D	Stop tail	1957-60	53178F/J	Terminal block	1959-60	312954
Low note Later	1957-60	22489B/D	Reflex reflector	1957-60	57073B	Warning light (ignition)	1957-60	*38065A
High note (optional)	1959-60	*069213	Starting motor (Petrol)	1957-60	25521D	Windshield wipers		
Horn relay (when twins fitted)	1959-60	*33116B	" " (Diesel)	1957	26133B	Motor	1957-60	75144A
LAMPS			" " Later	1958-60	26133D/E	Wheelbox	1957-60	72655A
Head, Home R.H.D., dip left	1957-60	51336B/J	Steering column control	1957-60	26133H & K	Crosshead and rack assy.	1957-60	736307
Head, Export R.H.D., dip left	1957-60	51336B/J	Suppressor	1957-60	32937A/B	Outer casing		
L.H.D., dip right	1957-59	*51337D/E	SWITCHES		78106A	Motor to wheelbox	1957-60	739844
" " " " Later	1959-60	*51337F/K	Dipper	1957-60	31284A/D	Wheelbox to wheelbox	1957-60	739972
			Heater (Diesel, serviced by C.A.V.)	1957-60	1823420	End tube	1957-60	740031
			Ignition and lighting or main	1957-60	*31288A/D	Ferrule, casing retaining	1957-60	73802A
			Knob	—	316285	Arm, left hand	1957-60	737496
			Panel	1957-60	31248B	" right hand	1957-60	737495
			Knob	1957	*316365	Blade	1957-60	727803
			" " " " Later	1957-60	313655			

§ FUEL INJECTION EQUIPMENT

(Rootes TS3 Engine 1957-58)

Unit	Year	Part No.	Unit	Year	Part No.
Fuel pump	1957-58	NL3F80-97	Nozzle	1957-58	BDLL10S6213
Governor	1957-58	LPB25	Feed pump	1957	DFP3-13
Coupling	1957	FCB-3	" " " "	1958	DFP3-26
" " " "	1958	FCB-5	Venturi	1957-58	BFPKE85-117
Nozzle holder	1957-58	BKBL52S656	Filter	1957-58	F2-13

(Perkins C305 Engine 1959-60)

Fuel pump	1959	DPA3264003	Filter	1959	F4-3
" " " "	1960	DPA3264035	" " " "	1960	F4B-3
Nozzle holder	1959-60	BKB32S630	Thermostart	1959-60	285-2A
Nozzle	1959-60	BDL110S6267			

LAGONDA 2½ litre 1949-52

Ammeter	1951-52	36144A	LAMPS—continued			SWITCHES—continued		
Battery	1949-52	SG11E	Head, Export Europe (not France)	1949-50	*B50445K	Solenoid, starting motor	1949	76022B
Coil, ignition	1949-52	*45012A/D	ditto Later	1951-52	*50963A	ditto	1949-52	*76411D
Control box	1949-52	37105A	Head, Export France	1951-52	*50962A	Solenoid operating	1949-52	*31071A
" " " " Later	1952	*37139D	Number plate illumination	1949-52	53093E	Stop lamp	1949-52	31281B
Distributor	1949-50	40125A/D	Reverse tail	1949-52	52120D	Trafficator	1949-52	031046
" " " "	1951-52	40125E/F	Side	1949-52	52047A	Windshield wiper	1949-52	*31322A
" " " " Later	1952	40264A/B	Stop tail	1949	*53082B	Terminal block	1951-52	37082A
Fuse box	1949-52	*37107A	" " " "	1950-52	53194B	" " " " (U.S.A.)	1951-52	37101A
Generator	1949-52	23000A/J	Petrol reserve valve	1949-52	78006A	Trafficators	1949-52	*54039A
Horn	1952	*22462A/E	Starting motor	1949-50	*270244	Warning lights		
Low note	1949-52	*69021A	" " " " Later	1950-52	26043A	Choke	1949-52	*38019B
High note	1949-52	*69022A	Steering column control	1949-52	32756A	Ignition	1949-52	*38013B
LAMPS			SWITCHES			Petrol reserve	1949-52	*38042A
Fog	1949-52	*55055B	Battery Master	1949-52	*76604A	Windshield wipers		
Head, Home R.H.D., dip left (L.H.)	1949-50	*50445K	Choke warning light	1949-52	*31323A	Motor	1949-50	*75062J
" " non-dip (R.H.)	1949-50	*50446K	Dipper	1949-52	31284A	" " " " Later	1951-52	*75062K
" " dip left	1951-52	*50954A	Foglamp	1949-52	*31320A	Wheelbox	1952	75161A
Head, Export R.H.D., dip left	1949-50	*50445K	Ignition and lighting	1949-52	*34018A	Crosshead and rack assy.	1949-52	*72548A/K
L.H.D., dip right	1951-52	*50954A	Interior light	1949-52	*31276A	Cut to 55 1/8"	1949-52	738223
" " " "	1949-50	*A50445K	Panel	1949-52	*31321A	Outer casing		
" " " "	1951-52	*50804D	Petrol gauge	1949-52	31295A	Motor to wheelbox	1949-52	739858
			Petrol reserve	1949-52	*31319A	Wheelbox to wheelbox	1949-52	*739956
			Reverse lamp	1949-52	*31077A	End tube	1949-52	740031
						Arm	1949-52	*736418
						Blade	1949-52	736414

LAGONDA 3 litre Saloon and Coupé 1954-58

Ammeter	1954-58	36144A	Horn			LAMPS—continued		
Battery	1954-58	SG11E	Low note	1954-57	*69011F	Head, Export U.S.A.	1956-57	51067B
(Export)	1954-58	STGW11E	High note	1958	69046F	Head, Export Mexico	1956-58	51482E
Coil, ignition	1954-58	*45012D	" " " "	1954-57	*69012F	Number plate illumination		
Control box	1954-55	*37139D	Horn relay	1958	69047F	and reverse	1954-58	53097E
" " " " Later	1955-58	37183A/H	Inspection lamp sockets	1954-58	33135B	Side (2-door)	1954-55	52139B
Distributor	1954-58	40125F	LAMPS			" " " " (4-door)	1955	*52162B
Flasher relay	1955-58	33117A/D	Fog	1954-58	*55055B/D	Side and flasher	1956-58	52240D
" " (headlamp)	1958	*33116B	Head, Home R.H.D., dip left	1954-55	51065A	Stop tail	1954-55	53174E
Flasher unit	1958	35010A	" " " " Later	1956-58	51560A	Stop tail and flasher	1955-58	53330A/D
Fuse box	1954-55	*37130A	Petrol reserve valve	1954-57	78006A	Petrol reserve valve	1954-57	78006A
" " " "	1955-58	*37137A	Head, Export R.H.D., dip left	1954-55	51065A	" " " "	1958	78034A
" " " " (horn)	1954-58	*37107A	" " " "	1956-58	51560A	Starting motor	1954-58	26043A
Generator	1954-58	*22462A/E	Head, Export R.H.D., dip left	1956-58	51560A	Steering column control	1954-58	32756A
			" " " "	1956-58	51561A	Slip ring	1954-58	348048
						Suppressor	1954-58	78105A



LAGONDA 3 litre Saloon and Coupé 1954-58—continued

Unit	Year	Part No.	Unit	Year	Part No.	Unit	Year	Part No.
SWITCHES			SWITCHES—continued			Windshield wipers		
Battery master	1954	*76604A	Solenoid, starting motor	1954-58	*76411D/E	Motor	1954-58	*75236A
"	1955-58	76605A	Solenoid operating ..	1954-58	*31071A	Wheelbox	1954-58	72639D
Dipper	1954-55	31284A	Stop lamp	1954-58	31281B	Crosshead and rack assy.		
Foglamp	1954-58	*31320A/B	Trafficator	1954	031046	Cut to 49 1/2"	1954-58	741264
Heater	1954-58	*31328A	Under-bonnet light ..	1955-57	*31327A	Outer casing		
Ignition and lighting ..	1954-58	*34018A/B	"	1958	*31532A	Motor to wheelbox ..	1954-58	740867
Interior light	1954	*31276A	Windshield wiper	1954-58	*31302A	Wheelbox to wheelbox	1954-58	740782
"	1958	*31327A	Knob	—	316646	End tube	1954-58	740746
Map light	1955-58	*31536A	Terminal block	1954-58	37101A/B	Ferrule, casing retaining	1954-58	740715
Panel	1954-55	*31321A	Trafficators	1954-55	54044D	Arm	1954	*741300
"	Later	1955				"	1955	745075
Knob	—	768913	Warning lights			"	Later	1955-57
Petrol and oil gauge ..	1954-58	31295B	Ignition	1954-58	*38013B	"	1958	745080
Petrol reserve	1954-58	*31319A	Petrol	1954-58	*38042A	Blade	1954-55	738734
Reverse lamp	1954-58	*31077D/E				"	Later	1955-58
								738735

LAMBOURNE, C. F. 'Lamb-Kar' 1952-54

Unit	Year	Part No.	Unit	Year	Part No.	Unit	Year	Part No.
Battery	1952-54	GU11E	LAMPS			SWITCHES		
Fuse box	1952-54	*385211	Side	1952-54	52139B	Ignition	1952-54	31201B
Horn	1952-54	*069239	Tail and number plate ..	1952-54	*53140B	Knob	—	314026
Horn push	1952-54	31269A	Panel light bulb holder ..	1952-54	39007A	Windshield wipers		
						Motor	1952-54	*75121A
						Arm	1952-54	*735045
						Blade	1952-54	727802

LANCHESTER 10 h.p. LD10 1946-51

Unit	Year	Part No.	Unit	Year	Part No.	Unit	Year	Part No.
Battery	1946-51	SG9A	LAMPS—continued			SWITCHES—continued		
Coil, ignition	1946-51	*45012A/D	Head, Export			Panel	Later	1951
Control box	1946-50	*37031A	Vertical dip	1948-51	50654A	Knob	—	31113A
"	1951	37057E	Number plate illumination	1946-47	*53045B	Starting motor	1946-51	76428A
Distributor	1946-47	*409929	"	1948	*53061A	Stop lamp	1946-51	31281B
"	1948-51	40112A	Side	1946-47	52057A	Spring	—	315543
Generator	1946-51	22449B	"	1948	*52078A	Trafficators	1946-50	*54014D
"	Later	22449D	Stop tail	1951	52057A	"	1951	*54041A
Horn			Mirror	1946-51	53173B	Windshield wipers		
Low note	1946-50	*69021A	Starting motor	1946-51	*62007A	Motor	1946-51	†75066A
High note	1951	*69011F	Steering column control ..	1946-51	*25000A/D	Clutch housing	1946-51	737085
"	1946-50	*69022A			32711A/F	Bracket, with shaft and		
"	1951	*69012F	SWITCHES			coupling	1946-50	735395
Inspection lamp sockets ..	1946-51	301187	Battery master	1951	76605B	Shaft, short	1946-50	737243
LAMPS			Dipper	1946-51	31284A	Coupling	1946-50	729036/S
Fog	1951	*55029E	Heater or fan	1951	*78221A	Grommet, housing	1946-50	734181
Head, Home	1946	*50098A	Knob	—	768378	Arm	1946-51	*735050
"	Later	*50211A	Ignition and lighting ..	1946-51	*344890	Blade	1946-51	727707
"	1948-51	*50623A	Panel	1946-50	*359350			
			Knob	1951	*78235A			
					768378			

LANCHESTER 14 h.p. 1952-53

Unit	Year	Part No.	Unit	Year	Part No.	Unit	Year	Part No.
Battery	1952-53	GT11A	LAMPS—continued			SWITCHES—continued		
Coil, ignition	1952-53	*45012A/D	Head, Export Europe			Solenoid operating ..	1952-53	31115A
Control box	1952-53	*37138A/B	(not France)	1952-53	*50963A	Knob	—	*317335
Distributor	1952-53	40294A/B	ditto	Later	1953	Stop lamp	1952-53	31281B
"	Later	40337A/D	Head, Export France ..	1952-53	*50962A	Spring	—	315543
Flasher unit	1953	*35003A	"	Later	1953	Windshield wiper ..	1952-53	31113A
Fuse box	1952-53	033239	Number plate and reverse	1952-53	53161D	Knob	—	*316491
Generator	1952-53	22258D	Side	1952-53	53210D	Terminal block	1952-53	37101A
Horn			Side and flasher (U.S.A.)	1952-53	*52162A	Trafficators	1952	*54041A
Low note	1952-53	*69011F	Stop tail	1952-53	53199B	Windshield wipers		
High note	1952-53	*69012F	Stop tail and flasher			Motor	1952-53	75152A
Inspection lamp sockets ..	1952-53	38604A	(U.S.A.)	1952-53	53153E	Wheelbox	1952-53	*72548A/K
Junction box	1952-53	78266A	Starting motor	1952-53	25521B/D	Crosshead and rack assy.		
"	Later	78264A	Steering column control ..	1952-53	32866A/H	Cut to 45 1/2"	1952-53	736307
LAMPS			SWITCHES			Outer casing		
Head, Home	1952	*50623A	Dipper	1952-53	31284A	Motor to wheelbox ..	1952-53	*739907
Non-dip	1953	*50954A	Heater or fan	1952-53	78250A	Wheelbox to wheelbox	1952-53	739937
Dip left	1953	*51336A	Knob	—	768863	End tube	1952-53	740031
"	Later		Ignition and lighting ..	1952-53	31194A	Grommet, wheelbox ..	1952-53	734652
Head, Export			Knob	—	316287	Arm, left hand drive ..	1952-53	*737603
Vertical dip	1952-53	50654A	Panel	1952-53	31113A	"	1952-53	*737602
L.H.D., dip right	1952-53	*50804D	Knob	—	316492	Arm, right hand drive ..	1952-53	*737602
"	Later	1953	Reverse lamp	1952-53	31281B	Blade	1952-53	*738719
			Solenoid, starting motor	1952-53	*76411D	"	Later	1953
								738724

LANCHESTER 'Sprite' 1955-56

Unit	Year	Part No.	Unit	Year	Part No.	Unit	Year	Part No.
Ammeter	1955-56	36224A	Flasher unit (U.S.A.) ..	1955-56	*35003A	Horn		
Battery	1955-56	GT7A	Flasher relay (U.S.A.) ..	1955-56	33117D	Low note	1955-56	69046B/E
Coil, ignition	1955-56	*45054H	Fuse box	1955-56	033239	High note	1955-56	69047B/E
Control box	1955-56	37182D/F	Generator	1955-56	22258D	Inspection lamp sockets ..	1956	38604A
Distributor	1955-56	*40507A/D	"	Later	22258E	Junction box	1955	78266A
"	Later	40547A/D						

* See Supersession Chart

† No longer available—refer to Wiper Conversion Set Section

L.H.D. . . . Left hand drive

continued

Note. Before ordering Steering Column Controls refer to the detailed parts section (P)



LANCHESTER 'Sprite' 1955-56—continued

Unit	Year	Part No.	Unit	Year	Part No.	Unit	Year	Part No.
LAMPS			Starting motor	1955-56	25058D	SWITCHES—continued		
Driving	1955	55132A	Steering column control ..	1955-56	32969B	Windshield wiper ..	1955	*31557A
Fog	1955	55128A				Knob	1956	*31498A
Head, Home			SWITCHES			Trafficators	1955-56	316371
R.H.D., dip left ..	1955	51336A	Blower	1955-56	*31557A	Warning lights	1955-56	54044E
Head, Export ..	1956	51336B/J	Knob		312897	Gear selection	1955-56	*38153A
R.H.D., dip left ..	1955	51336A	Dipper	1955-56	31284A	Oil pressure	1955-56	38144A
L.H.D., dip right ..	1956	51336B/J	Ignition and lighting ..	1955-56	31194D	Trafficator	1955-56	38143A
Head, Export Europe (not France) ..	1955	*51337B	Knob	1955	316435	Windshield wipers		
ditto	1956	*51337D/E	Panel	1955-56	78299B	Motor	1955-56	*75200A
Head, Export France ..	1955	51339A	Knob	1955-56	313600	Wheelbox	1955-56	72660A
ditto	1956	51339B/H	Reverse lamp	1955-56	31281B	Crosshead and rack assy.	1955-56	*743231
Head, Export France ..	1955	*51341A	Switch circuit breaker (Borg Warner transmission) ..	1956	*31077E	Outer casing	1955-56	743149
Number plate illumination and reverse ..	1955-56	53161D	Solenoid, starting motor ..	1955-56	*76411E	Motor to wheelbox ..	1955-56	744150
Side	1955-56	53210D	Solenoid operating ..	1955-56	31115E	Wheelbox to wheelbox	1955-56	740746
Side and flasher (U.S.A.) ..	1955-56	*52162E	Knob		*317379	End tube	1955-56	740746
Stop tail and flasher ..	1955-56	53410B	Stop lamp	1955-56	31082E	Arm, left hand drive ..	1955-56	745072
						right hand drive ..	1955-56	745071
						Blade	1955-56	738724

LANCIA 'Appia' and 'Flamina' Coupés 1959-60

Unit	Year	Part No.	Unit	Year	Part No.	Unit	Year	Part No.
LAMPS			Windshield wipers ('Appia')			Windshield wipers—cont'd		
Stop tail and flasher ('Appia', U.S.A.) ..	1959-60	53541A	Motor	1959-60	75213A	Outer casing	1959-60	744327
('Flamina')	1959-60	53639A	Wheelbox	1959-60	72699B	Motor to wheelbox ..	1959-60	744217
(" U.S.A.) ..	1959-60	53710A	Crosshead and rack assy.	1959-60	*743212	Wheelbox to wheelbox	1959-60	740746
						End tube	1959-60	740746
						Arm	1959-60	743527
						Blade	1959-60	737897

LARMAR ENGINEERING Invalid Carriage 1948-54

Unit	Year	Part No.	Unit	Year	Part No.	Unit	Year	Part No.
Ammeter	1948-50	*369076	LAMPS			SWITCHES		
Battery	1952-54	SG9E	Head	1948-54	50129A	Ignition and lighting ..	1948-49	34055A
Coil, ignition	1948-50	*45036A	Side	1948-54	*A52066A	Solenoid, starting motor ..	1952-54	76022B
Distributor	1948-50	40079D	Tail and number plate ..	1948-54	*A53056A	Solenoid operating ..	1952-54	*31071A
Horn	1948-54	069343	Mirror	1949-54	*62003A	Windshield wipers		
Horn push	1948-54	76205A	Regulator	1948-49	*33018A	Motor	1948-54	*75127A
			Starting motor	1952-54	25032A	Arm	1948-54	*735031
						Blade	1948-54	727801

LAYTON SPORTS CARS 'Iomar' (T.V.R.) 1959-60

Unit	Year	Part No.	Unit	Year	Part No.	Unit	Year	Part No.
Ammeter	1959-60	*36117B	LAMPS—continued			SWITCHES—continued		
Battery	1959-60	BT7A	Flasher, rear (U.S.A.) ..	1959-60	53600A/E	Lighting	1959-60	*31251A
Bulb holder, warning light	1959-60	*54940878	Head, Home	1959-60	51336B/J	Knob		316154
Bulb		281	Head, Export U.S.A. ..	1959	58493A	Panel light	1959-60	31201D
Coil, ignition	1959-60	*45054J/M		1960	58618A	Knob		314026
Control box (Climax Engine) ..	1959-60	37298A/B	Number plate illumination	1959-60	53093B	Solenoid, starting motor ..	1959-60	*76411E
(Ford Engine)	1959-60	37182H	Panel	1959-60	52405B	ditto .. Later	1960	*76445A
ditto .. Later	1960	37182J & K	Side	1959-60	*52182D	Stop lamp	1959-60	31082E
Distributor (Climax Engine) ..	1959-60	40565B	Stop tail and reflex ..	1959-60	53377B	Windshield wiper ..	1959-60	31201D
(Ford Engine)	1959-60	40402J	Starting motor (Climax Engine) ..	1959-60	25063E/F	Knob		314026
Flasher unit	1959-60	35011A	(Ford Engine)	1959	25022M	Warning lights		
Fuse box	1959-60	37110A		1960	25022N/Q	Flasher	1959-60	38192A
Generator (Climax Engine) ..	1959-60	22290A/E	Steering column control ..	1959-60	33553A	Main beam	1959-60	38190A
(Ford Engine)	1959-60	22258E/H	Stator tube		54300350	Windshield wipers		
Horn Low note	1959-60	69046F	SWITCHES			Motor	1959-60	75296E
High note	1959-60	69047F	Dipper	1959-60	31780D	Wheelbox	1959-60	72694A
Horn relay	1959-60	33188A	" (U.S.A.)	1959-60	31800A	Crosshead and rack assy.	1959-60	*743214
LAMPS			Fan	1959-60	31201D	Outer casing		
Flasher, front and rear ..	1959-60	52337A	Knob		314026	Motor to wheelbox ..	1959-60	54711025A
Flasher, front (U.S.A.) ..	1959-60	52345A	Flasher	1959-60	31476A	Wheelbox to wheelbox	1959-60	54711026A
			Ignition and starting ..	1959-60	31912A	End tube	1959-60	740746
						Arm	1959-60	745650
						Blade	1959-60	737897

LEA FRANCIS 14 h.p. 1946-54

Unit	Year	Part No.	Unit	Year	Part No.	Unit	Year	Part No.
Ammeter	1949-54	36052B	Fuse box	1949-54	*37107A	LAMPS—continued		
Battery	1946-50	SG11A	Generator	1946-49	*22447A	Fog	1951	*55055B
Coil, ignition	1946-48	*45020A	"	1950-53	*22435A/B	"	1952-54	*55094A
Control arm (6 light Saloon) ..	1949	31143A	" Later	1953-54	*22456A/B	Head, Home		
Control box	1946-48	*37032A	Horn Low note	1946-49	*69002B	R.H.D., dip left (L.H.) ..	1946-50	*50325A/B
"	1949	37065E	" Later	1949-54	*69011F	" non-dip (R.H.) ..	1946-50	*50326A/B
"	1950-54	*37076E	High note	1946-49	*69003B	" dip left (L.H.) ..	1950	*50445K
Distributor	1946-48	*405570	" Later	1949-54	*69012F	" Mk. V and VI)		
"	1949-53	*40148A/F	LAMPS			" non-dip (R.H., Mk. V and VI)	1950	*50446K
" Later	1953-54	40245B/D	Boot (Saloon)	1951-54	53163A	" dip left ..	1951	*50954A
			Fog	1946-50	*55010A	"	1952	50941A
						"	1953-54	51336A

* See Supersession Chart

L.H. .. Left hand R.H. .. Right hand L.H.D. .. Left hand drive R.H.D. .. Right hand drive

continued



LEA FRANCIS 14 h.p. 1946-54—continued

Unit	Year	Part No.	Unit	Year	Part No.	Unit	Year	Part No.
LAMPS—continued			Starting motor	1946-48	*255378	Windshield wipers		
Head, Export			ditto	1949	*255721	Motor (4 Light Saloon and Utility) ..	1946-50	†75066A
Vertical dip	1950	50349A/B	ditto (6 Light Saloon)	1949	*255378	" (6 Light Saloon)	1949	*75068K
R.H.D., dip left (Mk. V and VI)	1950	*50445K	Steering column control ..	1950-54	25521B/D	"	1950	*75063K
R.H.D., dip left	1951	*50954A	ditto (4 Light Saloon and Utility)	1946-48	322890	"	1951-52	*75063L
"	1952	50941A	ditto (6 Light Saloon)	1949-50	32738A	Clutch housing	1953-54	75158A
"	1953-54	51336A	ditto	1950	32738A	"	1946-50	735691
L.H.D., dip right	1950	*A50445K		1951-54	32845F	Bracket, with shaft and coupling	1946-50	735395
"	1951-52	*50804D	SWITCHES			Shaft, short	1946-50	737243
"	1953-54	*51337A	Battery master	1946-54	76605B	Coupling	1946-50	729036/S
Head, Export Europe (not France)	1950	*B50445K	Foglamp	1946-54	31201B	Link	1946-50	737274
ditto	1951-52	*50963A	Knob	—	314403	Wheelbox	1949	72560A/K
ditto	1953-54	51339A	Heater or fan	1950-53	*78211A	"	1950-54	*72548A/K
Number plate illumination (Saloon Mk. V and VI)	1946-50	*53064A	Knob	—	768473	Crosshead and rack assy.		
Number plate illumination (Estate Car)	1951-54	53097E	Ignition and lighting ..	1946-54	*34026D	Cut to 49 1/8"	1949	738499
Roof	1946-52	*56017B	Panel	1946-48	314026	" " 44 1/8"	1950	736307
Side	1946-48	*52042A	Knob	—	31024A	" " 49 1/8"	1951-54	738499
" Later	1948	52070A	Reverse lamp	1949-54	*31068A	Outer casing		
"	1949-50	*52092A	Knob	1949-50	*314665	Motor to wheelbox ..	1949	*739832
"	1951-54	52160A	Reverse lamp (6 Light Saloon)	—	—	"	1950	739868
" (Mk. V and VI)	1950	52151B	Reverse lamp	1949-50	*31077A	"	1951-52	*739855
" (Mk. V and VI, U.S.A.)	1950-54	*52130A	Reverse lamp	1951-54	*31077A	Wheelbox to wheelbox	1949	*739971
Stop tail	1948	*53091A	Solenoid, starting motor	1946-49	*760080	"	1950-54	*739960
Stop tail and flasher (Mk. V and VI, U.S.A.)	1950	53183B	Reverse lamp	1950-54	*76411D	End tube	1949-54	740031
Stop tail and reverse	1950-52	53203B	Solenoid operating	1946-48	*31071A	Grommet, housing ..	1946-50	733874
" Later	1952-53	53198B	"	1949-53	*317063	" scuttle	1946-50	729378
Mirror	1946-48	*580785	Stop lamp	1953-54	*31318A	" wheelbox	1949	734458
"	1949	*62030A	Spring	1946-54	31281B	"	1950	735824
"	1950-54	*062574	Windshield wiper	—	315543	Arm (4 Light Saloon and Utility)	1946-50	*735050
Panel light bulb holder	1950-54	39007A	Knob	1949-54	*31201B	" (6 Light Saloon) ..	1949	*736418
Relay, side lamp ..	1949-54	33052A	Trafficators	1946-49	*314691	"	1951-54	*736418
			"	1950-54	*54018D	Blade (4 Light Saloon and Utility) ..	1946-50	727707
			Warning lights		*54039A	" (6 Light Saloon) ..	1949	736428
			Ignition	1946-48	*318505	"	1951-52	736428
			"	1949-54	*38013B	"	1953-54	736412
			Side lamp	1949-54	*38042A			

LEA FRANCIS 18 h.p. 4 Light Saloon 1951-54

Ammeter	1951-54	36052B	LAMPS—continued			SWITCHES—continued		
Battery	1951-54	GT11A	Head, Export Europe (not France)	1951-52	*50963A	Solenoid, starting motor	1951-54	*76411D
Coil, ignition	1951-54	*45012A/D	ditto	1953-54	51339A	Solenoid operating ..	1951-52	*317063
Control box	1951-54	*37076E	Number plate illumination	1951	*53111A	Stop lamp	1951-54	31281B
Distributor	1951-52	40206D/E	Roof	1952-54	53097E	Spring	—	315543
" Later	1952-54	40239A/B	Side	1951	*56017B	Windshield wiper ..	1951-54	31201B
Flasher unit	1952-54	*35003A	" (U.S.A.)	1952-54	56047A	Knob	—	*314691
Fuse box	1951-54	*37107A	Stop tail	1951	52160A	Trafficators	1951	*54018D
Generator	1951-52	*22435A/B	Stop tail and flasher (U.S.A.)	1952-54	*52130A	"	1952-54	*54039A
" Later	1952-53	*22456A/B	Stop tail and reverse	1953-54	53199B	Warning lights		
Horn			"	1953-54	53153E	Ignition	1951-54	*38013B
Low note	1951-54	*69011F	Mirror	1952-54	53198B	Side lamp	1951-54	*38042A
High note	1951-54	*69012F	Panel light bulb holder	1951-54	*062574	Windshield wipers		
LAMPS			Relay, side lamp	1951-54	39007A	Motor	1951-52	*75063L
Boot	1951-54	53163A	Starting motor	1951-54	33052A	"	1953-54	75158A
Fog	1951-54	*55094A	Steering column control ..	1952-54	26045A	Wheelbox	1951-54	*72548A/K
Head, Home			" Later	1952-54	26041A/B	Crosshead and rack assy.		
R.H.D., dip left ..	1951-52	*50954A	SWITCHES			Cut to 49 1/8"	1951-54	738499
" Later	1952	50941A	Battery master	1951-54	76605B	Outer casing		
"	1953-54	51336A	Foglamp	1951-54	31201B	Motor to wheelbox ..	1951-52	*739855
Head, Export			Knob	—	314403	"	1953-54	*739907
R.H.D., dip left ..	1951-52	*50954A	Heater or fan	1951-53	*78211A	Wheelbox to wheelbox	1951-54	*739960
" Later	1952	50941A	Knob	—	768473	End tube	1951-54	740031
"	1953-54	51336A	Ignition and lighting ..	1951-54	*34026D	Arm	1951-54	*736418
L.H.D., dip right ..	1951-52	*50804D	Panel	1951-54	*31024A	Blade	1951-52	736428
"	1953-54	*51337A	Reverse lamp	1951-54	*31077A	"	1953-54	736412

LEA FRANCIS 18 h.p. 6 Light Saloon 1950-53

Ammeter	1950-53	36052B	LAMPS—continued			LAMPS—continued		
Battery	1950-53	GT11A	Fog	1952-53	*55094A	Number plate illumination	1950-53	53100A
Coil, ignition	1950-53	*45012A/D	Head, Home			Roof	1951	*56017A
Control box	1950-53	*37076E	R.H.D., dip left (L.H.)	1950	*50445K	"	1952-53	56047A
Distributor	1950-52	40206D/E	" non-dip (R.H.)	1950	*50446K	Side	1950-53	52151B
" Later	1952-53	40239A/B	" dip left	1951-53	*50954A	" (U.S.A.)	1950-53	*52130A
Flasher unit	1952-53	*35003A	" Later	1953	51336A	Stop tail (U.S.A.) ..	1950	*53145B
Fuse box	1950-53	*37107A	Head, Export			Stop tail and flasher		
Generator	1950-52	*22435A/B	R.H.D., dip left ..	1950	*50445K	(U.S.A.)	1953	53153E
" Later	1952-53	*22456A/B	"	1951-53	*50954A	Stop tail and reverse	1950	*53143B
Horn			" Later	1953	51336A	"	1950	53203B
Low note	1950-53	*69011F	L.H.D., dip right ..	1950	*A50445K	"	1951-53	53198B
High note	1950-53	*69012F	"	1951-53	*50804D	"	1950-53	*062574
LAMPS			" Later	1953	*51337A	Panel light bulb holder	1950-53	39007A
Bonnet	1952-53	53163A	Head, Export Europe (not France)	1950	*B50445K	Relay, side lamp ..	1950-53	33052A
Fog	1950	*55063B	ditto	1950	*50963A	Starting motor	1950-52	26045A
"	1951	*55055B	ditto Later	1951-52	51339A	Steering column control ..	1952-53	26041A/B
				1953		"	1950	32738A
							1951-53	32845F

* See Supersession Chart
L.H.D. .. Left hand drive

† No longer available—refer to Wiper Conversion Set Section
R.H.D. .. Right hand drive

L.H. .. Left hand R.H. .. Right hand

Note. Before ordering Steering Column Controls refer to the detailed parts section (P)



LEA FRANCIS 18 h.p. 6 Light Saloon 1950-53—continued

Unit	Year	Part No.	Unit	Year	Part No.	Unit	Year	Part No.
SWITCHES			SWITCHES—continued			Windshield wipers—cont'd		
Battery master	1950-53	76605B	Windshield wiper ..	1950-53	31201B	Crosshead and rack assy.		
Foglamp	1950-53	31201B	Knob	—	*314691	Cut to 44 1/2"	1950	736307
Knob	—	314403	Trafficators	1950-51	*54018D	" " 49 1/2"	1951-53	738499
Heater or fan	1950-52	*78211A	"	1952-53	*54039A	Outer casing		
Knob	—	768473	Warning lights			Motor to wheelbox ..	1950	739868
Ignition and lighting	1950-53	*34026D	Ignition	1950-53	*38013B	" "	1951-52	*739855
Panel	1950-53	*31024A	Side lamp	1950-53	*38042A	" "	1953	*739907
Reverse lamp	1950-53	*31077A	Windshield wipers			Wheelbox to wheelbox	1950-53	*739960
Solenoid, starting motor	1950-53	*76411D	Motor	1950	*75063K	End tube	1950-53	740031
Solenoid operating ..	1950-52	*317063	"	1951-52	*75063L	Grommet, wheelbox ..	1950	735824
"	1953	*31318A	"	1953	75158A	"	1951-53	733874
Stop lamp	1950-53	31281B	Wheelbox	1950-53	*72548A/K	Arm	1950-53	*736418
Spring	—	315543				Blade	1950-52	736428
						"	1953	736412

LEA FRANCIS 1 1/2 litre Sports 1949: 2 1/2 litre Sports 1950-54

Unit	Year	Part No.	Unit	Year	Part No.	Unit	Year	Part No.
AMMETER			LAMPS—continued			SWITCHES—continued		
Ammeter	1949-54	36052B	Head, Export Europe	1952	*50963A	Stop lamp	1949-54	31281B
Battery	1949	SG11A	(not France)	1952	*51339A	Spring	—	315543
Coil, ignition	1949-54	*45012A/D	ditto	1953-54	*56021A	Windshield wiper ..	1950-54	31201B
Control box	1949	37065E	Map reading	1949	*53097E	Knob	—	*314691
Distributor	1950-54	*37076E	Number plate illumination	1949-54	*56017B	Trafficators	1949-50	*54018D
"	1949	*40148A/F	Roof	1949-50	*56047A	"	1951-54	*54039A
"	1950-52	40206D/E	Side	1950-54	52151B	Warning lights		
"	Later	40239A/B	(U.S.A.)	1953-54	*52130A	Ignition	1949-54	*38013B
Flasher unit	1952-54	*35003A	Stop tail and number plate	1949	*53031D	Side lamp	1949-54	*38042A
Fuse box	1949-50	*37107A	Stop tail and reverse ..	1950	*53143B	Windshield wipers		
Generator	1949	*22447A	Stop tail	1951-54	53199B	Motor	1949	75051D
Horn	1950-52	*22435A/B	Mirror	1950-54	*062574	"	1950	*75063K
"	1953-54	*22456A/B	Panel light bulb holder ..	1949-54	39007A	"	1951-52	*75063L
Low note	1949	*69002B	Relay, side lamp	1949-54	33052A	"	1953-54	75158A
High note	1950-54	*69011F	Starting motor	1949	*255721	Coupling bar	1949	732191
"	1949	*69003B	"	1950-52	26045A	Bearing, passenger side	1949	731721
"	1950-54	*69012F	"	1952-54	26041A/B	Wheelbox	1950-54	*72548A/K
			Steering column control ..	1949-50	32738A	Crosshead and rack assy.		
			"	1951-54	32845F	Cut to 44 1/2"	1950	736307
						" " 49 1/2"	1951-54	738499
LAMPS			SWITCHES			Outer casing		
Fog	1952-54	*55094A	Battery master	1949-54	76605B	Motor to wheelbox ..	1950	739868
Head, Home			Foglamp	1949-54	31201B	" "	1951-52	*739855
R.H.D., dip left (L.H.)	1949-50	*50793B	Knob	—	314403	"	1953-54	*739907
" non-dip (R.H.)	1949-50	*50362F	Heater or fan	1950-53	*78211A	Wheelbox to wheelbox	1950-54	*739960
" dip left	1951-52	*50954A	Knob	—	768473	End tube	1950-54	740031
" " " Later	1952-53	50941A	Ignition and lighting ..	1949-54	*34026D	Grommet, wheelbox ..	1950	735824
" " " "	1953-54	51336A	Panel	1949-54	*31024A	"	1951-54	733874
Head, Export			Reverse lamp	1949-54	*31077A	Arm, left hand	1949	*732927
R.H.D., dip left ..	1952	*50954A	Solenoid, starting motor	1949	*760080	" right hand	1949	*732926
" " " Later	1952-53	50941A	"	1950-54	*76411D	"	1950-54	*736418
" " " "	1953-54	51336A	Solenoid operating ..	1949-52	*317063	Blade	1949	727784
L.H.D., dip right ..	1952-53	*50804D	"	1953-54	*317063	"	1950-52	736428
" " " " Later	1953-54	*51337A	"			"	1953-54	736412

LEWIS, H. T. Pedestrian Controlled Battery Vehicle 1951-55

Unit	Year	Part No.	Unit	Year	Part No.	Unit	Year	Part No.
Junction box	1951-55	78264A	LAMPS—continued			SWITCH		
LAMPS			Tail and number plate ..	1951-55	*53041B	Lighting	1951-55	31201B
Side	1951-55	52034A	2-pin plug	1951-55	545025	Knob	—	314026
			2-pin socket	1951-55	770419			

LIGHT DELIVERY VEHICLES 'Bi-Van' and Tri-Van' 1949-51

Unit	Year	Part No.	Unit	Year	Part No.	Unit	Year	Part No.
Alternator	1951	47068H	LAMPS			SWITCHES		
Battery	1949-51	PUW7E-4	Head, Home			Dipper	1949-50	*380521
Coil, ignition	1951	*45036A	('Bi-Van')	1949-51	*50306D	Ignition	1949-51	31246A
Horn	1949-51	*70001D	('Tri-Van')	1949-51	*50292D	Lighting	1949-51	*31254A
Horn push	1949-51	76204A	Side ('Tri-Van')	1949-51	A52036A			
Rectifier	1951	*47072A	Tail and number plate					
			('Bi-Van')	1949-51	*53140B			
			('Tri-Van')	1949-50	*A53007B			
			"	1951	*53133A			

LLOYD '650' Roadster 1948-50

Unit	Year	Part No.	Unit	Year	Part No.	Unit	Year	Part No.
Ammeter	1948-50	*364576	LAMPS			SWITCHES—continued		
Battery	1948-50	SG9E	Head, Home			Stop lamp	1948-50	31281B
Coil, ignition	1948-50	*45016A	Vertical dip (L.H.) ..	1948-50	*50647D	Spring	—	315543
Control arm	1948-50	31168A	Non-dip (R.H.) ..	1948-50	*50648B	Trafficators	1948-49	*54012A
Control box	1948-50	37081E/H	Stop tail and number plate	1948-50	*A53071B	"	1950	54037A
Distributor	1948-50	40094A/D	ditto (Export)	1948-50	*A53029A	Warning light (ignition)	1948-50	*38012B
Generator	1948-50	*22433A	Starting motor	1948-50	25032A	Windshield wipers		
Horn	1948-50	069343				Motor	1948-50	*75121A
						Bearing, passenger side	1948-50	731721
						Arm, left hand	1948-50	735119
						" right hand	1948-50	735118
						Blade	1948-50	727784

* See Supersession Chart L.H. ... Left hand R.H. ... Right hand L.H.D. ... Left hand drive R.H.D. ... Right hand drive



LOTUS Mk. VII and Mk. VIII (Ford 100E Engine) 1958

Unit	Year	Part No.	Unit	Year	Part No.	Unit	Year	Part No.
Ammeter	1958	36001D	LAMPS			SWITCHES		
Coil, ignition	1958	*45053J	Driving	1958	55132B	Dipper	1958	31291A
Control box	1958	37182H	Fog	1958	55128B	Ignition	1958	*31631A
Distributor	1958	40402A/N & Q/T	Number plate illumination	1958	53518A	Lighting (Mk. VII)	1958	31126E
Fuse box	1958	033239	Side	1958	*52182D	" (Mk. VIII)	1958	31183H
Generator	1958	22258F	Stop tail	1958	53330D	Solenoid, starting motor	1958	*76411E
Horn	1958	70141B	Starting motor	1958	25022M & N/Q	Stop lamp	1958	31082E
Horn push (Mk. VIII)	1958	76229A	Steering wheel centre (Mk. VII)	1958	76231A			

LOTUS Mk. IX (Climax or M.G. Engine) 1958-59

Unit	Year	Part No.	Unit	Year	Part No.	Unit	Year	Part No.
Ammeter	1958-59	*36117A	Horn	1958-59	70141B	Starting motor	1958-59	25022M
Coil, ignition	1958-59	*45054K				" " .. . Later	1959	25063B
Control box	1958-59	37182H	LAMPS			SWITCHES		
" .. . Later	1959	37204E	Flasher, front (U.S.A.)	1958-59	52338A	Flasher (U.S.A.)	1958-59	31476B
Distributor	1958-59	40566A/B	Flasher, rear (U.S.A.)	1958-59	53600A	Horn push and dipper	1958-59	31438A
(Climax Engine)	1958-59	40510B/D	Head, Home	1958-59	51960A	Lighting	1958-59	*34018A
(M.G. Engine)	1958-59	35010A	Side	1958-59	*52182D	Solenoid, starting motor	1958-59	*76411E
Flasher unit (U.S.A.)	1958-59	*37137A	Stop tail	1958-59	53178F/J	Solenoid operating	1958-59	*31071A
Fuse box	1958-59	*37137A	Stop tail and number plate	1958-59	53244B/D	Stop lamp	1958-59	31082E
Generator	1958-59	22265E	Reflex reflector	1958-59	*57035D			
(Climax Engine)	1958-59	22290A						
(M.G. Engine)	1958-59	22258F						

LOTUS 'Elite' 1959-60

Unit	Year	Part No.	Unit	Year	Part No.	Unit	Year	Part No.
Ammeter	1959-60	*36246B	LAMPS—continued			SWITCHES—continued		
Battery	1959-60	FRVZ9A	Head, Home			Heater	1959-60	*31900A
Bulb holder, warning lights			R.H.D., dip left	1959-60	58260A/D	Knob	—	*54331339
Flasher and main beam	1960	*860547	Head, Export			Ignition and starting	1959-60	*31846A
Ignition	1960	*861113	R.H.D., dip left	1959-60	58260A/D	Lighting	1959-60	31662A
Bulb	1960	987	L.H.D., dip right	1960	58263B	Knob	—	54332710
Coil, ignition	1959-60	*45054K	Head, Export Europe			Solenoid, starting motor	1959-60	*76411E
Control box	1959	*37187L	(except France & Sweden)	1959-60	58560A	Windshield wiper	1959-60	*31954A
" .. . Later	1959-60	37307A/B	Head, Export France	1959-60	58561A	Knob	—	*318167
" (95')	1959-60	37298A/B	Head, Export Sweden	1959-60	58631A	Warning light (flasher)	1959	38102A
Distributor	1959-60	40566B	Number plate illumination	1959-60	*52463A	Shade and window	1960	54360259
Flasher unit	1959-60	35010A	Side	1959-60	52449B	Windshield wipers		
Fuse box	1959-60	*37131A	Stop tail and reflex	1959-60	53819A	Motor	1959-60	75311A
Generator	1959-60	22296A	Relay, horn	1959-60	33188A	Wheelbox	1959-60	72686B
Horn	1959-60	69046F	Relay, lighting	1959-60	33209A	Crosshead and rack assy.	1959-60	744258
Low note	1959-60	69047F	Starting motor	1959	25063B/D	Outer casing		
High note	1959-60	69047F	" .. . Later	1959-60	25063E	Motor to wheelbox	1959-60	54710413
LAMPS			SWITCHES			Wheelbox to wheelbox	1959-60	54710551
Flasher, front	1959-60	52337A	Dipper	1959-60	31800A	End tube	1959-60	740746
" (N.A.D.A.)	1959-60	52345A/B	Door pillar	1959-60	*31222A	Arm	1959	745082
Flasher, rear	1959-60	*52462A	Flasher	1959-60	*31905A	" .. . Later	1959	745650
" (N.A.D.A.)	1959-60	53861A	Knob	—	*311097	Blade	1960	54711569

LOTUS Mk. VII Series II 1960

Unit	Year	Part No.	Unit	Year	Part No.	Unit	Year	Part No.
Coil, ignition			Generator			Starting motor		
(Austin A40 and Ford 100E Engine)	1960	*45053M	(Austin A40 and Ford 105E Engine)	1960	22700D	(Austin A40 and Ford 100E Engine)	1960	25022N/Q
(Ford 105E Engine)	1960	45111D	ditto (temporary alternative)	1960	*22704A	(Ford 105E Engine)	1960	25071A/D
Control box	1960	37183L	(Ford 100E Engine)	1960	22258H	Steering wheel centre	1960	76231A/D
(Austin A40 Engine)	1960	37182K	Horn	1960	70141A	SWITCHES		
(Ford 100E Engine)	1960	37290D	LAMPS			Driving lamp	1960	*31851A
" (105E " ")	1960		Driving	1960	55132E	Horn	1960	34307A
Distributor	1960	40675B	Fog	1960	55128E	Ignition	1960	31889A
(Austin A40 Engine)	1960	*40706A	Side	1960	*52182D	Lighting	1960	31788B
(Ford 100E Engine)	1960	40652B/F				Starting motor	1960	76427D
" (105E " ")	1960	033283				Stop lamp	1960	31802D
Fuse box	1960							

MEYNELL (See also Paramount) 'Cub' Mk. I, 'Vixen' and 'Flying Fox' Roadster and Coupé Mk. I 1952

Unit	Year	Part No.	Unit	Year	Part No.	Unit	Year	Part No.
Ammeter	1952	*36072D	LAMPS—continued			SWITCHES—continued		
Battery	1952	GT7A	Head, Export Europe			Panel	1952	*31251A
Coil, ignition	1952	*45020A/B	(not France)	1952	*50961A	Knob	—	315042
Control box	1952	37065E	Head, Export France	1952	*50978A	Starting motor	1952	*764150
" .. . Later	1952	*37138A/B	Number plate illumination	1952	53093E	Windshield wiper	1952	31248A
Distributor	1952	40286A	Side	1952	52139B	Knob	—	315042
Fuse box	1952	033239	Stop tail	1952	53178D	Trafficators	1952	*54039A
Generator	1952	22258D	Mirror	1952	062587	Warning light holder (ignition)	1952	304994
Horn	1952	*69011F	" (Coupé)	1952	*062579	Windshield wipers		
Low note	1952	*69012F	Starting motor	1952	26009A	Motor	1952	75151A
High note	1952		Steering column control	1952	32843D/F	Wheelbox	1952	72590A/K
LAMPS			SWITCHES			Crosshead and rack assy. Cut to 31 1/2"	1952	738764
Fog	1952	*55094A	Foglamp	1952	31248A	Outer casing		
Head, Home			Knob	—	315042	Motor to wheelbox	1952	740482
R.H.D., dip left	1952	*50959A	Ignition	1952	31287A	Wheelbox to wheelbox	1952	739973
Head, Export			Interior light	1952	*31251A	End tube	1952	740031
R.H.D., dip left	1952	*50959A	Knob	—	315042	Arm, left hand	1952	*737431
L.H.D., dip right	1952	*50528M	Lighting	1952	*31251A	" right hand	1952	*737430
			Knob	—	315042	Blade	1952	727707

* See Supersession Chart

N.A.D.A. .. North American Dollar Area

L.H.D. .. Left hand drive

R.H.D. .. Right hand drive

Note. Before ordering Steering Column Controls refer to the detailed parts section (P)



M.G. 1 1/4 litre 1947-53

Table with 9 columns: Unit, Year, Part No., Unit, Year, Part No., Unit, Year, Part No. It lists various components like Ammeter, Battery, Coil, Distributor, Fuse box, Generator, LAMPS, Head, Horn, Junction box, Mirror, Panel light bulb holder, Suppressor, SWITCHES, Dipper, Foglamp, Knob, Ignition, Lighting, and various lamps and switches.

M.G. 'Midget' 1946-55: MGA 1956-59: MGA 1600 1959-60

Table with 9 columns: Unit, Year, Part No., Unit, Year, Part No., Unit, Year, Part No. It lists various components for the Midget series, including Ammeter, Battery, Bulb holder, Coil, Control box, Distributor, Flasher unit, Fuse box, Generator, Head, Horn, Inspection lamp sockets, LAMPS, Mirror, Panel light bulb holder, Suppressor, SWITCHES, Dipper, Foglamp, Knob, Ignition, Lighting, and various lamps and switches.

* See Supersession Chart L.H. ... Left hand R.H. ... Right hand L.H.D. ... Left hand drive R.H.D. ... Right hand drive continued



M.G. 'Midget' 1946-55: MGA 1956-59: MGA 1600 1959-60—continued

Unit	Year	Part No.	Unit	Year	Part No.	Unit	Year	Part No.
LAMPS—continued			SWITCHES—continued			Warning lights—continued		
Side	1946-51	52030A	Foglamp	1946-53	*31276A	Main beam bulb holder	1959-60	554734
Side and flasher (U.S.A.)	1952-54	*52197A	"	1955	31248B	Bulb	1959-60	987
"	1953-54	52134B	Knob	1955	316390	Petrol reserve	1950-53	38054A
"	1954-55	52134A	Foglamp	1956-60	*31515A	"	1954-55	38101A
"	1956-59	*52236A	Knob	—	312866	Windshield wipers		
" (U.S.A.)	1960	52425D	Headlamp flasher (when fitted)	1959-60	31898A	Motor	1946-53	75051D
Stop tail and number plate	1946-49	*53029A	Horn push and dipper ..	1946-50	*380191	"	1954-55	75144A
Stop tail	1950	*53197A	Ignition	1954-55	31187D	" Later	1956-59	75297A/D
"	1951-52	*53220A	"	1956-60	*31449A/F	Coupling bar	1959-60	75297E
Stop tail and flasher	1953-55	53178D/E	Ignition and lighting ..	1946-53	*34018A	Bearing, passenger side	1946-53	732191
Mirror	1956-60	53330D	Lighting	1954-60	*31251A/E	Wheelbox, with switch	1954-55	731721
" (optional)	1954	*580435	Knob	1954-55	*316136	" less switch ..	1954-55	72659A
" (left hand)	1956-60	*062604	"	1956-60	316154	"	1956-60	*72674A/B
" (right hand)	1956-60	062590	Map light	1956-60	*31515A	Crosshead and rack assy.	1954-55	738499
Reflex reflector	1953	*57035A	Knob	—	316102	Cut to 46 $\frac{1}{2}$ "	1956-60	743221
" Later	1953-54	*57052A	Panel	1946-51	*31276A	Crosshead and rack assy.	1956-60	743221
Relay, flasher	1955	*57031A	"	1952-53	78294A	Outer casing	1954-55	*739832
Relay, foglamp (U.S.A.)	1951-59	33117A/D	Knob	—	*768896	Motor to wheelbox ..	1954-55	743664
Relay, headlamp flasher (when fitted)	1958-60	33169B	"	1954-55	*31251A	Wheelbox to wheelbox	1954-55	*739979
Sleeve, Lucar connector	1959-60	33135B	Panel	1956-59	78311A	"	1956-60	743665
14 amp.	1960	54190042	Knob	1960	78346A	End tube	1954-55	740031
35 amp.	1960	54190043	"	1956-60	768945	"	1956-60	740746
Starting motor	1946-49	*255378	Starting motor	1946	76428A	Ferrule, casing retaining	1956-60	740715
"	1950-57	25022A/L	"	1947-48	*76406E	Grommet, wheelbox ..	1956-60	740811
"	1958-59	25022M	"	1949	76428A	Arm, left hand	1946-52	*732927
"	1960	25022N/Q	Coupling	1950-60	76423A	"	1953	735111
Suppressor	1951-54	78114A	Stop lamp	1954-60	764428	" right hand ..	1946-52	*732926
" (when fitted)	1959	78106A	Windshield wiper	1956-60	31082B/J	"	1953	735110
SWITCHES			Knob	1956-60	*31515A	" left hand ..	1954-55	*737517
Auxiliary	1954	31248A	Warning lights	—	312865	" right hand ..	1956-57	745084
Knob	—	316390	Flasher	1953	*38013B	" left hand drive	1956-57	745075
Dipper	1953-60	31284A/D	"	1954-55	38102A	" Later	1957-60	745083
Flasher	1953-60	31250A/H	Ignition	1956-60	38132A	" Later	1957-60	745082
Knob	1953-55	*311132	"	1946-49	*38013B	Blade	1946-53	727784
Lever	1956-60	*311097	" bulb holder	1950-53	38049A	"	1954-55	737680
				1954-55	38100A	"	1956	738724
				1959-60	863511	"	1957-60	737910

M.G. 'Magnetite' 1954-59

Ammeter	1954-59	*36180A/B	LAMPS—continued			SWITCHES—continued		
Battery	1954-58	GT9A	L.H.D., dip right	1954	*51345A	Panel	1954-59	*31251A/D
"	1959	BT9A	"	1955	*51345B	Knob	1954-56	316137
Coil, ignition	1954	*45020A	"	1956-59	*51345D/F	"	1957-59	*316158
"	1955-56	*45053A/D	Head, Export Europe (not France)	1954-55	51346A	Reverse lamp	1954-59	*31077A
"	1957-59	*45054H/K	ditto	1956-59	51346B/E	Solenoid, starting motor	1954-59	*76411D/E
Control box	1954-55	*37138A/D	(except France & Sweden) ..	1959	58272A/B	Solenoid operating ..	1954-59	31253A/E
" Later	1956-59	37182A/H	Later	1959	58272A/B	Knob	1954	317362
" (Police Car)	1959	37182J	Head, Export France	1954-55	51411A	"	1955-56	317372
Distributor	1958-59	*37189H/J	" Later	1956-59	51411B	Stop lamp	1957-59	317381
"	1954-56	*40414A & E	"	1959	58273A/B	Windshield wiper ..	1954-59	31082B/E
" Later	1956	40509A/D	Head, Export Sweden	1959	51346B/E	Knob	1954-59	31248A/B
"	1957	40510A	Head, Export U.S.A.	1959	51346B/E	Trafficators (Saloon)	—	316391
"	1958	40587A	Head, Export Canada	1958-59	51533D/F	" (R.H.D.) ..	1954	54044D
"	1959	40587B/D	Number plate illumination and reverse	1958-59	53317A	"	1955-59	54044D/E
Flasher unit (L.H.D. and optional R.H.D.)	1955-56	*35003A	Side	1954-59	52139B/D	Windshield wipers		
ditto	1957-59	35010A	Side and flasher (L.H.D. and optional R.H.D.) ..	1955	*52162B	Motor	1954-55	*75192D
Fuse box	1954-59	033239	ditto	1956-59	52240B	" Later	1956-59	75296A/D
Generator	1954-56	22258D	Stop tail and flasher ..	1954	*53298A	"	1959	75296E
" Later	1956-59	22258E/F	Mirror	1954	53377A/B	Wheelbox	1954-59	72645D
" (Police Car) ..	1958-59	*22483D	"	1955-59	062602	Crosshead and rack assy.		
Horn	1954-55	*69011F/J	" (alternative in 1959)	1956-59	062615	Cut to 32 $\frac{1}{2}$ "	1954-55	*743220
Low note	1956-59	69046A/F	Relay, flasher (when fitted)	1955-59	33117A	" 32 $\frac{1}{2}$ "	1956-59	743221
"	1957-59	707083	Relay, horn	1954-59	*33116B	Outer casing		
Gauze and rubber	1954-55	*69012F/J	Starting motor	1954-57	25022A/L	Motor to wheelbox ..	1954-59	745050
High note	1956-59	69047A/F	Suppressor (when fitted) ..	1954-57	78105A	Wheelbox to wheelbox	1954-59	745032
"	1957-59	707085	"	1958-59	78106A	End tube	1954-59	740746
Gauze and rubber	1957-59	690936	SWITCHES			Ferrule, casing retaining	1954-59	740715
Grommet	1957-59	55128B	Dipper	1954-59	31284A/D	Grommet, wheelbox ..	1959	740811
LAMPS	1954-59		Foglamp	1954-59	*31251A	Arm, left hand	1954	741837
Fog	1954-59		Knob	1954-56	316140	" right hand ..	1954	741836
Head, Home	1954-55	51538A	"	1957-59	*316159	" left hand drive	1955-58	741839
R.H.D., dip left	1956-59	51538B	Ignition	1954-57	31187D	"	1959	743524
" Later	1959	51538D/E	Lighting	1958-59	*31484B	" right hand drive	1955-58	741838
Head, Export	1954-56	51344A	Knob	1954-59	*31251A/D	Blade	1959	743523
R.H.D., dip left	1956-59	51344B	"	1954-55	316136	"	1954-56	*738735
" Later	1956-59		"	1956-59	316141	"	1957-59	737897

M.G. 'Magnetite' Mk. III 1959-60

Ammeter	1959-60	36247A/B	Bulb holder, panel light (1 off)	1959-60	861845	Control box	1959	37283A/B
Battery	1959-60	BT9A	Bulb	—	989	"	1960	37290D/E
Bulb holder, panel light (3 off)	1959-60	554734	Coil, ignition	1959	*45103A/D	Distributor	1959-60	40644A/B & F
Bulb	—	987	"	1960	*45113D	" Later	1960	40644D & F
						Flasher unit	1959-60	35020A
						Fuse box	1959-60	033285

* See Supersession Chart

L.H.D. .. Left hand drive

R.H.D. .. Right hand drive

continued

Note. Before ordering Steering Column Controls refer to the detailed parts section (P)



M.G. 'Magnette' Mk. III 1959-60—continued

Unit	Year	Part No.	Unit	Year	Part No.	Unit	Year	Part No.
Generator	1959	22297A	Reflex reflector	1959-60	57113A	Windshield wipers—cont'd		
"	1960	22700D	Relay, horn	1959-60	33188A	Wheelbox		
" (temporary alternative)	1960	*22704A	Sleeve, Lucar connector			Driver side	1959-60	72713A/B
Horn			14 amp.	1959-60	54190042	Passenger side	1959-60	72707A
Low note	1959-60	69046F	35 amp.	1959-60	54190043	Crosshead and rack assy.	1959-60	744254
High note	1959-60	69047F	Twin	1960	54190119	Outer casing		
LAMPS			Starting motor	1959	25022M	Motor to wheelbox	1959-60	54710207
Head, Home			"	1960	25022N/Q	Wheelbox to wheelbox	1959-60	54710208
R.H.D., dip left	1959-60	58251A/F	SWITCHES			End tube	1959-60	740746
Head, Export			Dipper	1959-60	31800A	Ferrule, casing retaining	1959-60	740715
R.H.D., dip left	1959-60	58251A/F	Flasher	1959-60	31885A	Grommet, wheelbox	1959-60	740811
L.H.D., dip right	1959-60	58252A/F	Heater	1959-60	31828A	Arm, left hand drive	1959	744134
Head, Export Europe (except France & Sweden)	1959-60	58253A/E	Ignition and starting	1959	*31781A/D	" right hand drive	1960	54711539
Head, Export France	1959-60	58254A/E	"	1960	31973B	"	1960	54711538
Head, Export Sweden	1959	58315A/E	Lighting	1959-60	31841A/D	Blade	1959	744133
" Later	1959	58446A/D	Panel light	1959-60	31840A/D	"	1960	54711283
"	1960	*58545B	Reverse lamp	1959-60	31849A	Windshield wipers (later)		
Head, Export U.S.A.	1959	58255A/B	Solenoid, starting motor	1959-60	*76465A	From Chassis No. 11012		
"	1960	*58488A/D	ditto Later	1960	76464A	Motor, left hand drive	1960	75357A
Number plate illumination	1959-60	53763A	ditto (automatic transmission)	1959	*76466A	" right hand drive	1960	75358A
ditto Later	1960	53814A	Stop lamp	1959-60	31882A	Wheelbox		
Reverse	1959-60	53787A/D	Windshield wiper	1959-60	31839A/D	Driver side	1960	72707A
Side and flasher			Warning lights			Passenger side	1960	72713A/B
Left hand	1959-60	52432A/E	Ignition, bulb holder	1959-60	863511	Crosshead and rack assy.	1960	744254
Right hand	1959-60	52433A/E	Main beam, bulb holder	1959-60	554734	Outer casing		
Left hand (N. America)	1959-60	52434A/E	Bulb	—	987	Motor to wheelbox	1960	54710207
Right hand	1959-60	52435A/E	Windshield wipers			Wheelbox to wheelbox	1960	54710208
Stop tail and flasher			Motor, left hand drive	1959-60	75358A	End tube	1960	740746
Left hand	1959-60	53792A/E	" right hand drive	1959-60	75357A	Ferrule, casing retaining	1960	740715
Right hand	1959-60	53793A/E				Grommet, wheelbox	1960	740811
Left hand (N. America)	1959-60	53794A/E				Arm, left hand drive	1960	54711538
Right hand	1959-60	53795A/E				" right hand drive	1960	54711539
						Blade	1960	54711283

MIDLAND VEHICLES Battery Vehicle 1951-55

Horn	1951-55	*069206	LAMPS—continued			Trafficators	1951-55	54028D
Horn push	1951-55	76205A	Tail and number plate	1951-55	*53041B	Windshield wipers		
Junction box	1951-55	78264A	Mirror	1951-55	62515A	Motor	1951-55	*75120A
LAMPS			SWITCHES			Arm	1951-54	*735045
Head	1951-55	50124B	Stop lamp	1951-55	31281B	Blade	1951-54	727802
Side	1951-55	—	Spring	—	315543			

MORGAN 3-wheeler 1948-52

Ammeter	1948-52	*369047	Inspection lamp sockets	1948-52	*39511A	Panel light bulb holder	1948-52	39007A
Battery	1948-52	SLG11E	LAMPS			Starting motor	1948-50	*250498
Coil, ignition	1948-52	*45016A	Dash	1948-50	A56031A	"	1951-52	25043A
Control box	1948-52	*332179	Head, Home	1952	*A56030A	SWITCHES		
Distributor	1948-52	40286A	Dip left (L.H.)	1948-52	50414D	Dipper	1948-52	*359831
Generator	1948-52	22005B	Non-dip (R.H.)	1948-52	50415D	Ignition and lighting	1948-52	*344694
Horn	1948-52	069225	Tail and number plate	1948-52	*A53007B	Starting motor	1948-52	*764150
Horn push	1948-52	*76213A				Warning light (ignition)	1948-52	*38012B

MORGAN 'Plus Four' 1946-60

Ammeter	1946-50	*36036A	Distributor—continued			LAMPS—continued		
"	1951-60	36023F	('Vanguard' Eng.)	1959-60	40548D	Flasher, front and rear	1955-60	52337A
Battery			Flasher unit (Export, Coupé & Special Orders)	1955-57	*35003A	Flasher, rear (U.S.A.)	1960	53600B
(2-seater and Coupé)	1950-51	SLG11E	ditto	1958-59	35010A	Fog (U.S.A. and Special Orders)	1946-51	*55063B
"	1952-55	SG9E	ditto	1960	35020A	ditto	1952-55	*55049B
(2-seater Tourer)	1956-58	STXW9E	Fuse box	1951-53	37134A	ditto Later	1955-60	55128B
"	1959-60	STGW9E	" Later	1953-59	033240	Head, Home		
(4-seater)	1946-55	SLG11A	Generator	1960	033285	R.H.D., non-dip	1946-47	*50102A
"	1956-58	SLTW11A	"	1946-48	*228137	"	1948-50	50753A
"	1959	SLG11A	"	1949-50	22449A	"	1951	*50798D
"	1960	STGK9E	"	1951-53	*22250E/F	" dip left	1952-53	*50995A
Bulb holder, panel light	1946-60	39007A	" Later	1953-55	22258D	"	1953	*51353A
Bulb	—	987	"	1956-60	22258E/H	"	1954	51344A
Coil, ignition	1946-57	*45012A/D	Horn	1946-52	069344	" Later	1954-55	51336A
"	1958-60	*45054J	"	1953-55	*69012F/J	"	1956-60	51336B/J
Control box	1946-48	*332202	Horn push	1956-60	69047D/F	Head, Export		
"	1949-50	37057E	(2 and 4-seater)	1946-54	*76208A	Vertical dip	1946-47	*50291A
"	1951-53	*37048E	(Coupé)	1946-54	*76211A	R.H.D., dip left	1949-50	*50458A
" Later	1953-55	*37138A/D	Horn push	1955-60	*76211B/D	"	1951	*50821D
"	1956-59	37182H	Inspection lamp sockets	1946-60	39507A	" Later	1952-53	*50995A
"	1960	37290D/E	Junction box	1946-50	78266A	"	1953	*51353A
Distributor	1946-47	*406345	"	1946-50	78266A	" Later	1954-55	51336A
"	1948-50	*409639	LAMPS	1951-55	78264A	"	1954-55	51336B/J
"	1951-54	*40201A/B	Flasher, front			L.H.D., dip right	1956-60	51336B/J
" (TR2/3 Engine)	1955-57	*40403D	(Export, Coupé and Special Orders)	1955-58	*52246A	"	1951	*A50821D
"	1958-59	*40480A	(U.S.A.)	1960	52345A	"	1952	50877B
"	1960	40698A				"	1953	*50775E
" Later	1960	40698B				" Later	1953-54	*51355A
" ('Vanguard' Eng.)	1956-57	*40365D						
"	1958	40559A						

* See Supersession Chart

L.H. .. Left hand

R.H. .. Right hand

L.H.D. .. Left hand drive

R.H.D. .. Right hand drive

continued



MORGAN 'Plus Four' 1946-60—continued

Unit	Year	Part No.	Unit	Year	Part No.	Unit	Year	Part No.
LAMPS, Head, Export— continued			SWITCHES—continued			Windshield wipers—cont'd		
L.H.D., dip right ..	1954	*51337A	Solenoid operating ..	1951-58	31253A/B	Outer casing ..		
" " " ..	1955	*51337B	Knob .. " ..	1951-54	*31736A	Motor to wheelbox ..		
" " " ..	1956-59	*51337D/E	" " " ..	1955-58	317362	(Coupé) ..	1951-52	*739855
" " " Later ..	1959-60	*51337F/K	Starting motor ..	1946-50	76428A	" " " ..	1953-55	739870
Head, Export Europe			Stop lamp ..	1946-50	31281B	(2-seater) ..	1954	739868
(not France) ..	1951-53	*50996A	Spring ..	—	315543	(2 and 4-seater) ..	1955	739868
ditto ..	1953-54	*51354A	Trafficator ..	1946-48	31379A	(All Models) ..	1956-60	739868
ditto .. Later ..	1954-55	51339A	(when fitted) ..	1949-60	*31306A	Wheelbox to wheelbox ..		
ditto ..	1956-59	51339B/H	Windshield wiper ..	1951-57	31248A/B	(Coupé) ..	1951-55	*739956
ditto .. Later ..	1959-60	58230A/B	Knob ..	1958-60	*31557A	(2-seater) ..	1954	*739979
Head, Export U.S.A.			" " ..	1951-54	*316375	(2 and 4-seater) ..	1955	*739979
(not France) ..	1951-53	*50775E	" " ..	1955-57	315042	(All Models) ..	1956-60	*739979
ditto ..	1953	*51355A	" " ..	1958-60	316393	End tube ..	1951-60	740031
ditto .. Later ..	1954-60	51509A/E	Trafficators (when fitted) ..	1946-55	*54039A	Grommet (Coupé) ..		
Number plate illumination			" " ..	1956-60	54044E	(Housing or wheelbox) ..	1946-55	729313
Side ..	1946-52	52030A	Warning lights			(Scuttle) ..	1946-50	729378
" " .. Later ..	1952-60	*52182B	Ignition ..	1946-50	*38013B	Arm ..		
Stop tail and number plate			" " ..	1951-57	38059A	L.H.D. and R.H.D. ..		
" " ..	1946-50	*53031D	" " ..	1958-60	38145A	(Coupé) ..	1946-50	735099
Stop tail ..	1951-54	53178D	" " ..	1958-60	38052B	L.H.D. (Coupé) ..	1951-55	737678
" " ..	1955-58	53178E/H	" " ..	1953-57	38059A	R.H.D. ..	1951-55	737651
Stop tail ..	1959-60	53330D	" " ..	1958-60	38150A	L.H. (2-seater) ..	1946-53	735103
Starting motor			Windshield wipers			R.H. ..	1946-53	735102
" " ..	1946-48	*250231	Motor (Coupé) ..	1946-50	†75066A	L.H. (4-seater) ..	1946-50	735111
" " ..	1949-50	25017A	" " ..	1951-52	*75074J	" " " ..	1951-52	735103
" " ..	1951-54	25526A/J	" " (2 and 4-seater) ..	1953-55	75144A	" " " ..	1953	*735107
" " (TR2/3 Eng.) ..	1955-60	25541H	" " (4-seater) ..	1946-50	*75059A	R.H. ..	1946-50	735110
" " ('Vanguard' Eng.) ..	1959-60	25550A	" " (2-seater) ..	1951-54	*733147	" " " ..	1951-52	735102
			" " (2-seater) ..	1951-53	*733147	" " " ..	1953	*735107
SWITCHES			" " (2 and 4-seater) ..	1954	75150A	L.H.D. (2 and 4-seater) ..	1954-55	737814
Dipper ..	1949-59	31284A/D	" " (All Models) ..	1955	75150A	R.H.D. " " ..	1954-55	*737815
" " ..	1960	31800A	Shaft, short (Coupé) ..	1956-60	75150A/B	L.H.D. " " ..		
Fan ..	1955	31248B	Coupling (Coupé) ..	1946-50	737243	(Coupé and 4-seater) ..	1956	742159
Knob ..	—	315042	Coupling bar ..	1946-50	729036/S	R.H.D. ..		
Flasher (when fitted) ..	1955-60	31476A/B	(2 and 4-seater) ..	1946-50	727293	(Coupé and 4-seater) ..	1956	742158
Foglamp (when fitted) ..	1951-57	31248A/B	(4-seater) ..	1951-54	732968	L.H.D. and R.H.D. ..		
" " " ..	1958-60	31434B	" " " ..	1951-53	732968	(Coupé and 4-seater) ..	1957-60	742291
Knob ..	1951-54	*316374	Bearing, passenger side ..	1946-50	732583	R.H.D. ..	1956	742156
" " ..	1955	315042	(2 and 4-seater) ..	1951-54	731721	(2-seater Tourer) ..	1956	742157
" " ..	1956-57	*316374	(2-seater) ..	1951-53	731721	L.H.D. and R.H.D. ..		
" " ..	1958-60	313619	Wheelbox ..	1951-54	*72548A/K	(2-seater Tourer) ..	1957-60	742295
Ignition and lighting ..	1946-50	*34027B	(Coupé) ..	1955	72662A	Blade ..		
" " ..	1951-60	31270A/B	(2-seater) ..	1954	72629A/D	(Coupé) ..	1946-50	727784
Knob ..	1951-54	*316425	" " " ..	1955	72629A/D	" " " ..	1951-55	*737653
" " ..	1955-60	316276	(All Models) ..	1956-60	72629A/D	(" " and 4-seater) ..	1956-60	737680
Panel ..	1946-50	31201B	Crosshead and rack assy. ..			(2-seater) ..	1946-53	727809
" " ..	1951-57	31248A/B	(Coupé) ..	1951-55	736177	(4-seater) ..	1946-52	727809
" " ..	1958-60	*31557A	" " " ..	1954	736307	" " " ..	1953	727784
Knob ..	1946-50	314026	(2-seater) ..	1955	736307	(2 and 4-seater) ..	1954-55	737811
" " ..	1951-54	*316373	(All Models) ..	1956-60	736307	(2-seater Tourer) ..	1956-60	737811
" " ..	1955-57	315042						
" " ..	1958-60	312955						
Solenoid, starting motor ..	1951-59	*76411D/E						
" " " ..	1960	*76465B						

MORGAN 'Four-Four' (Standard Engine) 1949-50

Ammeter ..	1949-50	*36036A	LAMPS—continued			Windshield wipers		
Battery			Head, Home			Motor (Coupé) ..	1949-50	†75066A
(4-seater) ..	1949-50	SLTW11A	Non-dip ..	1949	*50490A	" (2 and 4-seater) ..	1949	*75059A
(2-seater and Coupé) ..	1949-50	SLTW11E	" " " ..	1950	50753A	" " " ..	1950	732480
Coil, ignition ..	1949	402032	Head, Export			" " " ..		
" " ..	1950	*45012A/D	Vertical dip ..	1949-50	*50458A	Clutch housing ..	1949-50	737412
Control box ..	1949-50	37057D	Side ..	1949-50	52030A	Coupling bar ..		
Distributor ..	1949-50	*409639	Stop tail ..	1949-50	*53031B	(2 and 4-seater) ..	1949	*725151
Generator ..	1949	*228139	Starting motor ..	1949-50	25017A	" " " ..	1950	727293
" " ..	1950	22449A				Bearing ..	1950	732583
Horn			SWITCHES					
Horn push ..	1949-50	069344	Dipper ..	1949-50	*360007	Arm ..		
(Coupé) ..	1949-50	76205B	Ignition and lighting ..	1949-50	34055A	(Coupé) ..	1949-50	735099
(2 and 4-seater) ..	1949-50	76218A	Panel ..	1949	*314014	L.H. (2-seater) ..	1949-50	735103
Inspection lamp sockets ..	1950	39507A/B	" " ..	1950	031218	R.H. ..	1949-50	735102
Junction box ..	1949	*770017	Starting motor ..	1949	*764251	L.H. (4-seater) ..	1949-50	735111
" " ..	1950	78266A	" " " ..	1950	76428A	R.H. ..	1949-50	735110
			Stop lamp ..	1949-50	*315725	Blade ..		
LAMPS			Trafficator ..	1949	*310656	(Coupé) ..	1949-50	727784
Fog or pass ..	1949	*55049A	Trafficators (Coupé) ..	1949-50	31190A	(2 and 4-seater) ..	1949	727804
" " " ..	1950	*55063A	Warning light (ignition) ..	1949-50	*38013B	" " " ..	1950	727809

MORGAN 'Four-Four' Series II (Ford Engine) 1956-60

Ammeter ..	1956-60	36226A	Flasher relay ..	1956-58	33117D	LAMPS		
Battery ..	1956-58	GLT7A	Fuse box ..	1956-60	033240	Flasher, front (Coupé, Export & Special Orders)	1956-58	*52246A
" " ..	1959-60	BT7A	Generator ..	1956-60	22258E/H	ditto ..	1959-60	52337A
Coil, ignition ..	1956-60	*45053D/K	Horn ..	1956-57	*69012F	ditto (U.S.A.) ..	1960	52345A
Control box ..	1956-60	37182H	" " ..	1958-60	69047E	Flasher, rear ..	1959-60	52337A
Distributor ..	1956-60	*40402H/N & Q/T	Horn push ..	1956-60	*76211B/D	(U.S.A.) ..	1960	53600B
Flasher unit (Coupé, Export & Special Orders)	1956-57	*35003A	Inspection lamp sockets ..	1956-60	39507A	Fog (L.H.D. and optional R.H.D.) ..	1956-60	55128B
ditto ..	1958-60	35010A	Junction box (L.H.D.) ..	1956-57	78264A			

* See Supersession Chart
L.H.D. .. Left hand drive

† No longer available—refer to Wiper Conversion Set Section
R.H.D. .. Right hand drive

L.H. .. Left hand

R.H. .. Right hand

continued

Note. Before ordering Steering Column Controls refer to the detailed parts section (P)



MORGAN 'Four-Four' Series II (Ford Engine) 1956-60—continued

Unit	Year	Part No.	Unit	Year	Part No.	Unit	Year	Part No.
<i>LAMPS—continued</i>			SWITCHES			Trafficators (when fitted) 1956-60 54044E		
Head, Home			Dipper	1956-60	31284A/D	Warning lights		
R.H.D., dip left ..	1956-60	51336B/J	Flasher (when fitted) ..	1956-60	31476A/B	Ignition	1956-60	38145A
Head, Export			Foglamp (when fitted) ..	1956-57	31248B	Main beam	1956-60	38150A
R.H.D., dip left ..	1956-60	51336B/J	Knob	—	*31637A	Windshield wipers		
L.H.D., dip right ..	1956-60	*51337D/E & F/K	Foglamp (when fitted) ..	1958-60	31434B	Motor	1956-60	75150A/B
Head, Export Europe (not France)	1956-58	51339E	Knob	—	313619	Wheelbox	1956-60	72629A/D
ditto	1959-60	58230A	Ignition and lighting ..	1956-60	31270B	Crosshead and rack assy. Cut to 44"	1956-60	736307
Head, Export France ..	1956-60	*51590A/H	Knob	—	316276	Outer casing		
Number plate illumination	1956-60	53093H	Panel	1956-57	31248B	Motor to wheelbox ..	1956-60	739868
Side	1956-60	*52182D	Knob	—	315042	Wheelbox to wheelbox	1956-57	*739956
Stop tail	1956-58	53178F	Panel	1958-60	*31557A	Knob	1958-60	*739979
.. .. .	1959-60	53330D	Knob	—	312955	Solenoid, starting motor	1956-60	*76411E
.. .. .	1956-58	25022F/L	ditto Later	1960	*76445A	ditto	1960	*76445A
Starting motor	1959-60	53330D	Solenoid operating ..	1956-60	31377A	.. right hand drive ..	1956-57	742156
.. .. .	1956-58	25022M/Q	Trafficator (when fitted) ..	1956-60	*31306A	.. left hand drive and	1956	742157
.. .. .	1959	25022M/Q	Windshield wiper ..	1956-60	*31557A	right hand drive ..	1957-60	742295
.. .. .	1960	25022N/Q	Knob	—	316393	Blade	1956-60	737811

MORRIS 8 h.p. 1946-48

Battery	1946-48	SG9E	<i>LAMPS—continued</i>			Windshield wipers		
Coil, ignition	1946-48	*45016A	Stop tail and number plate	1946-48	*53060B	Motor	1946-48	†75065A
Control box	1946	*37033A	Mirror	1946-48	*58057A	Clutch housing	1946-48	735471
.. .. .	1947-48	37081H	Starting motor	1946-48	*250405	Bracket, with shaft and coupling	1946-48	734747
Distributor	1946	*406335	SWITCHES			Shaft, short	1946-48	737243
.. .. .	1946-48	*40056D	Dipper	1946-48	*360020	Coupling	1946-48	729036/S
Generator	1946-48	22448B	Ignition and lighting ..	1946-48	*344484	Link	1946-48	737285
Horn	1946-48	069343	Panel	1946-48	*314146	Grommet, scuttle ..	1946-48	729378
LAMPS			Starting motor	1946-48	*764401	Arm (Saloon)	1946-48	*735048
Head, Home			Stop lamp	1946-48	31281B	Blade (Saloon)	1946-48	727802
R.H.D., dip left (L.H.)	1946-48	*50089A	Spring	—	*315714			
.. non-dip (R.H.)	1946-48	*50088A	Trafficators (Saloon) ..	1946-48	*539322			
Head, Export			Warning light (ignition) ..	1946-48	*38012B			
Vertical dip	1948	50426A						

MORRIS 10 h.p. 1946-48

Ammeter	1946	*364536	<i>LAMPS, Head, Home—continued</i>			Trafficators	1946-48	*539671
.. .. .	1947-48	*364576	R.H.D., non-dip (R.H.)	1946-48	*50453A	Warning light (ignition) ..	1946-48	*38013B
Battery	1946-48	SG9A Later	1946-47	*524982	Windshield wipers		
Coil, ignition	1946-48	*45020A	Side	1946-47	*52110A	Motor	1946-48	†75066A
Control box	1946	*37031A	1948	*524753	Clutch housing	1946-48	735471
.. .. .	1947-48	37057E	Stop tail and number plate	1946-47	*53060B	Bracket, with shaft and coupling	1946-48	734453
Distributor	1946	*405569	Mirror	1948	*620708	Shaft, short	1946-48	737243
.. .. .	1946-47	*40058A	Starting motor	1946-48	*255378	Coupling	1946-48	729036/S
.. .. .	1948	*40058D	SWITCHES			Link, primary	1946-48	734457
Generator	1946-48	22449A	Dipper	1946-48	31284A	.. secondary	1946-48	734455
Horn	1946-48	069344	Ignition and lighting ..	1946	*344472	Grommet, housing ..	1946-48	734458
Junction box	1946-48	78264A	Panel	1947-48	*34041B	Arm	1946-48	*735048
LAMPS			Stop lamp	1946-48	*314090	Blade	1946-48	727802
Head, Home			Spring	—	*315739			
R.H.D., dip left (L.H.)	1946	*50454A			*315714			
.. non-dip (R.H.)	1946	*50455A						
.. dip left (L.H.)	1946-48	*50452A						

MORRIS 'Minor' 2-door Saloon and Tourer 1948-56: 4-door Saloon 1951-56: 'Traveller' 1954-56

Battery	1948-56	GT7A	LAMPS			<i>LAMPS, Head, Export—continued</i>		
Coil, ignition	1948-54	*45020A/B	Head, Home			L.H.D., dip right	1948-50	A 50529B
Control box	1956-56	*45053A/D	R.H.D., dip left (L.H.)	1948-50	50529B (2-door)	1951	A 50529B
.. .. .	1948-52	37065E	.. dip left (L.H.)	1948-50	*50537B (4-door)	1951	*A 50445K
.. .. .	1952-55	*37138B/D 2-door	1951	50529B Later	1951-53	*50804D
Distributor	1956	37182A/H	.. non-dip (R.H.)	1951	*50537B "	1953-54	*51338A
.. .. .	1948-52	*40056A/J 2-door	1951	 "	1954-56	*51337A & D/E
.. .. .	1952	40251F	.. dip left (L.H.)	1951	*50445K	Head, Export Europe (not France)	1948-50	B 50529B
.. .. .	1953-56	*40299E & L 4-door	1951		ditto (2-door)	1951	B 50529B
.. .. .	1956	40494A	.. non-dip (R.H.)	1951	*50446K	ditto (4-door)	1951	*B 50445K
.. .. .	1953	40333A 4-door	1951		ditto Later	1951-52	*50963A
Flasher unit (L.H.D.) ..	1954-56	*35003A	R.H.D., dip left (L.H. and R.H.)	Later	1951-52	ditto	1953	*51340A
Flasher relay (L.H.D.) ..	1954-56	33117A "	1952	*50954A	ditto Later	1953-56	51339A & B/H
Fuse box	1952-56	033239 "	1953	50941A "	1950	50822B
Generator	1948-49	*22250A "	1953-54	*51335A	Head, Export France ..	1951	50822B
.. .. .	1949-52	*22250E/F "	1955-56	51336A	ditto (2-door)	1951	*50790E
.. .. .	1952-55	22258D "	1955-56	51336B/J	ditto Later	1951-52	*50790E
.. .. .	1956	22258E	Head, Export			ditto "	1952	*50962A
Horn	1948-56	*069399	R.H.D., dip left	1948-50	50529B "	1953-56	*51341A & B/F
Low note (U.S.A. and Canada)	1950-55	*69011F/J (2-door)	1951	50529B	Head, Export U.S.A. and Canada	1948-49	A 50529B
.. .. .	1956	69046A (4-door)	1951	*50445K	ditto	1950-52	*50804M
High note (U.S.A. and Canada)	1950-55	*69012F/J Later	1951-52	*50954A	ditto	1953-56	51343A & B/E
.. .. .	1956	69047A "	1953	50941A	Number plate illumination	1950-56	53101E/J
.. "	1953-54	*51335A	ditto (4-door)	1951	53093E
.. "	1955-56	51336B/J	ditto ("Traveller")	1954-56	53093E

* See Supersession Chart L.H.D. .. Left hand drive R.H.D. .. Right hand drive L.H. .. Left hand R.H. .. Right hand continued
A104 Note. Before ordering Steering Column Controls refer to the detailed parts section (P)



MORRIS 'Minor' 2-door Saloon and Tourer 1948-56: 4-door Saloon 1951-56: 'Traveller' 1954-56—continued

Unit	Year	Part No.	Unit	Year	Part No.	Unit	Year	Part No.
LAMPS—continued			SWITCHES—continued			Windshield wipers		
Side	1950-56	52139B/F	Panel	1948-56	*31140A	Motor	1948-50	*75088L
Side/Flasher (L.H.D.)	1953-55	*52162A/B	Starting motor	1948-50	*764401	"	1951-56	75151A
	1956	52240D	"	1951-56	76423A	Wheelbox	1948-52	72590A/K
Stop tail ('Traveller')	1954-56	53178D/F	Coupling	1951-56	764428	"	1953-56	72642A/E
" (Export)	1949	*53102D	Stop lamp	1954-56	31082B/E	Crosshead and rack assy.	1948-50	738006
	1950	*53102D	Trafficator (2-door)	1948-53	31190A	Cut to 3 1/8"	1951-56	738764
Stop tail and number plate	1948-49	*53029A	" (4-door)	1951-52	031046	Outer casing		
ditto	1951	53200A	"	1952-53	31250A	Motor to wheelbox	1948-56	740482
ditto	1952-53	*53197A	Knob " Later	1952-53	*311132	Wheelbox to wheelbox	1951-56	739973
ditto " Later	1953-54	53288A	Trafficator	1954	31190A	ditto (Export)	1948-50	739973
Stop tail and flasher	1955-56	53330A/D	" (2-door,			End tube	1948-56	740031
Mirror	1948-50	*62030A	Tourer &			Arm, left hand (2-door)	1948-54	737445
"	1951	062556	'Traveller')	1955-56	31190A	ditto (4-door)	1950-54	*737431
"	1952-56	062592	" (4-door)	1956	031296	ditto	1955	*737431
Reflex reflector			Windshield wiper	1948-54	*31271A	ditto ('Traveller')	1955-56	737445
('Traveller')	1954-56	57052A/B	Knob		*315094	ditto (Saloon and		
Panel light bulb holder	1948-55	39015A	Windshield wiper	1955-56	*31515A	Tourer)	1956	742273
Starting motor	1948-56	25022A/F	Knob		316388	Arm, right hand (2-door)	1948-54	737444
Suppressor	1951-53	78105A	Windshield wiper	1955-56	—	ditto (4-door)	1950-54	*737430
"	1954-55	78106A	Knob		—	ditto	1955	*737430
			Trafficators	1948-49	*54017B	ditto ('Traveller')	1955-56	737444
			(2-door)	1950-51	*54040A	ditto (Saloon and		
			" " Later	1951-52	*54048A	Tourer)	1956	742272
			" (R.H.D.)	1952-53	*54049A	Blade (2-door)	1948-54	727802
			(4-door)	1954-56	*54049A	" (4-door)	1950-54	727707
			"	1951-52	*54041A	" (Saloon and	1955-56	727707
			('Traveller' and 4-door)	1953	54044D	Tourer)	1955-56	727707
			(R.H.D.)	1954-56	54044D	" ('Traveller')	1955-56	727802
			Warning light (ignition)	1948-56	*38013B			

MORRIS 'Minor 1000' Series III and 'Traveller' 1957-60

Battery	1957	GT7A	LAMPS—continued	1957-59	51739B	SWITCHES—continued	1957	31633B
"	1958-60	BT7A	Head, Export France	1957-59	58271A	Horn push and indicator	1958-59	31756D/F
Coil, ignition	1957-60	*45053	" " Later	1959-60	58231B	" " flasher	1958-59	31755D/F
		H/M	" " " "	1960	58450A	" " trafficator	1957-60	31287B/F
Control box	1957-59	37182H & J	Head, Export Sweden	1959-60	58456B	Ignition	1957-60	*31251A/E
"	1960	37183K & L	" " Later	1960	51741B	Lighting	1957-60	—
Distributor			Head, Export U.S.A.	1957-59	*58497A	Knob	1957-60	316154
High compression	1957-58	40561B	"	1960	53101H/J	Panel	1957-60	31140B
"	1958-59	40561D/H & K	Number plate illumination	1957-60	53836A/B	Starting motor	1957-60	76423A
"	Later	1960	ditto (Denmark)	1960	53837A/B	Coupling	—	764428
"	1960	40561J & L	ditto ('Traveller', Denmark)	1960	52139E	Boot, rubber	—	860556
Low compression	1957-58	40569A	Side	1957-60	52240B	Stop lamp	1957-60	31082E/J
"	1958-59	40569B/F	Side flasher	1957-60	52338A	Trafficator	1960	31924A
"	Later	1960	Left hand drive	1957-60	53178F/H	Knob	1957-60	*31515A
"	1960	40569J	(Switzerland)	1960		Windshield wiper	—	312865
"	1960	40569H & K	Stop tail ('Traveller')	1957-60		Trafficators		
Flasher unit (L.H.D.)	1957-60	35010A	Stop tail and reflex	1957-60		Right hand drive	1957-60	*54049E
Flasher relay (L.H.D.)	1957-60	33117D	Left hand	1957-60	53577A	(2-door and Tourer)	1957-60	54044E
Fuse box	1957-60	033239	Right hand	1957-60	53576A	(4-door and 'Traveller')		
Generator	1957-59	22258E/H	Stop tail and flasher	1957-60	53577A	Warning lights (bulb		
"	1960	22700D	Left hand (L.H.D.)	1957-60	53576A	holders)		
" (temporary	1960	*22704A	Right hand (L.H.D.)	1957-60		Ignition and oil pressure	1959-60	863511
alternative)			Reflex reflector	1957-58	57052B	Main beam	1959-60	554734
Horn			(Traveller)	1959-60	51724A	Bulb	—	987
Low note	1957-60	69046E/F	"	1960	57098A	Windshield wipers		
High note (N. America	1957-60	69047E/F	(Switzerland)	1957	062592	Motor	1957	75213A
and optional)			"	1958-59	062636A/B	"	1958-59	75295B/D
			Sleeve, Lucar connector			"	1959-60	75295E
			14 amp.	1960	54190042	Wheelbox	1957-60	72693A/B
			35 amp.	1960	54190043	Crosshead and rack assy.	1957-60	743251
			Starting motor	1957-59	25022A/L & M	Outer casing		
			"	1960	25022N/Q	Motor to wheelbox	1957-60	744546
			Suppressor (when fitted)	1958-60	78106A	Wheelbox to wheelbox	1957-60	744547
			SWITCHES			End tube	1957-60	740746
			Dipper	1957-60	31284A/D	Ferrule, casing retaining	1957-60	740715
			Flasher			Grommet, wheelbox	1957-60	740811
			(N. America)	1958	31760A	Arm, left hand	1957-60	745075
			"	1959	31883A	" right hand	1957-60	745084
			Other left hand drive	1959-60	31883A	Blade	1957-60	738734
			destinations	Later				

MORRIS 'Mini-minor' 850 1959-60: Quarter Ton 'Minivan' 1960

Battery	1959-60	GLT7A	Horn	1959-60	70141B	LAMPS—continued		
"	1960	BLT7A				Side and flasher (Export)	1959-60	52338A/D
" (cold climates)	1959	BT7A	LAMPS			Stop tail and flasher		
(Van)	1960	GLT9A	Flasher, front (Home)	1959-60	52337A	Left hand	1959-60	53797B
Bulb holder, panel light and	1959-60	554734	Head, Home			Right hand	1959-60	53798B
parcel shelf		987	R.H.D., dip left	1959-60	58388A/E	Left hand (N. America)	1959-60	53799B
Bulb			Head, Export			Right hand	1959-60	53800B
Coil, ignition	1959-60	*45113D	R.H.D., dip left	1959-60	51336B/J	(Van)	1960	53833A
Control box	1959	37290A/B	L.H.D., dip right	1959-60	*51337F/K	(Van, U.S.A.)	1960	53846A
"	1960	37290D	Head, Export Europe			Sleeve, Lucar connector		
Distributor	1959-60	40648A/D & F	(except France & Sweden)	1959-60	58230A/E	14 amp.	1959-60	54190042
"	1960	40648E & H	Head, Export France	1959-60	58231A/E	25 amp.	1959-60	54190043
" (low grade fuel,			Head, Export Sweden	1959-60	58456B	14 amp. twin	1959-60	54190119
special orders)	1959-60	40707A/D	Head, Export U.S.A.	1959-60	*58497B	Starting motor	1959	*25071A/B
Flasher unit	1959-60	35020A	Number plate illumination	1959-60	53101H/J	"	1960	25075A
Fuse box	1959-60	033283	ditto	1960	53837A/B	" (alternative)	1960	*25071A/B
Generator	1959-60	22700D	ditto (De Luxe)	1959-60	53093H/J			
" (temporary	1959-60	*22704A	ditto " Later	1960	53836A/B			
alternative)								

* See Supersession Chart L.H.D. .. Left hand drive R.H.D. .. Right hand drive

Note. Before ordering Steering Column Controls refer to the detailed parts section (P)



MORRIS 'Mini-minor' 850 1959-60: Quarter Ton 'Minivan' 1960—continued

Unit	Year	Part No.	Unit	Year	Part No.	Unit	Year	Part No.
SWITCHES			SWITCHES—continued			Windshield wipers—cont'd		
Dipper	1959-60	31800A	Windshield wiper ..	1959-60	31780B	Outer casing ..		
Flasher	1959-60	31945B				Motor to wheelbox ..	1959-60	54711059
Heater	1959-60	78339A				Wheelbox to wheelbox ..	1959-60	54711060
" Later	1960	78384A				End tube	1959-60	740746
Knob		54331278	Windshield wipers			Arm, left hand drive ..	1959-60	54711556
Ignition	1959-60	31899A	Motor	1959	75315D	ditto Later	1960	54712031
Lighting	1959-60	31788B	"	1960	75385A	Arm, right hand drive ..	1959-60	54711555
Starting motor ..	1959-60	76438B	" Later	1960	75385B	ditto Later	1960	54712030
Stop lamp	1959-60	31802D	Wheelbox	1959-60	72728A	Blade	1959-60	73873A
			Crosshead and rack assy.	1959-60	743209	" Later	1960	54711613

MORRIS 'Cowley' Van and Pick-up Truck 1950-53

Ammeter	1950-52	*36072D	LAMPS, Head, Export—			Starting motor	1950-53	25021A/F
" Later	1952-53	36149A	<i>continued</i>			Suppressor	1950-53	78105A
Battery	1950-53	GT9A	R.H.D., dip left ..	1950-51	*50445K	SWITCHES		
Coil, ignition ..	1951-53	*45020A/B	" Later	1951-52	*50954A	Dipper	1950-53	31284A
Control box	1950-52	37065E	"	1952	50941A	Ignition	1950-53	31287A
" Later	1952-53	*37138D	"	1953	*51335A	Lighting	1950-53	31126B
Distributor	1950	40152B	" Later	1953	51336A	Knob		*316117
"	1951-53	*40237A/B	L.H.D., dip right, pilot			Panel	1950-53	*31271A
Fuse box	1950-52	*385211	type	1950-51	*A50793B	Knob		315062
" Later	1952-53	033239	L.H.D., dip right ..	1950-51	*A50445K	Panel Later	1953	*78292A
Generator	1950-52	*22250E/F	" Later	1951-52	*50804D	Knob		*768890
" Later	1952-53	22258D	"	1953	*51338A	Starting motor	1950-53	76423A
Horn	1950-52	*069399	" Later	1953	*51337A	Coupling		764428
LAMPS			Head, Export Europe	1950-51	*B50793B	Windshield wiper ..	1950-53	*31199A
Head, Home			(not France), pilot type			Trafficators	1950	*54036A
R.H.D., dip left, pilot	1950-51	*50793B	Head, Export Europe			Warning lights		
type (L.H.)			(not France)	1950-51	*B50445K	Ignition	1950-53	*38013B
R.H.D., non-dip, pilot	1950-51	*50362F	ditto Later	1951-52	*50963A	Main beam	1950-53	*38087A
type (R.H.)	1950-51	*50445K	ditto	1953	*51340A	Windshield wipers		
R.H.D., dip left (L.H.)	1950-51	*50446K	ditto Later	1953	51339A	Motor	1950	*75084K
non-dip (R.H.) ..	1950-51		Head, Export France, pilot	1950-51	50679E	"	1951	*75084L
R.H.D., dip left	1951-52	*50954A	type	1950-51	*50790E	Wheelbox	1950-52	75143A
(L.H. and R.H.)	1952	50941A	Head, Export France ..	1951-52	*50962A	" Later	1952-53	72590A/K
" Later	1953	*51335A	"	1953	*51341A	Crosshead and rack assy.		
"	1953	51336A	"	1953	51342A	Cut to 39"	1950-53	736307
Head, Export			Head, Export U.S.A. ..	1953	51343A	Outer casing		
R.H.D., dip left, pilot	1950-51	*50793B	Number plate illumination	1950-53	53101E	Motor to wheelbox ..	1950-53	740482
type			Roof	1950-53	56022D	Wheelbox to wheelbox	1950-53	739972
			Side	1950-53	52139B	End tube	1950-53	740031
			Stop tail	1950-53	53178D	Arm, left hand	1950-53	737496
			Panel light bulb holder	1950-53	39015A	" right hand ..	1950-53	737495
						Blade	1950-53	727803

MORRIS 'Cowley' Saloon 1955-59

Ammeter	1955-56	36182B	LAMPS—continued			SWITCHES—continued		
"	1957-59	36234A	Head, Export Europe			Heater or blower		
Battery	1955-56	GT9A	(not France)	1955	51339A	(optional)	1956	31126B
"	1957	GT7A	ditto	1956	51339B/H	Knob		316162
"	1958	BT7A	ditto	1957-59	51738B/D	Ignition	1955-56	31497A
"	1959	GT9A-3	Head, Export France ..	1955	*51341A	Ignition and lighting	1957-59	31655A
Coil, ignition ..	1955-59	*45053A/L	"	1956	*51341B/E	Knob		316449
Control box	1955	*37138D	"	1957-59	51739B	Lighting	1955-56	31126B
"	1956-59	37182A/H	Head, Export U.S.A. ..	1955	51343A	Knob		316144
" Later	1959	37182J	"	1956	51343B/E	Panel	1955-59	78311A
Distributor	1955-56	*40452B/E	Head, Export Canada ..	1957-59	51741B	Knob	1955-56	768930
"	1957-58	40499A	Number plate illumination	1957-58	51987A/B	Starting motor	1955-59	768945
" Later	1958-59	40499B/D	Side	1955-59	53093E/H	Coupling	1955-59	76423A
Flasher unit (L.H.D.)	1955-56	*35003A	Side flasher (L.H.D.) ..	1955-59	52215A/D	Boot, rubber		860556
"	1957-59	35010A	Stop tail (R.H.D.) (L.H.)	1955-56	52216A/D	Stop lamp	1955-59	31082D/H
Fuse box	1955-59	033239	" (R.H.) ..	1955-56	53311D	Trafficators (R.H.D.)	1955-59	54044D/E
Generator	1955-56	22258D	" Later	1957	†53589A	Warning light (side lamp,		
" Later	1956-59	22258E/F	"	1957-59	†53589E/F	bulb holder)	1956	39007A
Horn	1955-56	*069399	Stop tail and flasher			Bulb		987
"	1957-59	69046E/F	L.H.D. (left hand) ..	1955-56	53313D	Windshield wipers		
Low note (U.S.A. and	1955	*69011J	" (right hand) ..	1955-56	53312D	Motor	1955	*75238A
Canada)	1956-59	69046A/F	U.S.A.	1957	53590A	"	1956-57	75295A
ditto			" Later	1957	53590B	"	1958-59	75212D/E
High note (U.S.A. and	1955	*69012J	"	1957-59	53590E/F	Wheelbox	1955-56	72666A
Canada)	1956-59	69047A/F	Other models	1959	53590H	" Later	1956-59	72680A/B
ditto			"	1957	53588A	Crosshead and rack assy.	1955-56	*743232
Horn relay (U.S.A. and	1955-59	*33116B	"	1957	53588B	Cut to 44"	1957-59	743235
Canada)			Mirror	1955-59	*062605	Outer casing		
LAMPS			Starting motor	1955-57	25022F/L	Motor to wheelbox ..	1955-59	745150
Head, Home			Suppressor	1958-59	25022M	Wheelbox to wheelbox	1955-59	745151
R.H.D., dip left ..	1955	51336A	"	1955	78113A	End tube	1955-59	740746
"	1956	51336B/J	"	1956-59	78106A	Ferrule, casing retaining	1955-59	740715
"	1957-59	51736B/D	SWITCHES			Arm, left hand	1955	741838
Head, Export			Dipper	1955-59	31284A/D	" right hand ..	1955-59	743524
R.H.D., dip left ..	1955	51336A	Heater or blower			"	1955	741839
"	1956	51336B/J	(optional)	1955	31474A	Blade	1955-56	*738735
"	1957-59	51736B/D	Knob		318378	"	1957-59	737897
L.H.D., dip right ..	1955	*51337B						
"	1956	*51337D/E						
"	1957-59	51737B						

* See Supersession Chart † When trafficator fitted L.H. .. Left hand R.H. .. Right hand L.H.D. .. Left hand drive R.H.D. .. Right hand drive



MORRIS 'Oxford' Saloon Series I-III 1948-59: 'Traveller' Series I-IV 1953-60: 'Hindustan' Series I-III 1955-60

Unit	Year	Part No.	Unit	Year	Part No.	Unit	Year	Part No.
Ammeter	1950-51	*36072D	LAMPS—continued			SWITCHES—continued		
"	1952-54	36149A	Head, Export Europe			Dipper	1948-60	31284A/D
" Later	1954-56	36182B	(not France)	1951	*B50445K	Heater or fan	1948-54	78206A
Battery	1957-60	36234A	ditto Later	1951-53	*50963A	Knob	—	768378
"	1948-57	GT9A	ditto	1953	*51340A	Heater or fan Later	1954-55	31474A
"	1958-59	GT9A-3	ditto	1953-56	51339A & B/H	Knob	—	318378
"	1960	BT9A	ditto	1957-59	58008B	Heater or fan	1956	31126B
Bulb holder, panel light ..	1950-54	39015A	(except France & Sweden)			Knob	—	316162
ditto ('Traveller') ..	1955	39015A	Later	1959-60	58268A	Ignition	1948-54	31287A
Bulb holder, warning light	1956	39007A	Head, Export France, pilot			" Later	1954	31187D
Bulb	—	987	type	1948-51	50679E	" and lighting	1955-56	31497A
Coil, ignition	1948-54	*45020A	Head, Export France ..	1951	*50790E	"	1957-60	31655A/E
"	1955-60	*45053	" Later	1951-52	*50962A	Knob	—	316449
		A/M	"	1953	*51341A	Lighting	1948-56	31126B
Control box	1948-52	37065E	" Later	1953-54	51342A	Knob	1948-54	*316117
" Later	1952-55	*37138A/D	"	1955-56	*51341A & B/E	"	1955-56	316144
"	1956-59	37182A/H	"	1957-59	58009B	Panel	1948	31140A
"	1960	37183K & L	" Later	1959-60	58269A	"	1949-51	*31217A
" ('Hindustan')	1960	37182J & K	Head, Export Sweden ..	1959-60	58008B/D	Knob	1948-51	315062
Distributor	1948-49	40152A	Head, Export U.S.A. ..	1949-52	*50804D	Panel	1952-54	*78292A
"	1950	40152B	"	1953-56	51343A & B/E	Knob	—	*768890
"	1951-53	*40237A/B	"	1957-60	58011B	Panel Later	1954-59	78311A
" Later	1953-54	40358A/B & D/H	" (indirect)	1959-60	58010B	"	1960	78346A
"	1954-56	*40427D & F	Number plate (Export) ..	1948-49	53101E	Knob Later	1954-56	768930
"	1956	40499A	"	1950-51	53093E	"	1957-60	768945
High compression	1957-58	40570A	" ('Oxford')	1952-54	53101E	Panel ('Traveller')	1955	*78292A
"	1959-60	40570B/D & F	" Later	1954-59	53093H	Starting motor	1948-49	76428A
" Later	1960	40570E & H	" ('Hindustan')	1955-60	53093H/J	" Later	1949-50	*764401
Low compression	1957-60	40499A/D & F	" ('Traveller')	1955-57	53101H	"	1951-60	76423A
" Later	1960	40499E & H	"	1958-60	53630A	Coupling	1951-60	764428
Flasher unit (L.H.D. and optional)	1954-56	*35003A	Side (U.S.A.)	1948-50	*52142D	Boot, rubber	1955-60	860556
ditto	1957-60	35010A	" Later	1951-54	52139B	Stop lamp	1954-60	*31179A
Fuse box	1948-52	*37107A	"	1954-60	52215A/D	Windshield wiper	1948-54	*315075
" Later	1952-60	033239	Side and flasher (L.H.D. and optional R.H.D.)	1955-60	52216A/D	Windshield wiper Later	1954-56	31248B
Generator	1948-49	*22250A	Stop tail ('Traveller')	1953-56	53178D/F	Knob	1957-60	*31515A
" Later	1949-52	*22250E/F	Stop tail and number plate	1948-49	*53060A	Knob	—	312865
"	1952-56	22258D	Stop tail (Export)	1948-49	53131E	Trafficators	1948-49	*54013B
"	1956-59	22258E/H	"	1950	53102A	"	1950	*54036A
" (temporary alternative)	1960	22700D	"	1951	53200A	"	1951-52	*54041A
" ('Hindustan')	1960	*22704A	" Later	1952-53	*53197A	" (R.H.D.)	1952-53	54044A/D
"	1960	22258E/H	Stop tail and reflex R.H.D.	1953-54	53288A	"	1954-60	54044D/E
Horn	1948-49	*069344	Left hand	1955-56	53310B	Warning lights		
Low note	1950-55	*69011F/J	Right hand	1955-56	53311B	Ignition	1948-54	*38013B
High note	1950-55	*69012F/J	When trafficators fitted	1957	53589B	Main beam	1951-54	*38087A
"	1956-60	69047A/F	Stop tail and flasher ..	1958-60	53589E/F	Windshield wipers		
LAMPS			Stop tail and reflex L.H.D.	1957	53588A	Motor	1948-50	*75084K
Boot	1948-49	56035E	Stop tail, flasher and reflex L.H.D.	1958-60	53588E/F	"	1951	*75084L
Head, Home			Left hand	1955-56	53312B	" Later	1951-54	75143A
R.H.D., dip left, pilot type (L.H.)	1948-51	*50793B	Right hand	1955-56	53313B	"	1954	*75247A
R.H.D., non-dip, pilot type (R.H.)	1948-51	*50362F	Except U.S.A.	1957	53588B	"	1954-55	*75238A
R.H.D., dip left (L.H.)	1951	*50445K	U.S.A.	1958-60	53588E/F	"	1956-57	75295A
non-dip (R.H.)	1951	*50446K	"	1957	53590B	" Later	1958-59	75212D/E
R.H.D., dip left (L.H. and R.H.)	1951-52	*50954A	"	1958-59	53590E/F	Wheelbox	1959-60	75212F
"	1952	50941A	"	1960	53590H	"	1948-52	72590A/K
"	1953	*51335A	Mirror	1948-51	*62031A	" Later	1953-54	72629A/D
" Later	1953-56	51336A & B/J	"	1952-54	06259E	"	1954-56	72666A
"	1957-58	58006B	"	1955	*062605	Crosshead and rack assy. Cut to 39 1/2"	1948-54	736307
"	1959-60	58006D/E	Reflector, rear (Home)	1956-60	062612	Later	1954-56	*743232
Head, Export			Reflex reflector ('Traveller')	1948-49	65423A	ditto Cut to 44 1/2"	1957-60	743235
R.H.D., dip left, pilot type	1948-51	*50793B	Relay, flasher ('Traveller', U.S.A.)	1955-56	57052A/B	Outer casing		
R.H.D., dip left	1951	*50445K	Relay, horn (Series I)	1955	33117A	Motor to wheelbox ..	1948-54	740482
" Later	1951-52	*50954A	(Series II-IV)	1950-54	33095A	" Later	1954-60	745150
"	1952	50941A	Starting motor	1954-60	*33116B	Wheelbox to wheelbox	1948-54	739972
"	1953	*51335A	"	1948	*25015A/D	ditto Later	1954-60	745151
" Later	1953-56	51336A & B/J	"	1949-54	25021A/H	End tube	1948-54	740031
"	1957-58	58006B	"	1954-57	25022F/L	"	1954-60	740746
"	1959-60	58006D/E	" Later	1958-59	25022M	Ferrule, casing retaining	1954-60	740715
L.H.D., dip right, pilot type	1948-51	*A50793B	"	1960	25022N/Q	Arm, left hand	1948-54	*737526
L.H.D., dip right	1951	A50445K	Suppressor ('Traveller')	1955	25022F	" Later	1954-55	741838
"	1951-53	*50804D	"	1951-54	78105A	"	1956-59	743523
"	1953-54	*51338A	"	1955	78113A	"	1960	54711571
"	1954-56	*51337A/B & D/E	SWITCHES	1956-60	78106A	" right hand	1948-54	*737525
"	1957-60	58007A/E	Boot lamp	1948-49	*31180A	"	1954-55	741839
Head, Export Europe (not France), pilot type	1948-51	*B50793B				Blade	1948-54	727759
						" Later	1954-56	*738735
						"	1957-60	737897

MORRIS 'Oxford' Saloon Series V 1959-60

Battery	1959-60	BT9A	Flasher unit	1959-60	35020A	LAMPS		
Bulb holder, panel light ..	1959-60	554734	Fuse box	1959-60	033285	Head, Home		
Bulb	1959	987	Generator	1959	*22297A	R.H.D., dip left	1959-60	58251A/F
Coil, ignition	1959	*45103D	" (temporary alternative)	1960	22700D	Head, Export		
"	1960	*45113D	Horn			R.H.D., dip left	1959-60	58251A/F
Control box	1959	37283A	Low note	1959-60	69046F	L.H.D., dip right	1959-60	58252A/F
"	1960	37290D/E	High note (De Luxe and optional)	1959-60	69047F	Head, Export Europe (except France & Sweden)	1959-60	58253A/E
Distributor	1959-60	40643A/D & F				Head, Export France	1959-60	58254A/E
High compression	1959-60	40643E & H						
Low compression	1959-60	40624A/D & F						
" Later	1960	40624E & H						

* See Supersession Chart

L.H. .. Left hand R.H. .. Right hand L.H.D. .. Left hand drive R.H.D. .. Right hand drive

Note. Before ordering Steering Column Controls refer to the detailed parts section (P)



MORRIS 'Oxford' Saloon Series V 1959-60—continued

Unit	Year	Part No.	Unit	Year	Part No.	Unit	Year	Part No.
LAMPS—continued			SWITCHES—continued			Windshield wipers—cont'd		
Head, Export Sweden ..	1959	58315A/E	Ignition and starting ..	1959	31781D	Ferrule, casing retaining	1959-60	740715
.. .. Later	1959	58446A/D	Lighting	1960	31973B	Grommet, wheelbox ..	1959-60	740811
.. ..	1960	*58545B	Panel	1959-60	31837A/D	Arm, left hand drive ..	1959	744134
Head, Export U.S.A. ..	1959	58255A/B	Reverse lamp (optional)	1959-60	31828A right hand drive ..	1960	54711539
.. ..	1960	*58488A/D	Solenoid, starting motor	1959-60	31849A	1959	744133
Number plate illumination	1959-60	53763A	ditto .. Later	1960	*76465A	Blade	1960	54711538
ditto .. Later	1960	53814A	ditto (automatic		76464A	1959	*737907
Side and flasher			transmission)	1959	*76466A	1960	54711283
L.H.	1959-60	52422B/F	Stop lamp	1959-60	31882A	Windshield wipers (later)		
R.H.	1959-60	52427B/F	Windshield wiper ..	1959-60	31836A/B	(from Chassis No.38193)		
L.H. (N. America) ..	1959-60	52423B/F	Warning lights			Motor (L.H.D.) ..	1960	75357A
R.H.	1959-60	52428B/F	Ignition, bulb holder ..	1959-60	863511	.. (R.H.D.) ..	1960	75358A
Stop tail, flasher and reflex	1959-60	53750A/B	Main beam, bulb holder	1959-60	554734	Wheelbox		
ditto (N. America)	1959-60	53751A/B	Bulb	—	987	Driver side	1960	72707A
Relay, horn	1959-60	33188A	Windshield wipers			Passenger side ..	1960	72713B
Sleeve, Lucas connector			Motor, left hand drive	1959-60	75358A	Crosshead and rack assy.	1960	744254
14 amp.	1959-60	54190042 right hand drive	1959-60	75357A	Outer casing		
35 amp.	1959-60	54190043	Wheelbox			Motor to wheelbox	1960	54710207
Starting motor	1959	25022M	Driver side	1959-60	72713A/B	Wheelbox to wheelbox	1960	54710208
.. ..	1960	25022N/Q	Passenger side ..	1959-60	72707A	End tube	1960	740746
SWITCHES			Crosshead and rack assy.	1959-60	744254	Ferrule, casing retaining	1960	740715
Dipper	1959-60	31800A	Outer casing			Grommet, wheelbox	1960	740811
Flasher	1959-60	31885A	Motor to wheelbox ..	1959-60	54710207	Arm, L.H.D.	1960	54711538
Heater	1959-60	31828A	Wheelbox to wheelbox	1959-60	54710208	.. R.H.D.	1960	54711539
			End tube	1959-60	740746	Blade	1960	54711283

MORRIS 'Oxford' Taxi and Hire Car 1947-51

Ammeter	1947-50	*364428	LAMPS			SWITCHES—continued		
.. ..	1951	36047D	'For Hire' sign	1947-51	*52115A	Panel	1947-51	31201B
Battery	1947-51	SG13E	Head, Home			Knob	—	314026
Coil, ignition	1947-51	*45020A	Dip left (L.H.)	1947-50	*50460D	Reverse lamp	1949-51	*31077A
Control arm	1947-51	*31090A	Non-dip (R.H.)	1947-50	*50461D	Solenoid, starting motor	1947-50	76022B
Control box	1947-48	*37032A/B	Dip left (L.H.)	1951	*50914B	Solenoid operating ..	1947-50	*31071A
.. ..	1949-50	37065E	Non-dip (R.H.)	1951	*50915B	Starting motor	1951	76427A
.. ..	1951	*37076E	Number plate illumination	1947-49	*53064A	Stop lamp	1947-51	31281B
.. .. Later	1951	*37139D	1950	*53111A	Spring	—	*315714
Distributor	1947-49	40064A/F	1951	53101E	Trafficators	1947-51	*54039A
.. ..	1950-51	40142A/F	Reverse	1951	53210F/H	Warning light (ignition)	1947-51	*38013B
Fuse box	1947-49	*385019	Side	1947-49	*52113A	Windshield wipers		
.. ..	1950	*385221	1950	52121A	Motor	1947-50	*75074H
.. ..	1951	033239	1951	52154A	1951	*75074J
Generator	1947-50	*22446A	Stop tail	1951	53178D	Wheelbox (with switch)	1947-51	72583A/F
.. ..	1951	*22435A/B	Mirror	1947-51	*620128	.. (less switch)	1947-51	72584A/D
.. .. Later	1951	*22456A/B	Starting motor	1947-50	*255378	Crosshead and rack assy.		
Horn	1947-49	*69008B	Suppressor	1951	25533A/B	Cut to 22 1/2"	1947-51	736177
.. ..	1950-51	*69040A	SWITCHES			Outer casing		
Inspection lamp sockets	1947-51	39507A	Battery master	1947-51	*76605B	Motor to wheelbox ..	1947-51	739833
Junction box	1947-51	78266A	Ignition and lighting ..	1947-51	*34018B	Wheelbox to wheelbox	1947-51	739937
.. ..	1950-51	78264A				End tube	1947-51	740031
						Arm	1947-51	735064
						Blade	1947-51	727803

MORRIS 'Six' Saloon 1948-54

Ammeter	1948-51	*36072D	LAMPS, Head, Export—			LAMPS—continued		
.. ..	1952-54	36149A	<i>continued</i>			Stop tail	1952-53	*53197A
Battery	1948-54	GT9A	R.H.D., dip left	1951	*50445K Later	1953-54	53288A
Coil, ignition	1948-53	*45039A	1951-52	*50954A	Mirror	1948-50	*62031A
.. ..	1954	*45012D	1952	50941A	1951-52	062552
Control box	1948-52	*37076E	1953	*51335A	1951-52	39015A
.. .. Later	1952-54	*37139D	1953-54	51336A	Panel light bulb holder ..	1950-54	39015A
Distributor	1948-49	40157B/D	L.H.D., dip right, pilot			Starting motor	1948-54	25518A/E
.. ..	1950-54	40181A	type	1948-51	*A50793B	Suppressor	1951-54	78105A
Flasher relay (U.S.A.) ..	1948-52	33095A	L.H.D., dip right	1951	*A50445K	.. (sparking plug)	1951-54	78113A
Fuse box	1948-52	*37107A	1951-53	*50804D	SWITCHES		
.. .. Later	1952-49	033239	Head, Export Europe	1953-54	*51338A	Boot lamp	1948-49	*31180A
Generator	1948-49	22434D	(not France), pilot type	1948-51	*B50793B	Dipper	1948-54	31284A
.. ..	1950-53	*22435A/B	Head, Export Europe			Heater or fan	1948-53	78206A
.. .. Later	1953-54	*22456A/B	(not France)	1951	*B50445K	Knob	—	768378
Horn	1948-54	*69011F	ditto .. Later	1951-52	*50963A	Heater or fan	1954	31248A
Low note	1948-54	*69012F	ditto	1953	*51340A	Knob	—	*316490
High note	1948-54		ditto .. Later	1953-54	51339A	Ignition	1948-54	31287A
LAMPS			Head, Export France, pilot			Lighting	1948-54	31126B
Boot	1949	56035E	type	1948-51	50679E	Knob	—	*316117
Head, Home			Head, Export France ..	1951	*50790E	Panel	1948-52	*31217A
R.H.D., dip left, pilot			1951-52	*50962A	Knob	—	315062
type (L.H.)	1948-51	*50793B	1953	*51341A	Panel	1953-54	*78292A
R.H.D., non-dip, pilot			1953-54	51342A	Knob	—	*768890
type (R.H.)	1948-51	*50362F	Head, Export U.S.A. ..	1948-52	*50804D	Starting motor	1948-50	*764401
R.H.D., dip left (L.H.)	1951	*50445K	1953-54	51343A	Coupling	1951-54	76423A
.. .. non-dip (R.H.)	1951	*50446K	Number plate illumination	1948-50	53093E	Stop lamp	1954	31082B
R.H.D., dip left			1951-52	53101E	Windshield wiper	1948-54	*31199A
(L.H. and R.H.) Later	1951-52	*50954A	Side	1951-54	52139B	Knob	—	315075
.. ..	1952	50941A	.. (U.S.A.)	1948-52	*52142D	Trafficators	1948-49	*54013B
.. ..	1953	*51335A	Stop tail	1948-49	*53151A	1950	*54036A
.. .. Later	1953-54	51336A	1950	*53102B	1951-52	*54041A
Head, Export			1951	53200A	1952-54	54044D
R.H.D., dip left, pilot								
type	1948-51	*50793B						

* See Supersession Chart L.H. .. Left hand R.H. .. Right hand L.H.D. .. Left hand drive R.H.D. .. Right hand drive continued



MORRIS 'Six' Saloon 1948-54—continued

Unit	Year	Part No.	Unit	Year	Part No.	Unit	Year	Part No.
Warning lights			Windshield wipers— <i>cont'd</i>			Windshield wipers— <i>cont'd</i>		
Ignition	1948-54	*38013B	Motor	1951	*75084L	Outer casing		
Main beam	1951-54	*38087A	"	1952-54	75143A	Motor to wheelbox ..	1948-54	740482
Windshield wipers			Wheelbox	1948-52	72590A/K	Wheelbox to wheelbox	1948-54	739972
Motor	1948-50	*75084K	"	1953-54	72629A/D	End tube	1948-54	740031
			Crosshead and rack assy.			Arm, left hand	1948-54	*737526
			Cut to 36 $\frac{1}{8}$ "	1948-54	736307	" right hand	1948-54	*737525
						Blade	1948-54	727759

MORRIS 'Isis' Saloon 1956-57: Series II 1958: 'Isis Traveller' 1956-57

Unit	Year	Part No.	Unit	Year	Part No.	Unit	Year	Part No.
Ammeter	1956	36182B	LAMPS— <i>continued</i>			SWITCHES— <i>continued</i>		
"	1957-58	36234A	Side and flasher (L.H.D. and optional R.H.D.) ..	1956-58	52216B	Starting motor	1956-58	76423A
Battery	1956-57	GT9A	Stop tail ("Traveller") ..	1956-57	53178F	Coupling	—	764428
"	1958	GT9A-3	Stop tail and reflex			Boot, rubber	—	860556
Coil, ignition	1956-58	*45054D/J	Saloon (when trafficators fitted)			Stop lamp	1956-58	31082E
Control box	1956-58	37183A/H	Saloon (when trafficators fitted)			Windshield wiper	1956	31248B
Distributor	1956-57	40442D	Left hand	1956	53310D	Knob	—	316393
Premium Petrol	1958	40580A/B	Right hand	1956	53311D	Windshield wiper	1957-58	*31515A
Export, low grade Petrol	1956-58	40470A	Saloon (when trafficators fitted)			Knob	—	312865
Flasher unit (L.H.D. and optional R.H.D.) ..	1956	*35003A	ditto	1957	53589B	Trafficators (R.H.D.) ..	1956-58	54044D/E
ditto	1957-58	35010A	Stop tail, flasher and reflex					
Flasher relay ("Traveller")	1956-57	33117D	Saloon (L.H.D. and optional R.H.D.) ..			Windshield wipers		
Fuse box	1956-58	033239	Left hand	1956	53312D	Motor	1956-57	75295A
Generator	1956	*22483A	Right hand	1956	53313D	"	1958	75212D
"	1957-58	*22483B/D	Except U.S.A.	1957	53588B	Wheelbox	1956	72666A
Horn			U.S.A.	1958	53588E	" Later	1956-58	72680A/B
Low note	1956-58	69046A/F	"	1957	53590B	Crosshead and rack assy.	1956	*743232
High note	1956-58	69047A/F	"	1958	53590E	Cut to 44 $\frac{3}{8}$ "	1957-58	743235
Horn relay	1956-58	*33116B	U.S.A.	1957	53590B	Outer casing		
			"	1958	53590E	Motor to wheelbox ..	1956-58	745150
			Mirror	1956	062612	Wheelbox to wheelbox	1956-58	745151
			Reflex reflector			End tube	1956-58	740746
			("Traveller")	1956-57	57052B	Ferrule, casing retaining	1956-58	740715
			Starting motor	1956-58	25521D	Arm, left hand	1956-58	743524
			Suppressor	1956-58	78106A	" right hand	1956-58	743523
						Blade	1956	*738735
			SWITCHES			"	1957-58	737897
			Dipper	1956-58	31284A			
			Heater or fan	1956	31126B	Borg Warner automatic transmission (optional)		
			Knob	1956	316162	Gear indicator quadrant		
			Ignition	1956	31497A	Left hand drive	1957-58	56069A
			Ignition and lighting ..	1957-58	31655A	Right hand drive	1957-58	56068A
			Lighting	1956	31126B	Switch		
			Knob	1956	316144	Cutout	1957-58	*31077E
			Panel rheostat	1956-58	78311A			
			Knob	1956	768930	Borg Warner overdrive equipment (optional)		
			"	1957-58	768945	Relay	1957-58	33177A
			Solenoid, starting motor (automatic transmission)	1957-58	*76443A	Switches	1957-58	
			Solenoid operating			Kick-down	1957-58	31632A/B
			(automatic transmission)	1957	*31446B	Centrifugal	1957-58	76112A/D
			ditto	1958	*31247D			
			Knob	1957-58	313668			

MORRIS 5 cwt. Van 1946-53

Unit	Year	Part No.	Unit	Year	Part No.	Unit	Year	Part No.
Ammeter	1946	*364647	LAMPS			SWITCHES		
"	1947	*364510	Dash	1951-53	A56029B	Dipper	1946-53	*360020
Battery	1946-53	36047D	Head, Home			Ignition and lighting ..	1946-53	*344694
Bulb holder, panel light ..	1950-53	39007A	R.H.D., vertical dip ..	1946-47	*50370A	ditto (Export)	1948-53	*34018A
Coil, ignition	1950-53	39010A	" dip left (L.H.) ..	1948-49	*50632D	Starting motor	1946-50	*764401
Control box	1946-53	*45016A	" non-dip (R.H.) ..	1948-49	*50633D	"	1951-53	76423A
"	1946-50	*332195	" dip left (L.H.) ..	1949-53	50649B	Coupling	1951-53	764428
"	1951-53	332151	" Later	1949-53	50746B	Stop lamp	1946-53	31281B
" (Export)	1948-53	37081H	" non-dip (R.H.) ..	1949-53		Spring	1946-53	*315714
Distributor	1946-53	*40056A/J	" Later			Trafficator	1946-53	31379A
Fuse box	1947-53	*37130A	Head, Export			Trafficators	1946-50	*54015B
Generator	1946-51	22007B	R.H.D., dip left ..	1948-49	*50632D	"	1951-53	*54043A
"	1951-52	22448B	" Later	1949-53	50649B	Warning light (ignition) ..	1946-53	*38012B
"	1952-53	22448D	Stop tail and number plate					
"	1953	22472A	ditto Later	1947-53	*A53008B	Windshield wipers		
" (Export)	1946-52	22448B	Mirror	1950-53	62515A	Motor	1946-51	*75121A
Horn	1946-53	*069376	Starting motor	1946-50	*250405	"	1952-53	75165A
Horn push	1946-51	*762190	" Later	1951-52	25032A	Arm	1946-53	*735049
			Suppressor	1951-53	78105A	Blade	1946-53	727802

MORRIS Quarter Ton Van and Pick-up Truck 1954-60

Unit	Year	Part No.	Unit	Year	Part No.	Unit	Year	Part No.
Battery	1954-57	GT7A	Distributor	1954-55	*40299E	Generator	1954-55	22258D
"	1958-60	BT7A	" Later	1956	*40299L	"	1956-59	22258E/H
Coil, ignition	1954	*45020A	" (high compression)	1957-58	40494A	"	1960	22700D
"	1955-60	*45053	" Later	1958-59	40561B	" (temporary alternative)	1960	*22704A
Control box	1954-56	*37138D	"	1957-58	40561H & K	Horn	1954-56	*069399
"	1956-58	37182A/H	"	1958-59	40569A	Low note (N. America)	1954-55	*69011F/J
"	1959	37182J	" Later	1958-59	40569B/F	ditto	1956-60	69046A/F
"	1960	37183K & L	"	1960	40569J	High note (N. America)	1954-55	*69012F/J
			Fuse box	1954-60	033239	ditto (and optional)	1956-60	69047A/F
						Horn push	1960	*31010B

* See Supersession Chart L.H. .. Left hand R.H. .. Right hand L.H.D. .. Left hand drive R.H.D. .. Right hand drive continued

Note. Before ordering Steering Column Controls refer to the detailed parts section (P)



MORRIS Quarter Ton Van and Pick-up Truck 1954-60—continued

Unit	Year	Part No.	Unit	Year	Part No.	Unit	Year	Part No.
LAMPS			LAMPS—continued			Warning lights—continued		
Head, Home			Side	1954-60	52139B/E	Ignition bulb holder ..	1959-60	863511
R.H.D., dip left ..	1954-55	51336A	Stop tail	1954-60	53178D/H	Bulb	1959-60	987
" " " " ..	1956	51336B/J	Reflex reflector	1955-60	57047A/D	Main beam, bulb holder	1954-57	39007A
" " " " Later	1957-60	51736B/D	Sleeve, Lucar connector			" " " " "	1959-60	554734
" " " " ..	1960	51336B/J	14 amp.	1960	54190042	Bulb	—	987
Head, Export			35 amp.	1960	54190043	Oil, bulb holder	1959-60	863511
R.H.D., dip left ..	1954-55	51336A	Starting motor	1954-57	25022F/L	Bulb	—	987
" " " " ..	1956	51736B/D	" " " "	1958-59	25022M	Petrol reserve	1955	*38013B
" " " " Later	1957-60	51336B/J	Suppressor (when fitted)	1960	25022N/Q	Side lamp, bulb holder	1954	39007A
" " " " ..	1960	*51337A		1954-60	78106A	Bulb	—	987
L.H.D., dip right ..	1954	*51337B	SWITCHES			Windshield wipers		
" " " " ..	1955	*51337C/E	Dipper	1954-60	31284A/D	Motor	1954-56	75151A
" " " " ..	1956	*51337D/E	Ignition	1954-60	31287A/F	" " " "	1957	75295E
" " " " Later	1957-60	51737B	Lighting	1954-56	31126B	" " " " Later	1958-59	75295E
" " " " ..	1960	*51337F/K	Knob	—	*316117	Wheelbox	1954-56	72642A/E
Head, Export Europe			Knob	1957-60	*31251A/F	" " " "	1957-60	72693A/B
(not France)	1954-55	51339A	Lighting	—	316154	Crosshead and rack assy.		
ditto	1956	51339B/H	Panel	1954-60	31140A/B	Cut to 31 1/2"	1954-56	738764
ditto	1957-59	51738B	Starting motor	1954-60	76423A	Crosshead and rack assy.	1957-60	743251
(except France & Sweden)			Coupling	—	764428	Outer casing		
Later	1959-60	58270A	Boot, rubber	1954-60	860556	Motor to wheelbox	1954-56	740482
ditto	1960	58230A/E	Stop lamp	1954-60	31082B/J	" " " "	1957-60	744546
Head, Export France			Windshield wiper	1954	*31217A	Wheelbox to wheelbox ..	1954-56	739973
" " " "	1954-55	*51341A	Knob	—	*315062	" " " "	1957-60	744547
" " " "	1956	*51341B/E	Windshield wiper	1955	31474A	End tube	1954-56	740031
" " " " Later	1957-59	51739B	Knob	—	318378	" " " "	1957-60	740746
" " " "	1959-60	58271A	Windshield wiper	1956-60	*31515A	Ferrule, casing retaining	1957-60	740715
" " " "	1960	58231A/E	Knob	1956	316388	Grommet, wheelbox	1957-60	740811
Head, Export Sweden			Windshield wiper	1957-60	312865	Arm, left hand	1954-56	737444
Head, Export U.S.A.			Warning lights			" " " "	1957-60	745075
" " " "	1959-60	58450A	Flasher, bulb holder ..	1954-57	39007A	" " " " right hand	1954-56	737445
" " " "	1954-55	51343A	Bulb	—	987	Blade	1954-56	745084
" " " "	1956	51343B/E	Ignition	1954	*38013B	" " " "	1954-56	727802
" " " "	1957-59	51741B				" " " "	1957-60	738734
" " " "	1960	*58497A/B						
Head, Export Canada								
Number plate illumination	1954-60	53291A/B						

MORRIS Quarter Ton Van (G.P.O.) 1954-60

Battery	1954-57	GT9A	Reflex reflector	1955-60	57047D	SWITCHES—continued		
" " " "	1958-59	GT9A-3	Sleeve, Lucar connector			Windshield wiper	1955-60	*31515A
" " " "	1960	BT9A	14 amp.	1960	54190042	Knob	1955-59	316388
Bulb holder, panel light	1954	39015A	35 amp.	1960	54190043	" " " "	1960	312865
Coil, ignition	1954	*45020A	Starting motor	1954-59	25022A/L & M	Trafficators	1954-58	54050A
" " " "	1955-60	*45053	" " " "	1960	25022N/Q	Warning lights		
Control box	1954-56	D/J/M	Steering column control	1960	33526B	Bulb holder, ignition and		
" " " "	1956-59	*37138D	Slip ring	1960	38269A	oil pressure	1958-60	863511
" " " " Later	1960	37182A/H	Suppressor (when fitted)	1954-60	78106A	Bulb holder, main beam	1958-60	554734
" " " "	1960	37183K & L				Bulb	—	987
Distributor	1954-55	*40299E	SWITCHES			Windshield wipers		
" " " "	1956	*40299L	Dipper	1954-60	31284A/D	Motor	1954-59	75143A
" " " " Later	1956-59	40494A	Flasher	1960	31883A	" " " "	1960	75295E
" " " "	1960	40494B/D & F	Horn push and trafficator	1958	31755D/F	Wheelbox	1954-59	72654A
" " " "	1960	40494E & H	Horn push and flasher			" " " "	1960	72693B
Flasher unit	1958-60	35012A	" " " " Later	1958-59	31756F	Crosshead and rack assy.		
Fuse box	1954-58	033239	Ignition	1954-57	31287A/B	Cut to 44 1/2"	1954-59	736307
" " " "	1958-60	*37131A	" (Engineers' Van)	1958-60	31287F	Crosshead and rack assy.	1960	743251
Generator	1954-56	22258D	" (Mail Van,)			Outer casing		
" " " "	1956-59	22258E/F	serviced by G.P.O.) ..	1958-60	31786A/B	Motor to wheelbox	1954-59	739858
" " " "	1960	22700D	Lighting	1954-57	31126B	" " " "	1960	744546
" " " " (temporary			Knob	—	*316117	Wheelbox to wheelbox ..	1954-59	739973
alternative)	1960	*22704A	Lighting	1958-60	*31251D	" " " "	1960	744547
Horn	1954-57	069399	Knob	—	316154	End tube	1954-59	740031
" " " "	1958-60	69046F	Panel	1954-60	31140A/B	" " " "	1960	740746
LAMPS			Starting motor	1954-60	76423A	Ferrule, casing retaining	1954-59	738410
Flasher	Late	53778A	Coupling	1954-60	764428	" " " "	1960	740715
Head			Boot, rubber	1954-60	860556	Arm, left hand	1954-59	737444
Metal wings	1954-56	51336A & B/J	Stop lamp	1954-60	31082B/J	" " " " right hand	1960	745075
" " " "	1957-60	51736B/D	Trafficator	1954-60	31082B/J	" " " "	1954-59	737445
" " " "	1955-57	51026A	Windshield wiper	1954	*31217A	Blade	1954-59	727803
Number plate illumination	1954-60	53291A/B	Knob	—	315062	" " " "	1960	738734
Side	1954-60	52139B/E						
Stop tail	1954-60	53178D/H						

MORRIS 10 cwt. Van 1946-50

Ammeter	1946-50	*364428	LAMPS, Head, Home—			Starting motor		
Battery	1946-50	BNW9A	<i>continued</i>			SWITCHES		
Coil, ignition	1946-50	*45020A/B	R.H.D., vertical dip			Battery master	1946-50	76605B
Control box	1946-47	*37003A	" " " " (L.H.)	1948-49	*50632D	Dipper	1946-50	31284A
" " " "	1948-50	37057E	" " " " vertical dip	1948-49	*50633D	Ignition and lighting ..	1946-48	*34022A
Distributor	1946-49	*406269	" " " " (L.H.) Later	1949	50649A/B	" " " "	1949-50	*34026A
" " " "	1950	*40205A/B	" " " " non-dip	1949	50746B	Panel	1946-50	*31276A
Generator	1946-50	22449A	" " " " (R.H.) Later	1950	50413D	Starting motor	1946-50	*764150
" " " "	1946-50	069344	" " " " dip left (L.H.)	1950	50746B	Trafficator	1946-50	031046
LAMPS			" " " " non-dip (R.H.)	1950		Trafficators	1946-50	*54017B
Head, Home			Head, Export			Warning light (ignition) ..	1946-50	*38013B
R.H.D., non-dip ..	1946	50129A	Vertical dip	1948-49	*50632D	Windshield wipers		
" " " " vertical dip			" " " "	1949-50	50649A/B	Motor	1946-50	733179
" " " " (L.H.)	1947	*50370A	Stop tail and number plate	1946-49	*53008B	Arm	1946-50	*735049
" " " " non-dip (R.H.)	1947	*50549A	Stop tail	1950	*53060A	Blade	1946-50	727802

* See Supersession Chart

L.H. .. Left hand

R.H. .. Right hand

L.H.D. .. Left hand drive

R.H.D. .. Right hand drive



MORRIS Half Ton Van and Pick-up Truck 1954-60

Unit	Year	Part No.	Unit	Year	Part No.	Unit	Year	Part No.
Ammeter	1954-56	36149A	LAMPS— <i>continued</i>			SWITCHES— <i>continued</i>		
"	1957-60	36234A	Head, Export Europe			Starting motor	1954-60	76423A
Battery	1954-57	GT9A	(not France)	1954	*51340A	Coupling	1954-60	764428
"	1958-59	GT9A-3	ditto Later	1954-55	51339A	Boot	1954-60	860556
"	1960	BT9A	ditto	1956	51339B/H	Stop lamp	1955-60	31082D/J
Coil, ignition	1954-56	*45020A/B	ditto	1957-59	51738B/D	Windshield wiper	1954	*31199A
"	1957-60	*45053	(except France & Sweden)			Knob		315075
"			Later	1959-60	58270A	Windshield wiper	1955-56	31474A
Control box	1954-55	*37138A/D	Head, Export France	1954-55	51341A	Knob		318385
"	1956-59	37182A/H	"	1956	51341B/E	Windshield wiper	1957-60	*31515A
"	1959	37182J	"	1957-59	51739B	Knob		312865
"	1960	37183K	"	1959-60	58271A			
Distributor	1954-56	40358D/E	Head, Export Sweden	1959-60	58450A	Warning lights		
"	1957-59	40499A/D & F	Head, Export U.S.A.	1954-55	51343A	Flasher	1955-56	*38087A
"	1960	40499E & H	"	1956	51343B/E	Ignition	1954-56	*38013B
Flasher relay	1954-56	33117A	"	1957-60	51714B	Main beam	1954-56	*38087A
Fuse box	1954-60	033239	Head, Export Canada	1958-60	51987A/B			
Generator	1954-55	22258D	Number plate illumination	1954-60	53101E/J	Windshield wipers		
"	1956-59	22258E/F	Roof	1954-60	56022D	Motor	1954-56	75143A
"	1960	22700D	Side (R.H.D.)	1954-56	52139B	"	1958-59	75295A
"			Side and flasher (L.H.D.)	1954-56	*52162B/E	"	1959-60	75212D/E
"			"	1957-60	52216D	"	1959-60	75212F
"			Stop tail	1954-56	53178D/F	Wheelbox or clutch		
"			Stop tail, flasher and reflex	1957-60	*53479D	housing	1954-56	72629A/D
Horn	1954-56	*069399	ditto (U.S.A.)	1957-60	53634A	ditto	1957-60	72680A/D
Low note (N. America)	1955	*69011J	Reflex reflector	1955-56	57047A/D	Crosshead and rack assy.		
"	1956-60	69046A/F	Starting motor	1954-56	25021A/F	Cut to 39 3/4"	1954-56	736307
High note (N. America)	1955	*69012J	"	1957-59	25022A/L & M	"	1957-60	734235
ditto (and optional)	1956-60	69047A/F	"	1960	25022N/Q	Outer casing		
Horn relay (when twins fitted)	1955-60	*33116B	Suppressor (when fitted)	1954-57	78105A	Motor to wheelbox	1954-56	740482
LAMPS			"	1958-60	78106A	"	1957-60	745150
Head, Home						Wheelbox to wheelbox	1954-56	739972
R.H.D., dip left	1954	*51335A	SWITCHES			"	1957-60	745151
"	1954-55	51336A	Dipper	1954-60	31284A/D	End tube	1954-56	740031
"	1956	51336B/J	Ignition	1954-56	31287A	"	1957-60	740746
"	1957-60	51736B/D	Ignition and lighting	1957-60	31655A	Ferrule, casing retaining	1957-60	740715
Head, Export			Knob		316449	Arm, left hand	1954-56	737496
R.H.D., dip left	1954	*51335A	Lighting	1954-56	31126B	"	1957-59	743524
"	1954-55	51336A	Knob		*316117	"	1960	54711571
"	1956	51336B/J	Panel	1954-56	*78292A	"	1954-56	737495
"	1957-60	51736B/D	Knob	1954	*768890	"	1957-59	743523
L.H.D., dip right	1954	*51338A	Panel	1955-56	786651	"	1960	54711572
"	1954	*51337A	"	1957-59	78311A	Blade	1954-56	727803
"	1955	*51337B	"	1960	78346A	"	1957-60	737897
"	1956	*51337D/E	Knob	1957-60	768945			
"	1957-60	51737B						

MORRIS COMMERCIAL 15/20 cwt. PV 1946-53

Ammeter	1946-47	*364510	LAMPS, Head, Home—			LAMPS— <i>continued</i>		
"	1948-53	36047D	<i>continued</i>			Stop tail and number plate	1946-49	*53031D
Battery	1946-50	SLT13A	R.H.D., non-dip (R.H.)	1946-47	*50432A	ditto	1950-52	*53063B
"	1951-53	GT11A	" dip left (L.H.)	1948-49	*50433A	ditto (G.P.O.)	1953	53295A
Coil, ignition	1946-53	*45020A/B	" non-dip (R.H.)	1948-49	50434A	Mirror	1947-53	*620601
Control box	1946-47	*37031A	" dip left (L.H.)	1950	*50854D	Starting motor	1946-48	*255378
"	1948-50	37057E	" non-dip (R.H.)	1950	*50855B	"	1949	*25524A
"	1951-52	37065E	" dip left			"	1950-53	25533A/D
"	1952-53	*37138A/B	(L.H. and R.H.)	1951	*50728D	Suppressor (distributor)	1951-53	78114A
Distributor	1946-49	40069A/B	ditto Later	1951-53	*51014A/F	"	1951-53	78106A
"	1950-53	40069D/H	Head, Export			SWITCHES		
Fuse box	1952-53	033240	R.H.D., dip left	1950	*50854D	Battery master (G.P.O.)	1951-53	76602B
Generator (L3-T3)	1946-49	24524A	"	1951	*50728D	Horn push and dipper	1946-48	*31061B
"	1946-49	22449A	"	1951-53	*51014A/F	"	1949-53	*31076B
"	1950-52	*2250E/F	L.H.D., dip right	1950	*A50854A	Ignition and lighting	1946-53	*34018A
"	1952-53	22258D	"	1951	*A50728D	Starting motor	1946-53	76427A
"	1946-53	*069213	"	1951-53	*51016A/F	Trafficator (G.P.O.)	1951-53	031296
Horn	1946-53	*39506A	Head, Export Europe			Trafficators (G.P.O.)	1951-53	*053830
Inspection lamp sockets	1946-53	78266A	(not France)	1950	*B50854D	Warning light (ignition)	1946-53	*38013B
Junction box	1946-53		ditto	1951	*B50728D	Windshield wipers		
LAMPS			ditto	1951-53	*51015A/F	Motor	1946-47	*733068
Dash	1949-53	56031A	Number plate illumination	1953	53101E	"	1948-53	*75049A
Head, Home			Roof	1949-53	56022D	"	1946-53	735065
R.H.D., dip left (L.H.)	1946-47	*50431A	Side	1950-53	52139B	Arm	1946-53	735063
			Stop tail	1953	53178D	Blade	1946-53	727806

MORRIS COMMERCIAL 25/30 cwt. LC3 1946-52

Ammeter	1946-49	*364428	Inspection lamp sockets	1946-52	39507A	LAMPS, Head, Export—		
"	1950-52	36047D	Junction box	1946-52	78266A	<i>continued</i>		
Battery	1946-51	SLT13A	LAMPS			R.H.D., dip left		
"	1952	GT11A	Dash (G.P.O.)	1951-52	56031A	(L.H. and R.H.)	1950	*50854D
Coil, ignition	1946-52	*45020A/B	Head, Home			ditto	1951	*50728D
Control box	1946-47	*37031A	R.H.D., dip left (L.H.)	1946-49	50440A	ditto	1951-52	*51014A/F
"	1948-49	37057E	" non-dip (R.H.)	1946-49	50441A	L.H.D., dip right	1950	*A50854D
"	1950-52	37065E	" dip left (L.H.)	1950	*50854D	"	1951	*A50728D
"	1952	*37138A/B	" non-dip (R.H.)	1950	*50855A	"	1951-52	*51016A/F
"	1946	*405516	" dip left			Head, Export Europe		
Distributor	1946-49	40069A/B	(L.H. and R.H.)	1951	*50728D	(not France)	1950	*B50854D
"	1950-52	40069D/H	ditto	1951-52	*51014A/F	ditto	1951	*B50728D
Fuse box	1952	033240	ditto	1951-52	*51014A/F	ditto	1951-52	51015A/F
Generator	1946-49	22449A	Head, Export			Side	1946-48	52105A
"	1950-52	*22250E/F	Vertical dip (L.H.)	1946-47	*50439A	"	1949-52	52154A
"	1952	22258A/B	"	1946-47	*50465A	Stop tail and number plate	1946-52	*53063B
"	1952	22258A/B	"	1948-49	*50427A	Mirror	1946-52	*62528A
Horn	1946-52	*069213	"	1948-49	*50464A	Panel light bulb holder	1946-52	39007A

* See Supersession Chart L.H. .. Left hand R.H. .. Right hand L.H.D. .. Left hand drive R.H.D. .. Right hand drive continued

Note. Before ordering Steering Column Controls refer to the detailed parts section (P)



MORRIS COMMERCIAL 25/30 cwt. LC3 1946-52—continued

Unit	Year	Part No.	Unit	Year	Part No.	Unit	Year	Part No.
Starting motor	1946-48	*255378	SWITCHES—continued			Warning light (ignition) ..	1946-49	*318505
" " " " " " " "	1949	*25524A	Horn push and dipper ..	1946-52	*31329A	" " " " " " " "	1950-52	*38013B
" " " " " " " "	Later	25533A/B	ditto (Export) ..	1946-52	*31061B	Windshield wipers		
Suppressor (distributor) ..	1951-52	78114A	Ignition and lighting ..	1946-49	*344540	Motor	1946-48	733071
" (plug)	1951-52	78106A	" " " " " " " "	1950-52	*34018A	" (steel cab)	1949-52	733071
SWITCHES			Starting motor	1946-52	76427A	" (Van)	1949-52	*75049A
Battery master (G.P.O.)	1951-52	76602B	Trafficator (G.P.O.) ..	1951-52	031296	" (L.H.D.)	1951-52	75138B
			Trafficators (G.P.O.) ..	1951-52	*053830	Arm	1946-52	*735045
						Blade	1946-52	727802

MORRIS COMMERCIAL 25/35 cwt. 1946

Unit	Year	Part No.	Unit	Year	Part No.	Unit	Year	Part No.
Ammeter	1946	*364428	LAMPS			SWITCHES—continued		
Battery	1946	SLT13A	Head			Ignition and lighting ..	1946	*344540
Coil, ignition	1946	*45020A	Non-dip	1946	50129A	Starting motor	1946	76427A
Control box	1946	*37031A	Side	1946	52036A	Adaptor plate	—	78275A
Distributor	1946	40069A/B	Stop tail and number plate	1946	*53028B	Warning light (ignition) ..	—	*318505
Generator	1946	22449A	Starting motor	1946	*255378	Windshield wipers		
Horn	1946	069344	SWITCHES			Motor	1946	733071
Junction box	1946	78266A	Horn push and dipper ..	1946	*380150	Arm	1946	*735045
						Blade	1946	727802

MORRIS COMMERCIAL 30 cwt. LC4 1953: LC5 (Petrol) 1954-60: LCO 1956-57: LCO5 (Diesel) 1958-60

Unit	Year	Part No.	Unit	Year	Part No.	Unit	Year	Part No.
Ammeter	1954-60	36125A/B	LAMPS—continued			SWITCHES—continued		
Battery (Petrol)	1953-59	GT11A	R.H.D., dip left ..	1956-59	51344B	Panel	1953-54	31192A
" " " " " " " "	1960	BT11A	" " " " " " " "	1959-60	51344D/F	Knob	—	315062
" (Diesel)	1956-60	MT19E	L.H.D., dip right ..	1953	*50528M	Panel	1955	31201D
Bulb holder, speedo. light	1953-60	39007A	" " " " " " " "	1954	*51345A	Knob	—	*312850
" " " " " " " "	1953-60	39010A	" " " " " " " "	1955	*51345B	Panel	1956-60	*31557A
Bulb	—	987	" " " " " " " "	1956-60	*51345D/F	Knob	—	316132
Coil, ignition	1953-54	*45020A/B	Head, Export Europe			Solenoid, starting motor		
" " " " " " " "	1955	*45053A	(not France)	1953	*50961A	(Diesel)	1956-60	*76443A
" " " " " " " "	1956	*45054D	ditto	1954-55	51346A	Solenoid operating		
" " " " " " " "	1957-60	*45053	ditto	1956-59	51346B/E	(Diesel)	1956-58	*31294A
Control box	1953-54	H/M	(except France & Sweden)			Starting motor (Petrol)	1953-60	76423A
" " " " " " " "	1954-55	37065E	Later	1959-60	58272A/B	Coupling	1953-60	764428
" " " " " " " "	Later	*37138A/D	Head, Export France			Stop lamp	1955-60	31082E/J
" " " " " " " "	1956-59	37182A/H	Head, Export Sweden ..	1960	58451A/B	Windshield wiper	1953-54	31192A
" " " " " " " "	1959-60	37182J	Head, Export U.S.A. ..	1960	*58499A/B	Knob	—	315062
" " " " " " " "	1960	37182K	Number plate illumination	1953-60	53101E/J	Windshield wiper	1955	31201D
Distributor	1953	40069D/H	Side	1953-60	52139B/E	Knob	—	318385
" " " " " " " "	1954-56	*40321E/F	Stop tail	1953-60	53178D/H	Windshield wiper	1956-60	*31557A
" " " " " " " "	1957-59	40496A/B	Sleeve, Lucas connector			Knob	—	316388
" " " " " " " "	1960	40496D & F	14 amp.	1960	54190042	Warning lights		
" " " " " " " "	Later	40496E & H	35 amp.	1960	54190043	Ignition	1953-60	38049A
Fuse box	1953-60	033239	Starting motor (Petrol) ..	1953	25533A/B	Main beam	1953-60	38052B
Generator	1953-55	22258D	" " " " " " " "	1954-60	26043A	Windshield wipers		
" " " " " " " "	1956-59	22258E/F	" " " " " " " "	1956-57	26122A	Motor	1953-60	75146A/B
" " " " " " " "	1960	22700D	" " " " " " " "	1958-59	26135A	Wheelbox	1953-60	72624A/H
" (temporary alternative)	1960	*22704A	" " " " " " " "	1960	26051J	Crosshead and rack assy.		
Horn	1953-58	*069213	" " " " " " " "	1960	26051K/L	Left hand drive ..	1953-60	738499
" " " " " " " "	1959-60	69046F	Suppressor (distributor) ..	1953-55	78114A	Right hand drive ..	1953-60	738987
Junction box	1953-60	78265A	(plug)	1953-60	78106A	Outer casing		
LAMPS			SWITCHES			Motor to wheelbox ..	1953-60	739870
Head, Home			Fuel gauge (Diesel) ..	1959-60	*31294A/B	Wheelbox to wheelbox		
R.H.D., dip left ..	1953	50992A	Horn push and dipper			Left hand drive ..	1953-60	*739974
" " " " " " " "	1954-55	51344A	Left hand drive ..	1953	*31386A	End tube	1953-60	740031
" " " " " " " "	1956-59	51344B	Right hand drive ..	1953	*31305A	Arm, left hand crank ..	1953-60	737639
" " " " " " " "	Later	51344D/F	Horn push and dipper ..	1954-60	*31305A	" " " " " " " "	1953-60	737640
Head, Export			Ignition	1953-60	31187D/E	Blade	1953-60	727803
R.H.D., dip left ..	1953	50992A	Lighting	1953-55	31126D			
" " " " " " " "	1954-55	51344A	Knob	—	315042			
			Lighting	1956-60	*31251A/E			
			Knob	—	*316117			

MORRIS COMMERCIAL 30 cwt. LC4 1953: LC5 (Petrol) 1954-59: LCO5X (Diesel) 1958-59 (G.P.O. Models)

Unit	Year	Part No.	Unit	Year	Part No.	Unit	Year	Part No.
Ammeter	1954-59	36125B	Distributor	1953	40069D/H	LAMPS—continued		
Battery (Petrol)	1953-59	GT11A	" " " " " " " "	1954-56	*40321E/F	Side	1953-56	52139E
" (Diesel)	1958-59	MT19E	" " " " " " " "	1956-59	40496A/B	" " " " " " " "	1957-59	*52105A
Bulb holder, panel light	1953-59	39010A	Fuse box	1953-59	033239	Stop tail and number plate	1953-59	53295A/B
" " " " " " " "	1953-59	39007A	Generator (Petrol)	1953-56	22258D	Reflex reflector	1955-59	57116A
Bulb	—	987	" " " " " " " "	1956-59	22258E/F	" " (alternative)	1956-58	57033D/E
Coil, ignition	1953-54	*45020A	" " " " " " " "	1958-59	*22483D	Starting motor (Petrol) ..	1953	25533B
" " " " " " " "	1955	*45053D	Horn	1953-59	*069213	" " " " " " " "	1954-59	26043A
" " " " " " " "	1956	*45054E	Junction box	1954-59	78265A	" " (Diesel)	1958-59	26125A
" " " " " " " "	1957-59	*45053	LAMPS			Suppressor (distributor) ..	1953-59	78114A
Control box (Petrol) ..	1953-54	H/M	Head	1953	*50992A	" (plug)	1953-59	78106A
" " " " " " " "	1954-55	37065E	" " " " " " " "	1954-55	51344B/D			
" " " " " " " "	Later	*37138D	" " " " " " " "	1956-59	51344B & D/F			
" " " " " " " "	1956-59	37182E/H						
" " " " (Diesel) ..	1958-59	37183H						

* See Supersession Chart L.H. .. Left hand R.H. .. Right hand L.H.D. .. Left hand drive R.H.D. .. Right hand drive

continued



MORRIS COMMERCIAL 30 cwt. LC4 1953: LC5 (Petrol) 1954-59: LCO5X (Diesel) 1958-59 (G.P.O. Models)—cont'd

Unit	Year	Part No.	Unit	Year	Part No.	Unit	Year	Part No.
SWITCHES			SWITCHES—continued			Windshield wipers		
Battery master	1953-59	76602B	Solenoid, starting motor (Diesel)	1958-59	*76443A	Motor	1953-55	75146A
Fuel gauge (Diesel) ..	1958-59	*31294A	Starting motor (Petrol) ..	1953-59	76423A	" (Engineers' cab) ..	1956-59	75299A/B
Heater plug (Diesel) ..	1958-59	31425B	Coupling	—	764428	Wheelbox (offside) ..	1957-59	75146A/B
Knob	—	315042	Stop lamp	1953-59	31082D/H	" (nearside)	1953-59	72624H
Horn push and dipper..	1953-59	*31305A	Trafficator	1953-59	031296A/E	Crosshead and rack assy.	1953-59	72643A
Ignition	1953-55	31187D	Windshield wiper	1953-54	31192D	Outer casing	—	738499
"	1956-59	—	Knob	—	315062	Motor to wheelbox ..	1953-59	739870
"	—	—	Windshield wiper	1955	31201D	Wheelbox to wheelbox ..	1953-59	739972
Lighting	1953-55	31126B	Knob	—	318385	End tube	1953-59	740031
Knob	—	315042	Windshield wiper	1956-59	*31557A	Ferrule, casing retaining	1953-59	738410
Lighting	1956-59	*31251	Knob	—	316388	Arm, left hand crank ..	1953-55	737639
"	—	—	Trafficators	1953-59	54050A	ditto	1956-59	737496
Knob	—	*316117	Warning lights	—	—	ditto (Engineers' cab)	1957-59	737639
Panel	1953-54	31192D	Ignition	1953-55	38049A	Arm, right hand crank ..	1953-55	737640
Knob	—	315062	"	1956-59	*38013B	ditto	1956-59	737495
Panel	1955	*31201D	Main beam	1953-59	38052B	ditto (Engineers' cab)	1957-59	737640
Knob	—	*312850				Blade	1953-55	727803
Panel	1956-59	*31557A				"	1956-59	732642
Knob	—	316132				" (Engineers' cab) ..	1957-59	727803

§ FUEL INJECTION EQUIPMENT (B.M.C. 2.2 litre Diesel Engine)

Unit	Year	Part No.	Unit	Year	Part No.
Fuel pump	1958-59	BPE4A65U210S6355EL	Nozzle holder	1958-59	BKB35S668
Governor	1958	BEPAMZ80A131	Nozzle	1958-59	BDN12SP6A
"	1959	BEPBMZ80A131	Filter	1958	F2-9
Venturi	1958-59	BEPK42-42-111S	"	1959	F2B-9

MORRIS COMMERCIAL 35/40, 45/55 and 60/70 cwt., 5 ton Forward Control, Tipper and ECV13/3 1946-48

Ammeter	1946-47	*364510	LAMPS—continued			SWITCHES—continued		
"	1948	36047D	Head, Home			Ignition and lighting ..	1946-48	*344540
Battery	1946-48	SLT13A	R.H.D., dip left (L.H.)	1946-48	50440A	Solenoid, starting motor	1946-48	76022B
" (ECV13/3)	1946-48	ST11A	" non-dip (R.H.)	1946-48	50441A	(Forward Control) ..	—	—
Coil, ignition	1946-48	*45020A	Head, Export			Solenoid operating	1946-48	*317075
Control box	1946-47	*37032A	Vertical dip (L.H.) ..	1946-48	*50427A	(Forward Control) ..	1946-48	*317075
"	1948	37065E	" (R.H.) ..	1946-48	*50464A	Starting motor	1946-48	76427A
Distributor	1946-48	406354	Side	1946-48	*52110A	Stop lamp	1946-48	31281B
Generator	1946-48	238395	" (ECV13/3 & Tipper)	1946-48	*52105A	Spring	—	315543
Horn	1946-48	069344	Stop tail and number plate	1946-48	*53063B	Warning light (ignition) ..	1946-48	*38013B
Inspection lamp sockets ..	1946-48	*39511A	Mirror	1946-48	*620601			
Junction box	1946-48	78266A	Starting motor	1946-48	270468	Windshield wipers		
LAMPS			SWITCHES			Motor	1946-48	733071
Dash	1946-48	56031A	Horn push and dipper ..	1946-48	*380150	Arm	1946-48	*735045
						Blade	1946-48	727802

MORRIS COMMERCIAL CV Ambulance 1947-51

Ammeter	1947-49	*364510	LAMPS, Head, Home—			Starting motor	1947-48	270468
"	1950-51	36047D	continued			"	1949	26008A/B
Battery	1947-51	SLT13A	R.H.D., dip left (L.H.)	1948-49	50440A	"	1950-51	26038A
Coil, ignition	1947-51	*45020A	" non-dip (R.H.)	1948-49	50441A	Suppressor (distributor) ..	1951	78105A
Control box	1947	*37032A	" dip left (L.H.)	1950	*50854A	" (plug)	1951	78106A
"	1948-51	37065E	" non-dip (R.H.)	1950	*50855A			
"	1951	*37138A/B	" dip left			SWITCHES		
Distributor	1947-48	406354	" (L.H. and R.H.)	1951	*50728D	Horn push and dipper ..	1947-51	*31329A
"	1949-51	40129D/F	ditto .. Later	1951	*51014A/F	Ignition and lighting ..	1947-51	*34018A
Fuse box	1951	033240	Head, Export			Starting motor	1947-51	76427A
Generator	1947	*22446A	R.H.D., dip left ..	1950	*50854A	Stop lamp	1947-51	31281B
"	1948-49	238395	"	1951	*50728D	Spring	—	315543
"	1950-51	*22250E/F	"	1951	*51014A/F	Trafficator	1947-51	31190A
"	1951	22258D	L.H.D., dip right ..	1950	*A50854A	Trafficators	1947-48	*539911
Horn	1947-51	*069213	"	1951	*A50728D	"	1949-51	*54039A
Inspection lamp sockets ..	1947-51	39507A	"	1951	*51016A/F	Warning light (ignition) ..	1947-51	*38013B
Junction box	1947-51	78266A	Head, Export Europe			Windshield wipers		
LAMPS			(not France)	1950	*B50854A	Motor	1947-48	*733107
Dash	1950-51	56031A	ditto	1951	*B50728D	"	1949-51	75089B
Head, Home			ditto .. Later	1951	*51015A/F	Arm	1947-48	*735045
R.H.D., dip left (L.H.)	1947	*50442A	Side	1947-48	*52105A	"	1949-51	*735096
" non-dip (R.H.)	1947	*50443A	"	1949-51	52154A	Blade	1947-48	727802
			Stop tail and number plate	1947-51	*53031D	"	1949-51	727803

MORRIS COMMERCIAL CVF13/5 1946-47: CV11/30 1946-48: CV11/40 1946-51 (Lorries): CV9/40 1950-51: CV10 1946-48 (Tippers)

Ammeter	1946-48	*364428	Control box	1946	*37003A	Generator	1946-48	238395
"	1950-51	36047D	"	1947-48	*37032A	" (Export)	1946-48	*22446A
Battery	1946-48	SG11A	"	1950-51	37065E	"	1950-51	*22250E/F
"	1950-51	SLT13A	"	1951	*37138A/B	"	1951	22258D
Coil, ignition	1946-51	*45020A	Distributor	1946-48	406354	"	Later	
			"	1950-51	40129D/F	Horn	1946-51	*069213
			Fuse box	1951	033240	Junction box	1946-51	78266A

* See Supersession Chart R.H.D. .. Right hand drive

§ Serviced by C.A.V. Ltd.

L.H. .. Left hand

R.H. .. Right hand

L.H.D. .. Left hand drive

continued

Note. Before ordering Steering Column Controls refer to the detailed parts section (P)



MORRIS COMMERCIAL CVF13/5 1946-47: CV11/30 1946-48: CV11/40 1946-51 (Lorries): CV9/40 1950-51: CV10 1946-48 (Tippers)—continued

Unit	Year	Part No.	Unit	Year	Part No.	Unit	Year	Part No.
LAMPS			LAMPS—continued			SWITCHES—continued		
Dash	1950-51	56031A	Head, Export Europe (not France) .. .	1951	*B50728D	Solenoid operating (CVF13/5) .. .	1946-47	*317067
Head, Home			ditto .. . Later	1951	*51015E	Starting motor (except CVF13/5) .. .	1946-51	76427A
R.H.D., dip left (L.H.)	1946-48	*50336A	Side	1946-48	52036A	Stop lamp .. .	1950-51	31281B
.. non-dip (R.H.)	1946-48	*50337A	1950-51	52154A	Spring .. .	1950-51	315543
.. dip left (L.H.)	1950	*50854D	Stop tail and number plate	1946-48	*53028B	Trafficator (G.P.O.) .. .	1951	031296
.. non-dip (R.H.)	1950	*50855B	1950-51	*53063B	Trafficators (G.P.O.) .. .	1951	*053830
.. dip left (L.H. and R.H.)	1951	*50728D	Mirror	1946-51	*620601	Warning light (ignition) .. .	1946-48	*318505
ditto .. . Later	1951	*51014E	Starting motor .. .	1946-48	270468	1949-51	*38013B
..	1950-51	26038A			
Head, Export			SWITCHES			Windshield wipers		
Vertical dip (L.H.) ..	1946-48	50338A	Battery master (G.P.O.)	1951	76602B	Motor	1946-51	*75049A
.. .. (R.H.) ..	1946-48	*50339A	Horn push and dipper ..	1946-51	*380150 (CV10/5) ..	1946-48	733071
R.H.D., dip left ..	1951	*50728D	ditto (G.P.O.) ..	1951	*31321A	Arm	1946-48	*735045
.. .. . Later	1951	*51014E	Ignition and lighting ..	1946-48	*344540	1950-51	735065
L.H.D., dip right ..	1951	*A50728D	Solenoid, starting motor (CVF13-5) .. .	1950-51	*34018A	Blade	1946-48	727802
.. .. . Later	1951	*51016E	1946-47	76022B	1950-51	727803

MORRIS COMMERCIAL ECV13/5 (Petrol) and ECVO13/5 (Diesel) 1949

Ammeter	1949	36047D	LAMPS—continued			SWITCHES—continued		
Battery (Petrol) .. .	1949	SLT13A	Head			Ignition and lighting (Petrol) .. .	1949	*344540
.. (Diesel) .. .	1949	LMCXB	Vertical dip (L.H.) ..	1949	*50427A	Lighting (Diesel) .. .	1949	*34031A
Coil, ignition (Petrol) ..	1949	*45020A (R.H.) ..	1949	*50464A	Solenoid operating (Diesel) .. .	1949	*31071A
Control box	1949	37065E	Side	1949	*52105A	Starting motor (Petrol) .. .	1949	76427A
Distributor (Petrol) ..	1949	40129D	Stop tail and number plate	1949	*53063B	Stop lamp (Diesel) .. .	1949	31281B
Generator (Petrol) .. .	1949	*22446A	Mirror	1949	*620601	Spring	—	315543
.. .. . Later	1949	*22250E/F	Starting motor (Petrol) ..	1949	270468	Warning light (ignition) (Petrol) .. .	1949	*38013B
.. .. (Diesel) ..	1949	*22424A Later	1949	26008A/B	Windshield wipers		
Horn	1949	069344 (Diesel, serviced by C.A.V.) ..	1949	BS524K60	Motor	1949	733071
Inspection lamp sockets ..	1949	39507A	SWITCHES			Arm	1949	*735096
Junction box	1949	78266A	Fuel gauge (Diesel) ..	1949	*31071A	Blade	1949	727802
LAMPS			Horn push and dipper ..	1949	*380150			
Dash	1949	56031A						

§ FUEL INJECTION EQUIPMENT

Unit	Year	Part No.	Unit	Year	Part No.
Fuel pump	1949	BPE6A60Q320-3S338	Nozzle holder	1949	PNH1
Governor	1949	BEPMN80A59	Nozzle	1949	PN150-1
Coupling	1949	BZKG31-502	Filter	1949	BFA5P2
Venturi	1949	BEPK58-46-71			

MORRIS COMMERCIAL FV 1949-53: FVS 1954: FVS12/5 1955: Petrol Tanker 1951-52

Ammeter	1949-54	*36018B	LAMPS			Starting motor	1949	26008A/B
.. .. .	1955	36125B	Head, Home			1950-55	26038A
Battery	1949-51	SG11A	R.H.D., dip left (L.H.)	1949-51	*50728D	1951-52	26066A
.. .. .	1952-55	GT11A	.. non-dip (R.H.)	1949-51	*50729D	Suppressor (distributor) ..	1951-53	78105A
Bulb holder, panel light ..	1949-55	39007A	.. dip left			.. (plug)	1954-55	78114A
"Bulb"	1955	39010A	(L.H. and R.H.) Later	1951-54	*51017A	1951-55	78106A
.. .. .	1949-55	987	ditto	1955	51344A	SWITCHES		
Coil, ignition	1949-54	*45020A	Head, Export			Horn push and dipper ..	1949-54	*380191
.. .. .	1955	*45053A	R.H.D., dip left ..	1949-51	*50728D	1955	*31418A
.. .. (Petrol Tanker)	1951-52	*45023A Later	1951-54	*51017A	Ignition	1955	31497A
Control box	1949-52	37065E	1955	51344A	Ignition and lighting ..	1949-54	*34018A
.. .. . Later	1952-55	*37138A/D	L.H.D., dip right ..	1949-51	*A50728D	Lighting	1955	31126B
Distributor	1949-53	40129D/F Later	1951-54	50873B	Knob	—	315042
.. .. .	1954-55	40228B/D	1955	*51345B	Panel	1949-54	*31276A
.. .. (Petrol Tanker)	1951-52	40241A/B	Head, Export Europe (not France) .. .	1949-51	*B50728D	Starting motor	1949-55	76427A/D
Fuse box	1952-53	033240	1951-54	*51018A (series-parallel, serviced by C.A.V.) .. .	1949-55	1820410
.. .. .	1954-55	033239 Later	1955	51346A	Windshield wiper .. .	1955	31201D
Generator	1949-52	*22250E/F	1955	51344A	Knob	—	*312850
.. .. . Later	1952-55	22258D	Number plate illumination	1954-55	53101E	Warning lights		
.. .. (Petrol Tanker)	1951-52	*22260A	Side	1949-54	52047A	Ignition	1949-55	*38013B
.. .. . Later	1952	22268A	1955	52139B	Main beam	1949-55	38052B
Horn	1949-55	*069213	Stop tail and number plate	1949-53	*53063B	Windshield wipers		
Inspection lamp sockets ..	1949-50	39507A	Stop tail	1954-55	53178D/E	Motor	1949-55	*75069B
.. .. .	1951-52	39515A	(Petrol Tanker, serviced by C.A.V.) ..	1951-52	*53169H	Arm	1949-55	735156
Junction box	1949-55	78265A	Mirror	1949-54	*062519	Blade	1949-55	727803
.. .. .	1949-55	78266A	Reflex reflector	1955	57052A			

* See Supersession Chart
R.H.D. .. Right hand drive

§ Serviced by C.A.V. Ltd.

L.H. .. Left hand

R.H. .. Right hand

L.H.D. .. Left hand drive

Note. Before ordering Steering Column Controls refer to the detailed parts section (P)



MORRIS COMMERCIAL FVO 1949-53: FVSO 1954: FVSO12/5 1955

Unit	Year	Part No.	Unit	Year	Part No.	Unit	Year	Part No.
Ammeter	1949-54	*36018B	LAMPS			Starting motor (serviced by C.A.V.)	1949-55	BS524K60
"	1955	36125B	Head, Home					
Battery	1949-52	LMCXB	R.H.D., dip left (L.H.)	1949-51	*50728D	SWITCHES		
		EW9A	" non-dip (R.H.)	1949-51	*50729D	Fuel gauge	1949-54	*31071A
		MCX9A	" dip left			Horn push and dipper..	1949-54	*380191
Bulb holder, panel light ..	1949-54	39007A	(L.H. and R.H.) Later	1951-54	*51017A	"	1955	*31418A
Bulb holder, flasher	1955	39007A	ditto	1955	51344A	Lighting	1949-54	*34031A
Bulb holder, speedo.	1955	39010A	Head, Export			"	1955	31126B
Bulb	1949-55	987	R.H.D., dip left ..	1949-51	*50728D	"	1955	315042
Control box (Home)	1949-54	*37076E	" Later	1951-54	*51017A	Knob	1949-54	*31276A
" (Export)	1949-52	*37076E	ditto	1955	51344A	Panel	1949-54	*31071A
" Later	1952-54	*37139D	L.H.D., dip right ..	1949-51	*A50728D	Solenoid operating ..	1949-54	*31071A
"	1955	*37139E	" Later	1951-54	50873E	"	1955	31107A
Fuse box	1952-55	033240	Head, Export Europe			" Later	1955	31253A
Generator	1949	*22424A	(not France)	1949-51	*B50728D	Knob	1955	*31736E
"	1950-52	*22441A	ditto Later	1951-54	*51018A	Windshield wiper ..	1955	31201D
" Later	1952-55	*22458A/B	ditto	1955	51346A	Knob	1955	*312850
Horn	1949-55	*069213	Number plate illumination	1954-55	53101E	Warning light (main beam)	1949-55	38052B
Inspection lamp sockets ..	1949-50	39507A	Side	1949-54	52047A	Windshield wipers		
"	1951-52	39515A	Stop tail and number plate	1949-53	*53063B	Motor	1949-55	*75069B
Junction box	1949-55	78265A	Mirror	1949-55	53178D/E	Arm	1949-55	735156
"	1949-55	78266A			*062519	Blade	1949-55	727803

§ FUEL INJECTION EQUIPMENT

Unit	Year	Part No.	Unit	Year	Part No.
Fuel pump	1949-50	BPE6A60Q320-3S338E	Venturi	1949-55	BEPK60-46-80
Governor	1951-55	BPE6A60S320-3S6222E	Nozzle holder	1949-55	PNH2
"	1949-50	BEPMZ80A83	Nozzle	1949-55	PN150-2
"	1951-55	BEPMZ80A96	Filter	1949-55	BFA5P2
Coupling	1949-55	BZKG31-502			

MORRIS COMMERCIAL NV 1954: NV12/3 1955

Unit	Year	Part No.	Unit	Year	Part No.	Unit	Year	Part No.
Ammeter	1954-55	36125A	LAMPS—continued			SWITCHES—continued		
Battery	1954-55	GT11A	Side	1954-55	52139B	Windshield wiper ..	1955	31201D
Bulb holder, panel light ..	1954-55	39010A	Stop tail	1954-55	53178D/E	Knob	—	318385
Bulb holder, speedo.	1954-55	39007A	Reflex reflector ..	1955	57052A	Warning lights		
Coil, ignition	1954	*45020A/B	Starting motor	1954-55	26038A	Ignition	1954-55	38049A
Control box	1955	*45053A	Suppressor (distributor) ..	1954	78105A	Main beam	1954-55	38052B
" Later	1954	37065E	" (plug)	1955	78114A	Windshield wipers		
"	1954-55	*37138A/D		1954-55	78106A	Motor	1954-55	75146A
Distributor	1954-55	40129D/F	SWITCHES			Wheelbox	1954-55	72624H
Fuse box	1954-55	033239	Horn push and dipper..	1954-55	*31305A	Crosshead and rack assy.		
Generator	1954-55	22258D	Ignition	1954-55	31187D	(Left hand drive) ..	1954-55	738499
Horn	1954-55	*069213	Lighting	1954-55	31201D	(Right hand drive) ..	1954-55	738987
LAMPS			Knob	1954	315042	Outer casing		
Head, Home			Panel	1954	31192A	Motor to wheelbox ..	1954-55	739870
R.H.D., dip left	1954-55	51344A	Knob	1955	315062	Wheelbox to wheelbox		
Head, Export			Panel	1955	31201D	(Left hand drive) ..	1954-55	*739974
R.H.D., dip left	1954-55	51344A	Knob	1955	312850	End tube	1954-55	740031
L.H.D., dip right	1954-55	*51345A & B	Starting motor	1954-55	76423A	Arm, left hand	1954-55	737639
Head, Export Europe			Coupling	1954	76442B	" right hand	1954-55	737640
(not France)	1954-55	51346A	Windshield wiper ..	1954	31192A	Blade	1954-55	727803
Number plate illumination	1954-55	53101E	Knob	—	315062			

MORRIS COMMERCIAL NVS 1951-54: NVS12/3 and NVS13/5 1955

Unit	Year	Part No.	Unit	Year	Part No.	Unit	Year	Part No.
Ammeter	1951-55	36125A/B	LAMPS, Head, Export—			SWITCHES—continued		
Battery	1951-55	GT11A	continued			Starting motor	1951-55	76423A
Bulb holder, panel light ..	1951-55	39007A	L.H.D., dip right ..	1951	*A50799D	Coupling	—	76442B
"	1953-55	39010A	" Later	1951-53	*50528M	Windshield wiper ..	1951-54	*31252A
Coil, ignition	1951-54	*45020A/B	"	1954-55	*51345A & B	Knob	—	*315094
"	1955	*45053A	Head, Export Europe			Windshield wiper ..	1955	31201D
Control box	1951-52	37065E	(not France)	1951	*B50799D	Knob	—	318385
" Later	1952-55	*37138B	ditto Later	1951-54	*50961A	Warning lights		
Distributor	1951	40228A	ditto	1954-55	51346A	Ignition	1951-54	*38013B
"	1951-55	40228B/D	Number plate illumination	1953-55	53101E	"	1955	38049A
Fuse box	1952-55	033239	Side	1951-55	52139B	Main beam	1951-55	38052B
Generator	1951-52	*22250E/F	Stop tail and number plate	1951-55	*53063B	Windshield wipers		
" Later	1952-55	22258D	ditto Later	1953-55	53178D	Motor	1951-52	*75100D
Horn (low note)	1951-55	*069213	Starting motor	1951-55	26038A	Motor	1953-55	75146A
LAMPS			Suppressor (distributor) ..	1951-55	78114A	Wheelbox	1951-55	72624A/H
Head, Home			" (plug)	1951-55	78106A	Crosshead and rack assy.		
R.H.D., dip left (L.H.)	1951	*50799D	SWITCHES			(Left hand drive) ..	1951-55	738499
" non-dip (R.H.)	1951	*50579K	Horn push and dipper..	1951-55	*31305A	(Right hand drive) ..	1951-55	738987
" dip left			Ignition	1951-55	31187D	Outer casing		
(L.H. and R.H.) Later	1951	*50959A	Lighting	1951-54	*31251A	Motor to wheelbox ..	1951-55	739870
ditto	1952-53	*50992A	Knob	1955	311617	Wheelbox to wheelbox		
ditto	1954-55	51344A	Lighting	1955	31126B	(Left hand drive) ..	1953-55	*739974
Head, Export			Knob	1951-54	315042	End tube	1951-55	740031
R.H.D., dip left	1951	*50799D	Panel	1951-54	*31252A	Arm, left hand	1951-55	737639
"	1951	*50959A	Knob	1955	*315098	" right hand	1951-55	737640
"	1952-53	*50992A	Panel	1955	31201D	Blade	1951-55	727803
"	1954-55	51344A	Knob	—	*312850			

* See Supersession Chart R.H.D. ... Right hand drive § Serviced by C.A.V. Ltd. L.H. ... Left hand R.H. ... Right hand L.H.D. ... Left hand drive

Note. Before ordering Steering Column Controls refer to the detailed parts section (P)



MORRIS COMMERCIAL NVO 1951-54: NVO12/3 and NVO11/5 1955

Unit	Year	Part No.	Unit	Year	Part No.	Unit	Year	Part No.
Ammeter	1951-55	36125A/B	LAMPS, Head, Export—			SWITCHES— <i>continued</i>		
Battery	1951-52	LMCXB	<i>continued</i>			Solenoid, starting motor	1955	*76411E
		EW9A	L.H.D., dip right ..	1951	*A50799D	Solenoid operating ..	1951-52	31253A
	1953-55	MCX9A	" " " Later	1951-53	*50528M	Knob	—	*317366
(NVO12/3) ..	1955	MT19E	" " " ..	1954-55	*51345A & B	Solenoid operating ..	1953-55	31107A
Bulb holder, panel light ..	1951-55	39007A	Head, Export Europe			Starting motor (series-		
" " " ..	1951-55	39010A	(not France)	1951	*B50799D	parallel, serviced by		
Control box	1951-52	*37076E	ditto Later	1951-53	*50961A	C.A.V.)	1951-55	1820410
" " " Later	1952-55	*37139D/E	ditto	1954-55	51346A	Windshield wiper ..	1951-54	*31252A
" " (NVO12/3) ..	1955	*37138D	Number plate illumination			Knob	—	*315094
Fuse box	1952-55	033239	Side	1951-55	52139B	Windshield wiper ..	1955	31201D
Generator	1951-52	*22441A	Stop tail and number plate			Knob	—	*312850
" " " Later	1952-55	*22458A/B	Starting motor (serviced			Windshield wipers		
" " (NVO12/3) ..	1955	22258D	by C.A.V.)	1951-55	BS524K/ L60	Motor	1951-52	*75100D
Horn	1951-55	*069213	Starting motor (NVO12/3)			" " "	1953-55	75146A
LAMPS			ditto Later	1955	26051H	Wheelbox	1951-55	72624A/H
Head, Home			SWITCHES			Crosshead and rack assy.		
R.H.D., dip left (L.H.)	1951	*50799D	Horn push and dipper ..	1951-55	*31305A	(Left hand drive) ..	1951-55	738499
" non-dip (R.H.)	1951	*50579K	Lighting	1951-54	*31251A	(Right hand drive) ..	1951-55	738987
" dip left			Knob	—	*316117	Outer casing		
(L.H. and R.H.) Later	1951	*50959A	Lighting	1955	31126B	Motor to wheelbox ..	1951-55	739870
ditto	1952-53	*50992A	Knob	—	315042	Wheelbox to wheelbox		
ditto	1954-55	51344A	Panel	1951-54	*31252A	(Left hand drive) ..	1953-55	*739974
Head, Export			Knob	—	*315098	End tube	1951-55	740031
R.H.D., dip left	1951	*50799D	Panel	1955	31201D	Arm, left hand	1951-55	737639
" " " ..	1951	*50959A	Knob	—	*312850	" right hand	1951-55	737640
" " " ..	1952-53	*50992A				Blade	1951-55	727803
" " " ..	1954-55	51344A						

§ FUEL INJECTION EQUIPMENT

Unit	Year	Part No.	Unit	Year	Part No.
Fuel pump	1951-55	BPE6A60S320-3S6222E	Nozzle holder	1951-55	PNH2
Governor	1951-55	BEPMZ80A96	Nozzle	1951-55	PN150-2
Coupling	1951-55	BZKG31-502	Filter	1951-52	BFA5P2
Venturi	1951-55	BEPK60-46-80	"	1953-55	F2-1

MORRIS COMMERCIAL OP Passenger Chassis 1949-50

Ammeter	1949-50	*36006B	Generator (24 volt,	1949-50	1151020	SWITCHES		
Control box (12 volt)	1949	37065E	serviced by C.A.V.) ..	1949-50	069344	Horn push and dipper ..	1949	*380150
" (24 volt,			Horn (12 volt)	1949	78266A	Ignition and lighting ..	1949-50	34054A
serviced by C.A.V.) ..	1949-50	189-4	Junction box	1950		Panel	1949-50	*314722
Fuse box	1950	*385211	Starting motor (serviced by			Solenoid operating ..	1949-50	*31071A
Generator (12 volt) ..	1949	*22424A	C.A.V.)	1949-50	BS524K60			

§ FUEL INJECTION EQUIPMENT

Unit	Year	Part No.	Unit	Year	Part No.
Fuel pump	1949-50	BPE6A60Q320-3S338E	Nozzle holder	1949-50	PNH2
Governor	1949-50	BEPMZ80A83	Nozzle	1949-50	PN150-2
Coupling	1949-50	BZKG31-502	Filter	1949-50	BFA5P2
Venturi	1949-50	BEPK60-46-80			

MORRIS COMMERCIAL PP Coach 1950-52

Ammeter	1950-51	*36006B	Horn	1950-51	*069213	LAMPS— <i>continued</i>		
Battery	1950-51	LMCXB	Inspection lamp sockets ..	1950-51	39507A	Side	1950-52	52047A
		EW9A	Junction box	1950-51	78266A	Stop tail and number plate	1950-52	*53062B
Bulb holder, panel light ..	1950-51	39007A	LAMPS			Starting motor	1950-51	26038A
Bulb	—	987	Head, Home			Suppressor (distributor) ..	1951	78105A
Coil, ignition	1950-51	*45020A	R.H.D., dip left (L.H.)	1950-51	*50728D	" (plug)	1951	78106A
Control box	1950-51	37065E	" non-dip (R.H.)	1950-51	*50729D	SWITCHES		
" " " Later	1951	*37138A/B	dip left			Battery master	1950-51	*768061
" " (heavy duty,			(L.H. and R.H.) ..	1952	*51017E	Horn push and dipper ..	1950-51	*380234
serviced by C.A.V.) ..	1950-51	202-1	Head, Export			Ignition and lighting ..	1950-51	*34018A
Distributor	1950-51	40129D/F	R.H.D., dip left ..	1950-51	*50728D	Panel	1950-51	*314722
Fuse box (standard) ..	1951	033240	L.H.D., dip right ..	1950-51	*A50728D	Starting motor	1950-51	76427A
" (heavy duty) ..	1950-51	*385211	" " "	1952	50873B	" " (series-		
Generator (standard) ..	1950-51	*22250E/F	Head, Export Europe			parallel, serviced by		
" " " Later	1951	22258D	(not France)	1950-51	*B50728D	C.A.V.)	1950-51	1820410
" " (heavy duty,			ditto	1952	*51018E	Warning light (ignition) ..	1950-51	*38013B
serviced by C.A.V.) ..	1950-51	H5512-7						

MORRIS COMMERCIAL 10 cwt. 'J' Van 1949-57

Ammeter	1949-50	36047D	Control box	1949-54	37065E	Fuse box— <i>continued</i> ..	1954	033239
" " " ..	1951-54	*36113A	" " "	1955	*37138D	" " "	1955	033240
" " " ..	1955-57	36047E	" " "	1956-57	37182A/H	" " "	1956-57	033239
Battery	1949-57	GT19A	Distributor	1949-50	40152B	Generator	1949-52	*22250E/F
(G.P.O.)	1951-57	39007A	" " "	1951-53	*40237A/B	" " " " Later	1952-56	22258D
Bulb holder, panel light ..	1949-57	39007A	" " "	1954-57	40358D/F	" " " " ..	1956-57	22258E
Bulb	—	987	Fuse box	1951-53	033240	Horn	1949-57	*069213
Coil, ignition	1949-55	*45020A/B				Inspection lamp sockets ..	1949-55	39507A
" " " Later	1955-57	*45053A/H						

* See Supersession Chart § Serviced by C.A.V. Ltd. L.H. .. Left hand R.H. .. Right hand L.H.D. .. Left hand drive *continued*



MORRIS COMMERCIAL 10 cwt. 'J' Van 1949-57—continued

Unit	Year	Part No.	Unit	Year	Part No.	Unit	Year	Part No.
LAMPS			LAMPS—continued			Warning lights		
Head, Home			Stop tail	1949-50	*53151H/J	Ignition	1949-54	*38013B
R.H.D., dip left ..	1949-50	*50854A	"	1951-57	53178F	"	1955-57	38049A
"	1951	*50728D	Mirror	1949-53	62515A	Main beam	1951-57	38052A/B
" Later	1951-55	*51014E	Reflex reflector (G.P.O.)	1951-57	57131A			
"	1956-57	51023E	Starting motor	1949-57	25021A/H			
Head, Export			Suppressor	1951-55	78105A	Windshield wipers		
R.H.D., dip left ..	1949-50	*50854A	"	1956-57	78106A	Motor	1949-57	75097A
"	1951	*50728D				(G.P.O.)	1951	75100D
" Later	1951-55	*51014E	SWITCHES			Wheelbox (G.P.O.) ..	1952-57	75146A/B
"	1956-57	51023E	Battery master (G.P.O.)	1951-57	76602B	Crosshead and rack assy.	1951-57	72648A/B
L.H.D., dip right ..	1949-50	*A50728D	Foglamp	1949-53	*31276A	(G.P.O.) Cut to 55%		
"	1951-55	*51016E	Horn push and dipper ..	1949-54	*380191	Outer casing		
"	1956-57	51025F	"	1955-57	31262A/B	Motor to wheelbox	1951-57	*739907
Head, Export Europe	1949-50	*B50854A	Ignition and lighting ..	1949-57	*34018A	(G.P.O.)		
(not France)	1951	*B50728D	Panel	1949-57	*31276A	Wheelbox to wheelbox	1951	739937
ditto	1951-55	*51015E	Starting motor	1949-57	76427A/D	(G.P.O.)	1952-57	739973
ditto Later	1956-57	51024E	Stop lamp	1956-57	31082E	ditto (G.P.O.) ..	1951-57	740031
ditto	1956-57	51682A	Trafficator (G.P.O.) ..	1951-53	031046	End tube (G.P.O.) ..		
Head, Export Mexico	1949-57	53101E/H	"	1954-57	031296	Ferrule, casing retaining	1951-57	738410
Number plate illumination	1949-50	52149A	Windshield wiper	1955-57	*31276A	(G.P.O.)	1949-57	735065
Side	1951-57	52139B/E	"			Arm	1951-57	738929
"	1951-55	52153A	Trafficators (G.P.O.) ..	1951-53	*053830	(G.P.O.)	1949-57	727803
"	1956	52154A	"	1954-57	54050A	Blade	1949-57	727803
"	1957	*52105A	"			" (G.P.O.)	1951-57	738930

MORRIS COMMERCIAL 'J2' Light Van, Pick-up Truck and 'Minibus' 1957-60

Unit	Year	Part No.	Unit	Year	Part No.	Unit	Year	Part No.
Ammeter			LAMPS—continued			SWITCHES—continued		
Battery	1957-60	*36225A/B	Number plate illumination	1957-60	53101H/J	Starting motor	1957-60	76423A
"	1957	GT9A	Roof			Knob	—	764469
"	1958	GT9A-3	Cab	1957-59	56062B	Stop lamp	1957-60	31082E/H
"	1959-60	BT9A	" Later	1959-60	56062D	Windshield wiper ..	1957-60	*31557A
Bulb holder, panel light ..	1958-60	554734	'Minibus' interior	1957-59	56063B	Knob	—	316393
Bulb	—	987	" Later	1959-60	56063D	" (special order,		
Coil, ignition	1957-60	*45053H/M	Gasket	1957-60	535380	" (B.R.S.)	1960	54332711
Control box	1957-59	37182H	Side and reflex	1957-60	52298B			
"	1960	37183K & L	Side, flasher and reflex			Warning lights		
Distributor	1957-58	40499A	(U.S.A.)	1957	52374A	Flasher	1957-60	*38155A
" Later	1958-60	40499B/D & F	ditto	1958-60	*52333B	Ignition, bulb holder ..	1959-60	863511
"	1960	40499E & H	Stop tail, flasher and reflex	1957-60	*53479D	Main beam, bulb holder	1959-60	554734
Flasher unit	1957-60	35010A	ditto (U.S.A. & Canada)	1957-60	53634A	Bulb	—	987
Fuse box	1957-60	033239	Mirror (hinged door) ..	1957-58	062620			
Generator	1957-59	22258E/F	"	1959-60	062639	Windshield wipers		
"	1960	22700D	" (sliding door)	1957-58	062619	Motor	1957-58	75300B
" (temporary	1960	*22704A	Sleeve, Lucas connector	1959-60	062638	" Later	1958-60	75347A
alternative)	1960	69046E/F	14 amp.	1960	54190042	Wheelbox	1957-58	*72665A
Horn	1957-60	69046E/F	35 amp.	1960	54190043	" Later	1958-60	72711A
LAMPS			Starting motor	1957-59	25022A/L & M	Crosshead and rack assy.	1957-60	743950
Flasher, front	1957-60	53362B	"	1960	25022N/Q	Outer casing		
Head, Home			Suppressor (when fitted)	1957-60	78106A	Motor to wheelbox	1957-58	743920
R.H.D., dip left ..	1957-58	51344B				(2 off)	1958-60	54710280
" Later	1959-60	51344D/F	SWITCHES			End tube	1957-60	740746
Head, Export			Dipper	1957-60	31284A/D	Arm, left hand	1957-58	744134
R.H.D., dip left ..	1957-59	51344B	Heater (when fitted) ..	1958-60	31126E	" Later	1958-59	54710233
" Later	1959-60	51344D/F	Knob	—	316162	"	1960	54711531
L.H.D., dip right ..	1957-60	*51345D/F	Ignition and lighting ..	1957-60	31270B	"	1957-58	744133
Head, Export Europe	1957-59	51346B/E	Knob	1957-59	*31672A	" Later	1958-59	54710232
(not France)			"	1960	316276	"	1960	54711530
(except France & Sweden)			Interior light			"	1957-58	54710232
Head, Export France	1959-60	58272A/B	Cab	1957-60	*31557A	Blade	1957-58	*737907
" Later	1957-59	51411B	Knob	—	316144	" Later	1958-59	*737940
"	1959-60	58273A/B	'Minibus'	1957-60	31544A/B	"	1960	54711284
Head, Export Sweden	1959-60	58451A/B						
Head, Export U.S.A.	1957-59	51467B						
"	1960	*58499A/B						

MORRIS COMMERCIAL 'JB' Van 1958-60

Unit	Year	Part No.	Unit	Year	Part No.	Unit	Year	Part No.
Ammeter	1958-60	*36113A	Horn	1958	*069213	Reflex reflector	1958	57052B
Battery	1958-60	BT7A	"	1959-60	69046F	ditto	1959-60	57116A
" (G.P.O.) ..	1958-59	GT11A				ditto (special order)	1959-60	57031D
"	1960	BT11A	LAMPS			ditto (models with		
Bulb holder, panel light ..	1958-60	39020A	Flasher, front (optional)	1959-60	53362B	bumper bar)	1958	*57048B
ditto (G.P.O.)	1958-60	39007A	Flasher, rear (optional) ..	1959-60	53359D	ditto	1959-60	57131A
Bulb	—	987	Head, Home			Starting motor	1958-59	25022M
Coil, ignition	1958-60	*45053J/M	R.H.D., dip left	1958-60	51023E	"	1960	25022N/Q
Control box	1958-59	37182H	Head, Export			Suppressor (when fitted)	1958-60	78106A
"	1959-60	37182J	R.H.D., dip left	1958-60	51023E			
"	1960	37182K	L.H.D., dip right	1958-60	51025F	SWITCHES		
Distributor	1957-58	40499A	Head, Export Europe	1958-60	51024E	Battery master (G.P.O.)	1958-60	76602B
"	1959-60	40499B/D & F	(not France)	1958-59	51024E	ditto (alternative) ..	1960	76605B
" Later	1960	40499E & H	(except France & Sweden)			Flasher (when fitted) ..	1959-60	31476B/D
Flasher unit (optional) ..	1959-60	35010A	"	1959-60	58295A	Ignition (serviced by	1958-60	31607A
Fuse box	1958-60	033239	Head, Export Sweden	1959-60	58464A	G.P.O.)	1958-60	*34018B
Generator	1958-59	22258F	Head, Export U.S.A. ..	1958-60	51682A	Ignition and lighting ..	1958-60	34065B
"	1960	22700D	Number plate illumination	1958-60	53101H/J	Lighting (G.P.O.)	1958-60	*76443A
" (temporary	1960	*22704A	Side	1958-60	52139E	Solenoid, starting motor	1958-60	*31071A/B
alternative)			(G.P.O.)	1958-60	*52105A/B	Solenoid operating ..	1958-60	31082E/J
			Stop tail	1958-59	53178F	Stop lamp	1958-60	31082E/J
			" Later	1959-60	53178H	Trafficator (G.P.O.) ..	1958-60	031296
						Windshield wiper		
						(G.P.O.)	1958-60	*31276A/E

* See Supersession Chart

L.H.D. .. Left hand drive

R.H.D. .. Right hand drive

continued

Note. Before ordering Steering Column Controls refer to the detailed parts section (P)



MORRIS COMMERCIAL 3 ton 3KNC (G.P.O.) 1956-59—continued

Unit	Year	Part No.	Unit	Year	Part No.	Unit	Year	Part No.
SWITCHES			SWITCHES—continued			Warning lights		
Battery master ..	1956-59	76602B	Solenoid operating ..	1956-58	31253A	Holder	1956-59	304994
ditto (alternative) ..	1956-59	76605B	" " " Later	1958	*31669A	Bulb holder ..	1956-59	39020A
Heater (when fitted) ..	1956-59	78260A	" " " " ..	1959	31719A	" " " " ..	1956-59	39007A
Horn push and dipper ..	1956-59	31438A	Knob	1956-59	317378	Bulb	—	987
Ignition and lighting ..	1956-59	31270A	Stop lamp	1956-59	31281B	Windshield wipers		
Knob	—	*312813	Spring	—	315746	Motor	1956-59	*75285B/F
Panel	1956-59	*31498A	Trafficator	1956-58	031296	Arm	1956-59	735072
Knob	—	312857	Trafficators	1956-59	54050A	Blade	1956-57	727803
Solenoid, starting motor	1956-59	*76411E				" " " " ..	1958-59	*737799

MORRIS COMMERCIAL 2/3, 4 and 5 ton Trucks Series III 1956-60: Coach Series III 1957-59: Tanker Series III 1957-60: Prime Mover Series III 1958-60 (N.B. Normal Control only in 1960; for Forward Control in 1960 see Series IV)

Unit	Year	Part No.	Unit	Year	Part No.	Unit	Year	Part No.
AMMETER			LAMPS—continued			SWITCHES—continued		
.. ..	1956-60	36125B	Except Tanker:			Heater rheostat (Normal Control) ..	1960	78356A
.. .. Later	1960	36280A	Head, Home			Knob	—	54333487
BATTERY			R.H.D., dip left ..	1956-60	*51780A/E	Heater (Forward Control)	1956-59	*31498A
(Petrol)	1956-59	GT11A	Head, Export			Knob	—	312891
(Diesel, 2 off)	1956-60	BT11A	R.H.D., dip left ..	1956-60	*51780A/E	Horn push and dipper ..	1956-60	31438A/B
Bulb holder, panel light ..	1956-60	39007A	L.H.D., dip right ..	1956-60	*51781A/E	Ignition or master (Forward Control) ..	1956-59	*31484A/B
ditto	1956-60	39010A	Head, Export Europe (not France)	1956-59	*51782A/D	Lighting (Forward Control) ..	1956-59	*31432A/E
ditto (Tanker)	1958	863511	(except France & Sweden) Later	1959-60	58286A/B	Lighting and ignition or master (Normal Control)	1956-60	31270A/F
Bulb	1956-60	987	Head, Export France ..	1956-59	*51783A/B	Knob	—	*312813
Coil, ignition	1956-60	*45053	" " " " Later	1959-60	58287A/B	Panel	1956-60	*31498A
" " (Tanker)	1957-60	*45021A	Head, Export Sweden ..	1959-60	*51782A/D	Knob	—	312857
" " (high speed engine) ..	1959-60	*45054J/M	Head, Export Mexico ..	1959	58459A/B	Solenoid, starting motor ditto (except Tanker)	1956-58	*76411E
Control box (Petrol) ..	1956	37183A	Tanker:			ditto (Tanker) ..	1959-60	76422D
" " (Diesel)	1956	37182A	Head, Home			Solenoid operating ..	1956-58	31253E
" "	1957-59	37182H & J	R.H.D., dip left ..	1957-60	51882A/B	" " " " Later	1958	*31669A
" " (Coach)	1960	37182K	Head, Export			" " " " ..	1959-60	31719A/B
" " (high speed engine) ..	1959	37183H	R.H.D., dip left ..	1957-60	51882A/B	Knob	1956-60	317378
ditto Later	1959	37183K	L.H.D., dip right ..	1957-60	51883A/B	Stop lamp	1956-60	31281B
ditto	1960	37183L	Head, Export Europe (not France)	1957-60	51884A/B	Spring (when fitted) ..	—	315746
Distributor			Number plate illumination (except Tanker)	1956-60	53101H/J	Trafficator (when fitted)	1958-59	*31367B
(3 ton)	1956-57	40327B/F	Side/flasher			Windshield wiper		
(5 ton)	1956-57	*40472A/B	(Forward Control) ..	1956-57	*52286A	(Forward Control) ..	1956-59	*31498A
(2/3/4 and 5 ton) ..	1958-60	*40472A/B	" " " (Tanker) ..	1958-59	*52286D	Knob	1956-59	312873
Tanker	1957-60	40556A	(Normal Control) ..	1956-57	*52306B	Warning lights (Forward Control)		
(High speed engine) ..	1959-60	40308D/J	" " " " ..	1958-60	52260E	Ignition	1956-59	38091A
Flasher unit (when fitted)	1959-60	35010A	" " " (Tanker) ..	1957-60	52307B	Main beam	1956-59	38127A
Fuse box			Stop tail (except Tanker)	1956-59	53178F	Warning lights (Normal Control)		
(Except Tanker) ..	1956-57	033240	ditto Later	1959-60	53178H	Adaptor	1956-60	304994
(Tanker)	1957	033239	Stop tail and number plate (Tanker) ..	1957-60	*53534D	Bulb holder	1956-58	39020A
(Petrol)	1958	033240	Reflex reflector (amber) ..	1956-60	57045A	" " " " ..	1959-60	39007B
(Diesel, serviced by C.A.V.) ..	1958	1800700	(red)	1956-60	57044A/B	Bulb	1956-60	987
(Except Coach and Tanker)	1959-60	033240	Relay, horn (when twins fitted) ..	1958-60	*33116B	Windshield wipers (Forward Control)		
(Coach)	1959	*37137A	Relay, starter switch (used with C.A.V. starting motor) ..	1960	33229A	Motor (except Tanker)	1956	75251A
(Tanker, serviced by C.A.V.) ..	1959-60	1800700	Starting motor			" " " " Later	1956-59	75298A/E
Generator			Petrol	1956-60	26043A	" (Tanker) ..	1957-59	75301A/E
(Petrol)	1956	*22483A	(2/4 ton Diesel) ..	1956-57	26122A	Wheelbox	1956-59	72676A
(Diesel)	1956	22258D	(5 ton Diesel, serviced by C.A.V.) ..	1958-60	26135A	Crosshead and rack assy. Cut to 45 1/2" ..	1956-59	743235
(Truck and Prime Mover)	1957-59	22258E/F	ditto	1956	SP512-3	Outer casing		
ditto	1960	22700D	ditto	1957	1340030	Motor to wheelbox ..	1956-59	743777
ditto (temporary alternative)	1960	*22704A	ditto	1958-59	1320021	Wheelbox to wheelbox	1956-59	743778
(B.R.S.)	1960	22299D	ditto	1960	1320023	End tube	1956-59	740746
(insulated return)	1960	22300A	ditto	1957-58	26043A	Ferrule, casing retaining	1956-59	740715
(Coach)	1957	22492D/E	(Tanker, Petrol) ..	1959-60	26066A	Arm	1956-59	741810
" "	1958	22492H/K	" " (3.4 litre Diesel)	1957-60	26136A	Blade (11")	1956	737883
" "	1959	22492L/M	" " (5.1 litre Diesel) serviced by C.A.V.) ..	1958-59	1320031	" (12") Later	1956-59	737886
" "	1957-60	22268D/E	ditto	1960	1320033	Windshield wipers (Normal Control)		
(Tanker)	1960	22497B	SWITCHES			Motor (except Tanker)	1956-60	*75285A/F
(alternative)	1959-60	*22483D	Battery isolation (Tanker, serviced by C.A.V.) ..	1958-60	1824890	" (Tanker) ..	1957-60	75130A/B
(High speed engine) ..	1959-60	69046F	Flasher (when fitted) ..	1958-60	*31635B	Arm	1956-60	735072
Horn			Heater rheostat (Normal Control) ..	1956-59	78260A	" (Tanker) ..	1958-60	*735055
Low note (when fitted)	1958-60	69047F	Knob	—	*768499	Blade	1956-60	727803
High note (when fitted)	1958-60	78264A				" (Tanker) ..	1958-60	727802
Junction box						" (10", special order)	1960	*737799
4 way	1956-60	78266A						
6 way (alternative) ..	1960	78266A						
LAMPS								
Dash (Tanker)	1958-60	63000A						
Flasher, rear (when fitted)	1959-60	53358D						

§ FUEL INJECTION EQUIPMENT (B.M.C. 5.1 litre Diesel Engine)

Unit	Year	Part No.	Unit	Year	Part No.
Fuel pump	1955	AAR6A75-3E	Venturi	1955-57	BEPK50-50-106
" " Later	1955	AAR6A75-72E	" " " " ..	1957-60	BEPK50-50-120
" "	1956-60	AAR6B75-72E	Nozzle holder	1955-60	BKBL67S668
Governor	1955	LP16	Nozzle	1955-60	BDDL150S6194
" "	1956-58	LPE14	Filter	1955-59	F2-9
" "	1959-60	BZKG31-9Z	" " " " ..	1959-60	F2B9
Coupling	1957-59				

* See Supersession Chart

§ Serviced by C.A.V. Ltd.

L.H.D. .. Left hand drive

R.H.D. .. Right hand drive

Note. Before ordering Steering Column Controls refer to the detailed parts section (P)



MORRIS COMMERCIAL 1½, 2, 3 and 4 ton Forward Control Trucks Series IV FG 1960

Unit	Year	Part No.	Unit	Year	Part No.	Unit	Year	Part No.
Ammeter	1960	36256A	LAMPS—continued			SWITCHES		
Battery (Petrol)	1960	BT11A	Head, Export			Heater	1960	31788B
(Diesel)	1960	MT19E	R.H.D., dip left	1960	*51780A/E	Interior light	1960	31780D
Bulb holder, panel light	1960	554734	L.H.D., dip right	1960	*51781A/E	Lighting, horn push and flasher	1960	31791A/B
Bulb	—	987	Head, Export Europe (except France & Sweden)	1960	58286A/B	Panel	1960	31780D
Coil, ignition	1960	*45113D	Head, Export France	1960	58287A/B	Solenoid, starting motor	1960	*76465A
Control box	1960	37283D	Head, Export Sweden	1960	*51782A/D	Starting and heater or ignition	1960	31829B
" (special orders, used with Generator 22802B)	1960	37301B	" " Later	1960	58459A/B	Starting and heater (Diesel, from Chassis 104599)	1960	34299A
Distributor	1960	40705B	Interior	1960	56062D	Starting and ignition (Petrol, from Chassis 99981)	1960	31973E
1½ ton Petrol	1960	40673D	Base	—	535380	Stop Lamp (1½ and 2 ton)	1960	31882A
2, 3 and 4 ton Petrol	1960	35202A	Number plate illumination	1960	53101H/J	" (3 and 4 ton)	1960	31802D
Flasher unit	1960	33285	Side	1960	52466A	Windshield wiper	1960	31780D
Fuse box	1960	22700D	Stop tail	1960	53178H	Warning lights		
Generator	1960	22700D	Reflex reflector (amber)	1960	57045A	Ignition and oil pressure, bulb holders	1960	863511
" (temporary alternative)	1960	*22704A	" (red)	1960	57044B	Bulb	—	987
" (special orders)	1960	22802B	" (optional)	1960	57033E	Windshield wipers		
Horn	1960	69046F	Relay, horn (when twins fitted)	1960	*33116B	Motor	1960	75353A/B
Low note	1960	69047F	Sleeve, Lucar connector			Link set	1960	54712110
High note (optional)	1960	690995	14 amp.	1960	54190042	Arm, left hand crank	1960	54712110
Grommet	1960	78266A	14 amp. (twin)	1960	54190119	" right hand crank	1960	54711074
Junction box	1960	53358D	35 amp.	1960	54190043	Blade	1960	54711074
LAMPS			Starting motor					
Flasher, cab	1960	53744A	1½ ton Petrol	1960	25521D			
Flasher, rear	1960	53358D	2, 3 and 4 ton Petrol	1960	26043A			
Head, Home			1½ ton Diesel	1960	26166A/B			
R.H.D., dip left	1960	*51780A/E	2, 3 and 4 ton Diesel	1960	26167A/B			

§ FUEL INJECTION EQUIPMENT (B.M.C. 2.2 litre Diesel Engine)

Unit	Year	Part No.	Unit	Year	Part No.
Fuel pump	1960	BPE4A65U-2105635SEL	Nozzle holder	1960	BKB35S668
Governor	1960	BEPBMZ80A131	Nozzle	1960	BDN12SP6A
Venturi	1960	BEPK42-42-111S	Filter	1960	F2B9

MORRIS COMMERCIAL 7 ton Truck and Tanker (Diesel) 1958: 5 ton Truck, Coach and Prime Mover (Petrol and Diesel) 1959-60, 7 ton Truck and Tanker (Diesel) Series IV FF Later 1958-60

Ammeter	1958	36212B	LAMPS—continued			SWITCHES—continued		
Battery (Petrol)	1959-60	*36225B	Head, Export			Lighting and horn push ditto (B.R.S.)	1958-60	31792A/B
(Diesel)	1958-60	BT11A	R.H.D., dip left	1958-60	*51780A/E	Lighting and master	1958	31936A
Bulb holder, panel light	1958	39007A	L.H.D., dip right	1958-60	*51781A/E	Knob	—	31567B
ditto (Tanker)	1960	863511	Head, Export Europe (not France)	1958-59	*51782A/D	Lighting, flasher and horn push (when fitted)	1958-60	316435
Bulb holder, speedometer ditto vacuum gauge light, (earth return)	1958	554734	" (except France & Sweden) Later	1959-60	58286A	Panel	1958	31791A/B
ditto vacuum gauge light, (insulated return)	1960	863511	Head, Export France	1958-59	*51783A	Knob	—	312871
Bulb	1958-60	987	" Later	1959-60	58287A	Panel	1958-60	31780B/D
Coil, ignition	1959-60	*45053K/M	Head, Export Sweden Later	1959-60	*51782A/D	Solenoid, starting motor (Petrol)	1959-60	*76411E
Control box	1958-60	37182K	Tanker:			Solenoid operating	1958	*31669A
" (Coach)	1959-60	37308B	Head, Home			" Later	1958-60	31719A/B
" (used with Generator 22802B) Later	1960	37301B	R.H.D., dip left	1957-60	51882A	Knob	1958-60	317376
Distributor	1959-60	*40472A/B	Head, Export	1957-60	51882A	Stop lamp	1958	31082E
Flasher unit (when fitted)	1958-60	35010A	R.H.D., dip left	1957-60	51883A	Spring (when fitted)	1959-60	31281B
Fuse box	1958-60	033240	L.H.D., dip right	1957-60	51883A	Trafficator (Tanker)	1958	*31367A
Tanker (serviced by C.A.V.)	1958	1800700	Head, Export Europe (not France)	1957-60	51884A	Windshield wiper	1958	*31498A
Coach	1960	*37137A	Number plate illumination (except Tanker)	1958-60	53101H	Knob	1958-60	312872
Generator	1958-59	22258F	Side (except Tanker)	1958	*52286A	Windshield wiper Later	1958-60	31780B/D
" (temporary alternative)	1960	22700D	" (Tanker)	1959-60	*52286B	Warning lights		
" (Tanker)	1958-60	22268D/E	Stop tail (except Tanker)	1958-59	*52306B	Ignition or no charge, bulb holder	1958-60	863511
" (Tanker, alternative)	1960	22497A/B	" ditto	1958-59	53178F	Main beam, bulb holder	1958-59	554734
" (Coach)	1960	22492L	" Later	1959-60	53178H	Bulb	1960	863511
" (Coach) Later	1960	22802B	Stop tail and number plate (Tanker)	1958-60	*53534D	"	1958-60	987
" (B.R.S.)	1960	22299D	" (special order)	1960	53244D	Windshield wipers		
" (B.R.S., insulated return)	1960	22300A	Reflex reflector (amber)	1958-60	57045A	Motor	1958	75298D
Horn	1958-60	69046F	" (red)	1958-60	57044A/B	" (L.H.D.)	1958-60	75363A
Low note (when fitted)	1958-60	69047F	Relay, horn (when twins fitted)	1958-60	*33116B	" (R.H.D.)	1958-60	75349A
High note	1958-60	78264A	Relay, starting switch (with C.A.V. starter)	1960	33229A	" (Tanker)	1958-59	75301D
Junction box	1958-60	78266A	Sleeve, Lucar connector 14 amp.	1959-60	54190042	Wheelbox	1958	72676B
" (when flashers fitted)	1958-60	78266A	Starting motor			" Later	1958-60	72712A
LAMPS			Petrol	1959-60	26043A	Crosshead and rack Assy. Cut to 45°	1958	743235
Dash (Tanker)	1958	63000A	Diesel (serviced by C.A.V.)	1959	1320021	Crosshead and rack Assy. Outer casing	1958-60	743957
Flasher, cab (when fitted)	1958-59	Serviced by Butlers Ltd.	"	1958	1320022	Motor to wheelbox	1958	743777
Left hand	1960	53707A	"	1959	1320021	" ditto (left hand)	1958-60	54710142
Right hand	1960	53706A	"	1960	1320023	" ditto (right hand)	1958-60	54710143
Left hand (Tanker)	1960	53809A	SWITCHES			Wheelbox to wheelbox	1958	743778
Right hand	1960	53808A	Battery isolator (Tanker, serviced by C.A.V.)	1958	1824890	End tube	1958-60	740746
Flasher, rear	1958-60	53358D	Heater (when fitted)	1958	*31498A	Ferrule, casing retaining Arm	1958	740715
Except Tanker:			Knob	—	312892	"	1958	741810
Head, Home			Heater (when fitted)	1958-60	31780D	" left hand drive	1958-59	54710231
R.H.D., dip left	1958-60	*51780A/E	Horn push and dipper	1958	31438A	" right hand drive	1960	54711540
			Ignition or master Later	1958-60	31403H	Blade	1958	54710230
						"	1960	54711541
						" Later	1958-59	737886
						"	1960	*737940
						"	1960	54711284

* See Supersession Chart § Serviced by C.A.V. Ltd. L.H.D. .. Left hand drive R.H.D. .. Right hand drive continued



MORRIS COMMERCIAL 7 ton Truck and Tanker (Diesel) 1958: 5 ton Truck, Coach and Prime Mover (Petrol and Diesel) 1959-60, 7 ton Truck and Tanker (Diesel) Series IV FF Later 1958-60—*continued*

§ FUEL INJECTION EQUIPMENT (B.M.C. 5.1 litre Diesel Engine)					
Unit	Year	Part No.	Unit	Year	Part No.
Fuel pump	1958-60	AA R6B75-72E	Nozzle holder	1958-60	BKBL67S668
Governor	1958	LPB16	Nozzle	1958-60	BDLL150S6194
Coupling	1959-60	LPE14	Filter	1958-59	F2-9
Venturi	1958-60	BZKG31-9Z	" Later	1959-60	F2B9
	1958-60	BEPK50-50-120			

MORRISON ELECTRICARS Battery Vehicle 1951-54

Unit	Year	Part No.	Unit	Year	Part No.	Unit	Year	Part No.
Fuse box	1951-54	033240	LAMPS— <i>continued</i>			SWITCHES— <i>continued</i>		
Horn	1951-54	*069206	Side	1951-54	52102A	Stop lamp	1951-54	31281B
Horn push	1951-54	76205A	Stop tail and number plate	1951-54	*53076E	Spring	—	315543
" " (Model DPC)	1954	*31071A	Tail and number plate ..	1951-54	*53041B	Windshield wipers		
LAMPS			SWITCHES			Motor	1951-54	*75120A
Head	1951-54	50124E	Lighting	1951-54	34065A	Arm	1951-54	*735051
			" (Model DPC) ..	1954	*31276A	Blade	1951-54	727707

MORRISON ELECTRICARS 25 cwt. Austin Electricar BI/LH 1955-56

Unit	Year	Part No.	Unit	Year	Part No.	Unit	Year	Part No.
Flasher unit	1955-56	*35003A	LAMPS— <i>continued</i>			SWITCHES— <i>continued</i>		
Flasher relay	1955-56	33117A	Side and flasher	1955-56	52240A	Horn push and dipper ..	1955-56	31262A
Horn	1955-56	069344	Stop tail	1955-56	53178E	Stop lamp	1955-56	31082D
LAMPS			SWITCHES			Warning lights		
Head	1955-56	*51337A	Flasher	1955-56	31476A	Flasher	1955-56	38125A
			" (alternative) ..	1955-56	31379A	Main beam	1955-56	38100A

MORRISON ELECTRICARS 1 ton D4 and 25 cwt. E 1955-60: 20 cwt. EH 1960

Unit	Year	Part No.	Unit	Year	Part No.	Unit	Year	Part No.
Fuse box	1955-57	033240	LAMPS— <i>continued</i>			Windshield wipers		
" "	1958-60	033259	Number plate illumination	1955	53093E	Motor	1955-58	*75126A
Horn	1955-56	069344	Side	1955	53101H	"	1959-60	*75120A
" "	1957	70141A	"	1956-60	52102A	Arm	1955	735099
Horn push	1955-60	76205A/D	Stop tail	1955-59	52241B	"	1956-60	742313
LAMPS			" " Later	1959-60	53178E/F	Blade	1955	727707
Head	1955-60	*55122D	SWITCH		53178H	"	1956-60	727759
			Stop lamp	1958-60	31082E/J			

MORRISON ELECTRICARS 10 cwt. BM, 20 cwt. D1 and 30 cwt. F and FL 1955-60: 2 ton GT Tractor 1955-59

Unit	Year	Part No.	Unit	Year	Part No.	Unit	Year	Part No.
Fuse box (GT only) ..	1956-57	033240	LAMPS— <i>continued</i>			Windshield wipers		
" " (except BM) ..	1958-60	033259	Number plate illumination	1958-60	53101H	Motor	1955-60	*75120A
Horn	1955	069248	Side (except GT)	1955	52102A	Arm	1955	735099
" "	1956	069344	"	1956-60	52241B	"	1956-60	742314
" "	1957	70141A	Stop tail (except GT) ..	1955-59	53178E/F	Blade	1955-57	727707
Horn push	1955-60	76205A/D	ditto Later	1959-60	53178H	" (except GT) ..	1958-60	727707
LAMPS			SWITCH			" (GT)	1958-59	727759
Head	1955-60	50124E	Stop lamp	1958-60	31082E/J			

MORRISON ELECTRICARS 1 ton P90 1955-57

Unit	Year	Part No.	Unit	Year	Part No.	Unit	Year	Part No.
Horn	1955-56	069248	LAMPS			SWITCH		
" "	1957	70141A	Side	1955	52102A	Lighting	1955-57	*31276A
Horn push	1955-57	*31071A	Tail and number plate ..	1955-56	*33007B			
			" " " "	1957	*53513B			

NASH-HEALEY Sports 1951-54

Unit	Year	Part No.	Unit	Year	Part No.	Unit	Year	Part No.
Steering column control ..	1951-54	32869A/D	Windshield wipers— <i>cont'd</i>			Windshield wipers— <i>cont'd</i>		
SWITCHES			Wheelbox	1951-54	72592A/K	Arm, left hand	1951-52	*737557
Solenoid, starting motor	1951	76421B	Crosshead and rack assy.	1951-54	736307	" " " "	1953	*737596
Windshield wiper	1951-54	31334A	Outer casing			" " " " Later	1953-54	*737625
Windshield wipers			Motor to wheelbox ..	1951-54	739868	" " " "	1951-52	*737453
Motor	1951-54	*75075K	Wheelbox to wheelbox ..	1951-54	*739956	" " " " Later	1953-54	*737595
			End tube	1951-54	740031	Blade	1951-53	*737624
			Grommet, wheelbox ..	1951-54	734458	" Later	1953-54	*738719
								738724

* See Supersession Chart

§ Serviced by C.A.V. Ltd.

Note. Before ordering Steering Column Controls refer to the detailed parts section (P)



NASH METROPOLITAN Series I-IV 1954-60

Unit	Year	Part No.	Unit	Year	Part No.	Unit	Year	Part No.
Battery	1954-59	GT9A-2	LAMPS			SWITCHES—continued		
Bulb holder, panel light	1960	BT9A	Head, Export U.S.A. (less light unit)	1954	*51426A	Ignition and lighting	1954-60	31416A/E
Bulb, panel light	1960	554734	ditto	Later	51504A	Knob	—	316285
Bulb, courtesy light	1960	987	Head, Export Europe (not France)	1956-60	51982A	Starting motor	1954-60	76423A
Coil, ignition	1954-55	*45020B	Head, Export France	1956-57	51999A	Coupling	—	764428
Control box	1954-55	*45053H/M	Number plate illumination	1954-56	*53266E	Stop lamp	1954-60	31082D/J
"	1956-59	37182D/H	Side and flasher	1957-60	53502B/D	Windshield wiper	1954-55	31201A
"	1960	37183L	"	1954-55	*52162A	Knob	1954-60	31479A
Distributor	1954-55	*40284A/K	Stop tail	1956-60	52240B	Warning lights	—	318350
" (high compression)	1956	40498A/B	"	1954-56	53280B/F	Flasher	1954	*38070A
"	Later	40600A	"	1957	53541B/D	"	Later	1954-60
" ditto	1958-59	40600B/D & F	Gasket	1958-60	53280K/L	Ignition and oil, bulb holder	1960	863511
" ditto	1960	40600E & H	Sleeve, Lucas connector	1958-60	574043	Main beam, bulb holder	1960	554734
" (low compression)	1957-58	40499A	14 amp	1960	54190042	Bulb	—	987
" ditto	1958-60	40499B/D & F	35 amp	1960	54190043	Windshield wipers	—	—
" ditto	1960	40499E & H	Starting motor	1954-57	25022A/L	Motor	1954-60	75145A/B
Flasher unit	1954-55	*35003A	"	1958-59	25022M	Wheelbox	1954-60	*72548L
"	1956-60	35010A	"	1960	25022N/Q	Crosshead and rack assy.	1954-60	736364
Fuse box	1954	033240	Steering column control	1954-60	32897A/D	Outer casing	—	—
"	Later	033239	Suppressor (when fitted)	1954-60	78106A	Motor to wheelbox	1954-60	739844
Generator	1954-57	22258D	SWITCHES	—	—	Wheelbox to wheelbox	1954-60	739937
"	1958-59	22258F	Courtesy light	1958-60	31140B	End tube	1954-60	740031
"	1960	22700D	Dipper	1954-58	*31372A	Ferrule, casing retaining	1954-60	738410
" (alternative)	1960	*22704A	" (alternative)	1958	31284A	Arm	1954	*737625
Horn	—	—	Heater	1959-60	31284A/D	"	Later	1954-55
Low note	1954-56	*69011F/J	Knob	1954-60	78305A/E	"	1956-60	*737791
"	1957-60	69046D/F	"	—	769016	Blade	1954-60	742282
"	1954-56	*69012F/J						741543
"	1957-60	69047D/F						

PARAMOUNT CARS (See also Meynell) Roadster and Coupé 1951-54

Unit	Year	Part No.	Unit	Year	Part No.	Unit	Year	Part No.
Ammeter	1951-53	*36072D	LAMPS—continued			Trafficators	1951-53	*54039A
Battery	1954	*36179A	Head, Export France	1953	*50978A	"	1954	54044A/D
Coil, ignition	1951-54	GT7A	Number plate illumination	1951-53	53093E	Warning lights	—	—
Control box	1951	37065E	Side	1951-53	52139B	Red	1954	*38065A
"	1953-54	*37138A/B	Stop tail	1951-53	53178D	Amber	1951-53	38068A
Distributor	1951-54	40286A	Mirror	1951-54	062587	Green	1954	38067A
Fuse box (Roadster)	1953-54	033240	" (Coupé)	1951-54	062556	Holder	1951-53	30499A
" (Coupé)	1953-54	033239	Starting motor	1951-54	26009A	Windshield wipers	—	—
Generator	1951	*22250E/F	Steering column control	1951-54	32843D/F	Motor	1951	*75088M
"	1953-54	22258D	Suppressor	1951-54	78105A	"	1952-54	75151A
Horn	—	—	SWITCHES	—	—	Wheelbox	1951-54	72590A/K
Low note	1951-54	*69011F	Foglamp	1953-54	31248A	Crosshead and rack assy.	1951	738006
High note	1951-54	*69012F	Knob	—	316389	Cut to 47 3/8"	1952-53	738764
LAMPS	—	—	Ignition	1951-54	31287A	" " 40 3/8" Later	1953-54	736307
Fog	1951-53	*55049B	Interior light	1951-54	*31251A	Outer casing	—	—
"	Later	*55063B	Knob	—	315042	Motor to wheelbox	1951-53	740482
Head, Home	—	—	Lighting	1951-54	*31251A	ditto	Later	1953-54
R.H.D., dip left	1951	*50799D	Knob	—	316117	Wheelbox to wheelbox	1951-53	*739973
"	Later	*50959A	Panel	1951-54	*31251A	ditto	Later	1953-54
"	1953-54	*50992A	Knob	—	315042	End tube	1951-54	*739971
Head, Export	—	—	Starting motor	1951-54	*764150	Arm, left hand	1951	737445
R.H.D., dip left	1953-54	*50992A	Stop lamp	1953-54	31281B	" right hand	1952-54	*737431
L.H.D., dip right	1953-54	*50993A	Spring	—	315543	"	1951	737444
Head, Export Europe (not France)	1953-54	*50994A	Windshield wiper	1951-54	31248A	Blade	1952-54	*737430
"	—	—	Knob	—	316388	"	1951	727802
"	—	—	"	—	—	"	1952-54	727707

PEERLESS 'Gran Turismo' 1959-60

Unit	Year	Part No.	Unit	Year	Part No.	Unit	Year	Part No.
Ammeter	1959-60	36174B	LAMPS—continued			SWITCHES—continued		
Battery (suitable replacement)	1959	GT9A	Head, Export U.S.A.	1959-60	58262A	Windshield wiper	1959-60	*31419A
ditto	1960	BT9A	Number plate and reverse	1959-60	*53159B	Knob	—	317530
Bulb holder, panel light	1960	39007A	Side and flasher	1959-60	52338A	Warning lights	—	—
Bulb	—	987	Stop tail and flasher	1959-60	53527A/B	Flasher	1959	38068A
Coil, ignition	1959-60	*45054J	" (U.S.A.)	1959-60	53689A/B	"	1960	38192A
Control box	1959-60	37182H	Starting motor	1959-60	25541H	Ignition	1959	*38065A
"	Later	37182J & K	Steering column control	1959-60	32930A	"	1960	38189A
Distributor	1959-60	*40480A/E & F	SWITCHES	—	—	Main beam, bulb holder	1960	554734
Flasher unit	1959-60	35010A	Dipper	1959-60	31284D	Bulb	—	987
Fuse box	1959-60	033240	Heater	1959-60	*31419A	Windshield wipers	—	—
Generator	1959-60	22258F	Knob	—	317531	Motor	1959-60	*75200D
Horn	—	—	Ignition	1959-60	*31449E	" (special orders)	1960	75309B
Low note	1959-60	69046F	Lighting	1959-60	*31420D	Wheelbox	1959-60	72686B
High note	1959-60	69047F	Knob	—	316129	Crosshead and rack assy.	—	—
LAMPS	—	—	Panel	1959-60	*31419A	Cut to 38 3/8"	1959-60	743235
Head, Home	—	—	Knob	—	317532	ditto (special orders)	1960	744256
R.H.D., dip left	1959-60	58181A	Petrol change-over	1959-60	31878A	Outer casing	—	—
Head, Export	—	—	Knob	—	316645	Motor to wheelbox	1959-60	744306
R.H.D., dip left	1959-60	58181A	Reverse lamp	1959-60	*31437B	Wheelbox to wheelbox	1959-60	744307
L.H.D., dip right	1959-60	58263B	Solenoid, starting motor	1959-60	*76411E	End tube	1959-60	740746
Head, Export Europe (not France)	1959-60	58265B	Solenoid operating	1959-60	31253E	Arm, left hand	1959-60	745083
"	—	—	Knob	—	*317379	" right hand	1959-60	745082
"	—	—	"	—	—	Blade	1959-60	738724

* See Supersession Chart

L.H.D. ... Left hand drive R.H.D. ... Right hand drive



RELIANT 750 c.c. 4 cylinder 3-wheeler 1946-54

Unit	Year	Part No.	Unit	Year	Part No.	Unit	Year	Part No.
Ammeter	1946-48	*36020A	LAMPS— <i>continued</i>			SWITCHES		
"	1949-54	*36024E	Head, Home			Horn push and dipper ..	1946-54	31262A
Battery	1946-54	SG9E	Vertical dip	1946-50	*50292D	Ignition and lighting ..	1946-54	*34020B
Coil, ignition ..	1946-54	*45016A	"	1951-54	*50950A	Starting motor	1946-50	76428A
Control box	1946-47	*37034A	Head, Export			"	1951-54	76427A
"	1948-50	37081H	Vertical dip	1949-52	50364B	Stop lamp (Australia) ..	1953-54	31281B
"	1951-54	37062E	Head, Export Australia ..	1950	50569B	Spring		31574E
Distributor	1946-54	*40221A	Side	1947-50	*A52003A	Warning light (ignition) ..	1946-50	*38022B
Generator	1946-54	22008B	Tail and number plate ..	1947-50	*A52139B	"	1951-54	38066A
Horn	1946-54	*70001D	Mirror	1951-54	*A53056A	Windshield wipers		
Inspection lamp sockets ..	1951-54	*39511A	Starting motor	1946-51	*A53140B	Motor	1946-54	*75003B
Junction box	1949-51	78265A	"	1946-50	*620601	Arm	1946-54	*735061
LAMPS			"	1951-53	25032A	Blade	1946-53	727802
Dash	1947-54	*A56026A	"	1951-53	25037A	"	1954	727803
			"	1953-54				

RELIANT 'Regal' Car (6 volt) 1953-58: 5 cwt. Van (6 volt) 1955-58

Unit	Year	Part No.	Unit	Year	Part No.	Unit	Year	Part No.
Battery	1953-55	SG9E	LAMPS— <i>continued</i>			SWITCHES— <i>continued</i>		
"	1956	STGX9E	Side	1953-55	*A52139B	Windshield wiper	1953-54	31201B
" (Export)	1955-56	STXW9E	"	1956	*A52139E	Knob		*317533
Coil, ignition	1953-57	*45016A	" (Van)	1957-58	*A52139E	Trafficators	1953	*54042A
Control box	1958	*45052H	Side and flasher (Car) ..	1957-58	52363A	"	1953-56	54046D
"	1953-56	37062B/H	Stop tail	1953-54	*A53178D	"	1957-58	54046D
"	1957-58	37247A/D	Stop tail, number plate and reflex	1955-56	53432A	Warning lights		
Distributor	1953-57	*40221E	ditto	1956-58	53432B	Ignition	1953-58	38094A
"	1958	*40586A	Mirror	1953	*062579	Main beam (when fitted) ..	1953	38095A
Flasher unit (Car) ..	1957-58	35013A	"	1954-58	*062567	ditto	1953-58	38073A
Fuse box	1953-54	033239	" (Van)	1956-58	*620601	Oil	1953-58	38095A
"	1957-58	033239	Starting motor	1953-58	25037A	Windshield wipers		
Generator	1953-58	22008B	Steering column control ..	1953	32898A/E	Motor	1953	75167A
Horn	1953-55	*70001E	Suppressor	1954-58	78114A	"	1954	75229A
"	1956-58	*70092A	SWITCHES			"	1955-58	*75003B
LAMPS			Dipper	1953-54	31284A	Wheelbox	1953	72637A/E
Flasher, rear	1957-58	52364A/B	Ignition	1954	31287B	"	1954	72629A/D
Head, Home			"	1955-58	*31449A/B	Crosshead and rack assy.		
R.H.D., dip left ..	1953-55	51496A/B	Ignition and lighting ..	1953	*34034B	Cut to 26 1/2"	1953-54	73636A
"	1956-58	51496E/H	Lighting	1957-58	31126E	Outer casing		
Head, Export			Knob	1953-58	316398	Motor to wheelbox	1953-54	739870
R.H.D., dip left ..	1953-55	51496A/B	Lighting and horn	1954-56	34074A	3", offside wheelbox ..	1953-54	740031
"	1956-58	51496E/H	Panel	1953-56	31201B	Arm	1953	*735050
L.H.D., dip right ..	1953-55	51498A/B	Knob	1953-56	*316214	"	1953-54	*736418
"	1956-58	51498E/H	Starting motor	1953	76427B	"	1955	*735098
Head, Export Europe (not France) ..	1953-55	51500A	"	1954-58	76427D	" (Car)	1956	742312
ditto	1956-58	51500D/E	Stop lamp	1953-54	31281B	" (Van)	1957	742314
Head, Export France ..	1953-55	*51341A	Spring	1953-54	31574E	"	1957	742312
"	1955-58	*51341D	Stop lamp	1955-58	31082D/E	Blade	1958	742314
Number plate illumination	1953-54	A53093E	Trafficator	1954-56	31379A	"	1953	727707
						"	1953-54	*741540
						"	1955-58	727707

RELIANT 'Regal' Car (12 volt) 1959-60: 5 cwt. Van (Home, 6 volt) 1959, (Home, 12 volt) 1960, (Export, 12 volt) 1959-60

Unit	Year	Part No.	Unit	Year	Part No.	Unit	Year	Part No.
Battery (12 volt) ..	1959-60	HOH7A/8	LAMPS			SWITCHES— <i>continued</i>		
" (6 volt)	1959	STGK9E	Flasher, front (12 volt) ..	1959-60	52337A	Flasher		
Bulb holder, panel light ..	1959-60	39020A	"	1959	52364A	12 volt	1959	*31635A
Bulb (12 volt)	1959-60	987	"	1959	52337A	"	1959	*31932A
" (6 volt)	1959	990	Flasher, rear (12 volt) ..	1960	53773A	"	1960	31986A
Coil, ignition			"	1959	52364A	6 volt	1959	31675A
12 volt	1959-60	*45053K	Head, Home			Horn push and dipper ..	1959	31438A
"	1959-60	*45113A/D	R.H.D., dip left (12 volt)	1959-60	51336B/J	Ignition	1959	*31449E
6 volt	1959	*45052J	"	1959	51496E	"	1960	*31934A
Control box			Head, Export			Lighting	1959	31126E
12 volt	1959	37182J	R.H.D., dip left	1959-60	51336B/J	Knob		
"	1959	37283A	L.H.D., dip right	1959-60	*51337F/K	Lighting (Car only) Later	1959	31933B
"	1960	37283D	Head, Export Europe			"	1960	31987A
"	1960	37290D/E	(not France)	1959-60	51339B/H	Starting motor	1959-60	76427D
"	1959	37247E	Head, Export France ..	1959-60	*51341D	Windshield wiper	1960	31988A
Distributor	1959-60	*40586A	Head, Export U.S.A. ..	1959-60	51343B/E	Warning lights		
"	1959-60	40678A	Side (12 volt)	1959-60	52391A	Flasher	1959-60	38192A
Flasher unit			"	1959	52442A	Ignition	1959-60	38189A
12 volt	1959-60	35010A	Stop tail, number plate and reflex	1959	53454A	Main beam	1959-60	38190A
"	1959-60	35020A	12 volt	1959	53432B	Oil	1959-60	38191A
6 volt	1959	35013A	6 volt	1959	53520D	Windshield wipers		
Fuse box	1959-60	033239	Stop tail and reflex	1960	*062567	Motor (12 volt)	1959	*75120A
"	1959-60	033283	Mirror (Car)	1959-60	*620601	"	1960	75371A/B
Generator			" (Van)	1959-60		" (6 volt)	1959	*75003D
12 volt	1959	22258F	Starting motor			Wheelbox	1960	72736A
"	1959	*22297A	12 volt	1959	25050A	Crosshead and rack assy.		
"	1960	22700D	6 volt	1959-60	25022N/Q	Cut to 46 1/2"	1960	743235
"	1960	22700D	"	1959	25037A/B & D	Outer casing		
6 volt	1959	*22704A	Starting motor			Motor to wheelbox	1960	745118
"	1959	22008B	12 volt	1959-60		Wheelbox to wheelbox ..	1960	54711716
Horn (12 volt)	1959-60	70141B	6 volt	1959		End tube	1960	74074E
" (6 volt)	1959	*70092A	SWITCHES			Ferrule, casing retaining	1960	740715
Horn push (12 volt) ..	1959-60	33547D	Dipper (later fitment, Car only)	1959-60	31800A	Arm	1959	742314
						"	1960	745089
						Blade	1959	727707
						"	1960	727681

* See Supersession Chart L.H.D. .. Left hand drive R.H.D. .. Right hand drive

Note. Before ordering Steering Column Controls refer to the detailed parts section (P)



RELIANT 6 cwt. Van and Truck (6 volt) 1954-55

Unit	Year	Part No.	Unit	Year	Part No.	Unit	Year	Part No.
Ammeter	1954-55	36047D	LAMPS—continued			SWITCHES		
Battery	1954-55	SG9E	Head, Home and Export			Horn push and dipper ..	1954-55	31262A
(Export)	1955	STGW9E	Vertical dip	1954-55	*50950A	Ignition and lighting ..	1954	*34020B
Coil, ignition	1954-55	*45016A	Side	1954-55	*A52139B	"	1955	34054A
Control box	1954-55	37062E	Stop tail, number plate and reflex	1955	53432A/B	Starting motor	1954-55	76427B
Distributor	1954-55	*40221A	Tail and number plate ..	1954	*A53140A	Stop lamp	1955	31281B
Generator	1954-55	22008B	Mirror	1954-55	*620601	Spring	—	315746
Horn	1954-55	70001E	Starting motor	1954-55	25037A	Warning light (ignition) ..	1954-55	38066A
Junction box	1954	78265A	Suppressor (distributor) ..	1954-55	78114A	Windshield wipers		
LAMPS			" (plug)	1954-55	78106A	Motor	1954-55	*75003B
Dash	1954-55	*A56026A				Arm	1954-55	*735096
						Blade	1954-55	727803

RELIANT 10 cwt. 3-wheeler Van (later 'Regent') (12 volt) 1951-56

Unit	Year	Part No.	Unit	Year	Part No.	Unit	Year	Part No.
Ammeter	1951-56	*36024E	LAMPS—continued			SWITCHES		
Battery	1951-56	GT7A	Head, Export			Horn push and dipper ..	1951-56	31262A
Coil, ignition	1951-56	*45020A/B	Vertical dip (Mk. I) ..	1951-56	*50950A	Ignition and lighting ..	1951-56	*34020A/B
Control box	1951-56	37065E/F	R.H.D., dip left (Mk. II)	1955-56	51336A & B/J	Starting motor	1951-54	76427A
Distributor	1951-53	*405616	L.H.D., dip right (Mk. II)	1955-56	*51337B & D/E	"	1955-56	76427D
" Later	1953-55	*40221A	Head, Export Europe (not France) (Mk. II) ..	1955-56	51339A & B/H	Stop lamp (Australia only)	1953	31281B
Generator	1951-52	*22250E/F	Head, Export France (Mk. II)	1955-56	*51590A & B/E	Spring	—	315746
" Later	1952-56	22258D	Head, Export U.S.A. (Mk. II)	1955-56	51343A & B/E	Stop lamp	1955-56	31281B
"	1956	22258E	Side	1951-56	52139B/F	Spring	—	315746
Horn	1951-56	*069213	Stop tail, number plate and reflex	1955-56	53454A/B	Warning light (ignition) ..	1951-53	*38015B
Inspection lamp sockets ..	1951-54	*39511A	Tail and number plate ..	1951-54	*53140B	"	1954-56	38046A
"	1955-56	39507A	Mirror	1951-56	*620601	Windshield wipers		
LAMPS			Starting motor	1951-56	25022A/L	Motor	1951-56	75122B
Dash	1951	56031A	Suppressor (distributor) ..	1954-56	78114A	Arm	1951-54	*735061
"	1952-54	*56026A	" (plug)	1954-56	78106A	"	1955-56	*735096
"	1955-56	56031A				Blade	1951-53	727802
Head, Home						"	1954-56	727803
Vertical dip (Mk. I) ..	1951-56	*50950A						
Dip left (Mk. II) ..	1955-56	51336A & B/J						

RELIANT 'Regent Four' Van (Export only) 1959-60

Unit	Year	Part No.	Unit	Year	Part No.	Unit	Year	Part No.
Battery	1959	GLTW7A	LAMPS			SWITCHES—continued		
"	1960	GLT7A	Head, Export			Starting motor	1959-60	76427D
Bulb holder, panel light ..	1960	39020A	R.H.D., dip left	1959-60	51336B/J	Stop lamp	1959-60	31082E/J
Bulb	—	987	L.H.D., dip right	1959-60	*51337F/K	Windshield wiper	1959-60	*31515A
Coil, ignition	1959-60	*45053K/M	Head, Export Europe (not France)	1959	51339B/H	Knob	—	*316484
" Later	1960	*45113D	Head, Export France	1959	51341B/E	Windshield wiper Later	1960	31988A
Control box	1959	37182J	Head, Export U.S.A.	1959	51343B/E	Warning lights		
" Later	1959-60	37182K	Side and flasher	1959-60	52338A	Ignition	1959-60	38189A
"	1960	37290D/E	Stop tail	1959-60	53520D	Main beam	1959-60	38190A
Distributor	1959-60	*40402N	Stop tail and number plate	1959-60	*53398A/B	Oil	1959-60	38191A
" Later	1960	*40706A	Mirror	1959	*620601	Windshield wipers		
Flasher unit	1959-60	35010A	Starting motor	1959	25022M	Motor	1959-60	75251A/E
" Later	1960	35020A	" Later	1959-60	25022N/Q	" Later	1960	75251H
Fuse box	1959-60	033239	SWITCHES			Wheelbox	1959-60	*72665A
" Later	1960	033283	Flasher	1959-60	*31635A	Crosshead and rack assy.	1959-60	743235
Generator	1959-60	22258E/H	" Later	1960	31986A	Outer casing		
" Later	1960	22700D	Horn push and dipper ..	1959-60	31438A/B	Motor to wheelbox ..	1959-60	745118
" (temporary alternative) Later	1960	22704A	Ignition	1959-60	*31449E	Wheelbox to wheelbox	1959-60	743317
Horn	1959	70141B	" Later	1960	*31934A	End tube	1959-60	740746
"	1960	69046F	Lighting	1959-60	31126E	Ferrule, casing retaining	1959-60	740715
			Knob	—	316398	Arm	1959-60	745084
			Lighting Later	1960	31987A	Blade	1959-60	741543

RENAULT 760 c.c. 4CV Saloon 1952-55

Unit	Year	Part No.	Unit	Year	Part No.	Unit	Year	Part No.
Ammeter	1955	*36202A	LAMPS			Suppressor	1952-55	78105A
Horn	1952-55	*069376	Side	1952-55	52139B	Trafficators	1952-53	*54042A
			Stop tail	1952-55	53178D	" Later	1953-54	54046A/D

RENAULT 8.3 h.p. Car 1947-51

Unit	Year	Part No.	Unit	Year	Part No.	Unit	Year	Part No.
Ammeter	1947-51	36064F	Trafficators	1947-50	*54015B	Windshield wipers—cont'd		
Fuse box	1947-51	*385211	"	1951	*54042A	Arm, left hand	1947-51	735145
Horn	1947-51	069343	Windshield wipers			" right hand	1947-51	735144
Mirror	1947-51	062556	Motor	1947-51	*75077A	Blade	1947-51	727707

RENAULT 8.3 h.p. Van 1947-51

Unit	Year	Part No.	Unit	Year	Part No.	Unit	Year	Part No.
Ammeter	1947-51	36064F	Windshield wipers			Windshield wipers—cont'd		
Fuse box	1947-51	*385211	Motor	1947-51	*75077A	Arm, right hand	1947-51	735144
Horn	1947-51	069343	Arm, left hand	1947-51	735145	" Later	1951	*735067
Mirror	1947-51	062556				Blade	1947-51	727707

* See Supersession Chart

† When ordering, please quote voltage

L.H.D. .. Left hand drive

R.H.D. .. Right hand drive



Equipment Specification

RENAULT-RILEY

RENAULT 12 h.p. Car 1946-51

Unit	Year	Part No.	Unit	Year	Part No.	Unit	Year	Part No.
Ammeter	1946-51	36084A	Trafficators	1946-50	*54015B	Windshield wipers— <i>cont'd</i>		
Fuse box	1946-51	*385211	"	1951	*54042A	Bearing, passenger side	1946-51	731721
Horn	1946-51	*069376				Arm, left hand	1946-51	735145
Mirror	1946-51	*580651	Windshield wipers			" .. right hand	1946-51	736144
SWITCH			Motor	1946-51	75056A	Blade	1946-51	727707
Ignition	1951	*31163A	Coupling bar	1946-51	*731809			

RILEY 1½ litre 1946-55

Unit	Year	Part No.	Unit	Year	Part No.	Unit	Year	Part No.
Ammeter	1946-48	*364322	LAMPS, Head, Export			SWITCHES— <i>continued</i>		
"	1949	*36073B	— <i>continued</i>			Panel	1946-49	*31057A
"	1950-55	36078F	L.H.D., dip right	1949	*A50723H	"	1950-55	*78255A
Battery	1946	SG9A	"	1950	*A50445K	Knob	1950-54	768651
"	1947-49	SG11A	"	1951	*A50799D	"	1955	768378
"	1950-55	GT9A	"	1952-53	*50528M	Reverse lamp	1946-55	*31077A
Bulb holder, panel light	1946-55	39015A	"	1953	*51409A	Solenoid, starting motor	1946-49	76022B
Bulb	1946	987	"	1953-55	*51345A & B	"	1950-55	*76411D
Coil, ignition	1946	*45039A	Head, Export Europe			Solenoid operating	1946-48	*31059B
"	1949-55	*45012A/D	(not France)	1949	*B50723H	"	1950-55	31253A
Control box	1946	*37031A/B	ditto	1950	*B50445K	Knob	—	*317357
"	1947-50	37057E	ditto	1951	*B50799D	Stop lamp	1946-52	31281B
"	1951-52	37065E	ditto	1952-53	*50961A	Spring	—	315543
"	1952-55	*37138A/D	ditto	1953	*51408A	Stop lamp	1955	31082D
Distributor	1946	*404425	ditto	1953-55	51346A	Windshield wiper	1950-55	*31252A/B
"	1949-55	*40182A/E	ditto	1949-50	50747B/D	Knob	—	315075
"	1951-52	*37130A	Head, Export France	1951-52	*50808D	Trafficators	1946-50	*54018D
Fuse box	1952-55	033240	"	1952	*50978A	"	1951-52	*54039A
"	1946-49	*228240	"	1955	51411A	"	1953-55	54044A/D
Generator	1950	22449A	Number plate and reverse			Warning lights		
"	1951-52	*22250E/F	Later	1955	*53434A	Heater	1950-54	39015A
"	1952-55	22258D	Reverse, tail and number			Ignition	1950-54	*38057A
Horn	1946-52	*69021A	plate	1946	*525133	"	1955	38044A
Low note	1952-55	*69011F/J	ditto	1949-55	53032B	Main beam	1950-54	39015A
High note	1946-52	*69022A	Roof	1946-49	*532940	Windshield wipers		
"	1952-55	*69012F/J	Side	1946	*523531	Motor	1946-49	†75066A
Junction box	1946-55	78266A	"	1949-53	*52059A	"	1950	*750751
LAMPS			" (Home)	1954-55	52217A	"	1951	*75075K
Fog	1954-55	55043E	" (Export)	1954-55	52218A	"	1952-55	75153A
Head, Home			Stop tail and number plate			"	1952-55	75153A
R.H.D., dip left (L.H.)	1946	*50144A	"	1949-55	*53027B	Clutch housing	1946-49	737013
" non-dip (R.H.)	1946	*50264D	Stop tail and reflex	Later	1955	Wheelbox	1950-55	72592A/K
" dip left (L.H.)	1949	*50723H	Mirror	1951-53	62052A	Shaft	1946-49	737243
" non-dip (R.H.)	1949	*50724H	Starting motor	1946	*255721	Coupling	1946-49	729036/S
" dip left (L.H.)	1950	*50445K	"	1946-48	*255378	Link primary	1946-49	737297
" non-dip (R.H.)	1950	*50446K	"	1949	*25522A/B	" secondary	1946-49	737312
" dip left (L.H.)	1951	*50799D	Suppressor	1950-55	25521B/D	Crosshead and rack assy.		
" non-dip (R.H.)	1951	*50579K	"	1951-55	78114A	Cut to 44"	1950-55	736307
" dip left			SWITCHES			Outer casing	1950-55	739868
(L.H. and R.H.)	1952-53	*50959A	Dipper	1946	31284A	Motor to wheelbox	1950-55	739868
ditto	1953	*51407A	"	1947-48	31073A	Wheelbox to wheelbox	1950-55	*739956
ditto	1953-55	51344A	"	1949-55	31260A	End tube	1950-55	740031
ditto (alternative)	1954-55	51538A	Foglamp	1946-49	*31060A	Grommet, housing	1946-49	735679
Head, Export			"	1950-55	*31251A	" wheelbox	1950-51	734458
R.H.D., dip left	1949	*50723H	Knob	—	*316116	"	1952-55	734652
"	1950	*50445K	Heater or fan	1950-55	*78256A	Arm	1946-49	*735077
"	1951	*50799D	Knob	—	768650	" left hand	1950-55	*737596
"	1952-53	*50959A	Ignition	1950-55	*31187D	" .. right hand	1950-55	*737595
"	1953	*51407A	Ignition and lighting	1946-49	*34015B	Blade	1946-49	727759
"	1953-55	51344A	Lighting	1950-55	*31251A	"	1950-52	*737482
			Knob	—	316115	"	1952-55	*737682

RILEY 'One-Point-Five' 1958-60

Unit	Year	Part No.	Unit	Year	Part No.	Unit	Year	Part No.
Battery	1958	GT9A-3	LAMPS— <i>continued</i>			SWITCHES— <i>continued</i>		
"	1959-60	BT9A	Head, Export			Foglamp	1958-60	31183H
Bulb holder, panel light	1959-60	55473A	R.H.D., dip left	1958-60	58099D/F	Knob	—	316134
Bulb	—	987	L.H.D., dip right	1958-60	58100D/E	Ignition	1958-60	*31484B
Coil, ignition	1958	*45053J/K	Head, Export Europe			Lighting	1958-60	31183H
"	1959-60	*45054M	(not France)	1958-59	58144B/D	Knob	—	316133
Control box	1958-59	37182J	(except France & Sweden)			Panel	1958-60	*31554A
"	1960	37182K & L	Later	1959-60	58276A/B	Knob	—	316135
Distributor	1958	40510A	Head, Export France	1958-59	58145B	Reverse	1958-60	*31077E
"	1959-60	*40587B/D & F	Later	1959-60	58277A/B	Solenoid, starting motor	1958-60	*76411E
"	1960	*40587E & H	Head, Export Sweden	1959-60	58453A	Solenoid operating	1958-60	*31446D
Flasher unit	1958-60	35010A	ditto	1960	*58495A/B	Knob	—	317371
Fuse box	1958-60	033239	ditto (indirect)	1958-59	58101D/E	Stop lamp	1958-60	31082E/J
Generator	1958-59	22258E/H	Number plate illumination			Windshield wiper	1958-60	*31554A
"	1960	22700D	and reverse	1958-60	*53159B	Knob	—	313690
"	1960	*22704A	Side	1958-60	*52394D	Windshield wipers		
Horn	1958-60	69046F	Stop tail and flasher			Motor	1958-59	75297B/D
Low note	1958-60	69047F	Left hand	1958-60	53664A	"	1959-60	75297E
High note	1958-60	69047F	Right hand	1958-60	53663A	Wheelbox	1958-60	72673A/B
LAMPS			Left hand (U.S.A.)	1958-60	53666A	Crosshead and rack assy.	1958-60	743221
Flasher, front			Right hand	1958-60	53665A	Outer casing		
Amber	1958-60	52392A/B	Starting motor	1958-59	25022M	Motor to wheelbox	1958-60	744463
White (U.S.A.)	1958-60	52393A/B	"	1960	25022N/Q	Wheelbox to wheelbox	1958-60	744462
Head, Home			Suppressor (when fitted)	1958-60	78106A	End tube	1958-60	740746
R.H.D., dip left	1958-60	58143B/D	SWITCHES			Ferrule, casing retaining	1958-60	740715
			Dipper	1958-60	31284A/D	Grommet, wheelbox	1958-60	740811
			Flasher	1958-60	31760A	Arm, left hand drive	1958-60	745072

* See Supersession Chart † No longer available—refer to Wiper Conversion Set Section L.H. . . Left hand R.H. . . Right hand
L.H.D. . . Left hand drive R.H.D. . . Right hand drive

Note. Before ordering Steering Column Controls refer to the detailed parts section (P)



RILEY 2½ litre 1947-53: 'Pathfinder' 1954-57

Unit	Year	Part No.	Unit	Year	Part No.	Unit	Year	Part No.
Ammeter	1947-48	*36051A	LAMPS—continued			Warning lights		
"	1949	*36073B	Head, Export France ..	1948-50	50747D	Heater, bulb holder ..	1950-53	39015A
"	1950-53	36078F	" Later	1951-52	*50808D	Ignition	1950-53	*38057A
Battery	1954-57	*36183A/D	"	1952	*50978A	"	1954-57	38048A
"	1947-49	SG11A	"	1954	51411A	Main beam, bulb holder	1950-53	39015A
"	1950-57	GT11A	"	1955-56	*51341A & B/E			
Coil, ignition ..	1947-55	*45012A/D	"	1957	51411B			
"	1956-57	*45054D	Head, Export U.S.A. ..	1951-53	*50528M	Windshield wipers		
Control box .. .	1947-49	37065E	" Later	1953	*51409A	Motor	1947-49	†75066A
"	1950-52	*37076E	"	1953-57	51343A & B/E	"	1950	*75075J
"	1952-55	*37139D/E	Number plate illumination	1949	53097E	"	1951	*75075K
"	1956-57	37183A/H	(Open Sports)	1949	53097E	"	1952-53	75153A
Distributor .. .	1947-51	40081A/F	Bulb holder bracket ..	1954-57	53314A/B	"	1954-55	*75187F
"	1952	40277D	Reverse, tail and number			"	1955	75177H
"	1953-54	*40336A	plate	1947-53	53032B	"	1955	75200B
"	1955-56	*40419D	Reverse	1954-56	53210F/H	"	1956-57	75296A
"	1956-57	40503A	"	1957	*52246A	Clutch housing .. .	1947-49	737013
Flasher unit .. .	1954-57	*35003A	Side	1947-53	*52059A	Wheelbox	1950-53	72592A/K
Flasher relay .. .	1954-57	33117A/D	"	1954	52139B	"	1954	72656A
Fuse box	1951-52	*37130A	"	1955-56	*52143E/F	"	1955-57	*72670A
"	1952-57	033239	"	1957	*52238A	Shaft	1947-49	737243
Generator	1947-49	*22447A	Side flasher	1954-56	*52162B/E	Coupling	1947-49	729036/S
"	1950-52	*22435A/B	"	1957	52240B	Link, primary .. .	1947-49	737297
"	1952-54	*22456A/D	Stop tail and number plate	1947-53	*53027B	"	1947-49	737312
"	1955-57	22483A & B/D	"	1954-57	53178D/F	Crosshead and rack assy.	1950-53	736307
Horn			Mirror	1951-53	65052A	"	1954-55	741263
Low note	1947-51	*69021A	"	1955	062602	"	1956-57	743221
"	1952-55	*69011F	"	1956-57	062615	Outer casing .. .		
"	1956-57	69046A	Starting motor .. .	1947-49	*270299	Motor to wheelbox ..	1950-53	739868
High note	1947-51	*69022A	"	1950-53	26043A	"	1954-55	745037
"	1952-55	*69012F	"	1954-57	25521D	"	1956-57	743362
"	1956-57	69047A	Suppressor (distributor) ..	1951	78114A	"	1950-53	*739956
Horn relay	1954-57	*33116B	(plug)	1951-53	78113A	Wheelbox to wheelbox	1954-57	745030
Junction box .. .	1948-53	78265A				End tube	1950-53	740031
"	1948-53	78266A				"	1954-57	740746
			SWITCHES			Ferrule, casing retaining	1955-57	740715
LAMPS			Dipper	1949	31073A	Grommet, housing ..	1947-49	735679
Fog	1954	55043E	"	1950-53	31260A	"	1950-51	734458
Head, Home .. .	1955-57	55150A/B	"	1954-55	31277A/D	"	1952-53	734652
R.H.D., dip left (L.H.)	1947-48	*50144A	"	1955-57	31494B/F	"	1956-57	78316A
"	1947-48	*50264D	Door light	1954-55	*31180A	Circuit breaker .. .	1956-57	*735077
"	1948-50	*50723H	"	1956-57	*31222D	Arm	1947-49	*735096
"	1948-50	*50724H	"	1947-49	*31060A	"	1950-53	*737595
"	1950	*50445K	Knob	1950-53	*31251A	"	1950-53	741836
"	1950	*50446K	"	1954-57	*31420A	"	1954	741837
"	1951	*50799D	Heater or fan .. .	1950-53	*316116	"	1955	741837
"	1951	*50579K	Knob	1954-57	316134	"	1955-57	743522
"	1952-53	*50959A	"	1950-53	*78256A	"	1955	741836
ditto	1953	*51407A	Ignition	1950-57	768650	"	1955-57	743521
ditto	1953	51344A	"	1947-49	*31187D	"	1947-49	727759
ditto	1954	51538A	Ignition and lighting	1947-49	*34015B	Blade	1950-52	*737482
ditto	1955-56	51596A	Lighting	1950-53	*31251A	"	1952-53	*737682
ditto	1957	51546D	Knob	1954-57	316115	"	1954-56	737897
Head, Export .. .			Lighting	1954-57	31183B/E			
R.H.D., dip left ..	1947-48	*50144A	Knob	1955-57	316133	Windshield wipers		
"	1948-49	*50723H	Knob	1957	*31420A	(Open Sports)		
"	1950	*50445K	Panel	1947-49	*314722	Motor	1949	*75075J
"	1951	*50799D	Knob	1950-53	*78255A	Wheelbox, with switch	1949	72605A
"	1952-53	*50959A	Knob	1956-57	316135	"	1949	72604A
"	1953	*51407A	Reverse lamp .. .	1947-57	*31077A/E	Crosshead and rack assy.	1949	738223
"	1953-54	51344A	Solenoid, starting motor	1947-49	76022B	Outer casing .. .	1949	739858
"	1955-57	51336A & B/J	"	1950-57	*76411D	Motor to wheelbox ..	1949	*739942
"	1947-48	*A50144A	Rubber boot	1957	860556	Wheelbox to wheelbox	1949	740031
"	1948-49	*A50723H	Solenoid operating ..	1947-49	*31059B	End tube	1949	736430
"	1950	*A50445K	"	1950-55	31253A	Arm	1949	*737482
"	1951	*A50799D	Knob	1956-57	*31446A	Blade	1949	*737482
"	1952-53	*50528M	"	1950-53	*317357			
"	1953	*51409A	Stop lamp	1954-57	317371	Borg Warner overdrive		
"	1953-54	*51345A	Spring	1947-52	31281B	equipment (optional)		
"	1955-56	*51337B & D/E	Stop lamp	1953-57	315543	Relay	1957	33177A
Head, Export Europe			Stop lamp	1950-53	31082A/E	Switches		
(not France) .. .	1949	*B50723H	Windshield wiper .. .	1950-53	*31252A	Kick-down	1957	31632A
ditto	1950	*B50445K	Knob	1954	315075	Centrifugal .. .	1957	76112A
ditto	1951	*B50799D	Windshield wiper ..	1955	*31454A			
ditto	1952-53	*50961A	Knob	1955-57	*318161	Automatic transmission		
ditto	1953	*51408A	Windshield wiper ..	1957	*31297B	equipment (optional)		
ditto	1953-54	51346A	Trafficators	1950	31518A	Gear indicator quadrant		
ditto	1955-57	51339A & B/H	"	1950-52	*54018D	L.H.D.	1957	56067A
			"	1953-57	*54039A	R.H.D.	1957	56066A
					54044D/E			

RILEY 'Two-Point-Six' 1958-59

Ammeter	1958-59	36239A/B	Horn			LAMPS—continued		
Battery	1958-59	GT9A-3	Low note	1958-59	69046F	Head, Home		
Coil, ignition .. .	1958-59	*45054J/K	High note	1958-59	69047F	R.H.D., dip left ..	1958-59	58087A
Control box .. .	1958-59	37183H	Grommet	—	690936	Head, Export		
"	Later	37183K				R.H.D., dip left ..	1958-59	58006B/E
Distributor .. .	1958-59	*40581A/B	LAMPS			L.H.D., dip right ..	1958-59	58007B/D
Flasher unit .. .	1958-59	35010A	Driving	1958-59	55081B	Head, Export Europe		
Fuse box	1958-59	033239	Flasher, front .. .	1958-59	*52278B	(not France) .. .	1958-59	58008A/D
Generator	1958-59	*22483D	" (U.S.A.) ..	1958-59	53378A	(except France & Sweden)		
			Fog	1958-59	*55055D	Later	1959	58268A

* See Supersession Chart
L.H.D. .. Left hand drive

† No longer available—refer to Wiper Conversion Set Section
R.H.D. .. Right hand drive

L.H. .. Left hand R.H. .. Right hand

continued



RILEY 'Two-Point-Six' 1958-59—continued

Unit	Year	Part No.	Unit	Year	Part No.	Unit	Year	Part No.
LAMPS—continued			SWITCHES—continued			Windshield wipers—cont'd		
Head, Export France ..	1958-59	58009B	Foglamp	1958-59	*31554A	Outer casing ..	1958-59	743362
" " " Later ..	1959	58269A	Knob	—	313631	Motor to wheelbox ..	1958-59	745030
Head, Export Sweden ..	1959	58454A	Ignition	1958-59	31497B	Wheelbox to wheelbox ..	1958-59	740746
Head, Export U.S.A. ..	1958-59	58011B	Lighting	1958-59	31183F	End tube	1958-59	740715
ditto (indirect) ..	1958-59	58010B/D	Knob	—	313630	Ferrule, casing retaining	1958-59	740811
Number plate illumination			Panel	1958-59	31183F	Grommet	1958-59	78316A
and reverse	1958-59	53159D	Knob	—	313632	Circuit breaker	1958-59	741837
Side	1958-59	52139E	Reverse lamp	1958-59	*31077E	Arm, left hand drive ..	1958-59	741836
Stop tail (when trafficators			Solenoid, starting motor	1958-59	*76411E	" " right hand drive ..	1958-59	737897
fitted)	1958-59	53670A	Solenoid operating ..	1958-59	*31446B/D	Blade	1958-59	313634
Stop tail and flasher ..	1958-59	53669A	Knob	—	313634	Borg Warner overdrive		
ditto (U.S.A.)	1958-59	53671A	Stop lamp	1958-59	31082E/H	equipment (optional)		
Mirror	1958-59	062615	Windshield wiper ..	1958-59	*31554A	Relay	1958-59	33177A
Relay, horn	1958-59	*33116B	Knob	—	313633	Switches		
Starting motor	1958-59	25521D	Trafficators (optional) ..	1958-59	54044E	Centrifugal	1958-59	76112D
Suppressor (when fitted)	1958-59	78106A	Warning lights			Kick-down	1958-59	31632B
			Flasher and main beam			Solenoid, (L.H.D.) ..	1958	76508A
			bulb holder	1958-59	39007A	" (R.H.D.)	1958	76511A
			Ignition bulb holder ..	1958-59	863511	" " " "	1959	76508A
			Bulb	—	987	Borg Warner automatic		
						transmission (optional)		
SWITCHES			Windshield wipers ..			Gear indicator quadrant		
Dipper	1958-59	31646D	Motor	1958-59	75296D	Left hand drive	1958-59	56067A
" (U.S.A.)	1958-59	31277D	Wheelbox	1958-59	*72670A	Right hand drive	1958-59	56066A
Door light	1958-59	*31222D	Crosshead and rack assy.			Switch		
Driving lamp	1958-59	*31554A	Cut to 35 $\frac{3}{8}$ "	1958-59	743221	Cutout	1958-59	*31077E
Knob	—	313674						

RILEY 'Four Sixty-Eight' 1959-60

Ammeter	1959-60	36250A/D	LAMPS—continued			Windshield wipers		
Battery	1959-60	BT9A	Reverse	1959-60	53787A/D	Motor, left hand drive	1959-60	75358A
Bulb holder, panel light ..	1959-60	554734	Side and flasher	1959-60	52431A/E	" " right hand drive ..	1959-60	75357A
Bulb	—	987	ditto (N. America)	1959-60	*52446A/E	Wheelbox		
Coil, ignition	1959	*45103A/D	Stop tail and flasher			Driver side	1959-60	72713A/B
" " " "	1960	*45113D	Left hand	1959-60	53792A/E	Passenger side	1959-60	72707A
Control box	1959	37283A	Right hand	1959-60	53793A/E	Crosshead and rack assy.	1959-60	744254
" " " "	1960	37290D	Left hand (N. America)	1959-60	53794A/E	Outer casing		
Distributor	1959-60	40644A/B & E	Right hand	1959-60	53795A/E	Motor to wheelbox ..	1959-60	54710207
" " " " Later ..	1960	40644D & F	Reflex reflector	1959-60	57113A	Wheelbox to wheelbox ..	1959-60	54710208
Flasher unit	1959-60	35020A	Relay, horn	1959-60	33188A	End tube	1959-60	740746
Fuse box	1959	033239	Sleeve, Lucas connector			Ferrule, casing retaining	1959-60	740811
" " " "	1960	033285	14 amp.	1959-60	54190042	Grommet, wheelbox ..	1959-60	744134
Generator	1959	*22297A	35 amp.	1959-60	54190043	Arm, left hand drive ..	1960	54711539
" " " "	1960	22700D	Twin	1960	54190119	" " right hand drive ..	1959	744133
" (temporary alternative)	1960	*22704A	Starting motor	1960	25022M	" " " "	1960	54711538
Horn			Suppressor (when fitted)	1959-60	78106A	Blade	1959	*737907
Low note	1959-60	69046F				" " " "	1960	54711283
High note	1959-60	69047F	SWITCHES			Windshield wipers (from		
			Dipper	1959-60	31800A	Chassis No. 5789		
			Flasher	1959-60	31885A	Motor, L.H.D.	1960	75357A
			Heater	1959-60	31828A	" " R.H.D.	1960	75358A
LAMPS			Ignition and starting ..	1959	31781A/D	Wheelbox		
Head, Home			Lighting	1960	31973B	Driver side	1960	72707A
R.H.D., dip left	1959-60	58251A/F	Panel	1959-60	31841A/D	Passenger side	1960	72713A/B
Head, Export			Reverse lamp	1959-60	31956A	Crosshead and rack assy.		
R.H.D., dip left	1959-60	58251A/F	Solenoid, starting motor	1959-60	*76465A	Cut to 35 $\frac{3}{8}$ "	1960	744254
L.H.D., dip right	1959-60	58252A/F	ditto (automatic			transmission)	1959	*76466A
Head, Export Europe ..	1959-60	58253A/E	Stop lamp	1959-60	31882A	Wheelbox to wheelbox ..	1960	54710207
(except France & Sweden)	1959-60	58254A/F	Windshield wiper	1959-60	31836A/B	End tube	1960	740746
Head, Export France ..	1959	58315A/D	Warning lights			Ferrule, casing retaining	1960	740715
Head, Export Sweden ..	1959	58446A/D	Ignition, bulb holder ..	1959-60	863511	Grommet, wheelbox ..	1960	740811
" " " " Later ..	1959	*58545B	Main beam, bulb holder	1959-60	554734	Arm, L.H.D.	1960	54711538
" " " "	1960	58255A/B	Bulb	—	987	" " R.H.D.	1960	54711539
Head, Export U.S.A. ..	1959	*58488A/D				Blade	1960	54711283
Number plate illumination	1959-60	53763A						
ditto	1960	53814A						

ROLLS-ROYCE 'Silver Wraith' 1956-59

Coil, ignition	1946-55	*45025B	Horn—continued			LAMPS—continued		
" " " "	1956-59	45066A/H	High note	1946-51	*69005B	Fog/Flasher (when fitted)	1956-59	55151E
Control box	1946-47	*37052H	" " " "	1952-54	*69045A	" " " " (France,		
" " " "	1948-52	*37089D	" " " "	1955-59	69077A	when fitted)	1956-59	55167A
" " " " Later ..	1952-55	*37116B	" " " " (special body)	1955-59	69079A	Head, Home		
" " " "	1956-59	*37195F	" " " " (Export)	1953-59	70070A	R.H.D., non-dip (L.H.)	1946-50	50731A
Flasher unit (when fitted)	1956-59	35010A	Horn relay	1946-52	*33139A	ditto (R.H.)	1946-50	50329A
Fuse box	1948-50	*385200	Inspection lamp light unit	1956-59	*33116B	ditto (L.H. and R.H.)	1951-53	50849A/B
Generator	1946	22413D	Junction box	1946-54	61416B	ditto later	1953-55	50731A
" " " "	1947-53	23000A/J	" " " "	1946-54	78264A	ditto (alternative) ..	1951-55	50329A
" " " " Later ..	1953-55	23002A/D	" " " "	1946-59	78266A	ditto	1956-59	51730A/N
" " " "	1956-57	22481A/J	LAMPS			Head, Export		
" " " "	1958-59	22481M/T	Boot	1951-59	61412A	Vertical dip	1946-55	50428A
Horn			Flasher, rear			R.H.D., dip left	1956-59	51730A/N
Low note	1946-51	*69004B	Left hand (when fitted)	1956-59	52287A	L.H.D., dip right	1956-59	51752H/M
" " " "	1952-54	*69044A	Right hand	1956-59	52288A	Head, Export Europe		
" " " "	1955-59	69076A	(Park Ward)	1956-59	53294A	(not France)	1951-55	B50849A/B
" " " " (special body)	1955-59	69078A				(except France and		
" " " " (Export) ..	1953-59	70067A				Switzerland)	1956-59	51604A/M

* See Supersession Chart L.H. .. Left hand R.H. .. Right hand L.H.D. .. Left hand drive R.H.D. .. Right hand drive

Note. Before ordering Steering Column Controls refer to the detailed parts section (P)



ROLLS-ROYCE 'Silver Wraith' 1956-59—continued

Unit	Year	Part No.	Unit	Year	Part No.	Unit	Year	Part No.
LAMPS—continued			Mirror			Trafficators	1953-55	54054D
Head, Export France	1947-55	50693A	Left hand	1946-55	062590	(Hooper Tourer and 7-seater)	1956-59	54054D
" " "	1956-59	51605A/N	" " "	1956-59	062626	Windshield wipers		
Head, Export Switzerland	1956-59	51816D	Right hand	1946-55	062587	Motor	1946-47	*75075J
Head, Export U.S.A.	1947-55	50816B	" " "	1956-59	062625	" " "	1948-50	*75087L
" " "	1956-59	51607A/L	Left hand (Canada)	1956-59	062628	" " "	1951-55	*75087M
Head, Export Canada and S. America	1956-59	51606M	Right hand	1956-59	062627	" " "	1956-59	*75181J
Number plate illumination	1946-59	53080A	Reflex reflector			Wheelbox		
U.S.A.	1952-59	53164D	Except France	1956-59	57093A	With switch	1946-55	72627A/H
" (special)	1956-59	53114A	France	1956-59	57097A	Less switch	1946-55	72598A/D
Pass	1947-55	*55030A	Starting motor	1946-55	26023A/E	Crosshead and rack assy.	1946-47	738223
Reverse			" (L.H.D.)	1951-55	26033A/B	ditto	1948-55	738499
Switzerland	1951-55	53128E	" " "	1956-59	26123A	ditto (Park Ward and special bodies)		
All destinations except France and Italy (Park Ward)	1956-59	52308A	SWITCHES			Cut to 58 1/2"	1948-55	738223
France (Park Ward)	1956-59	52309A	Bonnet light	1956-59	31201B	Crosshead and rack assy.	1956-59	741262
Italy (Park Ward)	1956-59	53501A/B	Dipper	1946-54	31284A	Outer casing		
Side	1946-59	52088F	Foglamp	1946-50	31201B	Motor to wheelbox	1946-47	*738221
Stop	1951-55	53113D	Heater or fan	1948-52	78210A	" " "	1948-55	*739907
(Holland and Switzerland)	1951-54	53207B	" " "	1953-59	78286F	" " "	1956-59	745186
Stop tail	1946-50	*53091E	Ignition	1946-51	31201B	Wheelbox to wheelbox	1946-55	*739979
" (Except James Young)	1951-55	*53192B	Lighting	1946-59	31201B	ditto (special body)	1948-55	*739980
(James Young)	1956-59	53460B	Map light	1946-51	31201B	ditto	1956-59	740781
France (James Young)	1956-59	53495B	Panel	1957-59	31830A	End tube	1946-55	740031
U.S.A.	1951-55	53193A/B	Petrol/Oil	1952-59	31073A	" " "	1956-59	740746
(James Young)	1956-59	53522D	Solenoid, starting motor	1946-49	*31074A	Ferrule, casing retaining Arm	1946-50	740715
California (James Young)	1956-59	53416D	" " "	1950-55	*760080	" " "	1951-55	*738933
			Windshield wiper	1956-59	*076013	" " "	1956-59	*741481
			Trafficators	1946-51	*76411E	" (special orders)	1958-59	741486
				1952	31448D	Blade	1946-50	*738776
					54003E	" " "	1951-52	*738934
					053972	" " "	1953	*742079
						" " "	1954-59	738724

ROLLS-ROYCE 'Silver Dawn' 1953-55

Coil, ignition	1953-55	*45025B	LAMPS—continued			Windshield wipers		
Control box	1953-55	*37116A/B	Stop (Switzerland)	1953-55	53207B	Motor	1953	*75087M
Generator	1953-55	23002D	Stop tail (U.S.A.)	1953-55	53193B	" " "	1954-55	*75186A
Horn			Mirror			Wheelbox		
Low note	1953-55	*69044A	Exterior, right hand	1953-55	*580733	With switch	1953	72627H
" (Export)	1953-55	70067A	" left hand	1953-55	*580736	Less Switch	1953	72598D
High note	1953-55	*69045A	Interior	1953-55	062577	Wheelbox	1954-55	72635B
" (Export)	1953-55	70070A	Starting motor	1953-55	26023A/E	Crosshead and rack assy.	1953	738499
Horn relay	1953-55	*33139A	" (L.H.D.)	1953-55	26033A/B	" " "	1954-55	741264
Junction box	1953-55	78264A	SWITCHES			Outer casing		
" " "	1953-55	78266A	Boot lamp	1953-55	31375A	Motor to wheelbox	1953	*739907
LAMPS			Heater and demister	1953-55	78286A/F	" " "	1954-55	740780
Fog	1953-55	*55092A	Ignition	1953-55	31201B	Wheelbox to wheelbox	1953	*739979
Head, Home			Lighting	1953-55	31201B	" " "	1954-55	740781
R.H.D., dip left	1953-55	*51089B	Panel	1953	31073A	End tube	1953	740031
Head, Export			" " "	1953	31073A	" " "	1954-55	740746
R.H.D., dip left	1953-55	*51089B	Petrol/Oil	1953-55	78301A	Arm	1953	*738933
Head, Export France	1953-55	51423A	Solenoid, starting motor	1953-55	*31074A	" " "	1954-55	*741481
Number plate illumination	1953-55	53080A	Windshield wiper	1953-54	*31302A	Blade	1953	*738934
ditto (U.S.A.)	1953-55	53164D	" " "	1954-55	31448A	" " "	1954	*742079
Side	1953-55	52088F	Trafficators	1953-55	54054A/D	" " "	1954-55	738724

ROLLS-ROYCE 'Silver Cloud' 1956-59

Actuator (special orders)	1957-59	78329A	LAMPS—continued			Screenjet	1958-59	077026
Coil, ignition	1956-59	45066A/H	Head, Export			Starting motor		
Control box	1956-57	37195A/F	R.H.D., dip left	1956-58	51730A/N	Automatic transmission	1956-59	26123A
" " "	1957-58	37195H/J	L.H.D., dip right	1959	58334A/D	Synchromesh gears	1956-59	26120A
" " "	1958-59	37277B/D & E	Head, Export Europe (except France and Switzerland)	1956-59	51752H/M	Suppressor	1956-58	78128A
Flasher unit	1956-59	35010A	Head, Export France	1956-59	51604A/M	SWITCHES		
Generator	1956-57	22481M/Q	Head, Export Switzerland	1956-59	58022A	Air conditioner	1956-59	31708A
" " "	1958-59	22800A/B	Head, Export U.S.A.	1956-59	51816D/E	Demister and air valve	1956-59	31455F
Horn			Head, Export Canada and S. America	1956-59	51607A/L	Dipper	1956-57	*31372A
Low note			Number plate illumination and reverse	1956-59	51606A/R	" " "	1958-59	31800A
Except France & U.S.A.	1956-59	69082D	ditto (France)	1956-59	53603A/B	Panel and map light	1956-59	31456H
France	1956-59	*69080B	Side	1956-59	53604A/B	Petrol filler lid	1956-59	31531B
U.S.A.	1956-59	69071A	Stop tail, flasher and reflex	1956-59	52228N	Petrol/Oil change-over	1956-59	31644A
Special body	1956-59	*69088A	ditto (France)	1956-59	53495B	Petrol pump (test, special)	1956-59	31579A
High note			ditto (U.S.A.)	1956-59	53339K	Pillar light (France)	1956-59	31570D
Except France & U.S.A.	1956-59	69077D	ditto (California)	1956-59	53522D	Solenoid, starting motor	1956-59	*76411E
France	1956-59	*69081B	Relay, headlamp flasher	1956-59	53516D	Windshield wiper and screenjet	1956-59	31457E
U.S.A.	1956-59	69070E	" (France)	1956-59	*33116B	Window lift	1956-59	31650A
Special body	1956-59	*69089A	" " "	1956-59	*33116B	Windshield wipers		
LAMPS			Relay, horn	1956-59	33169B	Motor	1956-57	*75249B
Fog/Flasher	1956-59	55151F	Relay, flasher	1956-59	33116B	" " "	1957-59	75331A
" (France)	1956-59	55167B	Relay, rear window demister and heater	1956-59	33169B	Bracket, mounting	1956-59	745838
Head, Home						Wheelbox	1956-59	72661B
R.H.D., dip left	1956-58	51730A/N				Arm	1956-59	741483
" " "	1959	58334A/D				Blade	1956-59	738734

* See Supersession Chart L.H.D. .. Left hand drive R.H.D. .. Right hand drive



ROLLS-ROYCE 'Phantom' V (engine details only) and 'Silver Cloud' II 1960

Unit	Year	Part No.	Unit	Year	Part No.	Unit	Year	Part No.
Actuator (heat control) ..	1960	78329D	LAMPS— <i>continued</i>			Relay, rear window demister	1960	33226A
Ammeter	1960	36260A	Head, Export France ..	1960	58542B	Screenjet	1960	077026
Control box	1960	37277E	Head, Export Switzerland ..	1960	58611B	Starting motor	1960	26162A
Flasher unit	1960	35010A	Head, Export Sweden ..	1960	58543B	" Later	1960	26162B/E
Generator	1960	22800B	Head, Export U.S.A. ..	1960	58553A	"	1960	26175A
Horn			Head, Export Canada ..	1960	51606R			
Low note	1960	69108A	Head, Export Middle East	1960	51752M	SWITCHES		
High note	1960	69109A	Indicator			Dipper	1960	31800A
LAMPS			L.H. (Switzerland) ..	1960	52476A	Flasher	1960	31915B
Fog (Switzerland) ..	1960	55239A	R.H.	1960	52475A	Panel and map light ..	1960	31939A
Fog/Flasher	1960	55151F	Number plate illumination			ditto Later	1960	34328A
(U.S.A.)	1960	55236A	and reverse	1960	53603D	Petrol/Oil change-over ..	1960	31363B
Head, Home			Side	1960	52228N	Solenoid, starting motor	1960	31938A/B
R.H.D., dip left ..	1960	58334B	Stop tail and flasher ..	1960	53339K	Windshield wiper	1960	*76411E
Head, Export			ditto (France)	1960	53495B	Windshield wipers		
R.H.D., dip left ..	1960	58334B	ditto (U.S.A.)	1960	53516D	Motor	1960	75379A
Head, Export Europe			Relay, change-over ..	1960	33168B	Wheelbox	1960	72661B
(except France, Switzer-			Relay, fog/flasher ..	1960	33169B	Arm	1960	54711529
land and Sweden) ..	1960	58541B	Relay, horn	1960	*33116B	Blade	1960	54711613

ROVER 10 h.p. and 12 h.p. 1946-47

Ammeter	1946-47	*364595	Mirror	1946-47	*580652	Warning lights		
Battery	1946-47	SG9A	Petrol reserve valve			Choke	1947	*38034B
Coil, ignition	1946-47	*45020A	10 h.p. Saloon	1946-47	780025	Ignition	1946-47	*38015B
Control arm	1946-47	*310818	12 "	1946-47	780060	Oil	1946	38018B
Control box	1946-47	*37002A	Starting motor	1946-47	*255666	Windshield wipers		
.. .. . Later	1947	37065E	Steering column control ..	1946-47	323761	Motor	1946-47	†75066A
Distributor	1946-47	*409629	SWITCHES			Clutch housing	1946-47	735691
Generator	1946-47	*22447A	Choke warning light ..	1947	*31109B	Bracket, with shaft and		
Horn	1946-47	*069207	Foglamp	1946-47	*31080A	coupling (Coupé)	1946-47	737273
Low note (Sports) ..	1946-47	*69019A/B	Heater or fan	1946-47	768380	ditto (12 h.p.)	1946-47	737306
High note	1946-47	*69020A/B	Knob	—	768378	Shaft, short	1946-47	737243
LAMPS			Ignition	1946-47	*312272	Coupling	1946-47	729036/S
Fog	1946-47	*55039A	Interior light	1946-47	*314614	Link, primary (12 h.p.		
Head, Home			Lighting	1946-47	359013	and Sports)	1946-47	737337
Left hand	1946-47	*50383A	Panel	1946-47	768380	Link, secondary (12 h.p.		
Right hand	1946-47	*50384A	Knob	—	*768374	and Sports)	1946-47	737336
Head, Export			Petrol/oil	1946-47	*314231	Grommet, housing	1946-47	735349
Vertical dip (left hand)	1946-47	*50314A	Petrol reserve valve ..	1946-47	*314144	and Sports)	1946-47	729378
.. .. . (right hand)	1946-47	*50315A	Reverse lamp	1946-47	*31077A	Arm	1946-47	735052
Reverse, tail and number			Solenoid, starting motor			Blade	1946-47	727759
plate	1946-47	53035B	Stop lamp	1946-47	*760080			
ditto (Export)	1946-47	53032B	Spring	—	315543	Trafficators	1946-47	*539911
Side	1946-47	*52089A	Stop lamp	1946-47	31281B			
Stop tail and number plate							
ditto (Export)	1946-47	*53079B						

ROVER 14 h.p. and 16 h.p. 1946-47

Ammeter	1946-47	*364595	LAMPS— <i>continued</i>			Trafficators	1946-47	*539911
Battery	1946-47	SG9A	Side	1946-47	*52089A	Warning lights		
Coil, ignition	1946-47	*45020A	Stop tail and number plate			Choke	1947	*38034B
Control arm	1946-47	*310818	ditto (Export)	1946-47	*53079B	Ignition	1946-47	*38015B
Control box	1946-47	*37002A	Mirror	1946-47	*580652	Oil	1946-47	38018B
.. .. . Later	1947	37065E	Petrol reserve valve ..	1946-47	780060	Windshield wipers		
Distributor (14 h.p.) ..	1946-47	*407345	Starting motor	1946-47	*255666	Motor	1946-47	†75066A
(16 h.p.)	1946-47	*407348	Steering column control ..	1946-47	323762	Clutch housing	1946-47	735691
Generator	1946-47	*22447A	SWITCHES			Bracket, with shaft and		
Horn	1946-47	*069207	Foglamp	1946-47	*31080A	coupling	1946-47	737273
LAMPS			Heater or fan	1946-47	768380	Shaft, short	1946-47	737243
Fog	1946-47	*55039A	Knob	—	*768374	Coupling	1946-47	729036/S
Head, Home			Ignition	1946-47	*312272	Link, primary	1946-47	737337
Vertical dip (L.H.) ..	1946-47	*50741A	Interior light	1946-47	*314614	" secondary	1946	737338
Non-dip (R.H.)	1946-47	*50742A	Lighting	1946-47	359013	Grommet, housing	1946-47	735349
Head, Export			Panel	1946-47	768380	and Sports)	1946-47	729378
Vertical dip (L.H.) ..	1946-47	*50316A	Knob	—	*768374	Arm	1946-47	735052
.. .. . (R.H.)	1946-47	*50317A	Petrol/Oil	1946-47	*314231	Blade	1946-47	727759
Reverse, tail and number			Petrol reserve valve ..	1946-47	*314144			
plate	1946-47	53035B	Reverse lamp	1946-47	*31077A			
ditto (Export)	1946-47	53032B	Solenoid, starting motor					
			Stop lamp	1946-47	*760080			
			1946-47	31281B			

ROVER '60' 1948-49 and 1954-59

Ammeter	1948-49	*364595	Coil, ignition	1948-49	*45012A/B	Flasher unit	1954-56	*35003A
"	1954-59	*36119A/B	"	1954-55	*45046A/B	"	1957-59	35010A
Battery	1948-49	SG9A	"	1956-59	*45054E/K	Fuse box	1954-59	033239
"	1954-59	GT9A	Control box	1948-49	*37076E	Generator	1948	*22429A
Bulb holder, panel light			"	1954-56	*37138A/D	" Later	1949	*22429D/E
Instruments	1955-59	39010A	"	1957-59	37182H	"	1949	*22429F/H
Speedometer	1955-59	39007A	Distributor	1948	*40103D	"	1954-55	22258D
Bulb	—	987	"	1949	*40154A	"	1956-59	22258E/H
			"	1954-59	40410A/D			

* See Supersession Chart
R.H.D. .. Right hand drive

† No longer available—refer to Wiper Conversion Set Section

L.H. .. Left hand

R.H. .. Right hand

continued

Note. Before ordering Steering Column Controls refer to the detailed parts section (P)



ROVER '60' 1948-49 and 1954-59—continued

Unit	Year	Part No.	Unit	Year	Part No.	Unit	Year	Part No.
Horn			LAMPS—continued			SWITCHES—continued		
Low note	1948-49	*69006B	Stop tail, flasher and reflex	1955-59	53356H/J	Windshield wiper	1948-49	*31080A
" "	1954-55	*69011F/J	ditto (N.A.D.A.)	1957-58	53634A	" "	1954-55	31369A/B
" "	1956-59	69046A/F	ditto Later	1958-59	53660A	" "	1956-59	31564A/F
High note	1948-49	*69007B	Mirror	1948-49	*58065Z	Knob	1954-56	31663Z
" "	1954-55	*69012F/J	" "	1954	062573	" "	1957-59	*318181
" "	1956-59	69047A/F	Reflex reflector, front	1954	57067A	Terminal block	1954-55	37101A/B
Horn relay	1954-59	*33116B	(Home)	1948-49	78007A	Trafficators	1948-49	*54018D
Cover, terminal	1955-59	340786	Petrol reserve valve	1954-59	78021A/E	" "	1954	54044A/D
Horn gauze and rubber	1955	702717	Starting motor	1948-49	25514A	Warning lights		
ditto	1956-57	*702890	" "	1954	25514B/E	Choke	1948-49	*38034B
ditto (low note)	1958-59	707083	" "	1955-59	25533A/D	Flasher	1954-59	*38083A/B
ditto (high note)	1958-59	707085	Steering column control	1948-49	32767A/D	Ignition	1948-49	*38015B
Junction box	1948-59	78264A	Suppressor " "	1954-59	32874A/K	" "	1954-59	*38091A
" " (N.A.D.A.)	1954-55	78265A		1955-59	†78114B	Main beam	1954-59	*38069A
						Oil	1954-59	*38082A/B
LAMPS			SWITCHES			Windshield wipers		
Boot	1954-59	53235B	Choke warning light	1948-49	*31109B	Motor	1948-49	*75055L
Flasher, front	1957-59	*52346A	" "	1954-57	*31077A	" "	1954	75172B
" " (N.A.D.A.)	1957-59	53627A	" "	1958-59	31469A	" "	1955-57	75234A
Fog	1948-49	*55055B	Dipper	1954-59	*31372A/B	" "	1958-59	75325A
" "	1954	55084B	Door light	1954	*31222A	Wheelbox	1948-49	72592A/K
" "	1955-56	*55055D	" " (front)	1955-56	31404A	" "	1954-55	72631B
" "	1957	*55183A	" " (rear)	1955-56	*31222D	" "	1956-59	72675A/B
" "	1958-59	55128B	Flasher	1957-59	31404A	Crosshead and rack assy.		
Head, Home			Foglamp	1955-59	31244K	Cut to 40"	1948-49	736307
Vertical dip (L.H.)	1948-49	*50741A	" "	1954-57	31201B/D	" " 40"	1954-58	741263
Non-dip (R.H.)	1948-49	*50742A	Knob	1958-59	*31557A	Crosshead and rack assy.	1959	744256
Dip left (L.H. and R.H.)	1954-56	51073A/B	" "	1954-55	314026	Outer casing		
" "	1957-59	*51983A	" "	1956-57	314403	Motor to wheelbox	1948-49	739870
Head, Export			Heater or fan	1958-59	316370	" "	1954-55	740778
Vertical dip (L.H.)	1948-49	*50741A	Knob	1948-49	*78212A	" "	1956-59	745290
Non-dip (R.H.)	1948-49	*50743A	Heater or fan	1954-59	31248A/B	Wheelbox to wheelbox	1948-49	739932
R.H.D., dip left	1954-56	51073B	Knob	—	316352	" "	1954-59	740779
" "	1957-59	*51983A/E	Ignition	—	*312272	End tube	1948-49	740031
L.H.D., dip right	1954	*51391A	" "	1954	31187D	" "	1954-59	740746
" "	1955-56	51247A	Interior light	1955-59	*31484A/B	Grommet, wheelbox	1948-49	733874
" "	1957-59	*51781A/E	Lighting	1948-49	*314129	Arm	1948-49	*373509
Head, Export Europe			" " (headlamp)	1954-59	34039A	" "	1954-59	741450
(not France)	1954-56	*51392A	" " (side lamp)	1954-59	31299A/B	Blade	1948-49	*373516
ditto	1957-59	*51782A/D	Oil level indicator	—	31331A	" " (left hand drive)	1954	*738723
ditto Later	1959	58286A/B	Panel	—	316686	" " (right hand drive)	1954	*738719
Head, Export France	1954-56	*51393A	Knob	1948-49	*314231	Laycock de Normanville		
" "	1957-59	*51783A/B	Oil level indicator	1954-59	*31355A	overdrive equipment		
" " Later	1959	58287A/B	Panel	1948-49	768380	(optional)		
Head, Export N.A.D.A.	1954-56	*51394A	Knob	—	*768374	Relay	1956-59	33174A/B
" "	1957-59	*51984A/B	Panel	1954-59	78291A/B	Cover Later	1958-59	*340931
Number plate illumination			Knob	—	768883	Switches		
Number plate and reverse			Petrol reserve valve	1948-49	*314144	Control	1956	31551A
ditto (N.A.D.A.)	1954	53258A	Reverse lamp	1954-59	31356A	" "	1957-58	31569E
ditto	1955-57	53097E	" "	1948-49	*31077A	" " Later	1958-59	31623B
ditto	1958-59	53258A	Solenoid, starting motor	1954-59	31422A/B	Interruption	1956	31504A
Side	1948-49	*52099A	Adaptor plate	1948-59	*76411D/E	Isolator	1957-59	*31077E
" (left hand)	1954-56	*52219D	Solenoid operating	—	78275A	Kick-down	1957-59	31642A/B
" (right hand)	1954-56	*52220D	Stop lamp	1954-59	*31354A	Solenoid, transmission		
Side flasher (N.A.D.A.)	1954	53210A	" "	1948-56	31281B	gear	1956	*76500E
Stop tail	1954	53199B	Trafficator control arm	1957-59	31082E/H	ditto	1957	*76505B
" " (N.A.D.A.)	1954	53153E	" "	1948-49	*31155A	ditto	1958-59	76515A
Stop tail and reverse	1948-49	*53123F	" "	1954	31244B	Throttle	1956	31504A
						" "	1957-59	31679A

ROVER '75' 1948-59: '90' 1954-59: '105' 1957-59

Ammeter	1948-49	*364595	Fuse box	1952-59	033239	LAMPS—continued		
" "	1950	*36087A	" " (overdrive)	1956	033263	Fog	1948-49	*55055B
" "	1952-59	*36119A/B	Generator	1957-59	*37131A	" "	1950	*55074B
Battery	1948-49	SG9A	" "	1948	*22429A	" "	1951	55080B
" "	1950-59	GT9A	" "	1949	*22429D/E	" "	1952	*55055B
Bulb holder, panel light			" "	1950-52	*22429F/H	" "	1953	55084B
Instruments	1948-59	39010A	" " Later	1952-54	*22456A/B	" "	1954-56	*55055B/D
Speedometer	1948-59	39007A	" "	1955-56	*22483A	" "	1957	*55183A
Bulb	—	987	" " Later	1956-59	*22483B/D	" "	1958-59	55128B
Coil, ignition	1948-50	*45012A/B	Horn			Head, Home		
" "	1951-52	*45039A	Low note	1948-49	*69006B	Vertical dip (L.H.)	1948-49	*50741A
" "	1953-56	45046A/B	" "	1950-55	*69011F/J	Non-dip (R.H.)	1948-49	*50742A
" "	1957-59	*45054H/K	" " (Export)	1950-53	*69032A	Dip left (L.H.)	1950-51	*50857B
Control box	1948-51	*37076E	" "	1956-59	69046A/F	Non-dip (R.H.)	1950-51	*50858B
" "	1952-55	*37139D/E	High note	1948-49	*69007B	Dip left (L.H. and R.H.)		
" "	1956-57	37183H	" "	1950-55	*69012F/J	Later		
" "	1958-59	37264A/B	" " (Export)	1950-53	*69033A	ditto	1952-56	51073A/B
Distributor ('75')	1948	40105B	" "	1956-59	69047A/F	ditto	1957-59	*51983A
" "	1949	*40155A/B	Horn relay	1952-59	*33116B	Head, Export		
" "	1950-53	*40200D	Cover	1955-59	340786	Vertical dip (L.H.)	1948-49	*50741A
" "	1953-54	40283F	Horn gauze and rubber	1955	702717	" " (R.H.)	1948-49	*50743A
" " Later	1955-59	*40459A/B	ditto	1956-57	*702890	R.H.D., dip left	1950-51	*50857B
" "	1954	40408A	ditto (low note)	1958-59	707083	" "	1951	*50974A
" " ('90')	1955	40408E	ditto (high note)	1958-59	707085	" "	1952-56	51073A/B
" "	1956-59	40485A	Junction box	1948-59	78264A	" "	1957-59	*51983A
" "	1957-59	*40577A/B	" "	1951-55	78265A	L.H.D., dip right	1950-51	*A50857B
Flasher unit	1954-56	*35003A	LAMPS			" "	1951	*50975A
" "	1957-59	35010A	Boot	1950-51	53163A	" "	1952	51391A
			" "	1952-59	53235B	" "	1954-56	51247A
						" "	1957-59	*51781A

* See Supersession Chart † Suitable replacement after 1956 N.A.D.A. .. North American Dollar Area L.H. .. Left hand
 R.H. .. Right hand L.H.D. .. Left hand drive R.H.D. .. Right hand drive
 A130 Note. Before ordering Steering Column Controls refer to the detailed parts section (P) continued



ROVER '75' 1948-59: '90' 1954-59: '105' 1957-59—continued

Unit	Year	Part No.	Unit	Year	Part No.	Unit	Year	Part No.
LAMPS—continued			SWITCHES—continued			Warning lights—continued		
Head, Export Europe (not France)	1950-51	*B50857B	Foglamp	1951	31316A	Ignition	1948-49	*38015B
ditto	Later	*50976B	Knob	—	316370	"	1950	38050A
ditto	1951	*50961A	Foglamp	1952-57	31201B	"	1951	*38065A
ditto	1952	*51392A	Knob	1952-55	314026	"	1952-54	*38075A
ditto	1953-56	*51782A/D	Foglamp ('105')	1956-57	314403	"	1955-59	*38091A
ditto	1957-59	*51782A/B	Knob	1957-59	*31557A	Main beam	1952-53	38052B
ditto	Later	58286A/B	Knob ('75' and '90')	—	316370	"	1954-59	*38069A
Head, Export France	1950-51	*50859B	Heater or fan	1958-59	*31557A	Oil	1952-59	*38082A
ditto	Later	50977A	Knob	—	316370	"	—	—
"	1951	*50978A	Heater or fan	1948-49	*78212A	Windshield wipers	—	—
"	1952	*51393A	Knob	—	768473	Motor	1948-49	*75055K
"	1953-56	*51783A/B	Heater or fan	1950-59	31248A/B	"	1950	*75067K
"	1957-59	*51394A	Knob	—	316352	"	1951	*75067L
Head, Export N.A.D.A.	1951	*50919B	Ignition	1948-49	*312272	"	1952-53	*75172B
ditto	1952	*50807B	"	1950-54	31187D	"	1954-57	*75234A
ditto	1953-56	*51394A	"	1955-59	*31484A	"	1958-59	*75325A
ditto	1957-59	*51984A/B	Interior light	1948-49	*314129	Wheelbox	1948-49	72592A/K
Number plate illumination	1948-49	53093E	Lighting	1948-49	34039A	"	1950-51	72560A/K
Number plate and reverse	1950	53097E	Knob	1950	31249A	"	1952-55	72631B
ditto	1951	53161D	Lighting (headlamp)	1951-59	31299A	"	1956-59	72675A/B
ditto	1952-54	53258A	(side lamp)	1951-59	31331A	Crosshead and rack assy.	1948-51	736307
ditto (N.A.D.A.)	1953-54	53097E	Knob	—	316686	Cut to 40"	1952-58	741263
ditto	1955-57	53097E	Oil level indicator	1948-49	*31176A	Crosshead and rack assy.	1959	744256
ditto	1958-59	53258A	Knob	1950	31146A	Outer casing	—	—
ditto	1948-49	*52099A	Knob	—	*315260	Motor to wheelbox	1948-51	739870
Side	1950	*52143A	Oil level indicator	1951-59	*31355A	"	1952-55	740778
" (N.A.D.A.)	1950	*52142A	Panel	1948-49	768380	"	1956-59	745290
"	1951	52160A	Knob	—	*768374	Wheelbox to wheelbox	1948-49	739932
" (N.A.D.A.)	1951-53	*52162A	Panel	1950	78252A	"	1950-51	*739935
"	1952-53	*52143A	Knob	—	768642	"	1952-59	740779
" (N.A.D.A.)	1954	53210A	Panel	1951	*78268A	End tube	1948-51	740031
" (left hand)	1954-56	*52219A	Knob	—	*768679	"	1952-59	740746
" (right hand)	1954-56	*52220A	Panel	1952-59	78291A/B	Grömmet, wheelbox	1948-49	733874
Stop tail	1950-54	53199B	Knob	—	768883	Arm	1948-49	*737509
" (N.A.D.A.)	1950-54	53153E	Petrol reserve valve	1948-49	*314144	" left hand	1950-51	*737576
Stop tail and reverse	1948-49	*53123F	Reverse lamp	1951-59	31356A	" right hand	1950-51	*737524
Stop tail, flasher and reflex	1951-59	53356H/J	Solenoid, starting motor	1948-53	*31077A	Blade	1952-59	741450
ditto (N.A.D.A.)	1957-58	53634A	Adaptor plate	1954-59	31422A/B	"	1948-49	*737516
ditto	Later	53660A	Solenoid operating	1948-59	*76411D	"	1950-51	*738719
Mirror	1948-49	*580652	Knob	—	78275A	"	1952-53	*738723
Reflex reflector, front	1950-54	062573	Solenoid operating	1950-51	31253A	"	1954-59	738724
(Home only)	1954	57067A	Knob	1950-59	*317363	Laycock de Normanville overdrive equipment (optional)	—	—
Petrol reserve valve	1948-49	78007A	Solenoid operating	1952-59	*31354A	Relay	1956-59	33174A/B
Starting motor	1951-59	78021A/E	Stop lamp	1948-56	31281B	Cover	1958-59	*340931
"	1948	25514A	Trafficator control arm	1957-59	31082E/H	Switches	—	—
"	1949-53	25514B/E	Windshield wiper	1948-49	*31155A	Control	1956	31551A
"	1954-59	25533A/D	Knob	1950-54	31244B	"	1957-58	31569E
Steering column control	1948-49	32767A/D	Windshield wiper	1948-49	*31080A	"	1958-59	31623A
"	1950-51	32807J/K	Knob	1950	31113A	Interrupter	1956	31504A
"	1952-59	32874A/K	Windshield wiper	—	*315148	Isolator	1957-59	*31077E
Suppressor	1955-59	†78114B	Knob	1951	31248A	Kick-down	1957-59	31642A
SWITCHES			Windshield wiper	—	316371	Manual ('105S')	1958-59	*31368A
Choke warning light	1948-49	*31109B	Knob	1952-55	31369A/B	Solenoid, transmission gear	1956	*76500E
"	1950	*31273A	Terminal block	1956-59	31546A/D	ditto	1957	*76505B
"	1951-57	*31077B	Trafficators	1952-56	316632	ditto	1958-59	76515A
"	1958-59	31469A	"	1957-59	*318181	Throttle	1956	31504A
Dipper	1950-59	*31372A/B	"	1951-59	37101A/B	"	1957-59	31679A
Door light	1952-54	*31222A	Warning lights	1948-49	*54018D	Special equipment with torque converter on '105R'	—	—
" (front)	1955-56	31404A	Choke	1951	*54039A	Switches	—	—
" (rear)	1955-56	*31222D	"	1952-59	54044A/D	Centrifugal	1957-58	76116D
Flasher	1957-59	31404A	"	1955-59	*38092A	Gear lever knob	1957-58	31670A/H
Foglamp	1955-59	31244K	"	—	—	"	—	—
Knob	1950	31113A	"	—	—	"	—	—
	—	*315149	Flasher	—	—	"	—	—

ROVER '80' and '100' 1960

Ammeter	1960	*36119B	LAMPS	1960	*53720B	SWITCHES	1960	31469A
Battery	1960	BT9A	Boot	1960	55132B	Choke warning light	1960	31372B
Bulb holder, panel light	1960	554734	Driving (optional)	1960	*52346A	Dipper	1960	31244L
Instruments	1960	39010A	Flasher, front	1960	53627A	Flasher	1960	*31557A
Speedometer	1960	987	" (N.A.D.A.)	1960	55128B	Foglamp (when fitted)	1960	316370
Bulb	—	—	Fog (optional)	1960	—	Knob	—	31248B
Coil, ignition	1960	*45053K	Head, Home	—	—	Heater	1960	316352
Control box ('80')	1960	37307B	R.H.D., dip left ('80')	1960	*51780A/E	Knob	—	31799A
"	Later	37332A	" " ('100')	1960	*51983A/E	Ignition and starting	1960	34264A
"	1960	37297A/B	Head, Export	—	—	" Later	1960	31299B
Distributor ('80')	1960	40609F	R.H.D., dip left ('80')	1960	*51780A/E	Lighting (headlamp)	1960	31331A
" ('100')	1960	*40613B	" " ('100')	1960	*51983A/E	(side and tail lamp)	1960	316686
Flasher unit	1960	35010A	L.H.D., dip right	1960	*51781A/E	Knob	—	78291B
Fuse box	1960	033239	Head, Export Europe (except France & Sweden)	1960	58286A/B	Panel	1960	78358A
Generator ('80')	1960	22700D	Head, Export France	1960	58287A/B	"	Later	768883
" (alternative)	1960	*22704A	Head, Export Sweden	1960	58459A/B	Knob	—	—
" ('100')	1960	22489D	Head, Export N.A.D.A.	1960	*58474A/B	Petrol and oil level indicator ('100' only)	1960	*31355A
Horn	—	—	ditto	Later	58617A	Petrol reserve valve	1960	31356A
Low note	1960	69046F	Number plate illumination	1960	53258A	Reverse lamp	1960	31422B
High note	1960	69047F	Side	1960	52250B	Solenoid, starting motor	1960	*76411E
Horn gauze and rubber	—	—	Stop tail and flasher	1960	53356J	Stop lamp	1960	31440F
Low note	1960	707083	ditto (N.A.D.A.)	1960	53660A	Windshield wiper	1960	31546F
High note	1960	707085	Starting motor	1960	25533D	Knob	—	*318181
Horn relay	1960	33188A	Steering column control	1960	32874K	Terminal block	1960	37101B
Junction box	1960	78264A						

* See Supersession Chart
R.H.D. ... Right hand drive

† Suitable replacement after 1956

N.A.D.A. ... North American Dollar Area

L.H.D. ... Left hand drive

continued

Note. Before ordering Steering Column Controls refer to the detailed parts section (P)



ROVER '80' and '100' 1960—continued

Unit	Year	Part No.	Unit	Year	Part No.	Unit	Year	Part No.
Warning lights			Windshield wipers—cont'd			Laycock de Normanville overdrive equipment (optional) —continued		
Choke	1960	*38083B	Outer casing			Relay	1960	33174B
Flasher	1960	*38092A	Motor to wheelbox ..	1960	745290	Switches		
Ignition	1960	*38091A	Wheelbox to wheelbox	1960	740779	Control	1960	31623B
Main beam	1960	*38069A	End tube	1960	740746	Gearbox	1960	*31077E
Oil	1960	*38082A	Arm	1960	741450	Isolator	1960	*31077E
			Blade	1960	738734	Kick-down	1960	31806B
			" Later	1960	54711614	Solenoid, transmission gear	1960	76515A
Windshield wipers			Laycock de Normanville overdrive equipment (optional)			Throttle	1960	31504D
Motor	1960	75325A	Fuse box	1960	*37131A			
Wheelbox	1960	72675B						
Crosshead and rack assy. Cut to 44 3/8"	1960	*744251						

ROVER 3 litre 1959-60

Ammeter	1959-60	36244B	LAMPS—continued			SWITCHES—continued		
Battery	1959-60	BT9A	Head, Export			Reverse lamp	1959-60	31807A
Bulb holder, panel light			R.H.D., dip left	1959-60	58142B/D	Solenoid, starting motor	1959-60	*76465A
Clock illumination	1959-60	39010A	L.H.D., dip right	1959-60	58344A	Stop lamp	1959	*31884A
Bulb	—	987	Head, Export Europe			"	1960	31882A
Bulb holder, panel light (4 off)	1959-60	*54940878	(except France & Sweden)	1959-60	58341A	Windshield wiper	1959-60	31757A
Bulb	—	281	Head, Export France	1959-60	58342A	Terminal block (2-way)	1959-60	54944091
Coil, ignition	1959-60	45102B	Head, Export Sweden	1960	58589A	" (6-way)	1959-60	54944092
Control box	1959-60	*37279A	Head, Export N.A.D.A.	1959-60	58343A	Warning lights		
" Later	1960	37304A	ditto Later	1960	*58476A/B	Choke	1959-60	38174A
Distributor			Number plate and reverse	1959-60	53719A	Flasher	1959-60	38175A
8.75 compression	1959-60	*40613B	Side	1959-60	52400E	Ignition	1959-60	38172A
7.5 "	1959-60	*40459B	Stop tail and flasher	1959-60	53711A/H	Main beam	1959-60	38176A
Flasher unit	1959-60	35020A	ditto (N.A.D.A.)	1959-60	53815A/E	Oil	1959-60	38173A
Fuse box	1959-60	033283	Screenjet	1960	077026	Windshield wipers		
" Later	1960	*54038007	Nozzle	—	54711672	Motor	1959-60	75356D
" (Overdrive)	1959-60	033287	Sleeve, Lucar connector			Wheelbox	1959-60	*72703A
Generator	1959	*22529A	14 amp.	1959-60	54190042	Crosshead and rack assy. Cut to 49 3/8"	1959-60	744257
"	1960	22530A	35 amp.	1959-60	54190043	Outer casing		
Horn			Starting motor	1959	25533D	Motor to wheelbox	1959	54710610
Low note	1959-60	69046F	"	1960	26164B	"	1960	54711301B
High note	1959-60	69047F	Steering column control	1959-60	33523A/B	Wheelbox to wheelbox	1959-60	54710612
Horn gauze and rubber			Slip ring (serviced by Rover)	1959-60	38267A	End tube	1959-60	740746
Low note	1959-60	707083	Suppressor (distributor)	1959-60	78114A	Ferrule, casing retaining	1959-60	740715
High note	1959-60	707083	" (generator)	1959-60	*78112B	Arm	1959-60	54710542
Horn relay	1959-60	33188A	" (coil)	1959-60	*78110A	Blade	1959	*737907
						"	1960	54711281
LAMPS			SWITCHES			Laycock de Normanville overdrive equipment		
Boot	1959-60	*53720B	Dipper	1959-60	31800A	Relay	1959-60	33199B
Driving (optional)	1959-60	55132B	Door light	1959-60	31804A	Switches		
Flasher, front			Flasher	1959-60	31803A	Isolator	1959-60	*31077E
Left hand	1959-60	52411B	Foglamp (when fitted)	1959	*31729E	Kick-down	1959-60	31806A
Right hand	1959-60	52410B	"	1960	31727E	Overdrive	1959-60	31727E
Left hand (N.A.D.A.)	1959-60	52458A	Headlamp	1959-60	31727E	Rotary	1959-60	31679A
Right hand	1959-60	52457A	Ignition or starting	1959-60	31799A	Solenoid, transmission gear	1959-60	76515A
Fog (optional)	1959-60	55128B	Lighting (auxiliary)	1959-60	78333A			
Head, Home			Panel	1959-60	78333A			
R.H.D., dip left	1959-60	58142B/D	Petrol/Oil level	1959-60	31702A			

ROVER 'Landrover' 1948-60: Station Wagon 1948-51

Ammeter	1948-50	*36459S	Generator—continued			LAMPS, Head, Export		
"	1951-54	*36114B	Diesel	1958-60	*22483D	L.H.D., dip right	1951	*A50799D
"	1955-60	36159B/D	" Later	1960	22489D	"	1951-52	*50528M
Battery (Petrol)	1948-56	GT9A	Horn	1948-55	*069399	"	1953	*51247A
"	1957-58	FT9A	"	1958-60	69046F	" Later	1953	*51380A
"	1959-60	BT9A	Horn push	1957	*76228A	"	1954-56	*51247A
" (Diesel)	1958-60	MT19E	"	1958-60	76205B	"	1957-60	*51781A/E
Coil, ignition	1948-55	*45012B	Inspection lamp sockets	1948-57	301187	Head, Export Europe (not France)	1951	*B50799D
"	1956-60	*45054E/K	"	1958-60	39517B	ditto Later	1951-52	*50961A
Control box			Junction box	1948-54	78266A	ditto	1953	*51392A
Petrol	1948-50	*37098B				ditto Later	1954-56	*51392A
"	1951-52	37065E	LAMPS			ditto	1957-59	*51782A/D
" Later	1952-55	*37138B/D	Flasher, front	1960	52438B	Head, Export France	1951	58286A/B
"	1956-59	37182A/H	Flasher, rear	1960	53806D	ditto	1951-52	*50808D
" Later	1959-60	37182J	Head, Home			" Later	1951-52	*50978A
"	1960	37182K	Vertical dip			"	1953	*51393A
Diesel	1958-60	*37189J	(L.H. and R.H.)	1948-50	50124B	"	1954-56	*51240A
" Later	1960	37297A	Dip left (L.H.)	1951	*50799D	"	1957-58	*51783A/B
"	1960	37297A	Non-dip (R.H.)	1951	*50579K	"	1959-60	58287A/B
Distributor	1948-51	*40154B/D	Dip left (L.H. and R.H.)	1951-52	*50959A	Head, Export N.A.D.A.	1951-52	*50807B
"	1952-53	*40230E	ditto	1952	*50992A	ditto	1953-56	*51394A
" Later	1953-55	*40330A/E	ditto	1952	*50999A	ditto Later	1957-60	*51984A/B
"	1956-59	40504A	ditto	1953	*51246A	ditto	1960	*58474A/B
" (2 litre)	1959	40504B/D	ditto	1953	*51378A	Head, Export Sweden	1959-60	58459A/B
" (2 1/2 litre)	1959-60	40609B/E	ditto	1954-56	*51246A	Number plate illumination (N.A.D.A.)	1951	53093E
Flasher unit	1954-56	*35003A	ditto	1957-60	*51780B/E	ditto	1952-59	53101E/J
"	1957-60	35010A	Head, Export			ditto	1960	53876A
"	1949-50	*38517S	R.H.D., dip left	1951	*50799D			
Fuse box	1951-60	*37131A	" Later	1951-52	*50959A			
"	1951-60	*37131A	"	1952	*50992A			
Generator			"	1953	*51246A			
Petrol	1948-49	*22255A/H	"	1953	*51378A			
"	1950-52	*22250F	" Later	1954-56	*51246A			
"	1952-56	22258D	"	1957-60	*51780B/E			
" Later	1956-60	22258E/H	"					

* See Supersession Chart † Special equipment N.A.D.A. .. North American Dollar Area L.H. .. Left hand R.H. .. Right hand
L.H.D. .. Left hand drive R.H.D. .. Right hand drive

Note. Before ordering Steering Column Controls refer to the detailed parts section (P)



ROVER 'Landrover' 1948-60: Station Wagon 1948-51—continued

Unit	Year	Part No.	Unit	Year	Part No.	Unit	Year	Part No.
LAMPS—continued			SWITCHES—continued			Windshield wipers		
Side	1948-51	52047A	Ignition and lighting ..	1948-53	34055A	Motor (Station Wagon)	1948-50	*75067K
" (Station Wagon) ..	1949-50	*52142D	ditto	1954-60	*31424A	"	1951	*75067L
"	1951-59	52139B/F	ditto (N.A.D.A.) ..	1954-60	31421A	" ('Landrover') ..	1948-53	75096A
"	1960	52437D	Knob	1954-60	*316436	"	1954-56	75197A/B
" (U.S.A.)	1951	52160A	Panel	1948-54	*31199A	"	1957-58	75113E
" ('Tickford' only) ..	1951	*52162A	Knob	—	315069	"	1959-60	*75334A
Side flasher	1954	53210A	Reverse lamp	1951-54	*31077A	Wheelbox (Station Wagon) ..	1948-51	72592A/K
" (N.A.D.A.) ..	1955-57	52240B	Starting motor	1948-53	*76401E	Crosshead and rack assy. (Station Wagon) ..	1948-51	738764
Stop tail (N.A.D.A.) ..	1951-54	53178D	Knob	—	764505	Outer casing	—	—
"	1955-56	53405E	Starting Motor	1954	76438A	Motor to wheelbox (Station Wagon) ..	1948-51	739833
"	1957	53608A/B	Adaptor plate	—	—	Wheelbox to wheelbox (Station Wagon) ..	1948-51	*739962
"	1960	53783E	Starting motor	1955-60	*076033	End tube (Station Wagon) ..	1948-51	740031
Stop tail and number plate 'Landrover'	1948-50	*53072B	Stop lamp	1948-59	31281B	Grommet, wheelbox (Station Wagon) ..	1948-51	729423
Station Wagon	1949	*53027B	Spring (when fitted) ..	—	315726	Arm (Station Wagon) ..	1948-51	*737573
Except N.A.D.A.	1951-54	*53072C	Stop lamp	1960	31082J	"	1948-56	*735061
"	1955-56	*53393F	Trafficator control arm	1949-51	*31078A	"	1957-58	735064
"	1957	53574A/B	ditto Later	1951-58	31379A	"	1959-60	735054
G.P.O.	1954-56	53295A/B	ditto (G.P.O.)	1957-60	031296	"	1948-51	727759
"	1957-60	53304B/D	Trafficators	1948-53	*053830	"	1948-51	727759
Mirror	1948-52	*62521D	"	1954	54052A	"	1948-51	727759
" Later	1952-60	62054A	Trailer plug and lead (3-pin, when fitted) ..	1955-60	†54050A	"	1948-51	727759
Reflex reflector (G.P.O.)	1955-58	57047D	"	1954-56	82011A	Blade (Station Wagon)	1948-51	727759
" (alternative)	1956-58	57079A	Trailer socket and lead (3-pin, when fitted) ..	1957	82033A	"	1948-56	727803
Starting motor (Petrol) ..	1948	25514A	Trailer plug and lead (4-pin, when fitted) ..	1954-57	809069	Socket	1957-60	305514
"	1949-54	25514B/E	"	1958-60	82047A	A.C. charging system (alternative equipment, special orders) ..	—	—
"	1955-60	25533B/D	Trailer socket and lead (4-pin, when fitted) ..	1958-60	82046A	Alternator	1960	23500A
" (Diesel) ..	1958	26147A/E	Flasher plug and lead (when fitted)	1958-60	82045A	Ammeter (serviced by C.A.V.)	1960	5539/233E
" Later	1958-60	26147F/H	Dummy socket (when fitted)	1958-60	809121	Control box	1960	37296A
"	1960	26147J	Warning lights	—	—	Relay	1960	33174A/B
Steering column control ..	1948-56	*32785E/J	Choke	1948-51	38043A	Cover	—	340786
SWITCHES			Flasher	1952-60	*38086A/B	Conversion pack for Perkins P4 Diesel for Yugoslavia 1948-53 ..	—	—
Battery master (G.P.O.)	1956-60	76600D	"	1955-60	38125A	Control box	1948-53	37183A
Choke warning light ..	1948-55	*31109B	Ignition	1948-50	38046A	Fuse box	1948-53	37132D
"	1956-60	31540A	"	1951	38059A	Fuse box, heater (serviced by C.A.V.) ..	1948-53	1800020
Dipper	1956	31438A	" ('Tickford') ..	1951	38052B	Generator	1948-53	22519A
" (Petrol, L.H.D.)	1957-60	*31372A	"	1952-60	*38084A/B	Starting motor (serviced by C.A.V.)	1948-53	B5512K/L 193
" Later	1960	31800A	Main beam	1949-50	38052B	Switches	—	—
Flasher (when fitted) ..	1955-60	31509A/B	"	1951-53	38058A	Heater (serviced by C.A.V.)	1948-53	1823420
Knob	—	312619	Oil	1951	38059A	C.A.V.)	1948-53	1823420
Foglamp	1951	31316A	"	1952	38018B	Starting motor (serviced by C.A.V.)	1948-53	1823410
Knob	—	316370	Trafficator	1953-60	*38085A/B	—	—	—
Foglamp	1952-54	31201B	"	1949-50	38052B	—	—	—
Knob	—	314026	" (G.P.O.) ..	1951-54	38059A	—	—	—
Heater or fan	1951-53	*78212A	"	1955-56	38125A	—	—	—
Knob	—	768473	—	—	—	—	—	—
Heater plug (Diesel) ..	1958-59	*31629F/J	—	—	—	—	—	—
" rheostat ..	1960	*78377A	—	—	—	—	—	—

§ FUEL INJECTION EQUIPMENT

Unit	Year	Part No.	Unit	Year	Part No.
Fuel pump	1958	DPA3240091	Filter	1958-59	F4-2
"	1959	DPA3240095	" (when fitted)	1959	F2-9
"	1960	DPA3240097	"	1960	F4B2
Nozzle holder	1958-60	BKB40S5008D	" (when fitted)	1960	F2B9
Nozzle	1958-60	BDNOSP6209	—	—	—

SCOTT ELECTRIC Battery Vehicle 1951-55

Horn	1951-55	*069213	Mirror	1951-55	062562	SWITCH	—	—
Horn push	1951-55	76205A	—	—	—	Lighting	1951-55	31291A

SIMCA 'ARONDE' De Luxe 1959

Battery (suitable replacement) ..	1959	FRLTZ9A	Warning light (main beam)	1959	38145A	Windshield wipers—cont'd	—	—
LAMPS	—	—	Windshield wipers	1959	75295D	Arm, left hand	1959	745643
Head, Export U.S.A. ..	1959	51928B/D	Motor	1959	72681A	right hand	1959	745644
Rear flasher (U.S.A.) ..	1959	53677A	Wheelbox	1959	743221	Blade	1959	*737907
Side and flasher (U.S.A.)	1959	52338A	Crosshead and rack assy. Cut to 32 3/8"	1959	743221	Overdrive equipment	—	—
Tail (U.S.A.)	1959	53678A	Outer casing	—	—	Switches	—	—
Reflex reflector	1959	574749	Motor to wheelbox ..	1959	744007	Kick-down	1959	31632B
—	—	—	Wheelbox to wheelbox	1959	744006	Master	1959	31201D
—	—	—	End tube	1959	740746	Solenoid	1959	*76507A

SIMCA 'ARONDE' 'Chatelaine' Station Wagon 1959

Battery (suitable replacement) ..	1959	FRLTZ9A	LAMPS—continued	—	—	LAMPS—continued	—	—
LAMPS	—	—	Rear flasher (U.S.A.) ..	1959	53677A	Tail (U.S.A.)	1959	53678A
Head, Export U.S.A. ..	1959	58250A	Side and flasher (U.S.A.)	1959	52338A	Reflex reflector	1959	574749
—	—	—	—	—	—	Warning light (main beam)	1959	38145A

* See Supersession Chart † G.P.O. only after 1958 § Serviced by C.A.V. Ltd. N.A.D.A. .. North American Dollar Area L.H.D. .. Left hand drive

Note. Before ordering Steering Column Controls refer to the detailed parts section (P)



SIMCA 'ARONDE' 'Oceane' and 'Plein Ciel' 1959

Unit	Year	Part No.	Unit	Year	Part No.	Unit	Year	Part No.
Battery (suitable replacement)	1959	FRLTZ9A	Windshield wipers—cont'd			Windshield wipers—cont'd		
Windshield wipers			Crosshead and rack assy.	1959	743235	Arm, left hand	1959	744140
Motor	1959	75295D	Cut to 41 3/8"	1959		" right hand	1959	*744139
Wheelbox	1959	72692A	Outer casing	1959	744529	Blade	1959	*737907
			Motor to wheelbox ..	1959	744528	Circuit breaker	1959	78316A
			Wheelbox to wheelbox	1959	740746			
			End tube	1959				

SIMCA 'ARONDE' 'Elisée', 'Etoile' and 'Montlhery' 1960

Unit	Year	Part No.	Unit	Year	Part No.	Unit	Year	Part No.
Coil, ignition	1960	*45113D	LAMPS			Windshield wipers—cont'd		
Control box	1960	37290D/E	Head, R.H.D., dip left ..	1960	54052111	Wheelbox	1960	72743A
Distributor	1960	40717A	Side and flasher	1960	52338A	Crosshead and rack assy.		
Flasher unit	1960	35020A				Cut to 47 3/8"	1960	743238
Fuse box	1960	033283	SWITCHES			Outer casing		
Generator	1960	22700D	Ignition and starting ..	1960	34258A	Motor to wheelbox ..	1960	54712198
" (alternative) ..	1960	*22704A	Stop lamp	1960	34270A	Wheelbox to wheelbox	1960	54712199
			Windshield wipers			End tube	1960	740746
			Motor	1960	75400A	Grommet, wheelbox ..	1960	740811

SIMCA 'VEDETTE' 'Beaulieu' and 'Chambord' 1959

Unit	Year	Part No.	Unit	Year	Part No.	Unit	Year	Part No.
Battery (suitable replacement)	1959	FRLTZ9A	LAMPS—continued			Overdrive equipment		
LAMPS			Stop or flasher	1959	53686D	(France only)—continued		
Head, Export U.S.A. ..	1959	58250A	Tail	1959	53679A	Switches		
Side and flasher (U.S.A.)	1959	52338A				Centrifugal	1959	31831A
			Overdrive equipment			Gearbox	1959	*31077E
			(France only)			Kick-down	1959	*31632B
			Relay	1959	33205A	Solenoid	1959	*76517A
						Vacuum	1959	31832A

SINGER 9 h.p. Roadster 1946-51

Unit	Year	Part No.	Unit	Year	Part No.	Unit	Year	Part No.
Ammeter	1946	*364493	LAMPS, Head, Home			Steering column control ..	1946-49	*323870
"	1947-51	*36055F	—continued			" " " "	1950	32835A/F
Battery	1946-49	SLG11A	R.H.D., non-dip (R.H.)	1947-49	*50491A	" " " "	1951	32831A/F
"	1950-51	GT7A	(horseshoe lens)	1950-51	*50869D	Switches		
Bulb holder, panel light ..	1950-51	39015A	" dip left (L.H.)	1950-51	*50870D	Dipper	1946-50	31284A
Coil, ignition	1946-51	*45020A	" non-dip (R.H.)	1950-51	*50985A	"	1951	31260A
Control box	1946	*37031A	" dip left (L.H.)	1951	*50985A	"	1946-49	34003B
"	1947-49	37057E	" and R.H.) Later	1951	*50985A	"	1950-51	*34006B
"	1950-51	37065E	Head, Export			Ignition and lighting ..	1946-51	*314124
"	1951	*37138A/B	Vertical dip (L.H.) ..	1947-49	*50458A	"	1946-49	76428A
"	Later		" (R.H.) ..	1947-49	*50459A	Panel	1950-51	76423A
Distributor	1946	*405543	R.H.D., dip left ..	1950-51	*50869D	Starting motor	1946-49	76428A
"	Later	*409641	"	1951	*50985A	"	1950-51	764428
"	1951	40192A/D	L.H.D., dip right ..	1950-51	*A50869D	Coupling	1946-51	31281B
Fuse box	1951	033239	"	1951	50877B	Stop lamp	1946-51	315543
Generator	1946-49	22449A	Head, Export Europe			Spring	—	—
"	1950-51	*22250F	(not France) ..	1950-51	*B50869A	Trafficators	1946-47	*539731
"	1951	22258D	ditto .. Later	1951	50986A	"	1948-49	*54018D
"	Later		Head, Export France ..	1950-51	*50876B	"	1950-51	*54039A
Horn	1946-51	*069213	" .. Later	1951	50987A	Warning light (ignition) ..	1946-49	*318534
LAMPS			Head, Export U.S.A.,	1950-51	50877B	" " " "	1950-51	*38013B
Head, Home			Number plate illumination			Windshield wipers		
R.H.D., dip left (L.H.)	1946	*50103A	(U.S.A.)	1951	53093E	Motor	1946-50	*75120A
" non-dip (R.H.)	1946	*50102A	Side	1946	*52044A	"	1951	*733147
" dip left (L.H.)	1947-49	*50596A	"	1947-49	*52067A	"	1951	732693
" (diamond lens)	1947-49	*50490A	"	1950-51	52156A	Coupling bar	1946-51	731721
" non-dip (R.H.)	1947-49	*50490A	Stop tail and number plate	1946-51	*53060A	Bearing, passenger side	1946-51	735119
" (diamond lens)	1947-49	*50595A	Start (U.S.A.) ..	1951	53178D	Arm, left hand	1946-51	735118
" dip left (L.H.)	1947-49		Starting motor	1946-48	*250231	" right hand	1946-51	727707
" (horseshoe lens)	1947-49		"	1948-49	25017A	Blade	1946-51	
			"	1950-51	25022A/L			

SINGER 10 h.p. 1946-49

Unit	Year	Part No.	Unit	Year	Part No.	Unit	Year	Part No.
Ammeter	1946-49	*36017A	LAMPS, Head, Home			Trafficators	1946-47	*539731
Battery	1946-49	SC9A	—continued			"	1948-49	*54018D
Coil, ignition	1946-49	*45020A	R.H.D., non-dip (R.H.)	1947-49	*50491A	Warning light (ignition) ..	1946-49	*38013B
Control box	1946	*37031A	(horseshoe lens)	1947-49		Windshield wipers		
"	1947-49	37057E	Head, Export			Motor	1946-49	*75066A
Distributor	1946	*405543	Vertical dip (L.H.) ..	1947-49	*50458A	Clutch housing	1946-49	735691
"	Later	*409641	" (R.H.) ..	1947-49	*50459A	Bracket, with shaft and		
Generator	1946-49	22449A	Side	1946-47	*52044A	coupling	1946-49	734453
Horn	1946-49	069344	"	1946-47	*52067A	Shaft, short	1946-49	737243
LAMPS			"	1948-49	*52067A	Coupling	1946-49	729036/J
Head, Home			Stop tail and number plate	1946-49	*53029A	Link, primary	1946-49	735448
R.H.D., dip left (L.H.)	1946	*50103A	Starting motor	1946-47	*520231	" secondary	1946-49	733817
" non-dip (R.H.)	1946	*50102A	"	1948-49	25017A	Grommet, housing	1946-49	733874
" dip left (L.H.)	1947-49	*50596A	Steering column control			" scuttle	1946-49	729378
" (diamond lens)	1947-49	*50490A	(Super)	1946-49	*323871	Arm	1946-49	*735050
" non-dip (R.H.)	1947-49	*50490A	SWITCHES			Blade	1946-49	727707
" (diamond lens)	1947-49	*50595A	Dipper	1946-49	31284A			
" dip left (L.H.)	1947-49		Ignition and lighting ..	1946-49	*34006B			
" (horseshoe lens)	1947-49		Panel	1946-49	*314124			
			Starting motor	1946-49	76428A			

* See Supersession Chart † No longer available—refer to Wiper Conversion Set Section L.H. .. Left hand R.H. .. Right hand
L.H.D. .. Left hand drive R.H.D. .. Right hand drive



SINGER 12 h.p. 1946-49

Unit	Year	Part No.	Unit	Year	Part No.	Unit	Year	Part No.
Ammeter	1946-49	*36017A	LAMPS, Head, Home			Trafficators	1946-49	*54018D
Battery	1946-49	SG9A	— <i>continued</i>			Warning light (ignition) ..	1946-49	*38013B
Coil, ignition	1946-49	*45020A	R.H.D., dip left (L.H.)	1947-49	*50595A	Windshield wipers		
Control box	1946	*37032A	non-dip (R.H.)			Motor	1946-49	†75066A
"	1947-49	37065E	" (horseshoe lens)	1947-49	*50491A	Clutch housing	1946-49	737357
Distributor	1946-49	40062A/E	non-dip (R.H.)	1947-49	*50491A	Bracket, with shaft and		
Generator	1946-49	*238311	" (horseshoe lens)	1947-49	*52071A	coupling	1946-49	*735446
Horn			Number plate illumination	1947-49	*52071A	Shaft, short	1946-49	737243
Low note	1946-49	*69021A	Side	1947-49	*250231	Coupling	1946-49	729036/S
High note	1946-49	*69022A	Starting motor	1946-49	25017A	Link	1946-49	737312
LAMPS			Steering column control ..	1946-49	32737F	Grommet, housing	1946-49	733874
Head, Home			SWITCHES			" scuttle	1946-49	729378
R.H.D., dip left (L.H.)	1947-49	*50596A	Dipper	1946-49	31284A	Arm	1946-49	*735050
" non-dip (R.H.)			Ignition and lighting ..	1946-49	*34006B	Blade	1946-49	727707
" (diamond lens)			Panel	1946-49	*314124			
" non-dip (R.H.)	1947-49	*50490A	Starting motor	1946-49	76428A			
" (diamond lens)								

SINGER 1,200 c.c. 4AC and 1,500 c.c. 4AD 1952-55

Unit	Year	Part No.	Unit	Year	Part No.	Unit	Year	Part No.
Ammeter	1952-53	*36055F	LAMPS— <i>continued</i>			SWITCHES— <i>continued</i>		
" Later	1953-55	*36167A	Head, Export			Ignition and lighting ..	1952-55	*34006B
Battery	1952-55	GT7A	R.H.D., dip left	1952-53	*50985A	Panel	1952-55	*314124
Coil, ignition	1952-55	*45020A	L.H.D., dip right	1952-54	50988A	Starting motor	1952-55	76423A
Control box	1952-55	*37138A/D	" Later	1955	50877B	Coupling	—	764428
Distributor	1952-53	*40167F/H	Head, Export Europe			Stop lamp	1952-55	31281B
"	1953-55	*40363A	(not France)	1952-53	50986A	Spring	—	315543
" (twin carburetter)	1953-54	40356A	ditto Later	1953-55	*50990A	Trafficator	1952-55	*31359A
Fuse box	1952-55	033239	Head, Export France ..	1952-54	50987A	Trafficators	1952-53	*54039A
Generator	1952-55	22258D	"	1955	50991A	" Later	1953-55	54044A/D
Horn	1952-55	*069213	" Later	1955	51651A	Warning lights		
Horn push	1952	76216A	Number plate illumination	1952-55	53101E	Ignition	1952-55	*38013B
"	1955	76216A	Side	1952-55	*52044A	Main beam	1952-55	38058A
LAMPS			Stop tail	1952-55	53178D/E	Windshield wipers		
Head, Home			Reflex reflector	1955	*57035A	Motor	1952-54	*733147
R.H.D., dip left ..	1952-53	*50985A	Starting motor	1952-55	25022A/L	"	1955	*75277A
" Later	1953-55	50988A	Steering column control ..	1953-55	32864A/D	Coupling bar	1952-54	732693
			Suppressor	1955	78114A	Bearing, passenger side	1952-54	731721
			SWITCHES			Arm, left hand	1952-55	735119
			Dipper	1952-54	31260A	" right hand	1952-55	735118
			" Later	1954-55	31284A	Blade	1952-55	727707

SINGER 'SM1500' 1949-54

Unit	Year	Part No.	Unit	Year	Part No.	Unit	Year	Part No.
Ammeter	1949-53	36077D	LAMPS, Head, Export			SWITCHES— <i>continued</i>		
" Later	1953-54	*36169A	— <i>continued</i>			Panel	1949-54	31154A
Battery	1949-54	GT9A	L.H.D., dip right	1949	A 50793B	Knob	—	316483
Bulb holder, panel light ..	1949-54	39015A	ditto (from Chassis 301)	1949-51	*A50445K	Reverse lamp	1949-54	*31077A
Coil, ignition	1949-54	45020A	ditto Later	1951-52	*50804D	Solenoid, starting motor	1949-54	*76411D
Control box	1949-51	37065E	ditto	1953-54	*51337A	Solenoid operating ..	1949-54	31153A
"	1951-54	*37138A/B	Head, Export Europe			Knob	—	317331
" Later	1949	*40167A	(not France)	1949	*B50793B	Windshield wiper ..	1949-54	31154A
Distributor	1949-51	*40167B/E	ditto (from Chassis 301)	1949-51	*B50445K	Knob	—	316484
"	1949-51	*40167F/H	ditto Later	1951-52	*50963A	Terminal block	1949-51	304812
"	1952-53	*40167F/H	ditto	1953-54	51339A	Trafficators	1949	*54018D
"	1953-54	*40363A	Head, Export France ..	1949-51	*50790E	"	1950-53	*54039A
Fuse box	1951-54	033239	" Later	1953-54	*50962A	" Later	1953-54	54044A/D
Generator	1949-51	*22250E/F	"	1953-54	*51341A	Warning lights		
" Later	1951-54	22258D	Head, Export U.S.A. ..	1949-52	*50804D	Ignition	1949-53	38047A
Horn			"	1953-54	51343A	" Later	1953-54	38049A
Low note	1949-54	*69011F	Number plate illumination	1949-54	53097E	Main beam	1953	38049A
High note	1949-54	*69012F	Side	1949	52139B	" Later	1953-54	*38087A
LAMPS			"	1950	*52152B	Side lamp	1949-54	39015A
Head, Home			Stop tail	1951-54	52139B	Windshield wipers		
R.H.D., dip left (L.H.)	1949-50	*50793B	" Later	1949-50	53131B	Motor	1949	*75062J
" non-dip (R.H.)	1949-50	*50362F	Starting motor	1950-54	53178D	" Later	1949	*75092B
" dip left (L.H.)			Steering column control ..	1949-54	25022A/L	"	1950	*75064J
" (from Chassis 301)	1949-51	*50445K	Suppressor	1949-54	32795A/M	"	1951-52	*75064K
" non-dip (R.H.)	1949-51	*50446K	"	1954	78114A	"	1953-54	75145A
" (from Chassis 301)	1949-51	*50445K	SWITCHES			"	1949-54	72592A/K
" dip left (L.H.)	1949-51	*50446K	Dipper	1949-54	31284A	Wheelbox		
" and R.H.) Later	1951-52	*50954A	Heater or fan	1949-50	*78258A	Crosshead and rack assy.		
ditto	1953-54	51336A	Knob	—	768378	Cut to 5 1/2"	1949-54	738499
Head, Export			Heater or fan	1951	*78273A	Outer casing		
R.H.D., dip left	1949-50	*50793B	Heater	1952-54	31248A	Motor to wheelbox ..	1949-54	*739907
ditto (from Chassis 301)	1949-51	*50445K	Knob	—	316381	Wheelbox to wheelbox	1949-54	*739960
ditto	1951-52	*50954A	Ignition	1949-54	31216B	End tube	1949-54	740031
ditto	1953-54	51336A	Lighting	1949-54	31198A	Grommet, wheelbox ..	1949-54	734181
			Knob	—	*315241	Arm	1949-54	736423
						Blade	1949-54	736412

SINGER 'Hunter' 1955-56: 'S' Model 1956

Unit	Year	Part No.	Unit	Year	Part No.	Unit	Year	Part No.
Ammeter ('Hunter') ..	1956	*36221A	Coil, ignition— <i>continued</i>			Distributor		
" ('S')	1956	*36169A	Twin carburetter	1955	*45012B	Single carburetter ..	1955-56	*40167H
Battery	1955-56	GT9A	" Later	1955-56	*45054A	Twin carburetter ..	1955-56	*40363A
Coil, ignition	1955	*45020A	Control box ('Hunter') ..	1955	*37138D	Flasher unit	1955-56	*35003A
Single carburetter ..	1955-56	*45053A	" Later	1955-56	37182A/H	Fuse box	1955-56	033239
"	1956	*45020A	" ('S')	1956	*37138D	Generator	1955	22258D
"						"	1956	22258E

* See Supersession Chart
L.H.D. . . . Left hand drive

† No longer available—refer to Wiper Conversion Set Section
R.H.D. . . . Right hand drive

L.H. . . Left hand R.H. . . Right hand

continued

Note. Before ordering Steering Column Controls refer to the detailed parts section (P)



SINGER 'Hunter' 1955-56: 'S' Model 1956—continued

Unit	Year	Part No.	Unit	Year	Part No.	Unit	Year	Part No.
Horn			LAMPS—continued			SWITCHES—continued		
Low note	1955	*69011J	Stop tail and flasher ..	1955	*53372A	Solenoid, starting motor	1955-56	*76411E
High note	1956	69046A	Reflex reflector " (S)"	1956	*53372A	Solenoid operating ..	1955-56	31253A
"	1955	*69012J	Knob	1955-56	*57035A/D	Knob	—	316399
"	1956	†69047A	fitted)	1955-56	33117A	Stop lamp	1955-56	31082B/E
Inspection lamp sockets ..	1955-56	301187	Relay, flasher	1955-56	*33116B	Windshield wiper	1955	31248B
LAMPS			Relay, horn (when fitted)	1955-56	25022A/L	ditto ("Hunter") ..	1956	*31581A
Flasher, rear ("Hunter") ..	1956	53359D	Starting motor	1955-56	32949A	ditto ("S")	1956	31248B
Fog ("Hunter")	1955-56	55160A	Steering column control ..	1955-56	32972A	Knob	1955-56	*316484
Head, Home			ditto	1956		Warning lights		
R.H.D., dip left	1955	51336A	SWITCHES			Flasher	1955	*38082A
"	1956	51736B	Dipper	1955-56	31284A	" ("S")	1956	38133A
Head, Export			Door light	1956	*31180A	Ignition	1955	*38075A
R.H.D., dip left	1955	51336A	Foglamp	1955-56	*31251A	Main beam	1955	*38127A
"	1956	51736B	Knob	1955	*316374	" ("Hunter")	1956	*38075A
L.H.D., dip right	1955	*51337B	"	1956	316153	" ("S")	1956	*38127A
"	1956	51737B	Heater	1955	31248B	Windshield wipers		
Head, Export Europe			"	1956	*31581A	Motor	1955-56	75145A
(not France)	1955	51339A	Knob	1955-56	316381	Wheelbox	1955-56	72592K
ditto	1956	51738B	Ignition	1955	31216B	Crosshead and rack assy.		
Head, Export France	1955	*51590A	" ("Hunter")	1956	*31575A	Cut to 5½"	1955-56	738499
"	1956	51886A	" ("S")	1956	31216B	Outer casing		
Head, Export U.S.A.	1955-56	51343A & B/E	Lighting	1955-56	*31251A	Motor to wheelbox ..	1955-56	*739907
Inspection	1955-56	060121	Knob	—	316398	Wheelbox to wheelbox	1955-56	*739979
Number plate illumination			Panel	1955	31248B	End tube	1955-56	740031
and reverse	1955	53097D	" ("Hunter")	1956	*31581A	Arm, left hand	1955-56	742143
ditto	1956	*53462A	" ("S")	1956	31248B	" right hand	1955-56	742142
Side and flasher	1955-56	*52236A	Knob	1955-56	316483	Blade	1955	*373682
Stop tail ("Hunter")	1956	53330D	Reverse lamp	1955-56	*31077E	"	1956	741543

SINGER 'Gazelle' Series I-III 1957-59

Ammeter	1957-59	*36228A	LAMPS—continued			SWITCHES—continued		
Battery	1957-58	GLTW7A	Number plate illumination	1957-59	53278B	Knob, choke control ..	1957-58	*313639
"	1959	BT7A	ditto (Estate Car)	1958-59	53630A	"	1959	54330747
" (cold climates) ..	1957-58	GT7A	Side and flasher	1957	*52333B	Warning lights		
"	1959	BT9A	"	1958-59	52403A/B	Flasher	1957-59	38157A/B
Coil, ignition	1957-59	*45053H/K	Stop tail and flasher			Ignition	1957-59	38156A
Control box	1957-59	37182H	Except N. America ..	1957-58	53540A/D	Windshield wipers		
Distributor	1957-58	40564D	"	Later	*53648A/F	Motor	1957-58	75296A/B
Low compression	1959	40492B	N. America	1957-58	53444D	"	1959	75296E
High compression Later	1958-59	40530A/B	"	Later	53753A/B	Wheelbox	1957-58	72673A
Flasher unit	1957-59	35011A	Starting motor	1957-59	25022A/L & M	"	1959	72709A
Fuse box	1957	033239	Steering column control ..	1957-59	32987A	Crosshead and rack assy.		
"	1958-59	033277	SWITCHES			Cut to 43½"	1957-59	743235
Generator	1957-59	22258E/H	Dipper	1957-59	31284A/D	Outer casing		
Horn			Flasher			Motor to wheelbox ..	1957-59	743517
Low note	1957-59	69046E/F	Left hand drive	1957	*31636A	Wheelbox to wheelbox	1957-59	743706
High note	1957-59	69047E/F	"	1958-59	31735A	End tube	1957-59	740746
Horn relay	1957-59	*33116B	Right hand drive	1957	*31636A	Ferrule, casing retaining	1957-59	740715
LAMPS			"	1958-59	31734A	Arm, left hand drive ..	1957	745072
Head, Home			U.S.A.	1958-59	*31653A	ditto	1957-59	741845
R.H.D., dip left	1957	51971B/H	"	1957	31736A	" right hand drive ..	1957	745071
"	1958-59	58182B/D	Ignition and starting ..	1958-59	31501B	ditto	1957-59	741844
Head, Export Europe			Lighting	1957-59	*31200E	Blade	1957	738724
(not France)	1957	51989B/F	Knob	1957-58	*313637	"	1958-59	737897
ditto	1958-59	51942A/B	Solenoid, starting motor	1957-59	54330740	Laycock de Normanville		
ditto	1959	58363A	Stop lamp	1957-59	31082E	overdrive equipment		
Head, Export France	1957	51990B/F	Cap	—	316072	(optional)		
"	1958-59	51796E	Windshield wiper	1957-59	*31261D	Relay	1958-59	33157B/D
"	1959	58364A	Knob	1957-58	*313638	Switches		
Head, Export U.S.A.	1957-59	51797B/E	"	1959	54330741	Interrupter	1958-59	31470A
						Solenoid, transmission		
						gear	1958	*76506B
						ditto	1958-59	76516A/B

SINGER 'Gazelle' Series IIIA 1959-60

Ammeter	1959-60	36257A/B	Horn			Starting motor	1959	25022M
Battery	1959-60	BT7A	Low note	1959-60	69092A	"	1960	25022N/Q
" (cold climates) ..	1959-60	BT9A	High note	1959-60	69091A	Steering column control ..	1959-60	32987A
Coil, ignition	1959-60	45102E	LAMPS			Contact plate	1959-60	331610
Control box	1959-60	37290D	Flasher, rear	1959-60	*53841A	SWITCHES		
" ("Easidrive")	1959-60	37305A/B	"	1959-60	53842A	Dipper	1959-60	31800A
"	1960	37323A	" (U.S.A.)			Cap, rubber	—	54331425
Distributor			Head, Home			Flasher, L.H.D.	1959-60	31735B
High compression	1959-60	40681A	R.H.D., dip left	1959-60	58550A	"	1959-60	31734B
"	1960	40681B	Head, Export Europe			Ignition and starting ..	1959-60	31971A
Low compression	1959-60	40682A	(except France & Sweden)	1959-60	58361A	Lighting	1959-60	31970A
"	1960	40682B	Head, Export France	1959-60	58362A	Knob	—	54330740
Flasher unit	1959-60	35011A	Head, Export Sweden	1960	58608A	Solenoid, starting motor	1959-60	76521A
Fuse box	1959-60	033283	Head, Export U.S.A.	1959-60	58491A	ditto throttle blipper		
Generator	1959-60	22700D	Number plate illumination	1959-60	53278B	" ("Easidrive") ..	1959-60	76528B
" (alternative)	1959-60	*22704A	Side and flasher	1959-60	52403B	ditto ditto Later	1960	31802B
" ("Easidrive")	1959-60	22532A	Stop tail	1959-60	*53840A	Stop lamp	1959-60	*31261D
"	1960	22532B/D	Reflex reflector	1959-60	57123A/B	Windshield wiper	1959-60	54330741
			Relay, horn	1959-60	33188A	Knob	—	
			Sleeve, Lucas connector					
			14 amp.	1959-60	54190042			
			35 amp.	1959-60	54190043			

* See Supersession Chart

† Optional on 'S' Model

L.H.D. .. Left hand drive

R.H.D. .. Right hand drive

continued



Equipment Specification

SINGER-SMITH'S DELIVERY VEHICLES

SINGER 'Gazelle' Series IIIA 1959-60—continued

Unit	Year	Part No.	Unit	Year	Part No.	Unit	Year	Part No.
Warning lights			Windshield wipers—cont'd			Windshield wipers—cont'd		
Flasher	1959-60	38191A	Wheelbox, left hand ..	1959-60	72735A	Blade	1959-60	54711282
Ignition	1959-60	38189A right hand ..	1959-60	72742A			
Main beam	1959-60	38190A	Crosshead and rack assy.			Laycock de Normanville		
Oil	1959-60	38192A	Cut to 44 $\frac{3}{8}$	1959-60	744256	overdrive equipment		
			Outer casing			(optional)		
Windshield wipers			Motor to wheelbox ..	1959-60	54711609	Relay	1959-60	33157A/D
Motor, left hand drive	1959-60	75389A	Wheelbox to wheelbox	1959-60	743706	Switch		
.. .. . right hand drive	1959-60	75388A	End tube	1959-60	740746	Interrupter	1959-60	31542A
			Arm, left hand drive ..	1959-60	54711535	Solenoid	1959-60	76522A
		 right hand drive ..	1959-60	54711534			

SMITH'S DELIVERY VEHICLES Standard Drive Model (Electric) 1953-55

LAMPS			LAMPS—continued			Windshield wipers—cont'd		
Dash	1953-55	56010A	Side	1953-55	*52142B/D	Crosshead and rack assy.	1953-55	736364
Flasher, front (special orders)	1955	53610A	Stop tail	1953-55	*53151H/J	Outer casing		
Flasher, rear (special orders)	1955	53504A				Motor to wheelbox ..	1953-55	*739832
Number plate illumination	1954-55	53374A	Windshield wipers			End tube	1953-55	740031
			Motor	1953-55	75179A	Arm	1953-55	*735050
			Wheelbox	1953-55	72619A/F	Blade	1953-55	737800

SMITH'S DELIVERY VEHICLES 14, 20 and 30 cwt. (Electric) 1956-58

Horn	1956-58	*069213	SWITCHES			Windshield wipers—cont'd		
Horn push	1956-58	76205A	Lighting	1956-58	34065A	Outer casing		
			Stop lamp	1956-58	31082D	Motor to wheelbox ..	1956-58	*739832
LAMPS						End tube	1956-58	740031
Flasher, front (special orders)	1956-58	53610A	Windshield wipers			Ferrule, casing retaining	1956-58	738410
Flasher, rear (special orders)	1956-58	53504A	Motor	1956-57	75179A	Arm	1956-57	*735050
Number plate illumination	1956-58	53374A Later	1957-58	75324A Later	1957-58	738929
Stop tail	1956-58	*53151H/J	Wheelbox	1956-58	72619A	Blade	1956-57	737800
			Crosshead and rack assy.	1956-58	736364 Later	1958-58	738930

SMITH'S DELIVERY VEHICLES 1 ton (Diesel) 1953-55

Battery	1953-55	MX9A/2	LAMPS—continued			SWITCHES		
LAMPS			Number plate illumination	1954-55	53374A	Panel	1954-55	31120B
Dash	1953-55	56010A	Side	1953-55	*52142B/D	Solenoid, starting motor	1954-55	*76411D
Flasher, front (special orders)	1955	53610A	Stop tail	1953-55	53178B/D	Windshield wipers		
Flasher, rear (special orders)	1955	53504A (insulated return)	1953-55	*53151H/J	Arm	1953-55	738929
			Reflex reflector	1955	57116A	Blade	1953-55	738930

SMITH'S DELIVERY VEHICLES 2 ton (Diesel) (CP80) 1953-55

Ammeter	1953-55	*36092A	LAMPS—continued			SWITCHES—continued		
Bulb holder, panel light ..	1953-55	39007A	Head	1953-55	51344A	Ignition and lighting ..	1953-55	31270A
Control box	1955	*37139E	Number plate illumination	1953	53101E	Knob (lighting)	1953-55	316285
Fuse box	1953-55	033239	Side	1954-55	53374A (ignition)	1953-55	316434
Generator	1955	*22456B (insulated return) ..	1953-54	52139B	Panel light	1953	*31276A
Horn	1953-55	*069399 (flasher)	1953-54	*52142B/D	1954-55	31120B
			Stop tail	1955	*52162B/D	Solenoid, starting motor	1954-55	*76411D
LAMPS		 (insulated return) ..	1953-54	53178B/D	Stop lamp	1953-55	31082D
Dash	1953-55	56010A	Reflex reflector	1953-55	*53151H/J	Warning light	1953-55	38059A
Flasher, front (special orders)	1955	53610A	Starting motor (serviced by C.A.V.)	1955	57116A	Windshield wipers		
Flasher, rear (special orders)	1955	53504A				Motor	1953-55	75129A
			SWITCHES			Arm	1953	*735049
			Horn push and dipper ..	1953-55	*31325A	1954-55	738929
						Blade	1953	727802
						1954-55	738930

§ FUEL INJECTION EQUIPMENT

(Perkins P4 Engine)

Unit	Year	Part No.	Unit	Year	Part No.
Fuel pump	1953-55	BPE4A60S310S6319	Venturi	1954-55	BEPK50-50-101
Governor	1953-55	BEPMZ80A100	Nozzle holder	1953	BKB35587
Feed pump	1953-55	BFPK22P68	1954-55	BKB325630
Primer	1953-55	BFPUE2-54Z	Nozzle	1953-55	BDL110S6133
Pre-filter	1953-55	BFJSJ1-501	Filter	1953-54	BFA5P1
Coupling	1953-55	BZKG31-538	1955	F2-8
Venturi	1953	BEPK50-50-77			

SMITH'S DELIVERY VEHICLES Mobile Shop (Electric) 1953-55

LAMPS			LAMPS—continued			LAMPS—continued		
Dash	1953-55	56010A	Flasher, rear (special orders)	1955	53504A	Stop tail and number plate	1953-55	*53063B
Flasher, front (special orders)	1955	53610A	Number plate illumination	1954-55	53374A	ditto (insulated return)	1953-55	*53151H/J
						Suppressor	1953-54	78122A

* See Supersession Chart

§ Serviced by C.A.V. Ltd.



Equipment Specification

SMITH'S DELIVERY VEHICLES—STANDARD

SMITH'S DELIVERY VEHICLES Mobile Shop (Petrol or Diesel) 1956-58

Unit	Year	Part No.	Unit	Year	Part No.	Unit	Year	Part No.
Battery (Petrol)	1956-58	GT11A	LAMPS—continued			SWITCHES—continued		
" (Diesel)	1956-58	STXT19E	Number plate illumination	1956-58	53093E	Solenoid operating		
Coil, ignition	1956-58	*45012B	Side	1956-58	52250A	(Diesel, serviced by		
Control box	1956-58	37183A	Stop tail	1956-58	53178E	C.A.V.)	1956-58	1823410
Distributor	1956-58	40360D	Width indication	1956-58	†52162D	Starting motor (Petrol)	1956-58	76423A
Fuse box	1956-58	033239	Reflex reflector	1956-58	57073B	Coupling	—	764428
Generator	1956-58	*23483A	Starting motor			Windshield wipers		
Horn	1956-58	*069213	Petrol	1956-58	26094A	Motor	1956-58	75289A
Low note (alternative) ..	1956-58	69046A	Diesel (serviced by			Wheelbox	1956-58	72660A
High note (optional) ..	1956-58	69047A	C.A.V.)	1956-58	1330930	Crosshead and rack assy.	1956-58	743722
LAMPS			ditto (alternative) ..	1956-58	1330670	Outer casing		
Flasher, front and rear ..	1956-58	53358D	Steering column control ..	1956-58	32937A/B	Motor to wheelbox		
Head, Home			SWITCHES			Left hand	1956-58	743708
R.H.D., dip left	1956-58	51336B/J	Dipper	1956-58	31284A	Right hand	1956-58	743709
Head, Export			Heater (Diesel, serviced			End tube	1956-58	740746
R.H.D., dip left	1956-58	51336B/J	by C.A.V.)	1956-58	1823420	Arm, left hand	1956-58	745081
L.H.D., dip right	1956-58	*51337E	Lighting and ignition or			" right hand	1956-58	745080
Head, Export Europe			main	1956-58	*31288A	Blade	1956-58	741680
(not France)	1956-58	51339B/H	Knob	—	316285			

Note. The above is a typical specification. Mobile Shops are also supplied in small quantities with specially ordered equipment

§ FUEL INJECTION EQUIPMENT (Perkins P6 Engine)

Unit	Year	Part No.	Unit	Year	Part No.
Fuel pump	1956	BPE6A60S310S6321	Primer	1957-58	HPI-1
"	1957	BPE6A60S310S6381	Pre-filter	1956-58	BFJS1-501
"	1958	BPE6A60U310S6381	Coupling	1956-58	BZK631-538
Governor	1956	BEPAMZ80A99	Venturi	1956-58	BEPK50-50-107
"	1957-58	BEPAMZ80A133	Nozzle holder	1956-58	BKB32S630
Feed pump	1956	BFPK22P68	Nozzle	1956-58	BDL110S6133
"	1957-58	BFPK22P70	Filter	1956-58	F2-8
Primer	1956	BFPUE2-54Z			

STANDARD 8 h.p. 1946-48

Battery	1946-48	SG9E	Starting motor	1946-48	*250405	Windshield wipers—cont'd		
Coil, ignition	1946-48	*45014A	Steering column control			Bracket, with shaft and		
Control box	1946	*37034A	Home	1946-48	*323430	coupling	1946-48	734476
"	Later	*37058A	Export	1946-48	*323440	Shaft, short	1946-48	737243
"	1948	37062E				Coupling	1946-48	729036/S
Distributor	1946-48	40053B/H	SWITCHES			Link, primary (Coupé		
Generator	1946-48	22008B	Dipper	1946-48	31284A	and Tourer)	1946-48	734463
Horn	1946-48	*70001D	" (Export)	1946-48	31001A	Link, secondary	1946-48	733817
LAMPS			Ignition and lighting ..	1946-48	*34009A	Driving shaft and crank		
Head, Home			Panel	1946-48	*31051A	(except Coupé and		
R.H.D., dip left (L.H.)	1946	50083B	Starting motor	1946-48	76428A	Tourer)	1946-48	*735628
" non-dip (R.H.)	1946	50082B	Stop lamp	1946-48	31281B	Bearing bracket (except		
" dip left (L.H.)	1947-48	50171D	Trafficators	1946-48	*539730	Coupé and Tourer) ..	1946-48	733826
" non-dip (R.H.)	1947-48	50170D	Warning light (ignition) ..	1946-48	*38012B	Grommet, housing ..	1946-48	733874
Head, Export			Windshield wipers			" scuttle (except		
Vertical dip (L.H.) ..	1946-48	50267D	Motor	1946-48	†75065A	Coupé and Tourer) ..	1946-48	729378
" (R.H.)	1946-48	50268D	Clutch housing	1946-48	737186	Arm	1946-48	*735048
Side	1946-48	*52091A				Blade	1946-48	727803
Stop tail	1946-48	*53029A				" (Coupé and		
Mirror	1946-48	*620701				Tourer)	1946-48	727801
" (Coupé and Tourer)	1946-48	*621306						

STANDARD 'Eight' and 'Ten' Saloons 1954-59

Battery	1954-57	GT7A	Horn	1954-56	*069399	LAMPS—continued		
"	1958-59	BT7A	" (low note)	1956-57	69046A/E	Head, Export France ..	1954	*51341A
Bulb holder, panel light ..	1959	554734	" (high note, optional)	1956-57	69047A/E	"	1955	51342A
Bulb	—	987	Horn push	1954-55	*069515	"	1956-57	51342B/D
Coil, ignition	1954-56	*45020B	" Family Eight'	1956	76224B	"	1958-59	*51341B/E
"	1957-59	*45053H/M	'Super Eight' and 'Ten'	1956	76229A	Head, Export Switzerland	1954-57	51535A
Control box	1954-55	*37138B/D	Family Models	1957	76224A	ditto	Later	51535D/F
"	1956-59	37182A/H	Other models	1957	76229A	Head, Export Norway and		
"	Later	37182J	Phase II models	1958	76229A	Sweden	1954-55	51536A
Distributor			Horn relay (when pair			ditto	Later	51536B
'Eight'	1954	*40395A	fitted)	1956-57	*33116B	Head, Export Poland ..	1958-59	58038A/B
"	1955-56	*40434A	LAMPS			Head, Export U.S.A. ..	1954-57	51509A/H
"	Later	40477A	Flasher, rear			"	1958-59	51343B/E
" (high comp.)	1958	40593B	Export Holland and			"	1954-59	51590E/F
"	1959	40593E	Belgium	1956-57	53504A	Number plate illumination		
" (low comp.)	1958	40477A	ditto	1958-59	52337A	'Eight'	1954-55	53320A/B
"	1959	40477B/D	N.A.D.A.	1958-59	53600A/D	Holland and Belgium ..	1956-59	53388A
'Ten'	1954-56	*40437A	Head, Home and Export			Side ('Eight')	1954-55	52139B
"	Later	40478A	R.H.D., dip left	1954-55	51336A	Side and flasher		
" (high comp.)	1958-59	40598B	"	1956-58	51336B/J	'Super Eight'	1955	52240A
" (alternative)	1959	40611B	"	1959	*58232A/B	All models	1956-57	52240B/D
" (low comp.)	1958	40478A	Head, Export			"	1958-59	52338A
"	Later	40620A	L.H.D., dip right	1954	*51337A	Stop tail		
"	1959	40620B	"	1955	*51337B	'Eight'	1954-55	53178F
"	Later	40620D	"	1956-59	*51337D/E	Holland and Belgium ..	1956-57	53178F
Flasher unit	1955	*35003A	"	1959	*51337F/K	"	1958-59	53564A/D
"	1956-59	35010A	Head, Export Europe			Stop and number plate		
Fuse box	1954	*37131A	(not France)	1954-55	51339A	'Super Eight'	1955	53426A
Generator	1954-55	22258D	ditto	1956-59	51339B/H	All models	1956-59	53426A
"	1956-59	22258E/H						

* See Supersession Chart † Specially fitted with green lens ‡ No longer available—refer to Wiper Conversion Set Section § Serviced by C.A.V. Ltd.
N.A.D.A. ... North American Dollar Area L.H. ... Left hand R.H. ... Right hand L.H.D. ... Left hand drive R.H.D. ... Right hand drive
Note. Before ordering Steering Column Controls refer to the detailed parts section (P)

continued



STANDARD 'Eight' and 'Ten' Saloons 1954-59—continued

Unit	Year	Part No.	Unit	Year	Part No.	Unit	Year	Part No.
LAMPS—continued			SWITCHES—continued			Windshield wipers—cont'd		
Tail and flasher (except Holland and Belgium) ..	1956-57	53178F	Solenoid, starting motor	1959	*76411E	Arm, left hand drive		
ditto ..	1958-59	53564A/D	Starting motor ..	1954-58	76423A	Chrome, right hand ..	1954-56	*737837
Reflex reflector ..	1954-59	57035A	Coupling ..	1954-58	764428	Black, right hand ..	1957-59	745385
.. Later	1959	57116A	Stop lamp ..	1954-59	31082B/H	..	1954-56	737830
Starting motor ..	1954-59	25022A/L	Trafficator ('Eight') ..	1954-55	31311A	..	1957-59	745383
.. Later	1959	25022M	Windshield wiper ..	1954	*31389A	Arm, right hand drive		
Steering column control (Phase III models) Later	1958	33512A/B	Knob ..	1955-59	*31419A	Chrome, left hand ..	1954-56	*737840
Steering column control ..	1959	33538A/B	Trafficator ('Eight') ..	1954-55	317530	Black, left hand ..	1954-56	737831
Suppressor ..	1954-55	78118A	Windshield wipers			..	1957-59	745382
SWITCHES			Motor ..	1954-56	75150A	Chrome, right hand ..	1954-56	*737525
Dipper ..	1954-59	31284A/D	" ..	1957	*75200B	..	1957-59	745071
Flasher ..			" ..	1958-59	75296B/E	Black, right hand ..	1954-56	737780
'Super Eight' and 'Ten' All models ..	1955	*31508A	Wheelbox ..	1954-56	72629A/D	..	1957-59	745380
Phase II ..	1958	31664A	..	1954-56	72686A/B	Blade, chrome ..	1954-56	727759
Phase III ..	Later	31765A	Crosshead and rack Assy. Cut to 31 1/2" ..	1954-56	738764	" ..	1959	*737682
Heater or fan ..	1954-55	*31389A	" " 33 1/2" ..	1957-59	743221	" black ..	1954-59	727803
Knob ..	1956-59	*31419A	Outer casing			Overdrive equipment (when fitted)		
Ignition	1954-59	317531	Motor to wheelbox ..	1954-56	739870	Relay ..	1958-59	33157D
'Eight' and 'Family Eight' ..	1954-57	*31276A	Wheelbox to wheelbox ..	1957-59	744249	Switches		
'Super Eight' and 'Ten' All models ..	1958	*31449A	End tube ..	1954-56	7490031	Control ..	1958	31762A
..	1959	31543B	Ferrule, casing retaining	1957-59	740746	..	1959	31866A
Lighting ..	1954-59	31444B/D	Arm, left hand drive	1957-59	740715	Isolator ..	1958-59	31504B/D
Knob ..		316129	Chrome, left hand ..	1954-56	*737526	Solenoid ..	1958-59	*76506B
Panel (special orders) ..	1954-56	*31410A	Black, left hand ..	1954-56	737806	Newton Bennet Clutch (when fitted)		
Knob ..		317532	" ..	1957-59	745381	Relay ..	1959	33192A
						Switch		
						Choke ..	1959	31787A

STANDARD 'Companion' Estate Car, 6 cwt. Van and Pick-up Truck 1956-60

Battery ..	1956-57	GT7A	LAMPS—continued			SWITCHES—continued		
Bulb holder, panel light ..	1958-60	BT7A	Head, Export France ..	1956-57	51342B/D	Starting motor ..	1956-58	76423A
Bulb ..	1959-60	554734	..	1958-60	*51341B/E	ditto (Van and Pick-up)	1959-60	76423A
Coil, ignition ..	1956	*45020B	Head, Export Switzerland	1956-57	51535A	Coupling ..	1956-60	764428
Control box ..	1957-60	*45053H/M	ditto ..	Later	51535D/F	Stop lamp ..	1956-60	31082B/H
ditto ..	1959	37182J	Head, Export Norway and Sweden	1956-60	51536B	Windshield wiper ..	1956-60	31419A
ditto (Van and Pick-up)	1960	37182K	Head, Export Poland ..	1958-59	58038A/B	Knob ..	1956-60	317530
..	Later	37183L	Head, Export U.S.A. ..	1956-57	51509A/H	Windshield wipers		
ditto ('Companion') ..	1960	37183L	" ..	1958-59	51343B/E	Motor ..	1956	75150A
Distributor ..	1956	*40437A	Head, Export Canada ..	1960	58412A	" ..	1957	*75200B
ditto ..	1956-57	40478A	..	1956-59	51509E/F	Wheelbox ..	1958-60	75296B/E
ditto (high comp.) ..	1958-59	40598B	Number plate illumination	1960	58412A	..	1956	72629A/D
ditto (alternative) ..	1959	40611B	Holland and Belgium			Crosshead and rack Assy. Cut to 31 1/2" ..	1956	738764
ditto (low comp.) ..	1958	40478A	Van ..	1956-59	53320A	" " 33 1/2" ..	1957-60	743221
ditto ..	1958	40620A	Pick-up ..	1956-60	53101H	Outer casing		
ditto ..	1959	40620B	'Companion' ..	1956-60	53388A/B	Motor to wheelbox ..	1956	739870
ditto ..	1959	40620D	Home and Export			Wheelbox to wheelbox ..	1957-60	744249
ditto (Van and Pick-up)	1959	40620D	'Companion' and Van	1958-60	53630A	..	1956	739937
..	Later	40622A/B	Side and flasher ..	1956-57	52240D	End tube ..	1957-60	744280
ditto ditto ..	1960	40622D	Stop tail	1958-60	52338A	" ..	1956	740031
ditto ('Companion') ..	1959-60	40606D	Holland and Belgium ..	1956-57	53178F	" ..	1957-60	740746
..	1960	40606E	ditto (Pick-up) ..	1958-60	53564A/D	Ferrule, casing retaining	1957-60	740715
ditto ditto ..	1960	35010A	ditto ('Companion')	1958	53564A/D	Arm, left hand drive	1956	*737526
Flasher unit ..	1956-60	22258E/H	U.S.A. (Pick-up) ..	1958-60	53564A/D	Chrome, left hand ..	1957-60	745072
Generator ..	1956-59	22258E/H	'Companion' and Van	1958-60	53564A/D	Black, left hand ..	1956	737806
ditto (Van and Pick-up)	1960	22258E/H	Stop and number plate			..	1957-60	745381
..	1960	*22704A	'Companion' and Van ..	1956-58	53426A	Chrome, right hand ..	1956	*737837
..	1960	*22704A	Pick-up ..	1956	53426A	..	1957-60	745385
..	1960	22700D	..	1957-60	53398A	Black, right hand ..	1956	737830
Horn ..	1956	*069399	Tail and flasher ..	1956-57	53178F	..	1957-60	745383
" (Low note) ..	1956-57	69046A/E	ditto (Pick-up) ..	1958-60	53564A/D	Arm, right hand drive	1956	*737840
" (High note optional)	1956-57	69047A/E	ditto ('Companion')	1958	53564A/D	Chrome, left hand ..	1957-60	745384
..	1958-60	*069515	Reflex reflector ..	1956-59	57035D	Black, left hand ..	1956	737831
Horn push ..	1956	76224B	..	1959-60	57116A	..	1957-60	745382
Van and Pick-up ..	1957-58	76224A	Starting motor ..	1956-59	25022A/L	Chrome, right hand ..	1956	*737525
'Companion' ..	1957-58	76229A	" ..	Later	25022M	..	1957-60	745071
Horn relay (when pair fitted) ..	1956-57	*33116A	" ..	1960	25022N/Q	Black, right hand ..	1956	737780
LAMPS			Steering column control	1958	33512A/B	..	1957-60	745380
Flasher, rear			Except Van and Pick-up	1959-60	33538A/B	Blade, chrome ..	1956	727759
Holland and Belgium ..	1956-57	53504A	Van and Pick-up ..	1958-60	33513A/B	" ..	1959-60	*737682
.. (Van) ..	1958	52337A	SWITCHES			" black ..	1956-60	727803
N.A.D.A. (all models) ..	1958-60	53600A/E	Dipper ..	1956-60	31284A/D	Overdrive equipment (when fitted)		
'Companion' and Van ..	1958-60	52337A	Flasher (all models) ..	1956-57	*31508A	Relay ..	1958-60	33157D
Head, Home and Export R.H.D., dip left ..	1956-58	51336B/J	" ..	1958	31664A	Switches		
" ..	1959	*58232A/B	" ..	1956-60	*31765A	Control ..	1958	31762A
" ..	1960	51336B/J	Heater or fan ..	1956-60	*31419A	" (Van and Pick-up)	1959-60	31866A
Head, Export L.H.D., dip right ..	1956-59	*51337D/E	Knob ..	1956-60	317531	Isolator ..	1958-60	31761A
..	1959-60	*51337F/K	" ..	1956-57	*31449A	Solenoid ..	1958-60	31504B/D
Head, Export Europe (not France) ..	1956-60	51339B/H	" ..	1958	*31449B	Newton Bennet Clutch (when fitted)		
			Lighting ..	1959	31543B	Relay ..	1959	33192A
			Knob ..	1960	31543E	Switch		
			Solenoid, starting motor	1959-60	*76411E	Choke ..	1959	31787A
			ditto ..	1960	*76445A			

* See Supersession Chart N.A.D.A. .. North American Dollar Area L.H.D. .. Left hand drive R.H.D. .. Right hand drive

Note. Before ordering Steering Column Controls refer to the detailed parts section (P)



STANDARD 12 h.p. 1946-48

Unit	Year	Part No.	Unit	Year	Part No.	Unit	Year	Part No.
Ammeter	1946-48	*36020A	LAMPS—continued			SWITCHES—continued		
" (Holland and Belgium)	1946-48	*369295	Head, Export	1946	50124B	Panel	1946-48	*31051A
Battery	1946-48	SG9A	Vertical dip			" (Holland and Belgium)	1946-48	*314129
Bulb holder, panel light ..	1946-48	39007A	" (L.H.)	1947-48	50634A	Reverse lamp (Saloon)	1946-48	*31077D
Coil, ignition	1946-48	*45012A/D	" (diamond lens)			Roof lamp (Saloon) ..	1946-48	*314547
Control box	1946	*37031B	" (R.H.)	1947-48	*50635A	Solenoid, starting motor		
" (Holland and Belgium)	1947-48	37057E	" (diamond lens)	1947-48	*50304A	(Holland and Belgium)	1946-48	76022B
Distributor	1946-48	C.A.V.	" (L.H.)	1947-48	*50305A	Solenoid operating		
" (Export)	1946-47	*40052A	" (R.H.)	1947-48	*53075B	(Holland and Belgium)	1946-48	*317075
"	1948	*409639	Number plate illumination	1947-48	*53089A	Starting motor	1946-48	76428A
" (Holland and Belgium)	1946-48	40027A/B	ditto (Export)	1947-48	*522968	Stop lamp	1946-48	31281B
Fuse box (Export)	1946-48	*385221	Side	1946	52034A	Spring	—	315543
Generator	1946-48	22449A	" (Belgium)	1946		Trafficators	1946-48	*539663
" (Holland and Belgium)	1946-48	*238464	Stop tail and number plate	1946-48	*53031D	Warning lights		
Horn	1946-48	*69021A	(Coupé)	1946	*53081A	Ignition (Holland and Belgium)	1946-48	*318505
Low note	1946-48	*69022A	ditto (Holland)			Ignition, bulb holder ..	1946-48	39007A
High note	1946-48	*69022A	Tail and number plate	1946	*53007B			
" (Holland and Belgium)	1946-48	*069206	(Belgium)	1946-48	*620701	Windshield wipers		
Junction box	1946-48	78264A	Mirror	1946-48	*580733	Motor	1946-48	†75066A
LAMPS			" (Coupé)	1946-48	*62525A	" (Holland)	1946-48	*75048A
Head, Home			" (Export)	1946-48	*255378	Clutch housing		
R.H.D., dip left (L.H.)	1946	*50095A	Starting motor	1946-48		With switch	1946-48	737038
" non-dip (R.H.)	1946	*50096A	Steering column control	1946-48	32707H	Less switch	1946-48	737039
" dip left (L.H.)	1947-48	*50155A	Home	1946-48	32715E	Bracket, with shaft and		
" (diamond lens)	1947-48	*50156A	Export	1946-48	32708A	coupling	1946-48	734678
" non-dip (R.H.)	1947-48	*50156A	Holland and Belgium ..	1946-48		Shaft, short	1946-48	737243
" (diamond lens)	1947-48	*50624A	SWITCHES			Coupling	1946-48	729036/S
" dip left (L.H.)	1947-48	*50624A	Dipper	1946-48	31284A	Link, primary	1946-48	735697
" (horseshoe lens)	1947-48	*50625A	" (Export)	1946-48	31001A	" secondary	1946-48	735683
" non-dip (R.H.)	1947-48	*50625A	Ignition and lighting ..	1946-48	*34009A	Grommet, housing	1946-48	735679
" (horseshoe lens)	1947-48	*50625A	ditto (Holland and Belgium)	1946-48	*344920	Arm	1946-48	*735078
						Blade	1946-48	727707

STANDARD 14 h.p. 1946-48

Ammeter	1946-48	*36020A	LAMPS—continued			SWITCHES—continued		
" (Holland and Belgium)	1946-48	*369295	Number plate illumination	1946-48	*53075B	Solenoid operating	1946-48	*317075
Battery	1946-48	SG9A	Side	1946-48	*52092A	(Holland and Belgium)		
Bulb holder, panel light ..	1946-48	39007A	" (Belgium)	1946	52034A	Starting motor	1946-48	76428A
Coil, ignition	1946-48	*45012A/D	Stop tail and number plate			Stop lamp	1946-48	31281H
Control box	1946-48	37057E	(Holland)	1946	*53081A	Spring	—	315543
" (Holland and Belgium)	1946-48	C.A.V.	(Australia)	1946	*53029A	Trafficators	1946-48	*539663
Distributor	1946	40053A	" (Coupé)	1947-48	*53031D	Warning lights		
"	1946-47	40053B/H	" (Export)	1946-48	*620701	Ignition, bulb holder ..	1946-48	39007A
"	1948	40076E	" (Coupé)	1946-48	*580733	ditto (Holland and Belgium)	1946-48	*318505
" (Holland and Belgium)	1946-48	40027B	" (Export)	1946-48	*62525A	Windshield wipers		
Fuse box (Holland and Belgium)	1946-48	*385221	Starting motor	1946-48	*255378	Motor	1946-48	†75066A
Generator	1946-48	22449A	Steering column control	1946-48	32707H	" (Holland)	1946-48	*75048A
Horn	1946-48	*69021A	(Holland and Belgium)	1946-48	32708A	Clutch housing		
Low note	1946-48	*69022A	(Australia)	1946-48	32715E	With switch	1946-48	737038
High note	1946-48	*69022A	SWITCHES			Less switch	1946-48	737039
Horn (Holland and Belgium)	1946-48	*069206	Dipper	1946-48	31284A	Bracket, with shaft and		
Junction box	1946-48	78264B	" (Export)	1946-48	31001A	coupling	1946-48	734678
LAMPS			Ignition and lighting ..	1946-48	*34009A	Shaft, short	1946-48	737243
Head, Home			ditto (Holland and Belgium)	1946-48	*344920	Coupling	1946-48	729036/S
R.H.D., dip left (L.H.)	1946-48	*50155A	Panel	1946-48	*31051A	Link, primary	1946-48	735697
" non-dip (R.H.)	1946-48	*50156A	" (Holland and Belgium)	1946-48	*314129	" secondary	1946-48	735683
Head, Export			Reverse lamp (Saloon)	1946-48	*31077D	Grommet, housing	1946-48	735679
Vertical dip (L.H.)	1946-47	50634A	Roof lamp (Saloon) ..	1946-48	*314547	Arm	1946-48	*735078
" (R.H.)	1946-47	*50635A	Solenoid, starting motor	1946-48	76022B	Blade	1946-48	727707
" (L.H.) Later	1947-48	*50304A	(Holland and Belgium)					
" (R.H.)	1947-48	*50305A						

STANDARD 'Vanguard' Saloon Phases I and II 1948-55; Estate Car Phases I and II (Petrol) 1948-56, (Diesel) 1954-56; 12 cwt. Van and Pick-up Truck (Petrol) 1948-57, (Diesel) 1955-57

Ammeter (Phase II)	1953-57	36172A	Distributor	1948-49	*40144A/B & D/E	LAMPS		
Battery (Petrol)	1948-57	GT9A	"	1950-53	*40201A/B	Head, Home		
" (Diesel)	1954-57	T/TX19/T	"	1953-55	*40365A/D	R.H.D., dip left (L.H.)	1948-49	*50550E
Bulb holder, panel light			"	1956-57	40479A & B/D	" non-dip (R.H.)	1948-49	*50551E
Petrol	1948-55	39015A	"	1951-57	033240	" dip left (L.H.)	1950	*50884A
Diesel	1955	39020A	Fuse box	1948	*22250A	" non-dip (R.H.)	1950	*50885A
Bulb holder, panel light ..	1956-57	39020A	Generator	1949-51	*22250F	" dip left (L.H.)	1951	*50835A
Bulb	—	987	"	1951-55	22258D	" non-dip (R.H.)	1951	*50836A
Coil, ignition	1948-55	*45012B	"	1956-57	22258E	" dip left (L.H.)		
"	1956-57	*45054D/H	Horn	1948-55	*69011F/J	and R.H.) Later	1951-54	*51010A
Control box	1948-51	37065E	Low note	1956-57	69046A	ditto (Phase II) ..	1954-57	51417A
"	Later	*37138B	High note	1948-55	*69012F/J	Head, Export		
"	1956-57	37182A/H	"	1956-57	69047A	R.H.D., dip left ..	1948-49	*50550E
			Horn relay	1951-57	*33116B	"	1950-51	*50835A
						"	1951-54	*51010A
						ditto" (Phase II) ..	1954-57	51417A

* See Supersession Chart † No longer available—refer to Wiper Conversion Set Section L.H. .. Left hand R.H. .. Right hand continued
 R.H.D. .. Right hand drive
 A140 Note. Before ordering Steering Column Controls refer to the detailed parts section (P)



STANDARD 'Vanguard' Saloon Phases I and II 1948-55: Estate Car Phases I and II (Petrol) 1948-56, (Diesel) 1954-56: 12 cwt. Van and Pick-up Truck (Petrol) 1948-57, (Diesel) 1955-57—continued

Unit	Year	Part No.	Unit	Year	Part No.	Unit	Year	Part No.
LAMPS—continued			Starting motor			Trafficators		
L.H.D., dip right ..	1948-49	*A50550E	" " .. Later	1948-49	*25511D/E	(Saloon and Estate Car)	1948-50	*54018D
" " ..	1950-51	*A50835A	" " .. Later	1949-52	25526A/J	ditto ..	1951-53	*54039A
" " .. Later	1951-52	*50795B	" " (Petrol) ..	1953-54	25541A/D	ditto .. Later	1953-56	54044D
ditto (Phase II) ..	1952-54	*51012A	" " (after	1955-56	25541F/H	(Van and Pick-up) ..	1948-50	*54017B
	1954-57	51418A	Engine No.			ditto ..	1951-53	*54040A
			V277808E)	1957	25550A	ditto .. Later	1953-57	54045D
Head, Export Europe	1948-49	*B50550E	" " (Diesel) ..	1954-55	26071A/B			
(except countries listed)	1950-51	*B50835A	" " ..	1956-57	26071H	Warning lights		
ditto ..	1951-52	*50968A				Ignition (holder) ..	1948-57	304994
ditto .. Later	1952-54	*51011A	Steering column control			" (bezel) ..	1948-57	304862
ditto ..	1955-57	51419A	(Saloon and Estate Car)	1948-49	32779L	Main beam ..	1949-53	38052A
Head, Export France ..	1948-49	*50700E	ditto .. Later	1949-50	*32812J			
ditto ..	1950-52	*50837A	ditto ..	1951-52	*32826J	Windshield wipers		
ditto (Phase II) ..	1953-54	*51329A	ditto ..	1953	*32846F	Motor	1948-51	*75074H
ditto ..	1955-57	51420A	ditto .. Later	1953-54	*32895A/B	" " ..	1952-57	75146A
Head, Export Holland ..	1954	51419A	Export Iraq ..	1953-55	32899A/B	" " ..	1948-57	72590A/K
			(Van and Pick-up) ..	1948-49	32802H	Wheelbox ..	1948-57	736307
Head, Export Switzerland	1954-57	51537A	ditto (Export)	1948-49	*32846F	Crosshead and rack assy.	1948-57	736307
			ditto .. Later	1949-54	*32818L	Outer casing		
Head, Export U.S.A. ..	1950-52	*50795B	Steering column control ..	1955-56	32884A/F	Motor to wheelbox ..	1948-57	*739907
ditto ..	1953-54	*51012A	" " ..	1957	*32818L	Wheelbox to wheelbox	1948-51	*739979
ditto (Phase II) ..	1954-57	51530A	" Pawl release knob" ..	1955-56	318170	" " " " ..	1952-57	*739930
Head, Export Persia ..	1954-57	51529A	Suppressor	1951-54	78114A	End tube " " " " ..	1948-57	740031
						Ferrule, casing retaining	1957	738410
Number plate illumination			SWITCHES			Grommet, wheelbox ..	1957	734181
(Saloon)	1948-53	53097E	Choke control knob ..	1951-54	325369	Arm		
(Pick-up)	1948-57	53101E/H	Dipper	1948-57	31284A	Chrome, left hand ..	1948-50	*737526
(Saloon, U.S.A.) ..	1950-51	53093E	Heater or fan	1948-50	*78238A	" " " " ..	1951-54	*737603
(Van)	1948-49	53101E	Knob	—	768526	" " " " ..	1955-56	742149
" " " " ..	1950-57	53171B	Heater or fan	1951-57	31113A	Black, left hand ..	1948-57	737496
(Saloon)	1954-55	53093E	Knob	—	315121	Chrome, right hand ..	1948-50	*737525
(Estate Car)	1954	53093E	Ignition	1948-53	31287A	" " " " ..	1951-54	*737602
" " " " ..	1955-56	53097D/E	" " .. Later	1953-54	*31163A	" " " " ..	1955-56	742148
Side	1950	*52152D	Ignition or master ..	1955-57	31287A/B	Black, right hand ..	1948-57	737495
" (U.S.A.)	1950-52	*52162D	Lighting	1948-57	31114A	Blade, chrome	1948-50	727759
" " " " ..	1951-57	52139B/F	Knob	—	315215	" " " " .. Later	1951-52	*737482
Stop tail	1948-49	*53098A	Panel	1948-57	31114A	" " " " ..	1952-57	741543
(Saloon, U.S.A.) ..	1950-51	53183B	Knob	—	315215	" black	1948-57	727803
(Estate Car)	1950-56	53179B	Reverse lamp	1948-56	*31077D/E	Laycock de Normanville		
(Van and Pick-up) ..	1950-57	53180B/E	Solenoid, starting motor	1948-49	76022B	overdrive equipment		
Stop tail and reverse ..	1948-49	*53098A	ditto (Petrol) Later	1949-57	*76411D/E	(optional)		
" " " " ..	1950-51	53179A	ditto (Diesel) ..	1955-57	*76443A	Relay	1955-57	33157A/B
Stop tail, reverse and reflex	1953	*53271B	Solenoid operating ..	1948-57	31115A	Switches		
(Saloon, U.S.A.) ..	1953-55	53290B	Knob	—	*317310	Control	1955-56	*31485A
ditto .. Later			Stop lamp	1951-57	31082A/E	" " " " ..	1957	*31572A
Reflex reflector			Windshield wiper ..	1948-57	31113A/D	Interrupter	1955-57	*31077E
(Van)	1955-56	57031D	Knob	—	315121	Solenoid, transmission		
(Pick-up)	1955-56	*57035D				gear	1955-56	*76505A/B
						ditto	1957	*76507A

§ FUEL INJECTION EQUIPMENT

(20C Diesel Engine 1954-55)

Unit	Year	Part No.	Unit	Year	Part No.
Fuel pump	1954	BPE4A60S120S6341EL	Nozzle holder—continued	1955	BKB50S675
" " " " ..	1955	BPE4A60S120S6342EL	Nozzle	1954	BDN4S1
Governor	1954-55	BEPMZ80A128	" " " " ..	1955	BDNOSD21
Nozzle holder	1954	BKB50S622			

(23CV Diesel Engine 1956-57)

Unit	Year	Part No.	Unit	Year	Part No.
Fuel pump	1956	DPA3246020	Nozzle	1956-57	BDN4SP6188
" " " " ..	1957	DPA3246070	Filter	1956-57	F4-1
Nozzle holder	1956-57	BKB40S697	Thermostart	1956-57	285-2A

STANDARD 'Vanguard' Saloon Phase III 1956-60 (Export only in 1959-60): Estate Car Phase III 1957-60: 'Vanguard Sportsman' 1957-58: 'Vignale Vanguard' (Home only) 1959-60

Unit	Year	Part No.	Unit	Year	Part No.	Unit	Year	Part No.
Battery	1956-57	GT9A	Distributor			Fuse box	1956-60	033263
" " " " ..	1958-60	BT9A	Low compression ..	1956	40479A	Generator	1956-59	22258E/H
" " ("Sportsman") ..	1957	GTW9A-2	" " " " .. Later	1959	40479B/D	" " " " ..	1960	22700D
Bulb holder, courtesy light	1958	BT9A	" " " " ..	1959-60	40479E	" " (temporary		
Bulb holder, panel light ..	1960	863511	High compression ..	1957-58	40559A	alternative)	1960	*22704A
Bulb	1960	554734	"Sportsman"	1959-60	40559D/E & F	Horn		
Coil, ignition	1956-60	*45054D/M	Flasher unit	1957-58	40548B	Low note	1956-60	69046A/F
Control box	1956-59	37182A/H	" " " " .. Later	1956	*35003A	High note	1956-60	69047A/F
" " " " ..	1960	37183L		1956-60	35010A	Horn relay	1956-60	*33116B

* See Supersession Chart

§ Serviced by C.A.V. Ltd.

L.H.D. .. Left hand drive

continued

Note. Before ordering Steering Column Controls refer to the detailed parts section (P)



STANDARD 'Vanguard' Saloon Phase III 1956-60 (Export only in 1959-60): Estate Car Phase III 1957-60: 'Vanguard Sportsman' 1957-58: 'Vignale Vanguard' (Home only) 1959-60—continued

Unit	Year	Part No.	Unit	Year	Part No.	Unit	Year	Part No.
LAMPS			LAMPS—continued			SWITCHES—continued		
Flasher, front	1959-60	52337A	Number plate illumination and reverse			Windshield wiper	1956-60	31526A
Head, Home			Saloon	1956-60	53452A	Knob (black)	1956-60	318476
R.H.D., dip left	1956	51670B/F	" (France)	1957-60	53558A	" (stone)	1956	316695
ditto	1957	*58024A/D	Estate Car	1957-60	53097E	Windshield wiper		
ditto	1958-60	51901B/E	" (France)	1957-60	53606A	(2-speed, when fitted) ..	1958-60	31430D/E
ditto (alternative) ..	1958	58041A/F	("Sportsman")	1957-58	53546A	Knob	—	318476
Head, Export			Side	1959-60	52391A	Wiper and screenjet		
R.H.D., dip left	1956	51670B/F	Side and flasher			("Sportsman")		
ditto	1957	*58024A/D	Left hand	1956-58	52262B	Cars 1-260	1957	*31588A
ditto	1958-60	51901B/E	Right hand	1956-58	52263B	Knob	—	*318495
ditto (alternative) ..	1958	58041A/E	("Sportsman")	1957-58	52312A	Car 261 onward Later	1957-58	31578A
L.H.D., dip right	1956	*51844A/D	Stop tail, flasher and reflex			Knob	—	*313327
ditto	1957	*58025A/D	ditto (Saloon)	1956-57	53407E/H	2-speed wiper (when	1958	*31710A
ditto	1958-60	*51933A/D	ditto (Estate Car) ..	1958	53639A/B	fitted)	—	313062
ditto (alternative) ..	1958	58042A/D	ditto (Australia) ..	1958	53407E/H	Knob	—	
Head, Export Europe			ditto	1959-60	53407E/H	Warning lights		
(except countries listed)	1956	*51894A/D	ditto (N.A.D.A.) ..	1959-60	53762A	Flasher and main beam,		
ditto	1957	*58026A/D	Screenjet	1956-60	53769A	bulb holder	1960	54944812
ditto	1958-60	51937A/D	Tubing, 60" long	—	077011	Ignition, bulb holder ..	1960	863511
ditto (alternative) ..	1958	58043A/D	Tec piece	—	255229	Bulb	—	987
Head, Export France ..	1956	51896A/B	Sleeve, Lucar connector			Oil	1959	38059A
ditto	1957	*58028A/B	35 amp.	1960	54190043	Windshield wipers		
ditto	1958-60	51936A/B	Starting motor	1956	25541H	Motor	1956-57	*75200B
ditto (alternative) ..	1958	58045A/B	ditto (from Engine			"	1958-60	75296B
Head, Export Holland ..	1956	51897A/D	ditto (No. 300437E)			" (2-speed, special	1958-60	75309A
Head, Export Switzerland	1956	51898A/D	ditto	1956-60	25550A	orders)	1958-60	75309A
ditto	1957	*58029A/D	ditto (Borg Warner			Wheelbox	1956	*72682B
ditto	1958-60	*51938B/D & E	transmission)	1959-60	25541H	" Later	1956-60	72685A/E
ditto (alternative) ..	1958	58046A/D	Steering column control ..	1956	32960B/E	Crosshead and rack assy.		
Head, Export Norway and			ditto (grey)	1957	32982A	Cut to 42 $\frac{3}{4}$ "	1956-60	743235
Sweden	1956	51895A/D	ditto (black) Later	1957-58	32995A	ditto (2-speed motor)	1958-60	744256
ditto	1957	*58027A/D	ditto	1959	33539A	Outer-casing		
ditto	1958-60	51935A/D	ditto	1960	33541B	Motor to wheelbox ..	1956-60	743710
ditto (alternative) ..	1958	58044A/D	ditto ("Sportsman")	1957-58	32979A	Wheelbox to wheelbox	1956-60	743711
Head, Export U.S.A. and			SWITCHES			End tube	1956-60	740746
Canada	1956	51899A/D	Choke knob			Ferrule, casing retaining	1956-60	740715
ditto	1957	*58030A/D	R.H.D. (black)	1956	327737	Arm, left hand drive ..	1956-57	741837
ditto	1958	51939A/D	" (stone)	1956	328655	" right hand drive ..	1956-57	741836
ditto	1959-60	58402A/B	L.H.D. (black)	1956	328675	" left hand	1958-60	741837
ditto (alternative) ..	1958	58047A/D	Dipper	1956-60	31284A/D	" right hand	1958-60	741836
Head, 'Sportsman'			Ignition and starting ..	1956-60	31543A/E	Blade	1956	73778A
Home			Lighting	1956-60	31426B/H	"	1957	*738735
R.H.D., dip left	1957-58	51901A	Knob (black)	1956-60	318475	"	1958-60	737897
Export			" (stone)	1956	*318489	Laycock de Normanville		
R.H.D., dip left	1957-58	51901A	Panel	1956-60	*78302A	overdrive equipment		
L.H.D., dip right	1957-58	*51933A/D	Knob	1956-60	768913	(optional)		
Export Europe			Reverse lamp	1956-60	*31077E	Relay	1956-60	33157A/D
(except countries listed)	1957-58	51937A/D	Screenjet (when fitted) ..	1956-60	31513A	Switches		
Export France	1957-58	51936A/B	Solenoid, starting motor			Control	1956-60	*31572A
Export Switzerland ..	1957-58	51938A/D	ditto	1956-60	*76411E	Interruption	1956-60	*31077E
Export Norway and			ditto Later			Solenoid, transmission		
Sweden	1957-58	51935A/D	ditto (Borg Warner	1960	*76443A	gear	1956-58	*76507A
Export U.S.A. and			transmission)	1956-60	31082D/H	ditto	1959-60	*76500B/E
Canada	1957-58	51939A/D	Stop lamp	1956-60				

STANDARD 'Pennant' 1958-59

Battery	1958-59	BT7A	LAMPS—continued			SWITCHES		
Coil, ignition	1958-59	*45053J	Head, Export Europe			Dipper	1958-59	31284A
Control box	1958-59	37182H	(except countries listed)	1958-59	51339B/H	Flasher	1958-59	31765A
Distributor			Head, Export France ..	1958-59	*51341B/E	Heater (when fitted) ..	1958-59	*31419A
High compression ..	1958-59	40598A/D & E	Head, Export Switzerland	1958-59	51535D/F	Knob	—	317531
Low compression ..	1958	40478A	Head, Export Norway and			Ignition	1958	31449B
" Later	1958	40620A	Sweden	1959	*51536B	"	1959	31543B
"	1959	40620B & D	Head, Export Poland ..	1959	58038A/B	Lighting	1958-59	31444D
Twin carburetter ..	1959	40611B	Head, Export U.S.A. ..	1958-59	51343B/E	Knob	—	316129
Flasher unit	1958-59	35010A	Head, Export Canada ..	1958-59	51509A/H	Panel	1959	*31419A
Generator	1958-59	22258E/F	Number plate illumination			Knob	—	317532
Horn	1958-59	*069515	Side and flasher	1958-59	52338A	Solenoid, starting motor	1959	*76411E
LAMPS			Stop tail, flasher and reflex			Starting motor	1958	76423A
Head, Home			ditto (N.A.D.A.) ..	1958-59	53596D	Coupling	—	764428
R.H.D., dip left	1958-59	51336B/J	Starting motor	1958-59	25022L	Stop lamp	1958-59	31082E
Head, Export			" Later	1959	25022M	Windshield wiper	1958-59	*31419A
R.H.D., dip left	1958-59	51336B/J	Steering column control ..	1958-59	33514A/D	Knob	—	317530
L.H.D., dip right ..	1958-59	*51337D/E	Contact brush	—	380833			
" Later	1959	*51337F/K						

* See Supersession Chart

N.A.D.A. ..

North American Dollar Area

L.H.D. ..

Left hand drive

R.H.D. ..

Right hand drive

continued

Note. Before ordering Steering Column Controls refer to the detailed parts section (P)



STANDARD 'Pennant' 1958-59—continued

Unit	Year	Part No.	Unit	Year	Part No.	Unit	Year	Part No.
Windshield wipers			Windshield wipers—cont'd			Overdrive equipment (optional)—continued		
Motor	1958-59	75296B	Arm, left hand drive			Switches		
Wheelbox	1958-59	72686B	Left hand	1958-59	745072	Control	1958-59	31768A/B
Crosshead and rack assy. Cut to 33 $\frac{3}{8}$ "	1958-59	743221	Right hand	1958-59	745385	Isolator	1958-59	31504B
Outer casing			Arm, right hand drive			Solenoid, transmission gear	1958-59	*76505B
Motor to wheelbox ..	1958-59	744249	Left hand	1958-59	745384			
Wheelbox to wheelbox	1958-59	744280	Right hand	1958-59	745071	Newton Bennet clutch (optional)		
End tube	1958-59	740746	Blade	1958	741543	Relay	1959	33192A
Ferrule, casing retaining	1958-59	740715	"	1959	*737682	Switch		
			Overdrive equipment (optional)			Choke	1959	31787A
			Relay	1958-59	33157D			

STANDARD 'Ensign' 1958-60

Battery	1958-60	BT9A	LAMPS—continued			SWITCHES—continued		
Bulb holder, panel light ..	1960	554734	Head, Export Norway and Sweden	1958-60	58131A/D	Solenoid, starting motor	1958-60	*76411E
Bulb	—	987	ditto (C.P., alternative)	1958	51895A	ditto Later	1960	*76445A
Coil, ignition	1958-60	*45053J/M	Head, Export U.S.A.	1958	58134A	ditto (Borg Warner transmission)	1960	*76443A
Control box	1958-59	37182H	ditto (C.P., alternative)	1958	51899A	Stop lamp	1958-60	31082E/H
"	1960	37183L	ditto	1959-60	58240A/B	Windshield wiper	1958-60	31526A
Distributor (76 mm. Engine) ..	1958-59	40588A	Number plate illumination	1958-60	53630A	Knob	—	31847E
"	1960	40588B/D & E	Side and flasher	1958-60	52338A	Warning lights		
(85 mm. Engine)	1958	40559A	Stop tail, flasher and reflex	1958	53639A/B	Flasher and main beam, bulb holder	1960	54944812
" Later	1958-59	40559B/E	ditto	1959-60	53762A	Ignition and oil, bulb holder	1960	863511
"	1959	40559F	Screenjet (optional)	1958-60	077011	Bulb	—	987
Flasher unit	1958-60	35010A	Tubing, 60" long	—	295229	Windshield wipers		
Fuse box	1958-60	033263	Tee piece	—	295091	Motor	1958-60	75296B
Generator	1958-59	22258E/F	Sleeve, Lucar connector	1960	54190043	Wheelbox	1958-60	72685E
"	1960	22700D	35 amp.	1960	54190043	Crosshead and rack assy. Cut to 42 $\frac{3}{8}$ "	1958-60	*743236
" (temporary alternative)	1960	*22704A	Starting motor	1958-60	25550A	Outer casing		
Horn	1959-60	69087A	ditto (Borg Warner transmission)	1959-60	25541H	Motor to wheelbox ..	1958-60	743710
LAMPS			Steering column control ..	1958	32995A	Wheelbox to wheelbox	1958-60	743711
Head, Home			"	1959	33539A	End tube	1958-60	740746
R.H.D., dip left	1958-60	58128B/E	"	1960	33541B	Ferrule, casing retaining	1958-60	740715
ditto (C.P., alternative)	1958	51670D	SWITCHES			Arm	1958	741836
Head, Export			Dipper	1958-60	31284A/D	" left hand	1959-60	741837
R.H.D., dip left	1958-60	58128B/E	Ignition and starting ..	1958-60	31543B/E	" right hand	1959-60	741836
ditto (C.P., alternative)	1958	51670D	Lighting	1958-60	31426E/H	Blade	1958-60	737897
L.H.D., dip right	1958-60	58129A/D	Knob	—	318475	Overdrive equipment (optional)		
ditto (C.P., alternative)	1958	*51844A	Panel light	1958-60	*78302A	Relay	1959-60	33157D
Head, Export Europe (except countries listed)	1958-60	58130A/D	Knob	—	318475	Switches		
ditto (C.P., alternative)	1958	*51894A	Reverse lamp	1959-60	*768913	Control	1959-60	*31572A
Head, Export France	1958-60	58132A/B	Screenjet (when fitted) ..	1959-60	*31077E	Interrupter	1959-60	*31077E
ditto (C.P., alternative)	1958	51896A				Solenoid, transmission gear	1959-60	*76507A
Head, Export Switzerland	1958-60	58133A/D						
ditto (C.P., alternative)	1958	51898A						

STANDARD 'Atlas' 10/12 cwt. Forward Control Van and Pick-up Truck 1959-60

Battery	1959-60	BT7A	LAMPS—continued			Windshield wipers		
Bulb holder, panel light ..	1960	554734	Side	1959-60	52421A	Motor	1959-60	75359A
Bulb	—	987	Stop tail and reflex	1959	53520B	Wheelbox	1959-60	72720A
Coil, ignition	1959-60	*45053K/M	" Later	1959-60	*53520D	Crosshead and rack assy. Cut to 44 $\frac{3}{8}$ "	1959-60	743235
Control box	1959	37182H	Sleeve, Lucar connector	1960	54190042	Outer casing		
"	1960	37290D/E	14 amp.	1959	25022M	Motor to wheelbox		
Distributor	1959	40622B	Starting motor	1960	25022N/Q	Left hand drive	1959-60	54710706
"	1960	40622D & E	Arm	1959	25022M	Right hand drive	1959-60	54710707
Flasher unit	1959-60	35010A	Steering column control ..	1959-60	33522B	Wheelbox to wheelbox	1959-60	745713
Generator	1959	22258F	SWITCHES			End tube	1959-60	740746
"	1960	22700D	Dipper	1959-60	31284A/D	Ferrule, casing retaining	1959-60	740715
" (temporary alternative)	1960	*22704A	Heater	1959-60	31444D	Arm, left hand	1959	*54710231
Horn	1959-60	*069515	Knob	—	54330885	"	1960	54711541
LAMPS			Ignition	1959-60	*31276B	" right hand	1959	54710230
Flasher, front	1959-60	52337A	Lighting	1959	*31420A	"	1960	54711540
Flasher, rear	1959-60	53773A	Knob	1960	31444D	Blade	1959	*737940
Head, Home			Starting motor	1959-60	54331190	"	1960	54711284
R.H.D., dip left	1959-60	51336B/J	Knob	—	764467	Overdrive equipment (optional)		
Head, Export			Stop lamp	1959-60	31082H	Relay	1959-60	33157D
R.H.D., dip left	1959-60	51336B/J	Windshield wiper	1959-60	*31419A	Switches		
ditto (C.P., alternative)	1959-60	*51337F/K	Knob	—	54331189	Control	1959	*31572A
L.H.D., dip right	1959-60	*51337F/K	Warning lights			Interrupter or isolator	1960	*31419A
Head, Export Europe (except countries listed)	1959-60	51339B/H	Flasher	1959-60	38179A	Solenoid, transmission gear	1959	*76507A
Head, Export France	1959-60	*51341B/F	" Later	1960	38102A	ditto	1960	*76506B
Head, Export Switzerland	1959-60	51535E/F	Ignition and oil, bulb holder	1960	863511			
Head, Export Norway and Sweden	1959-60	51536B	Bulb	—	987			
Head, Export Poland	1959	58038A/B						
Head, Export U.S.A.	1959-60	51343B/E						
Number plate illumination	1959-60	53630A						

* See Supersession Chart † From 1st April 1959 ‡ Optional on right hand drive N.A.D.A. .. North American Dollar Area C.P. .. Chromium plated L.H.D. .. Left hand drive R.H.D. .. Right hand drive

Note. Before ordering Steering Column Controls refer to the detailed parts section (P)



SUNBEAM 'Alpine' 1953-55: 'Alpine Special' 1955: Saloon Mk. III 1955-57: Coupé 1955

Unit	Year	Part No.	Unit	Year	Part No.	Unit	Year	Part No.
Battery	1953-56	GT9A	LAMPS—continued			SWITCHES—continued		
"	1957	GTW9A-2	Side and flasher .. Later	1955-57	52240A/B	Windshield wiper ..	1953-54	*31261A
Coil, ignition			Stop tail and reverse ..	1953-54	53175B	Knob (ivory)	—	315061
('Alpine')	1953-55	*45046B	Stop tail	1955-57	53226A/D	" (black)	—	315069
(Saloon and Coupé)	1955-56	*45012B	Stop tail and flasher (U.S.A.)	1953-54	53174B	Windshield wiper ..	1955-57	*31297B
(Saloon)	1957	*45054H	Mirror ('Alpine')	1953-54	062577	Knob (ivory)	1955-57	318169
Control box	1953-54	*37076E	ditto (left hand) ..	1955	*580736	" (black)	1955	*316630
"	1953-56	*37139E	ditto (right hand) ..	1955	*580733	Trafficators	1953	*54041A
"	1957	37183H	Reflex reflector	1953-54	65424A	" Later	1953-54	54044A/D
Distributor	1953	*40380A	"	1955-56	*57048A/B	Warning lights		
" Later	1953-54	*40396A/D	Starting motor	1953-57	25521B/D	Flasher	1953-54	*38092A
"	1955-56	*40430A/B	Steering column control ..	1953	32832B	"	1955-57	38119A
" Later	1956-57	40491A	ditto	1954	32832D/E	Ignition	1953-54	*318534
" ('Special')	1955	*40425B	ditto (ivory)	1955-57	32920A/D	"	1955	318604
Flasher unit	1953-57	*35003A	ditto (black)	1955	32921A/D	"	1956-57	38138A
Flasher relay	1953-57	33117A	ditto (ivory, with	1955-57	32944A/D	Main beam	1953-54	*38069A
Generator	1953-54	*22456A/B	overdrive)	1955	32945A/D	"	1955-57	38118A
"	1955-57	*22483A	ditto (black, with			Windshield wipers		
Horn			overdrive)			Motor	1953-54	75152A
Low note	1953-54	*69011F	ditto (ivory, with	1955	32931A	(left hand drive) ..	1955-57	*75232A
"	1955-57	69046A/E	overdrive)	1955	32932A	(right hand drive)	1955-57	*75246A
High note	1953-54	*69012F	ditto (ivory,			Wheelbox	1953-54	72629A/D
"	1955-57	69047A/E	'Special')			"	1955-57	72664A
Junction box	1953-57	78266A	ditto (black,			Crosshead and rack assy.		
			'Special')			Cut to 50 $\frac{1}{8}$ "	1953-54	738499
						" 43 $\frac{1}{8}$ "	1955-57	741264
LAMPS			SWITCHES			Outer casing		
Head, Home			Air control knob	1953-54	325349	Motor to wheelbox ..	1953-54	739858
R.H.D., dip left ..	1953	51336A	Dipper	1955-57	31284A	"	1955-57	745065
ditto	1954-55	51546A	Foglamp	1953-54	31201B	Wheelbox to wheelbox	1953-54	739932
ditto	1956-57	51736B	Heater or fan	1953-54	*78232A	"	1955-57	745066
ditto (alternative)	1956-57	51742B	Knob	—	768522	End tube	1953-54	740031
Head, Export			Ignition and lighting			"	1955-57	740746
R.H.D., dip left ..	1953	51336A	Black	1953-55	*34084A	Ferrule, casing retaining	1955-57	740715
ditto	1954-55	51546A	Ivory	1953-57	*34066A	Arm, left hand drive ..	1953-54	*737588
ditto	1956-57	51736B	Panel (black)	1953-54	*31204A	"	1955-57	745076
ditto (alternative)	1956-57	51742B	(ivory)	1953-54	*31118A	" right hand drive ..	1953-54	*737428
L.H.D., dip right ..	1953-54	*51337A	"	1955	31201D	"	1955-57	745077
"	1955	*51337B	Knob (ivory)	1955-57	*31538A	Blade	1953	*738719
"	1956-57	*51337D/E	" (black)	1955	*318387	" Later	1953-57	738724
Head, Export Europe			Reverse lamp	1957	31281B	Laycock de Normandie		
(not France)	1953-55	51339A	Solenoid, starting motor	1953-57	*76411D	overdrive equipment		
ditto	1956-57	51738B	Solenoid operating			(optional)		
Head, Export France ..	1953-55	*51341A	Black	1953-55	*31394B	Relay	1955-57	33157A/D
"	1956-57	51739B	Ivory	1953-57	31141B	Switches		
Head, Export U.S.A. ..	1953-55	51343A	Stop lamp	1955-56	31281B	Interrupter	1955-57	31478A
"	1956-57	51741B	Spring (when fitted) ..	—	*315714	Cover	1957	303046
Interior (Saloon)	1955-57	56046A	Stop lamp	1956-57	31082E	Solenoid	1955-57	*76505A/B
" (Coupé)	1955	56047A	Ventilator control knob	1953-54	325721			
Number plate illumination	1953-54	53277A	Water valve control knob	1953-54	325347			
Number plate illumination								
and reverse	1955-57	53376E						
Side	1953-54	52139E						
" (U.S.A.)	1953-55	*52162B						

SUNBEAM 'Alpine' Sports 1959-60

Ammeter	1959-60	36254A	LAMPS—continued			Windshield wipers		
Battery (Home)	1959-60	BT7A	Map reading	1959-60	56010A	Motor, left hand drive	1959-60	75393A
" Later	1960	BT9A	Number plate illumination	1959-60	53278B	" right hand drive	1959-60	75392A
" (Export)	1959-60	BT9A	Side and flasher	1959-60	52403B	Wheelbox	1959-60	72732A
Coil, ignition	1959-60	45102A/E	Stop tail and flasher ..	1959-60	53779A/B	Crosshead and rack assy.		
Control box	1959	37290A/B	ditto (U.S.A.)	1959-60	53801A	(R.H.D.) Cut to 29 $\frac{3}{8}$ "	1959-60	744254
"	1960	37290D/E	Relay, horn	1959-60	33209A/B	(L.H.D.) " 35 $\frac{3}{8}$ "	1959-60	744254
Distributor	1959-60	40683A/B	Starting motor	1959	25022M	Outer casing		
Flasher unit	1959-60	35011A	"	1960	25022N/Q	Motor to wheelbox		
Fuse box	1959	033282	Steering column control ..	1959-60	33544B	Left hand drive ..	1959-60	54710952
"	1960	033283				Right hand drive ..	1959-60	54711648
Generator	1959-60	22700D	SWITCHES			Wheelbox to wheelbox		
"			Dipper	1959-60	31800A	Left hand drive ..	1959-60	54710951
" (temporary			Flasher	1959-60	31907B/D	Right hand drive ..	1959-60	54711649
alternative)	1959-60	*22704A	Foglamp (when fitted) ..	1959-60	31947A	End tube	1959-60	740746
Horn			Escutcheon plate	1959-60	54850085	Arm, left hand drive ..	1959	*744139
Low note	1959-60	69046F	Ignition and starting ..	1959-60	31912B	"	1960	54711553
High note	1959-60	69047F	Lighting	1959-60	31946A	" right hand drive ..	1959	744140
			Map light	1959-60	31947A	"	1960	54711552
LAMPS			Escutcheon plate	1959-60	54850086	Blade	1959-60	54711281
Head, Home			Panel light	1959-60	31947A	Laycock de Normandie		
R.H.D., dip left ..	1959-60	58403B/D	Escutcheon plate	1959-60	54850082	overdrive equipment		
Head, Export			Reverse lamp	1959-60	31849A	(optional)		
R.H.D., dip left ..	1959-60	58403B/D	Solenoid, starting motor	1959-60	*76465A	Relay	1959-60	33213B
Head, Export Europe			Stop lamp	1959	31802B	Switches		
(except France & Sweden)	1959-60	58406A/B	Windshield wiper	1959-60	31882B	Interrupter	1959-60	31849A
Head, Export France ..	1959-60	58405A/B	Escutcheon plate	—	54850084	Overdrive	1959-60	31925A/D
Head, Export Sweden ..	1960	58655A/B				Solenoid	1959-60	76522A
Head, Export U.S.A. ..	1959	58407A/B						
"	1960	58549A						

* See Supersession Chart L.H.D. .. Left hand drive R.H.D. .. Right hand drive



SUNBEAM-TALBOT 2 litre 1946-47

Unit	Year	Part No.	Unit	Year	Part No.	Unit	Year	Part No.
Battery	1946-47	SG9A	LAMPS— <i>continued</i>			SWITCHES— <i>continued</i>		
Coil, ignition	1946-47	*45012A/B	Head, Export France ..	1947	50675E	Solenoid, starting motor	1946-47	76022B
Control box	1946-47	*37032A	Reverse, tail and number plate	1946-47	53032B	Solenoid operating ..	1946-47	*317063
Distributor	1946	40061A/D & E	Roof	1946-47	*56027D	Stop lamp	1946-47	31281B
"	1947	40114A/B	Side	1946-47	*52068A	Spring	—	315543
Fuse box	1947	*385221	Stop tail and number plate	1946-47	*53027B	Trafficators	1946-47	*539735
" (cigar lighter) ..	1947	*385184	Stop tail and reverse ..	1947	*53092B	Warning light (ignition) ..	1946-47	318604
Generator	1946-47	*22446A	Mirror	1946-47	*621601	Windshield wipers		
Horn			Starting motor	1946-47	*255378	Motor	1946-47	†75066A
Low note	1946-47	*69019A	Steering column control			Clutch housing	1946-47	737357
High note	1946-47	*69020A	Home	1946	32713A	Bracket, with shaft and coupling	1946-47	*735628
LAMPS			Export	1946-47	32751A/B	Shaft, short	1946-47	737243
Head, Home			SWITCHES			Coupling	1946-47	729036/S
R.H.D., dip left (L.H.)	1946-47	*50174A	Foglamp	1946-47	*314442	Link	1946-47	733817
" non-dip (R.H.)	1946-47	*50175A	Ignition and lighting ..	1946-47	*344887	Grommet, housing ..	1946-47	729313
Head, Export			Reverse lamp	1946-47	*31077D	" scuttle	1946-47	729378
R.H.D., dip left	1947	50794B	Roof lamp	1946-47	359357	Arm	1946-47	*735076
Vertical dip (L.H.)	1946-47	50507A				Blade	1946-47	727759
" (R.H.)	1946-47	*50508A						

SUNBEAM-TALBOT '80' 1948-50

Unit	Year	Part No.	Unit	Year	Part No.	Unit	Year	Part No.
Battery	1948-50	GT9A	LAMPS— <i>continued</i>			SWITCHES— <i>continued</i>		
Coil, ignition	1948-50	*45012A/B	Roof	1948-50	*56027D	Windshield wiper ..	1948-50	*31108A
Control box	1948-49	37057E	Side (U.S.A.)	1948-50	52134B	Knob	—	315061
"	1950	*37076E	Stop tail and reverse ..	1948-50	*53092B	Trafficators	1948-49	*54010A
Distributor	1948-50	40123A/D	Mirror	1948-50	*62021A	"	1950	*54035A
Generator	1948-50	*22411A	Starting motor	1948-49	25016A	Warning lights		
Horn			" Later	1949-50	25022A/L	Ignition	1948-50	*318534
Low note	1948-50	*69021A	Steering column control ..	1948	*32740A	Main beam	1950	38052A
High note	1948-50	*69022A	"	1949-50	32796B	Windshield wipers		
Junction box	1948-50	78266A	SWITCHES			Motor	1948-50	*75055K
LAMPS			Foglamp	1948-50	*31119A	Wheelbox	1948-50	*72548A/K
Fog	1948-50	55043E	Heater or fan	1948-50	*78232A	Crosshead and rack assy. Cut to 50 $\frac{1}{8}$ "	1948-50	738499
Head, Home			Knob	—	768522	Outer casing		
R.H.D., dip left (L.H.)	1948-50	50794B	Ignition and lighting ..	1948-50	*34034B	Motor to wheelbox ..	1948-50	739858
" non-dip (R.H.)	1948-50	*50444D	Panel	1948-50	*31118A	Wheelbox to wheelbox	1948-50	739932
Head, Export			Roof lamp	1948-50	31120B	End tube	1948-50	740031
R.H.D., dip left	1948-50	50794B	Solenoid, starting motor	1948-49	76022B	Arm, left hand	1948-50	*737588
Head, Export France	1948-50	50675E	ditto Later	1949-50	*76411D	" right hand	1948-50	*737428
Head, Export U.S.A.	1948-50	50812A	Solenoid operating	1948	31141B	Blade	1948-49	*737433
Number plate illumination	1948-50	*53104B	Stop lamp	1948-50	31281B	" Later	1949-50	*738719
ditto (Export) ..	1948-50	*53112B	Spring	—	315543			

SUNBEAM-TALBOT '90' 1948-54

Unit	Year	Part No.	Unit	Year	Part No.	Unit	Year	Part No.
Battery	1948-54	GT9A	LAMPS			LAMPS— <i>continued</i>		
Coil, ignition	1948-54	*45012A/D	Clock illumination	1951-52	56041A	L.H.D., dip right ..	1948-49	A50794B
Control box	1948-49	37065E	Head, Home			" Later	1950-51	*A50445K
"	1950-54	*37076E	R.H.D., dip left (L.H.)	1948-50	50794B	" Later	1951-52	*50804D
Distributor	1948-50	40114A/B	" non-dip (R.H.)	1948-50	*50444D	" Later	1953	50973A
"	1951	40217A	" dip left (L.H.)	1951	*50445K	" Later	1953-54	*51337A
"	1951-53	40217B/E	" non-dip (R.H.)	1951	*50446K	Head, Export Europe		
"	1953-54	40377A	" dip left			(not France)	1948-49	B50794B
"	1954	*40396A/D	(L.H. and R.H.) Later	1951	*50954A	ditto	1950-51	*B50445K
Flasher unit	1953-54	*35003A	ditto	1952	*51010A	ditto Later	1951-52	*50963A
Flasher relay	1953-54	33117A	ditto	1953	50941A	ditto	1953	50967A
Generator	1948-49	*22446A	ditto Later	1953-54	51336A	ditto Later	1953-54	51339A
"	1950-53	*22435A/B	ditto (alternative) ..	1954	51546A	Head, Export France ..	1948-49	50675E
" Later	1953-54	*22456A/B	Head, Export			"	1950-51	*50790E
Horn			R.H.D., dip left ..	1948-50	50794B	" Later	1951-53	*50962A
Low note	1948-50	*69021A	ditto	1951	*50445K	"	1954	*51341A
"	1951-54	*69011F	ditto Later	1951	*50954A	Head, Export U.S.A. ..	1948-50	50812A
High note	1948-50	*69022A	ditto	1952	*51010A	"	1951-53	50811A
"	1951-54	*69012F	ditto	1953	*50941A	" Later	1953-54	51343A
Junction box	1948-54	78266A	ditto Later	1953-54	51336A	Map reading	1951-52	56047A
			ditto (alternative) ..	1954	51546A			

* See Supersession Chart L.H. .. Left hand R.H. .. Right hand L.H.D. .. Left hand drive R.H.D. .. Right hand drive *continued*



SUNBEAM-TALBOT '90' 1948-54—continued

Unit	Year	Part No.	Unit	Year	Part No.	Unit	Year	Part. No
LAMPS—continued			SWITCHES			Trafficators		
Number plate illumination	1948-53	*53104B	Air control knob	1951-54	325349	"	1948-49	*54010A
ditto .. Later	1953-54	*53276A	Demister control knob	1951-54	325348	"	1950-51	*54035A
ditto (Export) ..	1948-53	*53112B	Foglamp	1948-50	*31119A	"	1952-53	*54041A
ditto .. Later	1953-54	53277A	Heater or fan	1948-54	*78232A	"	1953-54	54044A/D
Pass ..	1948-49	55043E	Knob	1948-50	*768522	Warning lights		
Roof ..	1948-49	*56027D	Ignition and lighting	1948-50	*34084A	Flasher ..	1951-53	*38069A
" ..	1950	56046A	"	1951-54	*34066A	"	1954	38053B
" (Coupé) ..	1951-52	56048A	Panel (ivory) ..	1948-54	*31118A	Ignition ..	1948-54	*31853A
" (Saloon) ..	1951-54	56046A	" (black) ..	1953-54	*31024A	Main beam ..	1950	38052A
Side ..	1951-54	52139E	Roof lamp ..	1948-54	31120B	"	1951-54	*38069A
" (U.S.A.) ..	1948-50	52134A/B	Solenoid, starting motor	1948-49	76022B	Windshield wipers		
" ..	1953-54	*52162B/D	"	1950-54	*76411D	Motor ..	1948-51	*75055K
Stop tail ..	1950	53174B	Solenoid operating	1948-54	31141B	"	1952-54	75152A
" (U.S.A.) ..	1954	53183B	Ivory ..	1953-54	*31394A	Wheelbox ..	1948-54	*72548A/K
Stop tail and reverse	1948-49	*53092B	Black ..	1948-52	31281B	Crosshead and rack assy.		
" ..	1951-54	53175B	Stop lamp ..	1948-50	315543	Cut to 50% ..	1948-54	738499
Tail and flasher (U.S.A.)	1951-53	53174B	Spring ..	1951-52	*31571A	Outer casing		
Mirror ..	1948-50	*62021A	Ventilator control knob	1951-54	325721	Motor to wheelbox ..	1948-54	739858
" ..	1951-54	062577	Water valve control knob	1951-54	325347	Wheelbox to wheelbox	1948-54	739932
Reflex reflector ..	1950	65424B	Windshield wiper	1948-50	*31108A	End tube ..	1948-54	740031
Starting motor ..	1948-49	*255378	Knob ..	—	315061	Arm, left hand ..	1948-54	*737588
" ..	1950-54	25521B/D	Knob (ivory) ..	1951-54	*31261A	" right hand ..	1948-54	*737428
Steering column control	1948	*32740A	Windshield wiper ..	—	315061	Blade ..	1948-49	*737433
ditto ..	1949-50	32796B	Knob (ivory) ..	—	315061	" .. Later	1949-53	*738719
ditto ..	1951-53	32832B	" (black) ..	—	315069	"	1953-54	738724
ditto (ivory) ..	1954	32906A						
ditto (black) ..	1954	32885A						

SWALLOW COACHBUILDING 'Doretti' 1954-55

Ammeter ..	1954-55	36174A	LAMPS—continued			SWITCHES—continued		
Battery ..	1954-55	GT9A	Head, Export U.S.A. and	1954-55	51533A	Stop lamp ..	1954-55	31082B
Coil, ignition	1954-55	*45012A/D	Canada ..	1954-55	53093E	Windshield wiper	1954-55	*31389A
Control box ..	1954-55	*37138B	Number plate illumination	1954-55	*52162D	Knob ..	—	317530
Distributor ..	1954-55	*40365A/D	Side ..	1954-55	53178D	Warning lights		
Flasher unit ..	1954-55	*35003A	Stop tail ..	1954-55	25541D	Flasher ..	1954-55	38068A
Flasher relay ..	1954-55	33117A	Starting motor ..	1954-55	32933A	Ignition ..	1954-55	38059A
Fuse box ..	1954-55	033240	Steering column control ..	1954-55		Windshield wipers		
Generator ..	1954-55	22258D				Motor ..	1954-55	75150A
Horn			SWITCHES			Wheelbox ..	1954-55	72629A/D
Low note ..	1954-55	*69011F/J	Dipper ..	1954-55	31284A	Crosshead and rack assy.		
High note ..	1954-55	*69012F/J	Ignition ..	1954-55	31403A	Cut to 29½" ..	1954-55	738764
Horn relay ..	1954-55	33135A	Lighting ..	1954-55	*31251A	Outer casing		
			Knob ..	—	316129	Motor to wheelbox ..	1954-55	739833
LAMPS			Panel ..	1954-55	*31419A	Wheelbox to wheelbox	1954-55	*739971
Head, Home			Knob ..	—	317532	End tube ..	1954-55	740031
R.H.D., dip left	1954-55	51538A	Solenoid, starting motor	1954-55	*76411D	Arm, left hand ..	1954-55	742145
Head, Export			Solenoid operating	1954-55	31253A	" right hand ..	1954-55	742144
R.H.D., dip left	1954-55	51538A	Knob ..	—	326345	Blade ..	1954-55	738724

TIPPEN, FRANK Invalid Carriage 1955-56 and 1960

Battery ..	1955-56	SLG11E	LAMPS—continued			SWITCHES—continued		
Flasher unit ..	1955-56	*35005A	Side and flasher ..	1955-56	52244B	Panel light ..	1960	*31851A
" ..	1960	35020A	Stop tail and number plate	1955-56	53432B	Stop lamp ..	1960	*31437B
Fuse box ..	1955-56	033283	SWITCHES			Warning lights		
" ..	1960	033283	Dipper ..	1955-56	31561B	Flasher ..	1960	54360193
Horn ..	1955-56	*70092B	" ..	1960	31743D	Ignition ..	1960	54360102
			Horn push and dipper ..	1955-56	31438B	Reverse ..	1960	54360192
LAMPS			Lighting ..	1960	31563D	Windshield wipers		
Flasher, front ..	1960	52337A	" ..	1955-56	*31432A	Motor ..	1955-56	*75121A
Head ..	1955-56	51769A	" ..	1960	31788B	Arm ..	1955-56	735065
Panel ..	1960	52405B				Blade ..	1955-56	727803

TORNADO 'Typhoon' 1959-60 (Special Lucas Kit)

Ammeter ..	1959-60	36123A	SWITCHES			Warning light (ignition) ..		
Flasher unit ..	1959-60	35010A	Flasher ..	1959-60	*31635B	1959-60 54360102		
Fuse box ..	1959-60	033239	Horn push and dipper ..	1959-60	31262B	Windshield wipers		
Horn ..	1959-60	69046F	Ignition ..	1959-60	31403H	Motor ..	1959-60	75297E
			Lighting ..	1959-60	*31251D	Wheelbox ..	1959-60	72693D
LAMPS			Knob ..	—	316154	Crosshead and rack assy.	1959-60	743235
Flasher, front and rear	1959-60	52337A	Panel ..	1959-60	*31557A	Outer casing		
Head ..	1959-60	51592H	Knob ..	—	54331172	Motor to wheelbox ..	1959-60	54711270
Number plate illumination	1959-60	53093H/J	Stop lamp ..	1959-60	31281B	Wheelbox to wheelbox	1959-60	54711271
Stop tail ..	1959-60	53564A/D	Spring ..	—	315543	End tube ..	1959-60	740746
Reflex reflector ..	1959-60	57052A	Windshield wiper	1959-60	*31515A	Arm ..	1959-60	54711536
			Knob ..	—	312865	Blade ..	1959-60	54711281

* See Supersession Chart

R.H.D. .. Right hand drive

Note. Before ordering Steering Column Controls refer to the detailed parts section (P)



TRIUMPH '1800' (18T and 18TR) Saloon and Roadster 1946-48

Unit	Year	Part No.	Unit	Year	Part No.	Unit	Year	Part No.
Battery	1946-48	SG11A	Steering column control			Windshield wipers— <i>cont'd</i>		
Coil, ignition	1946-48	*45012B	Home			Bracket, with shaft and coupling	1946-48	734747
Control box	1946-47	*37031B	Saloon (beige)	1946-48	32714K	Shaft, short	1946-48	737243
"	Later	*37055A	" (grey)	1946-48	32742E	Coupling	1946-48	729036/S
Distributor	1946-48	40074A/F	Roadster (beige)	1946-48	32719H	Link, primary	1946-48	737166
Generator	1946-48	22449A	" (grey)	1946-48	32744E	" secondary	1946-48	737167
Horn			Export			Grommet, housing	1946-48	729313
Low note (Saloon)	1946-48	*69021A	Saloon (beige)	1946-48	32728F	" scuttle	1946-48	729378
" (Roadster)	1946-48	*69019A	" (grey)	1946-48	32743D	Arm	1946-48	*735078
High note (Saloon)	1946-48	*69022A	Roadster (beige)	1946-48	32729A	Blade	1946-48	727759
" (Roadster)	1946-48	*69020A	" (grey)	1946-48	32745E			
Junction box (Roadster)	1946-48	78266A				Windshield wipers (Roadster)		
LAMPS			SWITCHES			Motor	1946-48	†75066A
Head, Home			Ignition and lighting	1946-48	*34016B	Clutch housing		
R.H.D., dip left (L.H.)	1946-48	50540B	Panel	1946-48	*31067B	With switch	1946-48	737065
" non-dip (R.H.)	1946-48	50541B	"	1948	*31072A	Less switch	1946-48	737066
Head, Export			Reverse lamp	1946-48	*31077D	Centre	1946-48	737266
Vertical dip (L.H.)	1947-48	50542B	Solenoid, starting motor	1946-48	76022B	Bracket, with shaft and coupling	1946-48	734476
" (R.H.)	1947-48	50543B	Solenoid operating	1946-48	*31066B	Shaft, short	1946-48	737243
Number plate illumination (Saloon)	1946-48	*53074B	Trafficators (Saloon)	1946-48	*539731	Coupling	1946-48	729036/S
(Roadster)	1946-48	*53064A	" (Roadster)	1947-47	*539669	Link, primary	1946-48	737067
Side	1946-48	*52042A	"	1947-48	*539694	" secondary	1946-48	737071
Mirror	1947-48	*62008A	Warning light (ignition)	1947-48	*318612	Grommet, housing	1946-48	735349
Starting motor	1946-48	*255986	Windshield wipers (Saloon)			" scuttle	1946-48	729378
			Motor	1946-48	†75066A	Arm	1946-48	*735050
			Clutch housing	1946-48	737357	Blade	1946-48	727707

TRIUMPH '2000' Saloon and Roadster 1949

Battery	1949	SG11A	Starting motor	1949	25526J	Windshield wipers— <i>cont'd</i>		
Coil, ignition	1949	*45012B	Steering column control	1949	32805E	Link, primary	1949	737166
Control box	1949	37065E	ditto	Later	32806E	" secondary	1949	737167
Distributor	1949	*40144A/B & D				Grommet, housing	1949	729313
"	Later	*40201A	SWITCHES			" scuttle	1949	729378
Generator	1949	*22250A	Foglamp	1949	31201B	Arm	1949	*735078
"	Later	*22250E/F	Knob	—	314026	Blade	1949	727759
Horn			Ignition and lighting	1949	*34016B	Windshield wipers (Roadster)		
Low note (Saloon)	1949	*69021A	Panel	1949	*31072A	Motor	1949	†75066A
(Roadster)	1949	*69019A	Reverse lamp	1949	*31077D	Clutch housing	1949	737357
High note (Saloon)	1949	*69022A	Solenoid, starting motor	1949	*76411D	Centre	1949	737266
(Roadster)	1949	*69020A	Solenoid operating	1949	*31066B	Bracket, with shaft and coupling	1949	734476
Junction box	1949	78266A	Trafficators (Saloon)	1949	*54018D	Shaft, short	1949	737243
LAMPS			" (Roadster)	1949	*54023D	Coupling	1949	729036/S
Head, Home			Warning light (ignition)	1949	*318612	Link, primary	1949	737067
R.H.D., dip left (L.H.)	1949	50540B	Windshield wipers (Saloon)			" secondary	1949	737071
" non-dip (R.H.)	1949	50541B	Motor	1949	†75066A	Grommet, housing	1949	735349
Head, Export			Clutch housing			" scuttle	1949	729378
Vertical dip (L.H.)	1949	50542B	With switch	1949	*737176	Arm	1949	*735050
" (R.H.)	1949	50543B	Less switch	1949	*737177	Blade	1949	727707
Number plate illumination (Saloon)	1949	*53074B	Bracket, with shaft and coupling	1949	734747			
(Roadster)	1949	*53064A	Shaft, short	1949	737243			
Side	1949	*52092A	Coupling	1949	729036/S			

TRIUMPH 2-seater Sports 1954: TR2 1955-56: TR3 1956-60

Ammeter	1954-59	36174A	Horn			LAMPS— <i>continued</i>		
"	1960	36264A	Low note	1954-55	*69011F/J	Head, Export Europe (except countries listed)	1954-55	51339A
Battery	1954-57	GT9A	"	1956-60	69046A/F	ditto	1956-57	51339B/H
"	1958-60	BT9A	High note	1954-55	*69012F/J	ditto	1958	50967A
Bulb holder, panel light	1955-60	39007A	"	1956-60	69047A/F	ditto	1959-60	58265B
Bulb	—	987				Head, Export France	1954	51341A
Coil, ignition	1954-56	*45012D	LAMPS			"	1955	51342A
"	1957-59	*45054H/J	Flasher, rear (Holland)	1957	53504A	"	1956-57	51342B/D
"	1960	45102E	"	1958-60	52337A	"	1958	*50966A
Control box	1954-55	*37138B	" (N.A.D.A.)	1958-60	53600A/D	"	1959-60	58261A
"	1956-59	37182A/H	Head, Home			Head, Export Switzerland	1954-57	51535A
"	1960	37283D	R.H.D., dip left	1954-55	51336A	"	1958	58203A
"	Later	37290D	ditto	1956-57	51336B/J	"	1959-60	58266B
Distributor	1954-56	*40403A/D	ditto (alternative)	1954-57	51546A	Head, Export Norway and Sweden	1954-55	*51536A/D
"	Later	*40480A	ditto	1958	58188A	ditto	1955-57	51536B
"	1957-58	*40480B/E	ditto	1959-60	58181A	ditto	1959-60	58264B
"	1959	*40480F	Head, Export			Head, Export U.S.A. and Canada	1954-57	51509A/H
"	1960	40698A	R.H.D., dip left	1954-55	51336A	ditto	1958	50811A
"	Later	40698B	ditto	1956-57	51336B/J	ditto	1959-60	58412A
Flasher unit	1954-56	*35003A	ditto (alternative)	1954-57	51546A	Number plate (Holland)	1957	53093H
"	1956-59	35010A	ditto	1958	50941A	"	1958-60	53093H/J
"	1960	35020A	L.H.D., dip right	1954-55	58260A/D			
Fuse box	1954-59	033240	"	1956-57	*51337A & B			
"	1960	033283	"	1958	*51337D/E			
Generator	1954-55	22258D	"	1959-60	50973A			
"	1956-59	22258E/F	"		58263B			
"	1960	22700D	"					
" (temporary alternative)	1960	22704A	"					

* See Supersession Chart † No longer available—refer to Wiper Conversion Set Section N.A.D.A. . . North American Dollar Area
L.H. . . Left hand R.H. . . Right hand L.H.D. . . Left hand drive R.H.D. . . Right hand drive

Note. Before ordering Steering Column Controls refer to the detailed parts section (P)



TRIUMPH 2-seater Sports 1954: TR2 1955-56: TR3 1956-60—continued

Unit	Year	Part No.	Unit	Year	Part No.	Unit	Year	Part No.
Side and flasher	1954	*52162D	SWITCHES—continued			Windshield wipers— <i>cont'd</i>		
" " " "	1955-57	52240A/B	Solenoid, starting motor	1954-59	*76411D/E	Crosshead and rack assy.		
" " " "	1958-60	52338A	ditto	1960	*76465A	2-speed wiper		
Stop and number plate ..	1955-57	*53398A/B	ditto Later	1960	*76445A	Cut to 35 $\frac{1}{2}$ "*	1955-56	741263
Stop tail	1954	53318A	Solenoid operating ..	1954-60	31253A/E	2-speed wiper		
" (Holland)	1957	53330D	Knob	1954	326345	Cut to 42 $\frac{1}{2}$ "*	1958-60	744256
" " " "	1958-60	53330D	Stop lamp	1955-60	317379	Outer casing		
Stop tail and number plate	1954	53244B/D	" " " "	1954-59	31082B/E	Motor to wheelbox ..	1954-56	739870
ditto (Holland)	1955-56	53395A	" " " "	1960	31882A	ditto	1957-60	744306
Tail and flasher	1955-57	53330D	Windshield wiper ..	1954-60	*31419A	ditto (2-speed wiper)	1955-56	745170
Rear reflector	1954	65424A	Knob	—	317530	Wheelbox to wheelbox	1954-56	739937
Sleeve, Lucas connector			2-speed, when fitted ..	1955-57	*31427A	ditto	1957-60	744307
14 amp.	1960	54190042	2-speed	1958-60	31568D/F	ditto (2-speed wiper)	1955-56	745168
35 amp.	1960	54190043	Knob	1955-60	*318168	End tube	1954-56	740031
Starting motor	1954	25541D & E	Warning lights			" " (2-speed wiper)	1957-60	740746
" " " "	1955-59	25541F/H	Flasher	1956-60	38068A	Ferrule, casing retaining	1955-60	740715
" " " "	1959-60	25550A	Ignition	1954-55	*319081	Arm, left hand drive ..	1954	*737808
Steering column control			" " " "	1956-60	*38065A	" " " "	1955-56	742147
Fixed	1954-60	32903A/B	" " " "	1954-55	*319082	" " " "	1957	745083
Telescopic (alternative)	1957-60	32930A	Main beam	1954-55	*319082	left hand	1958-60	745083
SWITCHES			" " bulb holder	1958-60	554734	right hand drive ..	1954	737575
Dipper	1954-60	31284A/D	Bulb	—	987	" " " "	1955-56	742146
" " " "	1960	31800A	Windshield wipers			" " " "	1957	745082
Heater (when fitted) ..	1955-59	*78262B	Motor	1954-56	75150A	right hand	1958-60	745082
Knob	—	768473	" " " "	1957	*75200D	2-speed wiper	1955-56	*741456
Heater	1960	78362A	" " " "	1958-59	75296B	Blade	1954	741543
Knob	—	5433208E	" " " "	1960	75371A/B	" " " "	1955-60	737681
Ignition	1954-60	*31449A/E	" (2-speed, alternative)	1955-56	*75199D	Overdrive equipment		
Lighting	1954-56	31444B	" " " "	1958-60	75309A/B	(optional)		
" " " "	1957-60	*31420A/D	Wheelbox	1954-56	72629A/D	Relay	1955-60	33157A/D
Knob	1954-60	316129	" " " "	1957-60	72686A/B	" " " "	1960	33213A
Panel	1954-59	*31419A	" (2-speed wiper)	1955-56	72639D	Switches		
Knob	—	317532	Crosshead and rack assy.			Control	1955	*31419A
Panel rheostat	1960	78359A	Cut to 31 $\frac{1}{2}$ "	1954	738764	" " " "	1956-60	*31485A
Knob	—	54332327	" " 34 $\frac{1}{2}$ "	1955-56	736177	Gear lever or interrupter	1955-60	*31077E
Reverse lamp	1954	*31077D	" " 38 $\frac{1}{2}$ "	1957-60	743235	Solenoid, transmission		
						gear	1955-56	*76505A
						ditto	1957-60	*76507A

TRIUMPH 'Mayflower' 1950-53

Battery	1950-53	GT7A	LAMPS—continued			SWITCHES—continued		
Coil, ignition	1950-53	*45020B	Head, Export Europe			Panel	1950-53	31114A
Control box	1950-52	*37048E	(not France)	1950-51	*B50835A	Knob	—	315215
" " " "	1952-53	*37138B	ditto Later	1951-52	*50968A	Starting motor	1950-53	76423A
Distributor	1950-53	40232A/B	ditto	1952-53	*51011A	Coupling	—	764428
Fuse box	1950-52	37134A	Head, Export France ..	1950-52	*50837A	Stop lamp	1950-53	31082B
" " " "	1952-53	033240	" " " "	1953	*51329A	Windshield wiper ..	1950-53	31113A
Generator	1950-52	*22250F	Head, Export U.S.A. ..	1950-52	*50795B	Knob	—	315121
" " " "	1953	22258D	" " " "	1953	*51012A	Trafficators	1950-53	*54039A
Horn			Number plate illumination			" " " "	1953	54044D
Low note	1950-53	*69011F	1950	53101E	Warning lights			
High note	1950-53	*69012F	1951-53	53093E	Ignition	1950-53	38048A	
LAMPS			Side	1950-53	52139B	Bezel	—	304862
Head, Home			Stop tail	1950	53178D	Main beam	1950-53	38052A
R.H.D., dip left (L.H.)	1950-51	*50835A	" " " "	1951-53	53211H/J	Windshield wipers		
" non-dip (R.H.)	1950-51	*50836A	Panel light bulb holder	1950-53	39007A	Motor	1950	*75064J
dip left			" " " "	1950-53	39010A	" " " "	1951	*75064K
(L.H. and R.H.) Later	1951-53	*51010A	Starting motor	1950-52	25034A/B	" " " "	1952-53	75145A
Head, Export			" " " "	1952-53	25022A/L	Wheelbox	1950-53	72616A
R.H.D., dip left ..	1950-51	*50835A	Steering column control	1950-53	32827L	Crosshead and rack assy.		
" " " "	1950-51	*A50835A	Suppressor	1951-53	78105A	Cut to 36 $\frac{1}{2}$ "	1950-53	736177
L.H.D., dip right ..	1951-52	*50795B	SWITCHES			Outer casing		
" " " "	1952-53	*51012A	Dipper	1950-53	31284A	Motor to wheelbox ..	1950-53	739870
			Heater or fan	1950-53	*31202A	Wheelbox to wheelbox	1950-53	*739978
			Knob	—	316221	End tube	1950-53	740031
			Ignition and lighting ..	1950-53	31194A	Arm	1950-53	*737525
			Knob	—	316276	" left hand drive ..	1953	*737526
			Interior light	1950-53	31114A	Blade	1950-53	727759
			Knob	—	315215			

TRIUMPH 'Renown' 1950-54

Ammeter	1953-54	36173A	Horn			LAMPS—continued		
Battery	1950-54	GT9A	Low note	1950-54	*69011F	Head, Export Europe		
Coil, ignition	1950-54	*45012A/D	High note	1950-54	*69012F	(not France)		
Control box	1950-52	37065E	Junction box	1952-54	78266A	Left hand	1950-54	*B50892A
" " " "	1952-54	*37138B	LAMPS			Right hand	1950-54	*B50894A
Distributor	1950-53	*40201A/B	Head, Home			Number plate illumination	1950-54	*53074B
" " " "	1953-54	*40365A	R.H.D., dip left (L.H.)	1950-54	*50892A	Side	1950-54	*52092A
Fuse box	1952-54	033240	" non-dip (R.H.)	1950-54	*50893A	Panel light bulb holder	1950-53	39015A
Generator	1950-52	*22250F	Head, Export			Starting motor	1950-52	25526A/J
" " " "	1952-54	22258D	R.H.D., dip left (L.H.)	1950-54	*50892A	" " " "	1953-54	25541A/D
			" " " "	1950-54	*50894A	Steering column control	1950-54	32828K
			L.H.D., dip right (L.H.)	1950-54	*A50892A	Suppressor	1951-53	78114A
			" " " " (R.H.)	1950-54	*A50894A			

* See Supersession Chart † No longer available—refer to Wiper Conversion Set Section L.H. .. Left hand R.H. .. Right hand
L.H.D. .. Left hand drive R.H.D. .. Right hand drive

Note. Before ordering Steering Column Controls refer to the detailed parts section (P)



TRIUMPH 'Renown' 1950-54—continued

Unit	Year	Part No.	Unit	Year	Part No.	Unit	Year	Part No.
SWITCHES			SWITCHES—continued			Windshield wipers—cont'd		
Boot	1950-54	*31222A	Solenoid operating ..	1950-54	31115A	Wheelbox	1950-51	72616A
Dipper	1950-54	31284A	Knob	1950-54	*317326	"	1952-54	72592A/K
Heater or fan ..	1950-54	*78262A	Stop lamp	1950-54	31082B	Crosshead and rack assy.		
Knob	—	768473	Windshield wiper ..	1950-54	31113A	Cut to 36 1/2" ..	1950-51	736177
Ignition	1950-54	31187D	Knob	1950-54	*316475	" .. 42 3/8" ..	1952-54	736307
Interior	1950-54	31114A	Trafficators	1950-54	*54039A	Outer casing ..		
Knob	—	*315239	" Later	1954	54044D	Motor to wheelbox ..	1950-54	739870
Lighting	1950-54	31114A	Warning light (ignition) ..	1950-54	38048A	Wheelbox to wheelbox	1950-51	*739978
Knob	—	*315236	Bezel	—	304084	"	1952-54	*739956
Panel	1950-54	31114A	Windshield wipers			End tube	1950-54	740031
Knob	—	*315239	Motor	1950	*75064J	Arm	1950-52	*737600
Reverse lamp ..	1950-54	*31077D	"	1951	*75064K	" Later	1952-54	*737453
Solenoid, starting motor	1950-54	*76411D	"	1952-54	75145A	Blade	1950-52	727759
			"			" Later	1952-54	741543

TRIUMPH 'Herald' 1959-60

Battery	1959-60	BT7A	LAMPS—continued			SWITCHES—continued		
Bulb holder, panel light ..	1959-60	54944812	Head, Export N.A.D.A.	1959-60	58469A	Panel (N.A.D.A.) ..	1959-60	*31419A
"	1959-60	554734	Number plate illumination			Knob	—	54331118
Bulb	1959-60	987	and boot	1959-60	53786A/B	Solenoid, starting motor	1959-60	*76465A
Coil, ignition	1959-60	45111A/D	ditto Later	1960	53093J	ditto Later	1960	76464A
Control box	1959-60	37283B/D	ditto (N.A.D.A.) ..	1960	53836B	Stop lamp	1959-60	31882A
Distributor	—	—	Side and flasher ..	1959-60	52312B	Windshield wiper ..	1959-60	*31419A
High compression ..	1959	40637A	ditto (N.A.D.A.) ..	1959	52478A	Knob	—	54330878
Low compression ..	1960	40637B & D	ditto ditto ..	1960	52493B	Knob (heater) ..	—	54330883
"	1959	*40658A	Stop tail and flasher ..	1959-60	53772A/B	" (screen, car) ..	—	54330882
"	1960	*40658B & D	ditto (N.A.D.A.) ..	1959-60	53816A/B			
Twin carburettors ..	1959	40638A	Reflex reflector ..	1959-60	57111A	Warning lights		
"	1960	40638B & D	" .. (Switzerland)	1960	57079A	Flasher	1959-60	*54360247
Flasher unit	1959-60	35020A	Sleeve, Lucas connector			" Later	1960	*54360552
Fuse box	1959-60	033283	14 amp	1959-60	54190042	Bulb holder ..		
Generator	1959-60	*22297A	35 amp	1959-60	54190043	Flasher	1959-60	863511
" Later	1960	22700D	Starting motor	1959	25022M	Ignition and oil ..	1959-60	863511
" (alternative) ..	1960	*22704A	" Later	1959-60	25022N/Q	Main beam	1959-60	554734
Horn	—	—	Steering column control ..	1959-60	33540A	Bulb	—	987
Low note	1959-60	69087A	Brush	1959-60	54300325			
High note (optional) ..	1959-60	69090A	Slip ring (serviced by Triumph)	1959-60	38268A	Windshield wipers		
Horn relay (when twins fitted)	1959-60	33188A				Motor	1959	75371A
						"	1960	75371B
LAMPS			SWITCHES			Wheelbox	1959-60	72722A
Head, Home	—	—	Dipper (N.A.D.A.) ..	1959-60	31800A	Crosshead and rack assy.		
R.H.D., dip left ..	1959-60	58319A/B	Flasher	1959-60	31867D	Cut to 35 3/8" ..	1959-60	743221
Head, Export	—	—	Headlamp (N.A.D.A.) ..	1959-60	31874A/D	Outer casing ..		
R.H.D., dip left ..	1959-60	58319A/B	Heater	1959-60	31909A	Motor to wheelbox ..	1959-60	54710692
L.H.D., dip right ..	1959-60	58327A/B	Ignition	1959-60	31543B/E	Wheelbox to wheelbox	1959-60	54710693
Head, Export Europe (except countries listed)	1959-60	58330A/B	Lighting			End tube	1959-60	740746
Head, Export France ..	1959-60	58329A	Left hand drive (except N.A.D.A.) ..	1959-60	31961A/B	Ferrule, casing retaining	1959-60	740715
Head, Export Switzerland ..	1959-60	58331A/B	Right hand drive ..	1959-60	31855A/E	Arm, left hand drive ..	1959	741845
Head, Export Norway and Sweden ..	1959-60	58332A/B	Lighting master and panel	1959-60	*31420A/D	" .. right hand drive ..	1959	54711558
			ditto Later	1960	31952A	"	1960	54711557
			Knob	1959-60	54330880	Blade	1959-60	737897

TROJAN 15 cwt. 'Electrojan' 1951-53

Horn	1951-53	*069399	LAMPS			SWITCH		
Junction box	1951-53	78264A	Head	1951-53	50929A	Horn push and dipper ..	1951-53	*31040E

TROJAN 15/20 cwt. Van (Petrol) 1946-60

Ammeter	1946-51	*369001	Distributor	1946-60	40094A/D	LAMPS		
"	1952	*36151A	Flasher unit	1954-57	*35003A	Head, Home		
"	1953-60	*36117A	"	1958-60	35010A	Vertical dip (L.H.) ..	1946-50	50364B/D
Battery	1946-50	SG11A	"	1954	33117A	Non-dip (R.H.) ..	1946-50	50319B
"	1951-53	GT9A	Flasher relay	1954	33117A	Vertical dip		
"	1954-60	GT11A	Fuse box	1946-50	*385221	(L.H. and R.H.) ..	1951-53	50364B/D
Coil, ignition	1946-58	*45020A/B	"	1951-56	*37137A	Dip left	1954-55	51344A
" Later	1958-60	*45033J/K	"	1957	37257A	"	1956-59	51344B
Control arm	1946-55	31184B	"	1958-60	*37137A	" Later	1959-60	51344D/F
Control box	1946-47	*37031B	Generator	1946-49	22449A	Head, Export Europe (not France) ..	1958-60	51346B
"	1948-49	37031E	"	1950-52	*22250F	Side	1954	52139B
"	1950-53	37057E	"	1952-56	22258D	Side and flasher ..	1954	*52162D
"	1954-55	*37138B/D	" Later	1956-60	22258E/H	"	1955-60	52240B
"	1956-58	37182F/H	"					
"	1959	*37187L	Horn	1946-57	*069399			
"	1960	37307B						



TROJAN 15/20 cwt. Van (Petrol) 1946-60—continued

Unit	Year	Part No.	Unit	Year	Part No.	Unit	Year	Part No.
LAMPS—continued			SWITCHES			Warning lights		
Stop tail and number plate (Export)	1946-54	*53027B	Horn push, dipper and flasher	1956-60	*31094A	Flasher	1955-56	*38013B
Tail and number plate ..	1946-53	*53007B	Ignition and lighting ..	1946-60	*34022B	Ignition	1946-60	*38013B
" " " "	1958	53615A	Panel	1946-50	*314090	Windshield wipers		
Mirror	1952-53	062562	" " " "	1951-60	*31276A	Motor	1946-48	*733068
Panel light bulb holder ..	1952-57	39007A	Starting motor	1946-60	76428A	" " " "	1949-55	*75126A
Bulb	—	987	Stop lamp	1946-60	31281B	" " " "	1956	*75244A
Reflex reflector	1955-60	57047A/D	Trafficator or flasher ..	1946-55	*310396	Arm	1957-60	*75304D
Starting motor	1946-55	*255376	Trafficators	1946-54	*54013B	" " " "	1946-54	*735061
" " " "	1956-60	25551A	" " " "	1954-57	54044D	" " " "	1955-56	*735096
Suppressor	1951-60	78113A	" " " "	Later		Blade	1957	737900
							1958-60	735060
							1946-60	727803

TROJAN 15/20 cwt. Van and Truck (Diesel) 1954-60: 25 cwt. Van, Truck and Bus (Diesel) 1959-60

Ammeter	1954-57	*36117A	LAMPS—continued			SWITCHES—continued		
Battery	1954-60	GT11A	Head, Export Europe (not France)	1958-60	51346B/E	Lighting and main	1954-60	*34022B
" (20 and 25 cwt.) ..	1959-60	BT11A	Number plate illumination (20 and 25 cwt.) ..	1959-60	53101H	ditto (20 and 25 cwt.) ..	1959-60	*31251D
Control arm	1954-55	31184B	Side	1954	52139B	Knob	—	316154
Control box	1954	37065E	Side and flasher	1954	*52162D	Panel	1954-60	*31276A
" " " "	Later	*37138D	" " " "	1955-60	52240B	Solenoid, starting motor ..	1959-60	*76411E
" " " "	1954-55	37182F/H	Stop tail and number plate (Export)	1954	*53027B	Solenoid operating (serviced by C.A.V.) ..	1955-56	1823410
" " " "	1956-58	*37187L	Stop tail and reflex (20 and 25 cwt.) ..	1959-60	53520D	Starter/Heater (20 and 25 cwt.)	1959-60	*31629J
" " " "	1959	37307B	Tail and number plate ..	1958	53615A	Stop lamp	1954-60	31281B
" " " "	1960	78005D	Panel light bulb holder ..	1954-57	39007A	" (20 and 25 cwt.)	1959-60	31082E
Demister (Bus only) ..	1954-57	*35003A	Bulb	—	987	Trafficator	1954	*310396
Flasher unit	1958-60	35010A	Starting motor (serviced by C.A.V.)	1954-56	BS512L66	Trafficators	1954	54044D
Fuse box	1954-56	*37137A	Starting motor	1957-60	26112A/F	Warning lights		
" " " "	1957	37257A	ditto (20 and 25 cwt.) ..	1959-60	26148B	Auxiliary	1954-60	*38013B
" " " "	1958-60	*37137A	ditto	1960	26148D	Flasher	1955-60	*38013B
" " (20 and 25 cwt.) ..	1959-60	37322A	SWITCHES			Windshield wipers		
Generator	1954-56	2258D	Dipper (20 and 25 cwt.) ..	1959-60	31284D	Motor	1954-55	*75126A
" " " "	Later	2258E/F	Heater (Diesel, serviced by C.A.V.)	1955-60	1823420	" " " "	1956	*75244A
Horn	1954-57	*069399	Horn push, dipper and flasher	1956-60	*31094A	" " " "	1957-60	*75304D
			Horn push and flasher (20 and 25 cwt.) ..	1959-60	31974A	Arm	1954	*735061
			ditto	1960	31756F	" " " "	1955-56	*735096
						" " " "	1957	737900
						" " " "	1958	735060
						Blade	1954-58	727803

§ FUEL INJECTION EQUIPMENT

(Perkins P3 Diesel Engine 1954-58)
(Perkins P3-144 Diesel Engine 1958-60)

Unit	Year	Part No.	Unit	Year	Part No.
Fuel pump (P3)	1954-58	BPE3A60S310-3S6318	Governor (P3-144)—continued		
" (P3-144)	1958	BPE3A60S320-3S6432	Later	1958-60	RPE10
" " " "	Later	BPE3A60S320-3S6449	Coupling (P3 only)	1954-58	BZK G31-538
" " " "	1959-60	BPE3A60U320-3S6449	Nozzle holder	1954	BK B35S87
Governor (P3)	1954-56	BEPMZ80A100	" " " "	1955-60	BK B32S630
" (P3-144)	Later	BEPAMZ80A144	Nozzle	1954-60	BDL110S6133
		RPE7	Filter (P3 only)	1954	BFA5P1
			" " " "	1955-57	F2-7

VAUXHALL 10 h.p. 1946-47

Battery	1946-47	SG11E	LAMPS, Head, Home —continued			LAMPS—continued		
Coil, ignition	1946-47	*45014E	R.H.D., dip left (L.H., primer)	1947	*50215D	Side	1946-47	*52052A
Control arm	1946	*310754	" non-dip (R.H., primer)	1947	*50216D	" (primer)	1946-47	*52058A
" " " "	1947	310757	Head, Export			Stop tail and number plate ..	1946-47	*53063B
Control box	1946	*334551	Vertical dip (L.H.)	1947	50219D	ditto (primer)	1946-47	*53066D
" " " "	Later	*37033A	" " (R.H.)	1947	50220D	Mirror	1946-47	*580796
Distributor	1946-47	*410041	" " (L.H., primer)	1947	*50221D	Starting motor	1946-47	*255998
Generator	1946-47	22451A	" " (R.H., primer)	1947	*50222D	SWITCHES		
Horn	1946-47	*70025D				Dipper	1946-47	31284A
LAMPS						Ignition and lighting	1946-47	*34011A
Head, Home						Terminal block	1946-47	*354021
R.H.D., dip left (L.H.)	1946-47	50199D				Trafficators	1946-47	*539732
" non-dip (R.H.)	1946-47	50200D						

* See Supersession Chart § Serviced by C.A.V. Ltd. L.H. .. Left hand R.H. .. Right hand L.H.D. .. Left hand drive R.H.D. .. Right hand drive

Note. Before ordering Steering Column Controls refer to the detailed parts section (P)



VAUXHALL 12 h.p. 1946-47

Unit	Year	Part No.	Unit	Year	Part No.	Unit	Year	Part No.
Battery	1946-47	SG11E	LAMPS, Head, Home			LAMPS—continued		
Coil, ignition	1946-47	*45014A	—continued			Side	1946-47	*52052A
Control arm	1946-47	310757	R.H.D., dip left (L.H., primer)	1947	*50215D	" (primer)	1946-47	*52058A
Control box	1946	*334551	" non-dip (R.H., primer)	1947	*50216D	Stop tail and number plate ditto (primer)	1946-47	*53063B
" " Later	1946-47	*37033A				" " " "	1946-47	*53066D
Distributor	1946-47	*410042				Mirror	1946-47	*580796
Generator	1946-47	22451A				Starting motor	1946-47	*255998
Horn	1946-47	*70025D				" " Later	1947	25515B/D
LAMPS			Head, Export			SWITCHES		
Head, Home			Vertical dip (L.H.)	1946	*50227A	Dipper	1946-47	31284A
R.H.D., dip left (L.H.)	1946	*50217A	" (R.H.)	1946	*50228A	Ignition and lighting	1946-47	*34011A
" non-dip (R.H.)	1946	*50218A	" (L.H.)	1947	50219A/F	Panel	1946-47	*359350
" dip left (L.H., primer)	1947	50199D	" (R.H., primer)	1947	50220D	Starting motor	1946-47	*764236
" non-dip (R.H.)	1947	50200D	" (R.H., primer)	1947	*50221D	Terminal block	1946-47	*354021
						Trafficators	1946-47	*539730

VAUXHALL 14 h.p. 1946-48

Unit	Year	Part No.	Unit	Year	Part No.	Unit	Year	Part No.
Coil, ignition	1946-48	*45039A	LAMPS, Head, Home			LAMPS—continued		
Control box	1946-48	*37031B	—continued			Side	1946-48	*52052A
Distributor	1946-48	*410501	R.H.D., dip left (L.H.)	1947-48	*50555A	" (primer)	1946-48	*52058A
Generator	1946-48	228306	" non-dip (R.H.)	1947-48	*50556A	Stop tail and number plate ditto (primer)	1946-48	*53067B
Horn			" dip left (L.H., primer) Later	1948	*50557A	" " " "	1946-48	*53068B
Low note	1946-48	*69021A	" non-dip (R.H., primer) Later	1948	*50558A	Mirror	1946-48	*580796
High note	1946-48	*69022A				Starting motor	1946-48	*250542
LAMPS			Head, Export			Steering column control	1946-48	323655
Head, Home			Vertical dip (L.H.)	1946	*50235A	SWITCHES		
R.H.D., dip left (L.H.)	1946	*50194A	" (R.H.)	1946	*50236A	Dipper	1946-48	31284A
" non-dip (R.H.)	1946	*50195A	" (L.H., primer)	1946	*50237A	Ignition and lighting	1946-48	*34011A
" dip left (L.H., primer)	1946	*50233A	" (R.H., primer)	1946	*50238A	Panel	1946-48	*359350
" non-dip (R.H., primer)	1946	*50234A	" (L.H.)	1947-48	*50561A	Starting motor	1946-48	*764374
			" (R.H.)	1947-48	*50562A	Terminal block	1946-48	*354021
						Trafficators	1946-48	*539731

VAUXHALL 'Wyvern' 1948-57: 'Velox' 1948-60: 'Cresta' 1955-60: 'Grosvenor' Estate Car and 'Dormobile' 1957: 'Friary' Estate Car 1960

Unit	Year	Part No.	Unit	Year	Part No.	Unit	Year	Part No.	
Battery ('Wyvern')	1948-57	GT7A	LAMPS			LAMPS—continued			
" (other models)	1948-60	†GT9A	Boot ('Cresta')	1955-57	53396B	Head, Export France	1960	58231A/E	
Coil, ignition	1948-54	*45012A/D	" ('Velox' and 'Cresta' De Luxe)	1958-60	53396B	Head, Export Austria	1960	58613A	
Control box	1948-52	37065E	Flasher, front	1958	*53503E	Head, Export U.S.A.	1950-52	*50804D	
" " Later	1952-54	*37138B	" " "	1959-60	*53721A	" " " "	1953-54	51337A	
" " " "	1955-59	*37187E/L	" " (Canada)	1959-60	52440B	Number plate illumination	1948-51	53093E	
" " " "	1959-60	37307A/B	Flasher, rear	1956	53503D/E	Bulb	1958-60	53595A	
" " " "	1960	37299B	Left hand	1958	*53645D	" " " "	1952-57	989	
Distributor ('Velox')	1948	*410501	" " " "	1959-60	53718B	Reverse (special orders)	1952-54	53210F/H	
" " " Later	1948-52	40165A/E	Right hand	1959-60	53765A	" " " "	1955-56	52285A	
" " " " "	1952-53	*40297A/D	" " (Canada)	1959-60	53765A	Side	1950-54	52160A	
" " " " "	1953	40290A/D	" " " "	1958	*53644D/E	" " " "	1958	52367A	
" " " " "	1953-54	40290E/K	" " (Canada)	1959-60	53717D/E	" " " "	1959-60	*52412A	
" " " " "	1955-56	40290E/K	Head, Home			Side and flasher	1955	52240A	
" " " " " ('Wyvern')	1957	40464B	R.H.D., dip left (L.H.)	1948-49	50613E	" " " "	1956-57	*52310A	
" " " " " ('Wyvern')	1948	*410042	" non-dip (R.H.)	1948-49	*50614E	Stop tail	1950-51	*53166B	
" " " " " " "	1948-52	40164B	" dip left (L.H.)	1950-51	*50445K	" " " "	1952-56	53218A/B	
" " " " " " "	1953-54	*40289A/J	" non-dip (R.H.)	1950-51	*50446K	" " " "	1958-59	*53642D	
" " " " " " "	1954-55	*40289K	" dip left (L.H. and R.H.)	Later	1951-52	*50954A	" " " "	1960	53702D
" " " " " " "	1956	40463A	ditto	1953-55	51336A	Stop tail and flasher			
" " " " " " "	1956-57	40463B	ditto	1956-60	51336B/J	Left hand	1957	53553B/D	
" " " " " " "	1957	40527A	Head, Export			Right hand	1957	53554B/D	
Flasher unit	1958-60	35011A	R.H.D., dip left	1948-49	50613E	Stop tail and number plate	1948-49	*53118A	
Fuse box	1952-54	033239	" " " " Later	1950-51	*50445K	Reflex reflector	1955-56	57074A	
Generator	1948	*22250A	" " " " " "	1951-52	*50954A	Starting motor	1948	25014A	
" " " " " "	1949-52	*22250F	" " " " " "	1953-55	51336A	" " " " Later	1948-50	25014B	
" " " " " " "	1952-56	22258D	" " " " " "	1956-60	51336B/J	" " " " " "	1951-52	25014D/E	
" " " " " " "	1957-60	22258E/H	L.H.D., dip right	1948-49	A50613E	" " " " " "	1952-57	25022A/K	
" " " " " " "	1960	22700D	" " " " " "	1950-51	*A50445K	" " " " " "	1958-59	25061B	
" " " " " " " (temporary alternative)	Later	22704A	" " " " " "	1951-52	*50804D	" " " " " "	1960	25061E/F	
Horn ('Wyvern')	1948-51	*069213	" " " " " "	1953-55	*51337A & B	Steering column control	1948-49	32762F	
" " " " " " "	1952-55	*69011F/J	" " " " " "	1956-59	*51337D/E	ditto (green)	1950-51	32819E	
" " " " " " "	1948-55	*69011F/J	" " " " " "	1959-60	*51337F/K	ditto (grey)	1950-51	32820E	
" " " " " " "	1956-60	†69046A/F	Head, Export Europe			ditto (brown)	1950-51	32821F	
" " " " " " "	1948-55	*69012F/J	(not France)	1948-49	B50613E	ditto	1952-54	32852F	
" " " " " " "	1956-60	†69047A/F	ditto	1950-51	*B50445K	Horn ring	1958-59	†33316A	
" " " " " " "	1956-60	†69047A/F	ditto	1951-52	*50963A	" " ("Cresta")	1960	†33551A	
Horn relay (when twins fitted)	1956-60	*33116B	ditto	1953-55	51339A	" " ("Velox")	1960	†33552A	
			ditto	1956-60	51339B/H	Motif (black)	1958-59	†397168	
			ditto	1960	58230A/E	" (grey)	1959	†54850019	
						" ("Cresta")	1960	†54300326	
						" ("Velox")	1960	†54300327	

* See Supersession Chart † Suitable replacement after 1954 ‡ Suitable replacement after 1957 § Optional on 'Wyvern' || Serviced by Vauxhall continued
 ¶ Serviced by Lucas L.H. ... Left hand R.H. ... Right hand L.H.D. ... Left hand drive R.H.D. ... Right hand drive
 Note. Before ordering Steering Column Controls refer to the detailed parts section (P)



VAUXHALL 'Wyvern' 1948-57: 'Velox' 1948-60: 'Cresta' 1955-60: 'Grosvenor' Estate Car and 'Dormobile' 1957: 'Friary' Estate Car 1960—continued

Unit	Year	Part No.	Unit	Year	Part No.	Unit	Year	Part No.
SWITCHES			SWITCHES—continued			Terminal block	1955	305436
Courtesy	1957	31663A	Lighting	1948-51	*31159A	Trafficators	1949	*54017B
Dipper	1948-50	31284A	Knob	—	315031	"	1950-51	*54040A
"	1955-57	31284A	Lighting	1958-60	*31772A/D	" Later	1951-52	*54048A
Direction indicator ..	1958-60	†31647D/F	Mercury ('Friary') ..	1960	31942A	"	1952-54	*54049A
Heater	1956-57	78216B	Panel	1948-51	31161A	Laycock de Normanville overdrive equipment (optional)		
Knob	—	768473	Solenoid, starting motor ..	1953-54	*78278A	Relay	1960	33213B
Ignition	1951	*31163A	Starting motor	1958-60	*76411E	Switches		
"	1952-54	31187D	" Later	1948-51	76412E	Gear	1960	*31824A
"	1955	*31484A	"	1951-52	76423A	Overdrive	1960	34305A
"	1956-57	*31534A	"	1952-53	*76431B	Solenoid	1960	*76517B
Instrument bezel ..	—	—	"	1954	76438A			
Black	1958-59	†305728A	"	1955-57	76423A			
Charcoal grey ..	1958-60	†305729A	Coupling	—	76442E			
Green	1960	†54360394	Stop lamp	1953-54	31082B			
Brown	1960	†54360395	"	1955-57	31486A			
			"	1958	31692A			
			"	1959-60	31865A			

VAUXHALL 'Victor' 1958-59: Series II 1960: 'Envoy' Station Wagon (Export Canada only) 1960

Battery	1958-60	BT7A	LAMPS, Head, Export ..	—	—	Steering column control ..	1958-59	†333060
Control box	1958-59	37187L	—continued	1958-60	58097B/K	Horn ring	1960	†33555A
" Later	1960	37307A/B	L.H.D., dip right	1960	58434A/B	"	1958-60	†3397155
Flasher unit	1958-60	35011A	Head, Export Europe ..	1958-60	58098B/K	SWITCHES		
Generator	1958-60	22258F/H	(not France)	1960	58435A/B	Courtesy	1958	31663A
" (temporary alternative)	1960	22700D	ditto Later	1960	58120B/H	Direction indicator ..	1958-60	†31647D/F
Horn	1958-60	22704A	ditto	1960	58436A/B	Lighting	1958-60	31662A/E
Low note	1958-60	*\$69083B	Head, Export France ..	1958-60	58437A/B	Bezel	—	317535
High note (De Luxe) ..	1958-60	*\$69084B	" Later	1960	58438A/B	Knob	—	313667
Horn relay (De Luxe) ..	1958-60	*33116B	Head, Export Austria ..	1960	58612A	Rubber cushion	—	312777
LAMPS			Head, Export U.S.A. ..	1958-60	58163A/F	Mercury (rear door, Station Wagon) ..	1960	31942A
Flasher, rear	1958-60	53607E/F	" Later	1960	58440A	Solenoid, starting motor ..	1958-60	*76411E
" (U.S.A.) ..	1958-60	53688A	Number plate illumination ..	1958-60	53595A	Stop lamp	1958-59	31638A
Head, Home	1958-60	58096B/L	Side and flasher	1958-59	52352E	"	1960	31959A
R.H.D., dip left ..	1960	58433A/B	Left hand	1959-60	52409A	Newton Bennet Clutch (optional)		
Head, Export	1958-60	58096B/L	Right hand	1958-59	52351E	Relay	1958-59	33196A
R.H.D., dip left ..	1960	58433A/B	Stop tail	1959-60	52439A	Switches	1958-59	31778A
" Later	1960	58433A/B	" (U.S.A.) ..	1958-60	53599E/F	Choke	1958-59	31778A
			Starting motor	1958-59	25061B	Starter inhibitor	1958-59	31504D
			"	1960	25061E/F			

VERNON'S INDUSTRIES Invalid Carriage 1951-54

Battery	1951-54	PUW7E	LAMPS	1951-54	51076A	SWITCHES		
Horn	1951-54	*70001D	Head	1951-54	*A52105A	Dipper	1951-54	*31278A
Horn push	1951-54	76210A	Side	1951-54	*A53140B	Lighting	1951-54	31268B
Junction box	1951-54	78266A	Stop tail and number plate ..	1951-54				

VICTOR ELECTRIC Battery Vehicle 1951-55

Horn	1951-55	*069213	LAMPS—continued ..	1952-55	52102A	Windshield wipers—cont'd		
Horn push	1951-55	76205A	Side	1952-55	*53041B	Arm	1951-54	*735049
LAMPS	1952-55	*50974A/B	Tail and number plate ..	1952-55		"	1955	735065
Head	1952-55		Windshield wipers	1951-55	*75120A	Blade	1951-54	727802
			Motor			"	1955	727803

WALES & EDWARDS 1 ton Electric Van 1953-55

Fuse box	1953-55	*37131A	LAMPS	1953-55	52034A	Warning light	1955	38134A
Horn	1953-55	*069213	Side	1953-55	*53241B	Windshield wipers		
Horn push	1953-55	31272A	Tail and number plate ..	1953-55		Motor	1953-55	*75120A
Junction box	1953-55	78264A	SWITCH	1953-55	*31276A	Arm	1953-55	*735061
"	1953-55	78265A	Lighting			Blade	1953-55	727803

* See Supersession Chart † Serviced by Vauxhall ‡ Serviced by Lucas § Suitable replacement after 1958 ¶ 'Super' only in 1960
L.H.D. ... Left hand drive R.H.D. ... Right hand drive

Note. Before ordering Steering Column Controls refer to the detailed parts section (P)



WESSEX INDUSTRIES Delivery Van 1952-55

Unit	Year	Part No.	Unit	Year	Part No.	Unit	Year	Part No.
Ammeter	1952-55	36084F	Horn			SWITCH		
Battery	1952-55	GU11E	Low note	1952-55	*70001D	Lighting	1952-55	34065A
Control box	1952-53	37097B	Horn push	1952-55	76204A	Windshield wipers		
" Later	1953-55	*37127F/K	LAMPS			Motor	1952-55	*75121A
Generator	1952	*20009A	Side	1952-55	*A52003A	Arm	1952-55	*735049
" Later	1952-55	*20009B/F	Tail and number plate	1952-54	*A53140A	Blade	1952-55	727802
			"	1955	53256A			

WOLSELEY 8 h.p. 1946-48

Ammeter	1946-48	*364634	LAMPS—continued			Trafficators	1946-47	*539670
Battery	1946-48	SG13E	Side	1946	52057A	"	1948	*54011B
Coil, ignition	1946-48	*45016D	"	1947-48	*52029A	Windshield wipers		
Control box	1946-47	*37033A	Stop tail and number plate	1946-48	*53029A	Motor	1946-48	†75065A
"	1948	37081H	Mirror	1946-48	*620708	Clutch housing	1946-48	735471
Distributor	1946-48	*409642	Starting motor	1946-47	*250405	Bracket, with shaft and coupling	1946-48	734747
Generator	1946-48	*228365	" Later	1947-48	*25001A/B	Shaft, short	1946-48	737243
Horn	1946-48	069343	SWITCHES			Coupling	1946-48	729036/S
Junction box	1946-48	78264A	Dipper	1946-48	*360020	Link, primary	1946-48	737285
LAMPS			Ignition and lighting	1946-48	*344889	" secondary	1946-48	735501
Head, Home			Panel	1946-48	*314631	Grommet, housing	1946-48	733874
R.H.D., dip left (L.H.)	1946	*50250A	Starting motor	1946-48	*764401	" scuttle	1946-48	729378
" non-dip (R.H.)	1946	*50251A	Adaptor plate	—	78275A	Arm	1946-48	*735050
" dip left (L.H.)	1947-48	50146D	Stop lamp	1946-48	31281B	Blade	1946-48	727707
" non-dip (R.H.)	1947-48	50147D	Spring	—	*315737			

WOLSELEY 10 h.p. 1946-48

Ammeter	1946-48	*369283	LAMPS—continued			Trafficators	1946-47	*539733
Battery	1946-48	SLG11A	Number plate illumination	1946-47	*53064A	"	1948	*54017B
Coil, ignition	1946-48	*45020A/B	"	1948	*53111A	Warning light (ignition)	1946-47	*318612
Control box	1946-47	*37031B	Side	1946-48	52057A	"	1948	*318534
"	1948	37057E	Starting motor	1946-48	*255378	Windshield wipers		
Distributor	1946-48	*409615	SWITCHES			Motor	1946-48	†75066A
Generator	1946-48	22449A	Dipper	1946-48	31284A	Bracket, with shaft and coupling	1946-48	734625
Horn	1946-48	069344	Ignition and lighting	1946-48	*344851	Shaft, short	1946-48	737243
Junction box	1946-48	78266A	Panel	1946-48	*768379	Coupling	1946-48	729036/S
"	1946-48	78264A	Knob	—	768378	Link	1946-48	734787
LAMPS			Reverse lamp	1946-48	*31077D	Grommet, housing	1946-48	734652
Head, Home			Solenoid, starting motor	1946-48	76022B	" scuttle	1946-48	729378
R.H.D., dip left (L.H.)	1946-48	*50087D	Solenoid operating	1946-48	*317089	Arm	1946-48	*735050
" non-dip (R.H.)	1946-48	*50086D	Stop lamp	1946-48	31281B	Blade	1946-48	727784
Head, Export			Spring	—	*315714			
Vertical dip (L.H.)	1948	*50223D						
" (R.H.)	1948	*50224D						

WOLSELEY 12 h.p. 1946-48

Ammeter	1946-48	*369274	LAMPS—continued			SWITCHES—continued		
Battery	1946-48	SLG11A	Head, Export	1948	50476A	Stop lamp	1946-48	31281B
Coil, ignition	1946-48	*45020A/B	Vertical dip	1948	50476A	Spring	—	*315714
Control box	1946-47	*37031B	Number plate illumination	1946-47	*53064A	Trafficators	1946-47	*539733
"	1948	37057E	Side	1946-48	*53111A	"	1948	*54017B
Distributor	1946-47	40064A	Mirror	1946-48	52030A	Warning light (ignition)	1946-48	*38013B
"	1948	40064B/F	Panel light bulb holder	1946-48	*620200	Windshield wipers		
Generator	1946-48	22449A	Starting motor	1946-48	39007A	Motor	1946-48	†75066A
Horn	1946-48	*069207	SWITCHES			Clutch housing		
Junction box	1946-48	78264A	Dipper	1946-48	31284A	With switch	1946-48	*734771
"	1946-48	78266A	Foglamp	1946-48	359671	Less switch	1946-48	*734772
LAMPS			Ignition	1946-48	*312151	Bracket shaft, short	1946-48	737243
Head, Home			Lighting	1946-48	*359670	Bracket coupling	1946-48	729036/S
R.H.D., dip left (L.H.)	1946-47	*50213A	Panel	1946-48	*768379	Link, primary	1946-48	733996
" non-dip (R.H.)	1946-47	*50210A	Knob	—	768378	" secondary	1946-48	734787
" dip left (L.H.)	1948	50472A	Reverse lamp	1946-48	*31077D	Grommet, housing	1946-48	734748
" non-dip (R.H.)	1948	50473A	Solenoid, starting motor	1946-48	76022B	" scuttle	1946-48	729378
			Solenoid operating	1946-48	*317067	Arm	1946-48	*735078
						Blade	1946-48	727707

WOLSELEY 14 h.p. 1946-48

Ammeter	1946-48	*369274	Horn			LAMPS—continued		
Battery	1946-48	SLG11A	Low note	1946-48	*69021A	Head, Export		
Coil, ignition	1946-48	*45020A/B	High note	1946-48	*69022A	Vertical dip	1948	50476A
Control box	1946-47	*37032B	Junction box	1946-48	78264A	Number plate illumination	1946-47	*53064A
"	1948	37065E	"	1946-48	78266A	Side	1946-48	52030A
Distributor	1946-48	40063B	LAMPS			Mirror	1946-48	*620200
Generator	1946-47	*22447A	Head, Home			Starting motor	1946-47	*255857
"	1948	*22446A	Non-dip	1946-47	*50210A	" Later	1947-48	25512A
			"	1948	50473A			

* See Supersession Chart R.H.D. .. Right hand drive

† No longer available—refer to Wiper Conversion Set Section

L.H. .. Left hand

R.H. .. Right hand

continued

Note. Before ordering Steering Column Controls refer to the detailed parts section (P)



WOLSELEY 14 h.p. 1946-48—continued

Unit	Year	Part No.	Unit	Year	Part No.	Unit	Year	Part No.
SWITCHES			SWITCHES—continued			Windshield wipers—cont'd		
Dipper	1946-48	31284A	Solenoid operating ..	1946-48	*317067	Bracket shaft, short ..	1946-48	737243
Foglamp	1946-48	359671	Stop lamp	1946-48	31281B	Bracket coupling	1946-48	729036/S
Coil, ignition	1946-48	*312151	Spring	—	*315714	Link	1946-48	734787
Lighting	1946-48	*359670	Trafficators	1946-47	*539733	Grommet, housing	1946-48	734748
Panel	1946-48	*768379	"	1948	*54017B	" scuttle	1946-48	729378
Knob	—	768378	Warning light (ignition) ..	1946-48	*38013B	Arm	1946-48	*735077
Reverse lamp	1946-48	*31077D	Windshield wipers			Blade	1946-48	727707
Solenoid, starting motor	1946-48	76022B	Motor	1946-48	†75066A			

WOLSELEY 18 h.p. 1946-48

Ammeter	1946-48	*369274	LAMPS—continued			SWITCHES—continued		
Battery	1946-48	SLG11A	Number plate illumination	1946-48	*53064A	Stop lamp	1946-48	31281B
Coil, ignition	1946-48	*45020A/B	Side	1946-48	52030A	Spring	—	*315714
Control box	1946-47	*37032B	Mirror	1946-48	*620200	Trafficators	1946-47	*539733
"	1948	37065E	Starting motor	1946-48	*255857	"	1948	*54017B
Distributor	1946-48	40051A/B	" Later	1948	25512A	Warning lights		
Generator	1946-48	*22447A	SWITCHES			Choke	1946-48	*38019B
Horn			Dipper	1946-48	31284A	Ignition	1946-48	*38013B
Low note	1946-48	*69021A	Heater or fan	1946-48	*768379	Windshield wipers		
High note	1946-48	*69022A	Knob	—	768378	Motor	1946-48	†75066A
Junction box	1946-48	78266A	Ignition	1946-48	*312151	Bracket shaft, short ..	1946-48	737243
LAMPS			Lighting	1946-48	*359674	Bracket coupling	1946-48	729036/S
Head, Home			Panel	1946-48	*314722	Grommet, housing	1946-48	734748
Non-dip	1946-48	*50554B	Reverse lamp	1946-48	*31077D	" scuttle	1946-48	729378
Head, Export			Solenoid, starting motor	1946-48	76022B	Arm	1946-48	*735078
Vertical dip	1946-48	*50657A	Solenoid operating	1946-48	*317067	Blade	1946-48	727707

WOLSELEY 25 h.p. 1948

Ammeter	1948	*369274	Mirror	1948	*620200	Trafficators	1948	*539973
Battery	1948	SLG11A	Starting motor	1948	*270299	Warning lights		
Coil, ignition	1948	*45020A/B	SWITCHES			Choke	1948	*38019B
Control box	1948	*37032B	Dipper	1948	31284A	Ignition	1948	*38013B
Distributor	1948	*40113B	Door light	1948	*359216	Windshield wipers		
Generator	1948	*22446A	Heater or fan	1948	*768379	Motor	1948	†75066A
Horn			Knob	—	768378	Clutch housing	1948	737357
Low note	1948	*69021A	Ignition	1948	*312151	Bracket shaft, short ..	1948	737243
High note	1948	*69022A	Lighting	1948	*359674	Bracket coupling	1948	729036/S
Junction box	1948	78266A	Panel	1948	31201B	Link	1948	733996
LAMPS			Knob	—	*316205	Grommet, housing	1948	734748
Head, Home			Reverse lamp	1948	*31077D	" scuttle	1948	729378
Non-dip	1948	*50178A	Solenoid, starting motor	1948	76022B	Arm	1948	*735098
Head, Export			Solenoid operating	1948	*317067	Blade	1948	727707
Vertical dip	1948	*50657A	Stop lamp	1948	31281B			
Number plate illumination	1948	*53111A	Spring	—	*315714			
Side	1948	*52042A						

WOLSELEY 'Four Forty-Four' 1953-56

Battery	1953-56	GT9A	LAMPS—continued			SWITCHES—continued		
Bulb holder, panel light ..	1953-56	39015A	Head, Export			Panel	1953-56	31113A
Bulb	—	987	R.H.D., dip left	1953	*51407A	Knob	—	317524
Coil, ignition	1953-54	*45020B	" Later	1953-55	51344A	Reverse lamp	1953-56	*31077D
"	1955-56	*45053A/D	L.H.D., dip right	1956	51344B	Solenoid, starting motor	1953-56	*76411D/E
Control box	1953-55	*37138B/D	Head, Export Europe	1953-56	*51345A/D	Solenoid operating	1953-56	31115A
"	1956	37182A/H	(not France)	1953	*51408A	Knob	—	317338
Distributor	1953-56	*40355A	ditto Later	1953-55	51346A	Stop lamp	1953-56	31082B
" Later	1956	40502A & B/D	ditto	1956	51346B	Ventilation knob	1953-56	317529
Flasher unit (L.H.D.) ..	1956	*35003A	Head, Export France	1953	*51414A	Windshield wiper	1953-56	31113A
Flasher relay	1956	33117A	" Later	1953-55	51411A	Knob	—	317526
Fuse box	1953-56	033239	"	1956	51411B	Trafficators	1953-55	54044D
Generator	1953-56	22258D	Head, Export U.S.A. ..	1956	51467B	Warning light (ignition) ..	1953-56	38044A
" Later	1956	22258E	Number plate illumination	1953-56	53275A	Windshield wipers		
Horn			Radiator badge	1953-56	534539	Motor	1953-55	*75192D
Low note	1953-55	*69011F/J	Side	1953-56	52139B/F	"	1956	75296A
"	1956	69046A	Stop tail	1953-56	53178B/F	Wheelbox	1953-56	72645D
High note	1953-55	*69012F/J	Reflex reflector	1955-56	57086A	Crosshead and rack assy.		
"	1956	69047A	Starting motor	1953-56	25022F	Cut to 33 $\frac{1}{2}$ "	1953-55	*743220
Horn relay	1953-56	*33116B	SWITCHES			" 32 $\frac{1}{2}$ "	1956	743221
LAMPS			Dipper	1953-56	31284A	Outer casing		
Flasher	1956	52240D	Foglamp	1953-54	31114A	Motor to wheelbox	1953-56	740916
Fog	1953-56	*55055B	Knob	—	315224	Wheelbox to wheelbox ..	1953-56	740917
" (France)	1956	55089B	Foglamp	1955	*31231A	End tube	1953-56	740746
Head, Home			"	1956	31114E	Arm, left hand	1953-54	741837
R.H.D., dip left	1953	*51407A	Knob	—	317663	" left hand drive	1955-56	741839
" Later	1953-55	51344A	Ignition	1953-56	31187D	" right hand	1953-54	741836
"	1956	51344B	Lighting	1953-56	31114A	" right hand drive	1955-56	741838
"			Knob	—	317662	Blade	1953-56	*738735

* See Supersession Chart

† No longer available—refer to Wiper Conversion Set Section

L.H.D. .. Left hand drive

R.H.D. .. Right hand drive

Note. Before ordering Steering Column Controls refer to the detailed parts section (P)



WOLSELEY 'Six Ninety' 1955-59—continued

Unit	Year	Part No.	Unit	Year	Part No.	Unit	Year	Part No.
Flasher unit (L.H.D. and optional R.H.D.)	1955-56	*35003A	LAMPS—continued			Warning lights		
ditto	1957-59	35010A	Stop tail and flasher	1957	*53591A	Bulb holder, flasher		
Fuse box	1955-59	033239	ditto	1958-59	53669A	and/or main beam	1956-59	39007A
Generator	1955-56	*22483A	ditto (U.S.A.)	1957	*53593A	Bulb	—	987
"	1955-59	*22483D	Tail (Home)	1958-59	53671A			
Horn			"	1955-56	53397D/E	Windshield wipers		
Low note	1955-56	*69011J	Mirror	1955	062602	Motor	1955	*75200B
"	1957-59	69046A/F	"	1956-59	062615	"	1956-59	75296A/D
High note	1955-56	*69012J	Reflex reflector	1955-56	57086A	" " " " Later	1959	75296E
"	1957-59	69047A/F	Starting motor	1955-59	25521D	Wheelbox	1955-59	*72670A
Grommet	1958-59	690936	Suppressor (when fitted)	1955-59	78106A	Crosshead and rack assy.	1955	*743220
Horn relay	1955-59	*33116B				Cut to 35 1/2"	1956-59	743221
LAMPS			SWITCHES			Outer casing		
Flasher, rear (L.H.D. and optional R.H.D.)	1955-56	53359D/E	Dipper	1955-56	*31493D	Motor to wheelbox	1955-59	743362
Fog	1955	*55159A	"	1957-59	31646A/D	Wheelbox to wheelbox	1955-59	745030
"	1956-59	55128B	" (U.S.A.)	1955-59	31277D	End tube	1955-59	740746
Head, Home			Door light	1955-59	*31222D	Ferrule, casing retaining	1955-59	740715
R.H.D., dip left	1955-56	51336A & B/J	Foglamp	1955-56	*31251A	Grommet, wheelbox	1958-59	740811
"	1957-59	51736B/D	Knob	—	316147	Arm, left hand drive	1955	741837
Head, Export			Foglamp	1957-59	31183E/F	" " " "	1956-57	*743522
R.H.D., dip left	1955-56	51336A & B/J	Knob	—	313631	" " " " Later	1958-59	741837
"	1957-59	51736B/D	Ignition	1955-57	31187D	" " " " " "	1955	741836
L.H.D., dip right	1957-59	51737B	"	1958-59	31497B	" " " " " "	1956-57	*743521
Head, Export Europe (not France)	1955-56	51339B/H	Lighting	1955-56	*31251A	" " " " " "	1958-59	741836
ditto	1957-59	51738B/D	Knob	—	316146	Blade	1955-56	*738735
"	1959	58270A	Lighting	1957-59	31183E/F	"	1957-59	737897
Head, Export France	1955-56	51341A & B/E	Knob	—	313630	Circuit breaker	1956-59	78316A
"	1957-59	51739B	Panel	1955-56	*31251A			
"	1959	58271A	Knob	—	317524	Borg Warner overdrive equipment (optional)		
Head, Export U.S.A.	1955-56	51343A & B/E	Panel	1957-59	*31554A	Relay	1957-59	33177A
"	1957-59	51741B	Knob	—	313632	Switches		
Head, Export N. America, except U.S.A.	1957-59	51987A/B	Reverse lamp	1955-59	*31077E	Centrifugal	1957-59	76112A/D
Number plate and reverse	1955-59	*53414A	Solenoid, starting motor	1955-59	*76411E	Kick-down	1957-59	31632A
Radiator badge	1955-59	534539	Solenoid operating	1955-56	31253A			
Side (R.H.D.)	1955-59	*52269A/B	Knob	—	317373	Borg Warner automatic transmission (optional)		
Side and flasher (L.H.D. and optional R.H.D.)	1955-59	52236A	Solenoid operating	1957-59	*31446A/D	Gear indicator quadrant		
Stop (Home)	1955-56	53315A	Knob	—	313634	L.H.D.	1957-59	56067A
Stop tail	1955-56	53178A	Stop lamp	1955-59	31082D/H	R.H.D.	1957-59	56066A
" (when trafficators fitted)	1957	*53592A	Windshield wiper	1955	31434B	Switch		
"	1958-59	53670A	"	1956	*31515A	Cutout	1957-59	*31077E
"			"	1957-59	*31554A			
"			Knob	1955-56	317526			
"			Knob	1957-59	313633			
"			Trafficators (R.H.D.)	1955-59	54044D/E			

WOLSELEY 'Six Ninety-Nine' 1959-60

Ammeter	1959-60	36253A/B	LAMPS—continued			Warning lights		
" (Police Cars)	1959-60	36270A	Radiator badge	1959-60	534539	Brake booster	1959-60	38204A
Battery	1959-60	BT9A	Reverse	1959-60	53789A	Bulb holder (ignition, main beam and vacuum switch)	1959-60	863511
" (cold climates)	1959-60	BT11A	Side and flasher	1959-60	52425A/D	Bulb	—	987
Bulb holder, panel light (2 off)	1959-60	554734	ditto (N. America)	1959-60	52430A/E			
Bulb (2 off)	1959-60	987	Stop tail and flasher	1959-60	53776A/B	Windshield wipers		
" (1 off)	1959-60	989	ditto (N. America)	1959-60	53777A/B	Motor, left hand drive	1959-60	75366A
Coil, ignition	1959-60	45102A/E	Reflex reflector (Switzerland)	1960	57136A	" " " " right hand drive	1959-60	75365A
Control box	1959	37290A/B	Relay, driving lamp	1960	33223A	Wheelbox	1959-60	72724A
"	Later	37290D/E	Relay, horn	1959-60	33214A	Crosshead and rack assy.		
Distributor	1959-60	40661A/D	Sleeve, Lucar connector			Left hand drive	1959-60	744256
Flasher unit	1959-60	35020A	14 amp.	1959-60	54190042	Right hand drive	1959-60	744254
Fuse box	1959-60	033285	35 amp.	1959-60	54190043	Outer casing		
Generator	1959-60	22530A	14 amp. twin	1959-60	54190119	Motor to wheelbox		
Horn			Starting motor	1959-60	25521D	Left hand drive	1959-60	54710838
Low note	1959-60	69046F	SWITCHES			Right hand drive	1959-60	54710837
High note	1959-60	69047F	Brake booster warning light	1959-60	31921A	Wheelbox to wheelbox	1959-60	54710839
LAMPS			Dipper	1959-60	31800A	End tube	1959-60	740746
Driving	1959-60	55215A/D	Driving lamp	1959-60	31840B/D	Ferrule, casing retaining	1959-60	740715
Gear Indicator (automatic transmission)			Heater	1959-60	31838B	Grommet, wheelbox	1959-60	740811
Left hand drive	1959-60	38205B	Ignition and starting	1959	31781D	Arm, left hand drive	1959	54710870
Right hand drive	1959-60	38202B/D	" " " " Later	1959-60	31973A/B	" " " " " "	1960	54711544
Head, Home			Lighting	1959-60	31841B/D	" " " " " "	1959	54710869
R.H.D., dip left	1959-60	58443A/D	Panel	1959-60	31838B	Blade	1960	54711545
Head, Export			Reverse lamp	1959-60	31849A	" " " " " "	1959-60	54711283
R.H.D., dip left	1959-60	58443A/D	Solenoid, starting motor	1959-60	*76465A	Borg Warner overdrive equipment		
L.H.D., dip right	1959-60	58444B/D	ditto	1960	76464A	Relay	1959-60	33177A
Head, Export Europe (except France & Sweden)	1959-60	58445A/D	ditto (automatic transmission)	1959-60	*76466A	" " " " Later	1960	33217A
Head, Export France	1959-60	58447A/D	Starter circuit safety (automatic transmission)	1959-60	*31824A	Switches		
Head, Export Sweden	1959-60	58446A/D	Stop lamp	1959-60	31882A	Centrifugal	1959-60	76112D
Head, Export U.S.A.	1959-60	*58527A	Windshield wiper	1959-60	31918A	"	1960	76122A
"	1959	58449A	ditto (special orders)	1959-60	31975A	Kick-down	1959-60	31632B
Number plate illumination	1959-60	53518A	Knob	—	312644	"	1960	34261A
ditto	Later	53814A				Solenoid	1959-60	76508A
						"	1960	76529A

WOLSELEY 'Fifteen Hundred' 1958-60

Battery	1958-60	BT7A	Control box	1958-59	37182H	Flasher unit	1958-60	35010A
" (cold climates)	1959-60	BT9A	"	1960	37183K	Fuse box	1958-60	033239
Bulb holder, panel light	1959-60	554734	"	1960	37183L	Generator	1958-59	22258F
Bulb	1959-60	987	Distributor	1958	40499A	"	1960	22700D
Coil, ignition	1958-60	*45053/M	"	1958-60	40499B/D & F	" (temporary alternative)	1960	22704A
			"	1960	40499E & H			

* See Supersession Chart

L.H.D. ... Left hand drive R.H.D. ... Right hand drive

Note. Before ordering Steering Column Controls refer to the detailed parts section (P)



WOLSELEY 'Fifteen Hundred' 1958-60—continued

Unit	Year	Part No.	Unit	Year	Part No.	Unit	Year	Part No.
Horn			LAMPS—continued			SWITCHES—continued		
Low note	1958-60	69046F	Radiator badge	1958-60	534539	Solenoid operating	1958-60	*31446D
High note	1958-60	69047F	Side and flasher	1958-60	52342E	Knob	1958-60	313634
LAMPS			Stop tail, flasher and reflex ditto (U.S.A. and Canada)	1958-60	53586B	Stop lamp	1958-60	31082E/J
Head, Home			Starting motor	1958-60	53587B	Windshield wiper	1958-60	*31554A
R.H.D., dip left	1958-60	*51780A/E	1958-59	25022M	Knob	—	313633
Head, Export			1960	25022N/Q	Windshield wipers		
R.H.D., dip left	1958-60	*51780A/E	SWITCHES			Motor	1958-59	75297B/D
L.H.D., dip right	1958-60	*51781A/E	Dipper	1958-60	31284A/D Later	1959-60	75297E
Head, Export Europe (not France)	1958-59	*51782A/D	Flasher	1958-60	31760A	Wheelbox	1958-60	72673A/B
(except France & Sweden)	1960	58286A/B	Foglamp (when fitted)	1958-59	31183F	Crosshead and rack assy. Cut to 35 $\frac{1}{2}$	1958-60	743221
Head, Export France	1958-59	*51783A/B	Knob	—	313631	Outer casing		
.. .. .	1960	58287A/B	Ignition	1958	31497B	Motor to wheelbox	1958-60	744463
.. .. .	1960	58459A/B	Lighting	1959-60	*31484B	Wheelbox to wheelbox	1958-60	744462
Head, Export Sweden	1960	58459A/B	Knob	—	313630	End tube	1958-60	740746
Head, Export U.S.A.			Panel	1958-60	*31554A	Ferrule, casing retaining	1958-60	740715
ditto (via Great Britain)	1958-59	58078A/D	Knob	—	313632	Grommet, wheelbox	1958-60	740811
ditto (via Canada)	1958-59	*58070A/D	Solenoid, starting motor	1958-60	*76411E	Arm, left hand drive	1958	*741835
ditto (via Europe)	1958-59	58121A/D			 Later	1958-60	745072
ditto	1960	*58474A/B				Arm, right hand drive	1958	*741834
Number plate illumination	1958-60	53093H/J			 Later	1958-60	745071
						Blade	1958-60	737897

WOLSELEY 'Fifteen Fifty' 1957-59

Unit	Year	Part No.	Unit	Year	Part No.	Unit	Year	Part No.
Battery	1957-59	GT9A	LAMPS—continued			SWITCHES—continued		
Bulb holder, panel light	1957-59	39015A	Head, Export Europe (not France)	1957-59	51346B/E	Reverse lamp	1957-59	*31077E
Bulb	—	987 Later	1959	58272A/B	Solenoid, starting motor	1957-59	*76411E
Coil, ignition	1957-59	*45053H/L	Head, Export France	1957-59	51411B	Boot, rubber	—	860556
Control box	1957-59	37182H Later	1959	58273A/B	Solenoid operating	1957-59	31115E
Distributor			Head, Export U.S.A.	1957-59	51467B	Knob	—	317338
High compression	1957-58	40570A	Head, Export N. America (except U.S.A.)	1957-59	51533D/E	Stop lamp	1957-59	31082E/H
.. .. .	1959	40570B/D & F	Number plate illumination and reverse	1957-59	53275A	Windshield wiper	1957-59	31113D
Low compression	1957-58	40499A	Radiator badge	1957-59	534539	Knob	—	317526
.. .. . Later	1958-59	40499B/D & F	Side	1957-59	52139E	Ventilator knob	1957-59	317529
Flasher unit (L.H.D. and optional R.H.D.)	1957-59	35010A	Side and flasher (L.H.D. and optional R.H.D.)	1957-59	52240B	Trafficators	1957-59	54044E
Flasher relay (L.H.D. and optional R.H.D.)	1957-59	33117D	Stop tail	1957-59	53178F	Warning lights		
Fuse box	1957-59	033239	Reflex reflector	1957-59	57086A	Flasher and main beam bulb holders	1959	39015A
Generator	1957-59	22258E/H	Starting motor	1957-58	25022L	Ignition	1957-59	38044A
Horn		 Later	1958-59	25022M	Bulb	—	987
Low note	1957-59	69046E/F	Suppressor (when fitted)	1957-59	78106A	Windshield wipers		
High note	1957-59	69047E/F	SWITCHES			Motor	1957-59	75296D/A
Grommet	1957-59	690936	Dipper	1957-59	31284A/D Later	1959	75296E
LAMPS			Foglamp	1957-59	31114E	Wheelbox	1957-59	72645D
Fog	1957	55055D	Knob	—	317663	Crosshead and rack assy. Cut to 32 $\frac{3}{8}$	1957-59	743221
(France)	1957	55089B	Ignition	1957	31187D	Outer casing		
.. .. .	1958-59	55128B	Lighting	1958-59	*31484B/D	Motor to wheelbox	1957-59	740916
Head, Home			Knob	—	317662	Wheelbox to wheelbox	1957-59	740917
R.H.D., dip left	1957-59	51344B	Panel light	1957-59	31113D	End tube	1957-59	740746
Head, Export			Knob	—	317524	Ferrule, casing retaining	1957-59	740715
R.H.D., dip left	1957-59	51344B/E				Grommet, wheelbox	1957-59	740811
L.H.D., dip right	1957-59	*51345E				Arm, left hand drive	1957-59	741839
					 right hand drive	1957-59	741838
						Blade	1957-59	737897

WOLSELEY 'Fifteen Sixty' 1959-60

Unit	Year	Part No.	Unit	Year	Part No.	Unit	Year	Part No.
Battery	1959	BT7A	LAMPS—continued			Warning lights—continued		
Bulb holder, panel light	1959-60	554734	Radiator badge	1959-60	534539	Main beam, bulb holder	1959-60	554734
Bulb	—	987	Side and flasher			Bulb	—	987
Coil, ignition	1959	*45103A/D	Left hand	1959-60	52432A/E	Windshield wipers		
.. .. .	1960	*45113D	Right hand	1959-60	52433A/E	Motor, left hand drive	1959-60	75358A
Control box	1959	37283A	Left hand (N. America)	1959-60	52434A/E right hand drive	1959-60	75357A
.. .. .	1960	37290D	Right hand (N. America)	1959-60	52435A/E	Wheelbox		
Distributor			Stop tail, flasher and reverse			Driver side	1959-60	72713A/B
High compression	1959-60	40643A/D	Left hand	1959-60	53770A/B	Passenger side	1959-60	72707A
.. .. . Later	1960	40643H	Right hand	1959-60	53790A/B	Crosshead and rack assy.	1959-60	744254
Low compression	1959-60	40624A/D	Left hand (N. America)	1959-60	53771A/B	Outer casing		
.. .. . Later	1960	40624H	Right hand (N. America)	1959-60	53791A/B	Motor to wheelbox	1959-60	54710207
Flasher unit	1959-60	35020A	Relay, horn	1959-60	33188A	Wheelbox to wheelbox	1959-60	54710208
Fuse box	1959-60	033285	Sleeve, Lucas connector			End tube	1959-60	740746
Generator	1959	*22297A	14 amp.	1959-60	54190042	Ferrule, casing retaining	1959-60	740715
.. .. .	1960	22700D	35 amp.	1959-60	54190043	Grommet	1959-60	740811
.. .. . (temporary alternative)	1960	*22704A	14 amp. twin	1959-60	54190119	Arm, left hand drive	1959	744134
Horn			Starting motor	1959	25022M right hand drive	1960	54711539
Low note	1959-60	69046F	1960	25022N/Q	Blade	1959	*737907
High note	1959-60	69047F	Suppressor (when fitted)	1959-60	78106A	1960	54711283
LAMPS			SWITCHES			Windshield wipers (from Chassis 13781 onwards)		
Head, Home			Dipper	1959-60	31800A	Motor, left hand drive	1960	75357A
R.H.D., dip left	1959-60	58251A/F	Flasher	1959-60	31885A right hand drive	1960	75358A
Head, Export			Heater	1959-60	31838A/B	Wheelbox		
R.H.D., dip left	1959-60	58251A/F	Ignition and starting	1959	31781B/D	Driver side	1960	72707A
L.H.D., dip right	1959-60	58252A/F	Lighting	1959-60	31841A/D	Passenger side	1960	72713B
Head, Export Europe (except France & Sweden)	1959-60	58253A/E	Panel	1959-60	31838A/B	Crosshead and rack assy.	1960	744254
Head, Export France	1959-60	58254A/E	Reverse lamp	1959-60	31849A	Outer casing		
Head, Export Sweden	1959	58315A/D	Solenoid, starting motor	1959-60	*76465A	Motor to wheelbox	1960	54710207
.. .. . Later	1959	58446A	ditto	1960	76464A	Wheelbox to wheelbox	1960	54710208
.. .. .	1960	*58454A/B	ditto (automatic transmission)	1959	*76466A	End tube	1960	740746
Head, Export U.S.A.	1959	58255A/B	Stop lamp	1959-60	31882A	Ferrule, casing retaining	1960	740715
.. .. .	1960	*58488A/B	Windshield wiper	1959-60	31839A/D	Grommet, wheelbox	1960	740811
Number plate illumination	1959-60	53763A	Warning lights			Arm, left hand drive	1960	54711538
ditto Later	1960	*53814A	Ignition, bulb holder	1959-60	863511 right hand drive	1960	54711539
						Blade	1960	54711283

* See Supersession Chart L.H.D. .. Left hand drive R.H.D. .. Right hand drive

LUCAS

SECTION

B

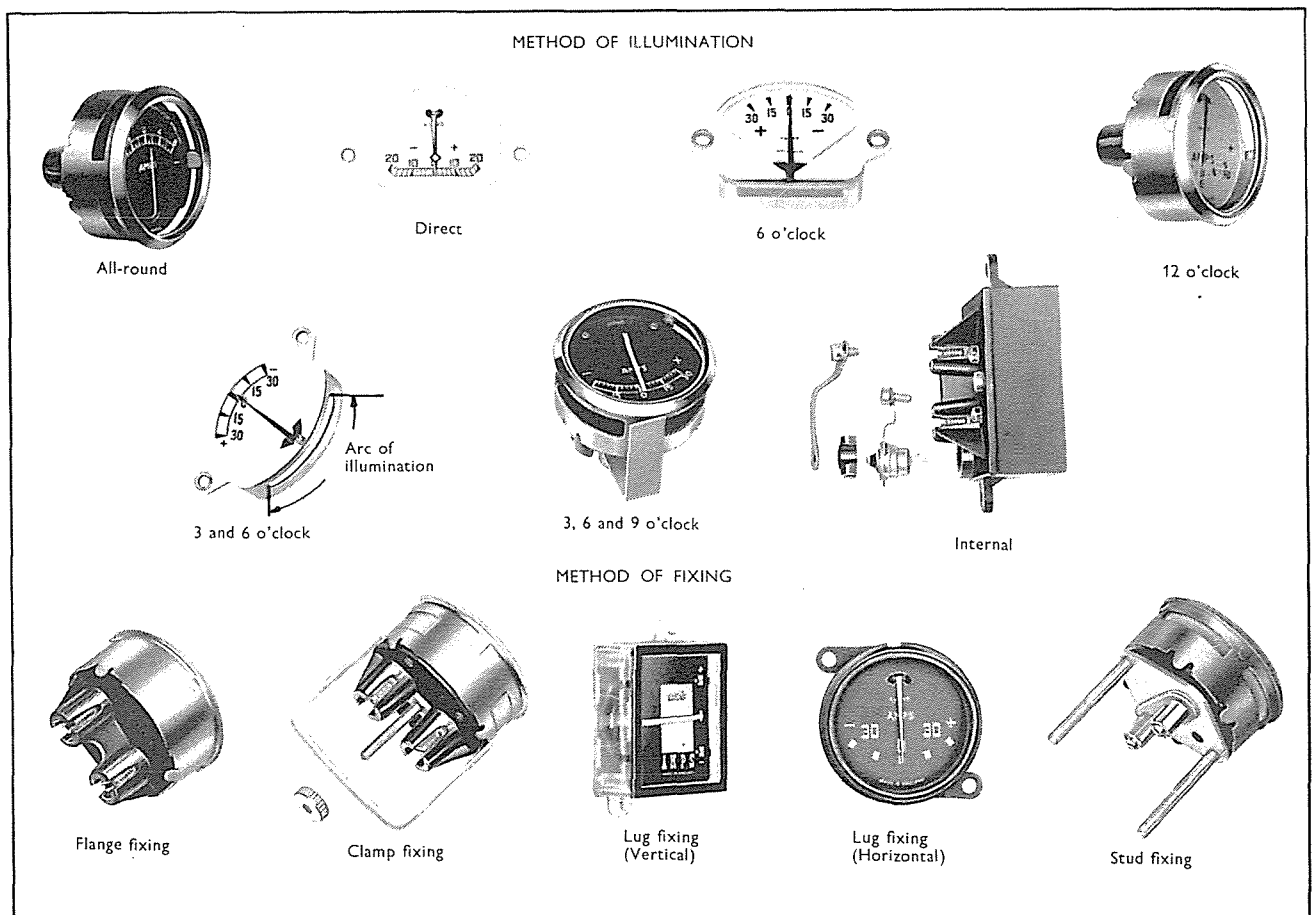
AMMETERS, BATTERY PARTS CABLE SUNDRIES, 'LUCAR' CONNECTORS

AMMETERS

Model Interpretation

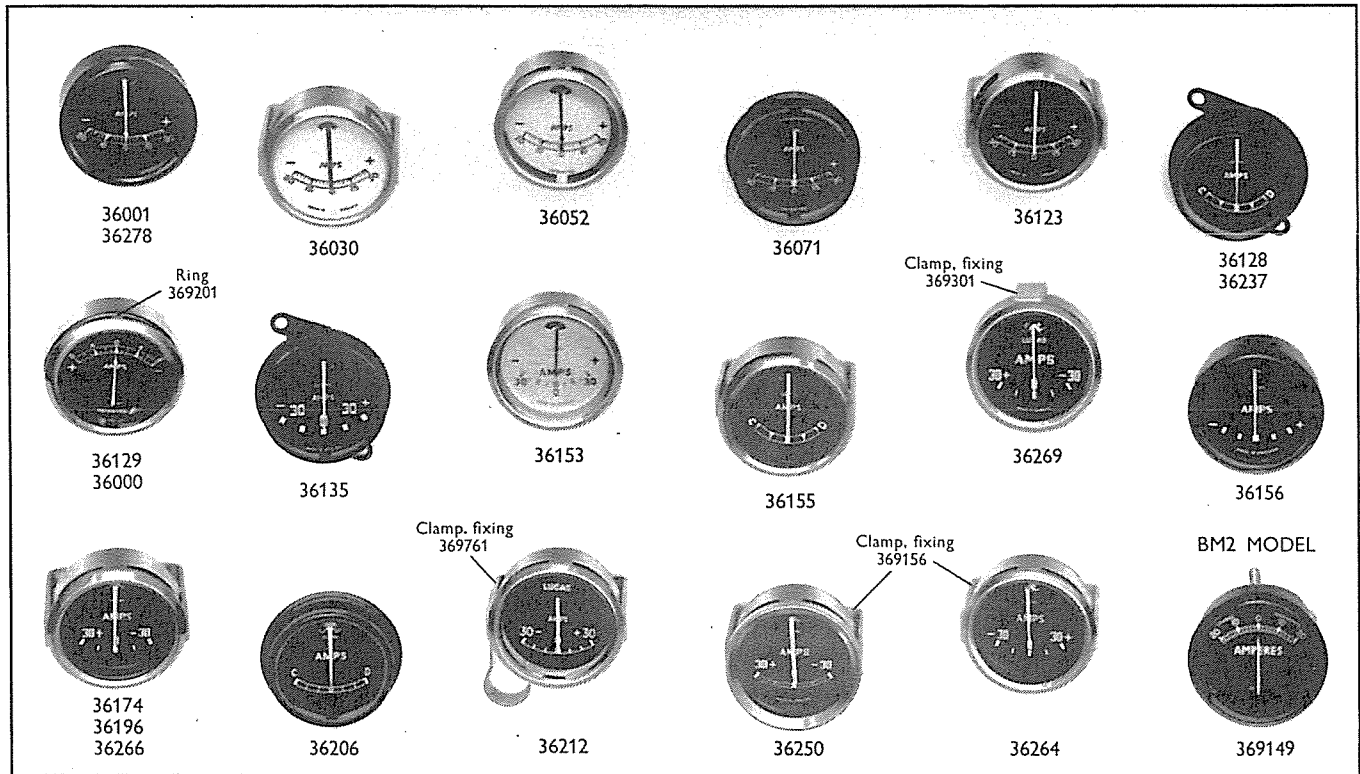
The symbols making up the model indicate the characteristics of each ammeter, i.e., CZU55—centre zero, universal movement, rectangular body.

- | | | | |
|-----|--|-----|--|
| BM. | Base moulded. | 20. | 'D' shaped. |
| 2. | Round, approx. 2" diameter; third brush control circuits; undamped movement. | 21. | Oval dial; shallow body. |
| 4. | Round, approx. 2" diameter; voltage control circuits; damped movement. | 26. | Round, 1 $\frac{5}{8}$ " diameter; 30 amp. |
| 11. | Square, approx. 2 $\frac{1}{2}$ ". | 27. | Round, 1 $\frac{5}{8}$ " diameter; 8 amp. |
| CZ. | Centre zero. | 34. | Die-cast case. |
| U. | Universal movement. | 36. | Special movement. |
| 16. | Round dial, shallow body. | 55. | Rectangular shaped. |
| | | 60. | Round dial; internal illumination. |
| | | 61. | Square shaped; internal illumination. |





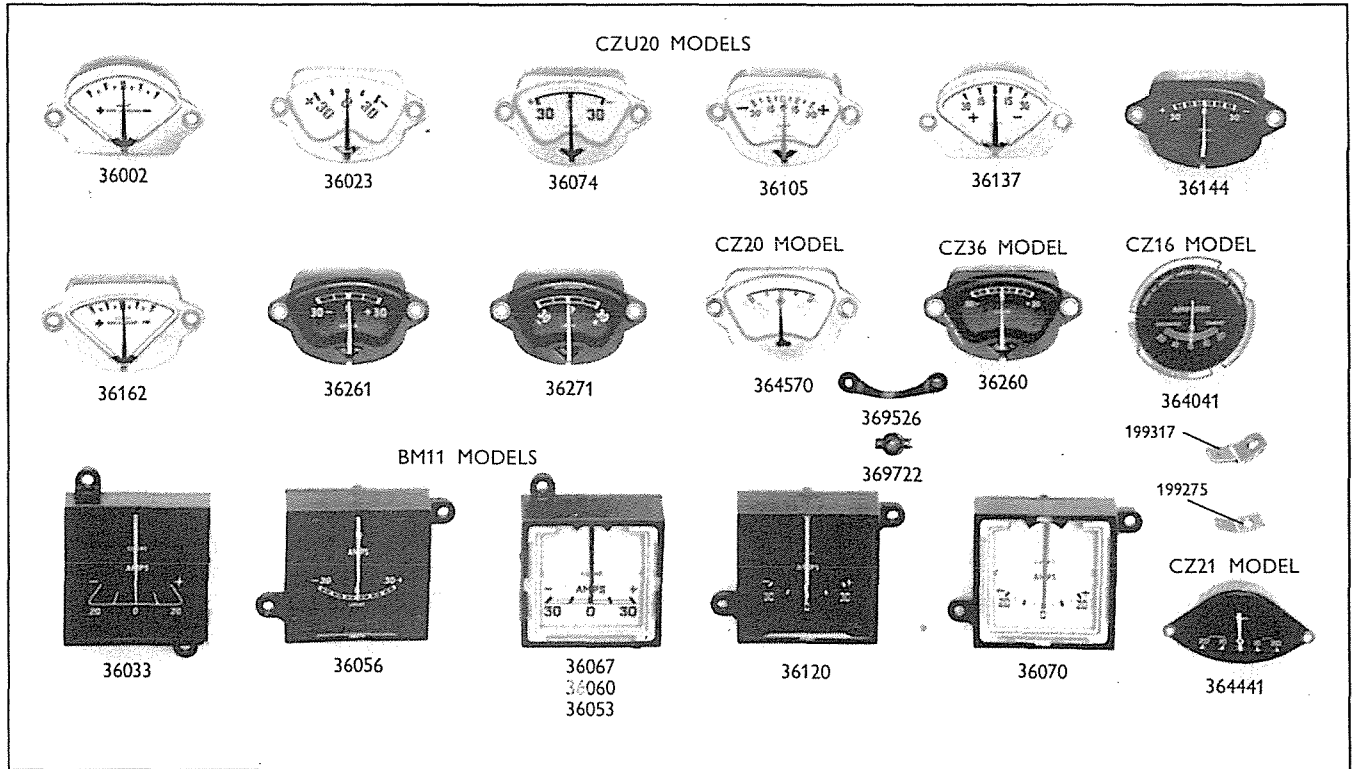
BM2 AND BM4 MODELS



Part No.	Model	Dial Characteristics			Illumination	Rim Finish	Special Features
		Reading	Colour	Printing			
36000	BM4	8-0-8	Black	White	All round	Black	Suitable for motor cycles.
36001	BM4	30-0-30	Black	White	All round	Chrome	—
36030	BM4	30-0-30	Cream	Brown	3, 6, 9 o'clock	Chrome	Clamp fixing. Suitable for wood panels.
36052	BM4	20-0-20	Ivory	Black	6 o'clock	Chrome	—
36071	BM4	30-0-30	Black	White	All round	Black	—
36123	BM4	30-0-30	Black	White	Direct	Chrome	Clamp fixing; metal panels.
36128	BM4	C - D	Black	White	All round	Black	Lug fixing.
36129	BM4	8-0-8	Black	White	12 o'clock	Chrome	Waterproof. Suitable for motor cycles.
36135	BM4	30-0-30	Black	White	All round	Black	Lug fixing.
36153	BM4	30-0-30	Green	Black	12 o'clock	Chrome	Green lighting.
36155	BM4	C - D	Black	White	12 o'clock	Chrome	Clamp fixing; wood panels.
36156	BM4	— —	Black	White	Direct	Black	—
36174	BM4	30-0-30	Black	White	12 o'clock	Chrome	Clamp fixing; metal panels
36196	BM4	30-0-30	Black	White	All round	Black	Clamp fixing.
36206	BM4	C - D	Black	White	All round	Black	Red tipped needle, green illumination.
36212	BM4	30-0-30	Black	White	All round	Chrome	Clamp fixing; metal panels; with bulb holder bracket.
36237	BM4	C - D	Black	White	3, 9 o'clock	Black	Lug fixing. Similar to 36128.
36250	BM4	30-0-30	Black	White	All round	Chrome	With Lucar connections.
36264	BM4	30-0-30	Black	White	12 o'clock	Chrome	Clamp fixing; Lucar connections.
36266	BM4	30-0-30	Black	White	12 o'clock	Black	Clamp fixing.
36269	BM4	30-0-30	Black	White	All round	Chrome	Clamp fixing; terminal adaptor pins.
36278	BM4	30-0-30	Black	White	6 o'clock	Chrome	With Lucar connections.
369149	BM2	20-0-20	Black	White	All round	Black	Long fixing studs.

Note.—The Ordering No. of each instrument is marked on the case.

BM11, CZ16, CZ20, CZ21, CZ36 AND CZU20 MODELS

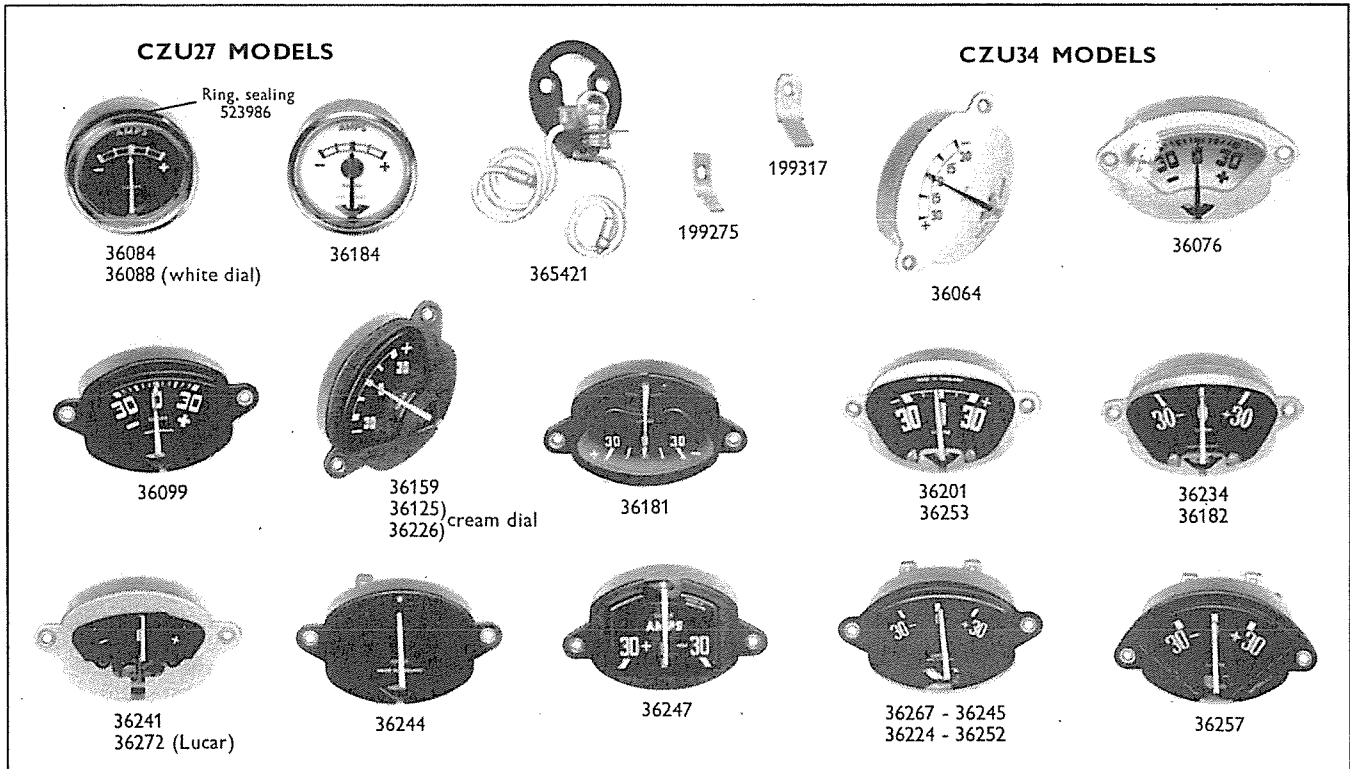


Part No.	Model	Dial Characteristics			Illumination	Rim Finish	Special Features
		Reading	Colour	Printing			
36033	BM11	20-0-20	Black	White	Internal	Black	Fitted to Citroen; with 12 v. bulb.
36053	BM11	30-0-30	Gold	Black	Internal	Black	With 12 v. bulb.
36056	BM11	30-0-30	Black	White	Internal	Black	Special for Rolls-Royce.
36060	BM11	30-0-30	Cream	Black	Internal	Black	Suitable for commercial vehicles; with 24 v. bulb.
36067	BM11	20-0-20	Cream	Brown	Internal	Black	Suitable for commercial vehicles; with 12 v. bulb; insulated return.
36070	BM11	20-0-20	Cream	Brown	Internal	Black	Red needle; with 12 v. bulb; side fixing.
36120	BM11	30-0-30	Black	White	Internal	Black	Similar to 36033, but side fixing.
364041	CZ16	20-0-20	Black	White	Direct	—	For Humber, Hillman, Standard and Rover, 1931-36.
364570	CZ20	20-0-20	Cream	Black	Direct	—	Vertical fixing.
364441	CZ21	20-0-20	Black	White	Direct	—	—
36260	CZ36	30-0-30	Black	White	Direct	—	—
36261	CZ36	30-0-30	Black	White	Direct	—	With Lucar connections.
36002	CZU20	— +	Cream	Brown	All round	—	—
36023	CZU20	30-0-30	Cream	Brown	Direct	—	Vertical fixing.
36074	CZU20	30-0-30	Cream	Maroon	Direct	—	—
36105	CZU20	30-0-30	Cream	Brown	Direct	—	Red needle.
36137	CZU20	30-0-30	White	Black	6 o'clock	—	—
36144	CZU20	30-0-30	Black	White	Direct	—	—
36162	CZU20	— +	Cream	Brown	All round	—	—
36271	CZU20	30-0-30	Black	White	Direct	—	Green needle.

Note.—The Ordering No. of each instrument is marked on the case.



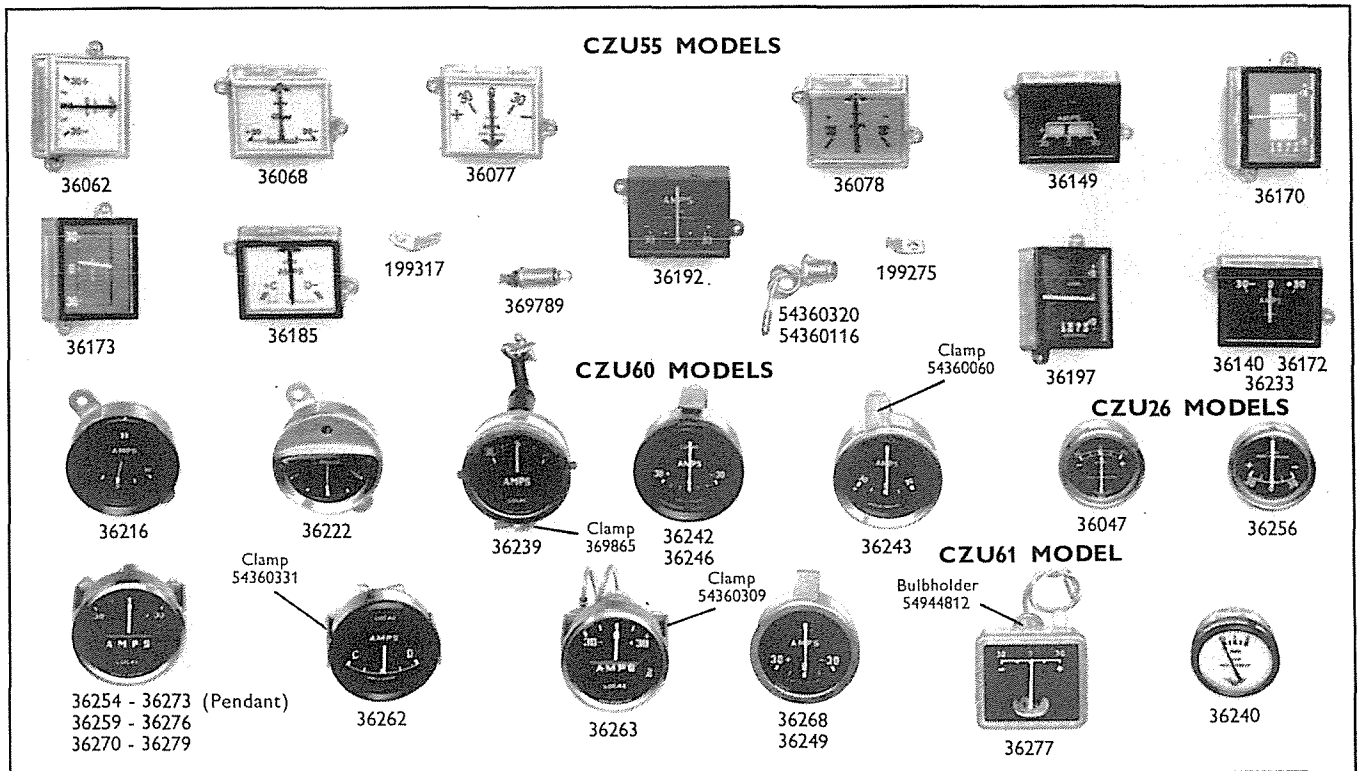
CZU27 AND CZU34 MODELS



Part No.	Model	Dial Characteristics			Illumination	Rim Finish	Special Features
		Reading	Colour	Printing			
36084	CZU27	— + (8-0-8)	Black	White	All round	Chrome	Suitable for motor cycles.
36088	CZU27	— + (8-0-8)	White	Black	All round	Aluminium	Suitable for motor cycles.
36184	CZU27	— + (8-0-8)	White	Black	All round	Chrome	Suitable for motor cycles; with warning light.
36064	CZU34	30-0-30	Cream	Black	3, 6 o'clock	—	Vertical fixing.
36076	CZU34	30-0-30	Gold	Black	Direct	—	—
36099	CZU34	30-0-30	Black	White	Direct	—	As 36076, except for colour.
36125	CZU34	30-0-30	Cream	Brown	Direct	—	Vertical fixing.
36159	CZU34	30-0-30	Black	White	Direct	—	Vertical fixing.
36181	CZU34	30-0-30	Black	White	Direct	—	As 36159, but pendent fixing.
36182	CZU34	30-0-30	Black	White	Direct	—	—
36201	CZU34	30-0-30	Black	Green	Direct	—	—
36224	CZU34	30-0-30	Grey	White	Direct	—	With terminal screws.
36226	CZU34	30-0-30	Cream	Brown	Direct	—	—
36234	CZU34	30-0-30	Dark Lilac	White	Direct	—	—
36241	CZU34	— +	Black	White	Direct	—	Vertical fixing.
36244	CZU34	Nil	Black	Nil	Direct	—	With Lucar connections.
36245	CZU34	30-0-30	Black	White	Direct	—	With Lucar connections.
36247	CZU34	30-0-30	Black	Green	Direct	—	With Lucar connections.
36252	CZU34	30-0-30	Black	White	Direct	—	—
36253	CZU34	30-0-30	Black	Green	Direct	—	With Lucar connections.
36257	CZU34	30-0-30	Black	White	Direct	—	With Lucar connections.
36267	CZU34	30-0-30	Black	White	Direct	—	With Lucar connections.
36272	CZU34	— +	Black	White	Direct	—	With Lucar connections.
36280	CZU34	30-0-30	Grey	White	Direct	—	As 36245, but for dial finish.
036435	CZU34	30-0-30	Black	White	Direct	—	As 36257, but not Lucarised.

Note.—The Ordering No. of each instrument is marked on the case.

CZU26, CZU55, CZU60 AND CZU61 MODELS




Part No.	Model	Dial Characteristics			Illumination	Rim Finish	Special Features
		Reading	Colour	Printing			
36047	CZU26	30-0-30	Black	White	All round	Chrome	—
36240	CZU26	0-2	White	Black	All round	Black	Suitable for battery chargers.
36256	CZU26	30-0-30	Grey	White	All round	Chrome	With Lucar connections.
36062	CZU55	30-0-30	Cream	Black	All round	Transparent	Vertical fixing.
36068	CZU55	30-0-30	Cream	Black	All round	Transparent	Red needle.
36077	CZU55	30-0-30	Cream	Brown	All round	Transparent	—
36078	CZU55	30-0-30	Gold	Black	All round	Transparent	—
36140	CZU55	30-0-30	Black	White	All round	Black	As 36172, except for style of printing.
36149	CZU55	30-0-30	Cream	Silver	All round	Black	Black mask, red needle.
36170	CZU55	30-0-30	Black	White	All round	Black	Vertical fixing.
36172	CZU55	30-0-30	Black	White	All round	Black	—
36173	CZU55	30-0-30	Black	White	All round	Black	Vertical fixing.
36185	CZU55	C - D	Silver	Black	All round	Black	—
36192	CZU55	30-0-30	Black	Green	6, 9 o'clock	Black	Green needle.
36197	CZU55	30-0-30	Black	White	9, 12 o'clock	Black	Vertical fixing.
36233	CZU55	30-0-30	Black	White	All round	Black	As 36172, but inverted needle.
36216	CZU60	30-0-30	Black	White	Internal bulb	Black	Special for Bentley.
36222	CZU60	C - D	Black	Orange	Internal	Chrome	Black mask.
36239	CZU60	30-0-30	Black	Green	Internal	Chrome	Clamp fixing.
36242	CZU60	30-0-30	Black	White	All round	Black	Clamp fixing.
36243	CZU60	30-0-30	Black	White	All round	Chrome	Clamp fixing.
36246	CZU60	30-0-30	Black	White	All round	Black	Clamp fixing.
36249	CZU60	30-0-30	Black	White	All round	Black	Clamp fixing.
†36254	CZU60	30-0-30	Black	White	Internal	Chrome	With Lucar connections.
36259	CZU60	30-0-30	Black	White	Internal	Chrome	With Lucar connections.
36262	CZU60	C - D	Black	White	Internal	Black	With Lucar connections.
36263	CZU60	30-0-30	Black	White	Internal	Chrome	With Lucar connections.
36268	CZU60	30-0-30	Black	White	All round	Chrome	Clamp fixing.
36270	CZU60	30-0-30	Black	White	Internal	Chrome	With Lucar connections.
36273	CZU60	30-0-30	Black	White	Internal	Chrome	With Lucar connections; red needle.
36276	CZU60	30-0-30	Black	White	Internal	Chrome	Clamp fixing.
36279	CZU60	30-0-30	Black	White	Internal	Black	Clamp fixing.
36277	CZU61	30-0-30	Black	White	Internal	Tin plated	Square shaped; with bulb holder.

Note.—The Ordering No. of each instrument is marked on the case.

† Available complete with Cables—Part No. 54036001



SUITABLE AMMETERS FOR VEHICLES NOT PREVIOUSLY EQUIPPED



EXTRA FITMENT AMMETERS

A wide range of ammeters, detailed below, is available for fitting to cars not initially equipped. These can be either panel mounted or fitted by means of the special plates illustrated. Alternative instruments may also be chosen from earlier pages, provided there is space on the panel to cut out a suitable aperture.

For cars not already fitted with ammeters we can now supply suitable mounting plates in two sizes; one, Part No. 369834 for our BM4 range and a smaller version, Part No. 369835, for our CZU26 range.

SUITABLE BM4 AMMETERS (2" diameter)

Part No.	Dial Characteristics			Illumination	Rim Finish	Special Features
	Reading	Colour	Printing			
36000	8-0-8	Black	White	All round	Black	Flange fixing.
36129	8-0-8	Black	White	12 o'clock	Chrome	Flange fixing.
36001	30-0-30	Black	White	All round	Chrome	Flange fixing.
36052	20-0-20	Ivory	Black	6 o'clock	Chrome	Flange fixing.
36153	30-0-30	Green	Black	12 o'clock	Chrome	Flange fixing.
36156	-- +	Black	White	Direct	Black	Flange fixing.
36123	30-0-30	Black	White	Direct	Chrome	Clamp fixing.
36174	30-0-30	Black	White	12 o'clock	Chrome	Clamp fixing.
†36212	30-0-30	Black	White	All round	Chrome	Clamp fixing; with bulb holder bracket.

† To illuminate Ammeter No. 36212 please order Bulb Holder No. 39007A and Bulb No. 987 (12 v.), 990 (6 v.).

SUITABLE CZU26 AMMETERS (1½" diameter)

Part No.	Dial Characteristics			Illumination	Rim Finish	Special Features
	Reading	Colour	Printing			
36047	30-0-30	Black	White	All round	Chrome	Flange fixing.
36256	30-0-30	Grey	White	All round	Chrome	Flange fixing.

Note.—Wiring instructions are supplied with each mounting plate.

Certain vehicle manufacturers have made provision for ammeters to be fitted as optional extras. These are listed below:
 Morris 8 h.p. Series E 1946-48 CZU26 364284 Hillman 'Minx' Mk. VI and VII 1954 CZU55 36170
 Hillman 'Minx' Mk. VI 1953 CZU55 36170 Hillman 'Minx' 1955-60 CZU55 36197

AMMETERS



DETAILED SPARE PARTS

	§ Screw, terminal	§ Ring, sealing	Nut, fixing clamp	Clamp, fixing	Washer, fixing nut	Pin, terminal conversion
BM4 Models						
36000A/B	121610	369201	—	—	—	—
36001A/D	121610	—	—	—	—	—
36030A/B	121610	—	—	—	—	—
36052A/B	121610	—	—	—	—	—
36071A/D	121610	—	—	—	—	—
36123A	121610	—	—	—	—	—
36128A/B	121610	—	—	—	—	—
36129D	121610	369201	—	—	—	—
36135A	121610	—	—	—	—	—
36153A	121610	—	—	—	—	—
36155A	121610	—	—	—	—	—
36156A	121610	—	—	—	—	—
36174A/B	121610	—	169053	369156	—	—
36196A	121610	—	169053	369301	—	—
36206A/E	121610	—	—	—	—	—
36212A/B	121610	—	169054	†369761	188408	—
36237A	121610	—	—	—	—	—
36250A/D	—	369201	169053	369156	—	—
36264A	—	—	169053	369156	—	—
36266A/B	121610	—	169053	369156	—	—
36269A	—	—	169053	369301	—	54360537
36278A	—	—	—	—	—	—
BM2 Model						
369149	121610	—	—	—	—	—

	§ Screw, terminal	Spring, retaining, bulb contact	Contact, bulb	§ Bulb	§ Screw, base fixing	§ Washer, fixing screw
BM11 Models						
36033A/D	121610	369526	369722	987	132464	185000
36053A/B	121610	369526	369722	987	132464	185000
36056A/F	121610	369526	369722	987	132464	185000
36060A/B	121610	369526	369722	993	132464	185000
36067A/B	121610	369526	369722	987	132464	185000
36070A/B	121610	369526	369722	987	132464	185000
36120A	121610	369526	369722	987	132464	185000

	§ Screw, terminal	§ Nut, terminal	§ Washer, terminal	Ring, sealing	§ Connector, Lucar (small)	§ Connector, Lucar (large)	Spacer, connector	Bulb holder	Bulb
CZU20 Models									
36002D	121610	166043	185040	—	—	—	—	—	—
36023D/F	—	166043	185040	—	—	—	—	—	—
36074D/E	—	166043	185040	—	—	—	—	—	—
36105A	—	166043	185040	—	—	—	—	—	—
36137B	—	166043	185040	—	—	—	—	—	—
36144A	—	166043	185040	—	—	—	—	—	—
36162A	—	166043	185040	—	—	—	—	—	—
36271A	—	166043	185040	—	—	—	—	—	—
CZU27 Models									
36084A/F	—	166043	185040	523896	—	—	—	—	—
36088A/F	—	166043	185040	523986	—	—	—	—	—
36184B	—	166043	185040	523986	—	—	—	365421	998
CZ16 Model									
364041	—	—	—	—	—	—	—	—	—
CZ20 Model									
364570	121610	—	—	—	—	—	—	—	—
CZ21 Model									
364441	—	—	—	—	—	—	—	—	—
CZ36 Models									
36260A	—	166020	185040	—	—	—	—	—	—
36261A	—	166020	185040	—	199275	199317	54360325	—	—

For illustrations, see pages B1-B5



AMMETERS

DETAILED SPARE PARTS

	§ Nut, terminal	§ Washer, terminal	Connector, Lucar (small)	Connector, Lucar (large)	Spacer, connector
CZU26 Models					
36047D/E	166043	185040	—	—	—
†36225A/B (36256)	166043	185040	—	—	—
36240A	166043	185040	—	—	—
36256A (‡36225)	—	—	199275	199317	54360325
CZU34 Models					
36064E/F	166043	185040	—	—	—
36076F/K	166043	185040	—	—	—
36099B/F	166043	185040	—	—	—
†36119A/B (36244)	166043	185040	—	—	—
36125A	166043	185040	—	—	—
36159D	166043	185040	—	—	—
†36180A (36247)	166043	185040	—	—	—
36181A	166043	185040	—	—	—
36182A	166043	185040	—	—	—
†36183A/B (36253)	166043	185040	—	—	—
36201A/B	166043	185040	—	—	—
36224A	166043	185040	—	—	—
36226A	166043	185040	—	—	—
†36228A (36257)	166043	185040	—	—	—
36230A	166043	185040	—	—	—
36234A	166043	185040	—	—	—
36236A	166043	185040	—	—	—
36241A/B	166043	185040	—	—	—
36244A/E (‡36119)	—	—	199275	199317	54360325
36245A/D	166043	185040	199275	199317	54360325
36247A/B (‡36180)	—	—	199275	199317	54360325
†36248A/B (36267)	166043	185040	—	—	—
36252A	166043	185040	—	—	—
36253A/B (‡36183)	—	—	199275	199317	54360325
36257A/B (‡36228)	—	—	199275	199317	54360325
36267A (‡36248)	—	—	199275	199317	54360325
36272A (‡36241)	—	—	199275	199317	54360325
036435	166043	185040	—	—	—

	§ Nut, terminal	§ Washer, terminal	Pin, adaptor		§ Nut, terminal	§ Washer, terminal	Pin, adaptor
CZU55 Models				CZU55 Models			
36062E/J	166043	185040	—	—continued			
36068D/E	166043	185040	—	36172A	166043	185040	—
36077B/D	166043	185040	—	36173A	166043	185040	—
36078B/F	166043	185040	—	36185A	166043	185040	—
36140A	166043	185040	—	36192A	166043	185040	—
36149A	166043	185040	—	36197A	166043	185040	—
36170A	166043	185040	—	36233A/D	—	185040	365545

	§ Nut, terminal	§ Washer, terminal	§ Bulb	Bulb holder	Clamp, fixing	Nut, fixing clamp	Washer, fixing nut	§ Connector, Lucar (large)	§ Connector, Lucar (small)
CZU60 Models									
36216A	166043	185040	281	369789	—	—	—	—	—
36216D/F	166043	185040	987	54360116	—	—	—	—	—
36222A/B	166043	185040	281	369789	—	—	—	—	—
36239A/B	166043	185040	281	369789	369865	—	—	—	—
36242A	166043	185040	—	—	54360040	169053	185026	—	—
36243A	166043	185040	—	—	54360060	169053	185026	—	—
36246A/B	166043	185040	—	—	54360546	169053	185026	—	—
36249A	166043	185040	—	—	54360060	169053	185026	—	—
36254A	166043	185040	987	54360320	54360309	169053	185026	199317	199275
36259A	166043	185040	—	—	54360331	169053	185026	199317	199275
36262A/B	166043	185040	—	—	54360331	169053	185026	199317	199275
36263A	166043	185040	987	54360320	54360309	169053	185026	199317	199275
36268A	166043	185040	—	—	54360546	169053	185026	—	—
36270A	166043	185040	987	54360320	54360309	169053	185026	199317	199275
36273A/D	166043	185040	—	—	54360331	169053	185026	199317	199275
36276A	166043	185040	987	54360320	54360655	169053	185026	199317	199275
36279A	166043	185040	987	54360320	54360655	169053	185026	199317	199275
CZU61 Models									
36277A/B	166043	185040	987	54360320	—	—	‡54360325	199317	199275

For illustrations, see pages B1-B5

† When ordering, quote part number shown in brackets

‡ Ammeter less Lucar blades

§ Recommended spares for stock

‖ Spacer, connector

AMMETERS



VEHICLE APPLICATION REFERENCE

- 36000 BM4**
Larmar Invalid Carriage 1948-50.
- 36001 BM4**
A.C. Cars Invalid Carriage 1947-53; 'Ace' Sports and 'Aceca' Coupé 1955-60.
A.F.N. 'Le Mans' and 'Mille Miglia' 1951.
Allard 16 1947-49; 'J', 'J2' and 'J2X' Models 1949-55; 'J2R' 1956; 'K', 'L', 'M' and 'P' 1949-51; 'K3' 1954-55; 'P' 1952-55; 'Palm Beach' 21C and 21Z 1953-55.
Aston Martin DB3/S Competition 2-seater 1956.
Commer 24 cwt. Forward Control 1946-50.
Dellow Sports Mk. III later 1952-54; Mk. IIC and Mk. V Lightweight 1955-57.
Fairthorpe 'Atomota' 1959.
Healey 16 Roadster 1948-49; 'Sportsmobile' 1949; 'Silverstone' 1950; 'Tickford' Saloon 1951-54; 'Abbot' Drophead Coupé 1952-54.
H.R.G. 9 and 12 1946-52.
Jensen 'Lightweight' Commercial Vehicle 1954.
Jowett 10 cwt. 'Bradford' Van 1946-54; De Luxe Van and 6 light Utility 1949-52.
Karrier 'Bantam' 1946-50; 'Cob' 1947-48.
Layton Sports Cars 'Jomar' (T.V.R.) 1959-60.
Lotus Mk. VII and Mk. VIII (Ford Engine 100E); Mk. XI (Climax or M.G. Engine) 1958-59.
Morgan 3 wheeler 1948-52.
Morris Commercial FV and FVS 1949-54; Petrol Tanker 1951-52; FVO and FVOS 1949-54; OP Passenger Chassis 1949-50.
Reliant 750 c.c. 4 cylinder 3 wheeler 1946-54.
Standard 12 and 14 1946-48.
Triumph 15/20 cwt. Van (Petrol) 1946-60; 15/20 cwt. Van and Truck (Diesel) 1954-57.
- 36002 CZ20**
Austin Taxi and Hire Car (Petrol) 1948-52; 25 cwt. Van and Ambulance 1948-50; 2/5 ton Petrol Tanker 1946-48.
Daimler 27 and 36 (Limousine) 1949-53.
Jensen 3½ litre 1946-47.
Lloyd '650' Roadster 1948-50.
Morgan 'Plus Four' 1946-60; 'Four Four' (Standard Engine) 1949-50.
Morris 10 1946-48.
Riley 1½ and 2½ litre 1946-49.
Singer 9 Roadster 1946-51.
- 36023 CZU20**
Alvis 14 1946-50.
Morgan 'Plus Four' 1951-60.
- 36030 BM4**
Austin 12 and 16 1946-48.
Daimler DC27 Ambulance 1949-54.
Paramount Cars Roadster and Coupé 1954.
Wolseley 10, 12, 14, 18 and 25 1946-48.
- 36033 BM11**
Bristol 2 litre 1947-48.
Bristol '400' 1949-50.
Citroen 15 1946-54; 23 1946-53.
- 36047 CZU26**
Armstrong Siddeley 'Sapphire' 1953-55.
Austin 10 cwt. 1953-54; '101' Van 1958-60.
Commer 25 cwt. Forward Control 1950-54.
Dodge 61C, 100C, 101C and 120C 1947-48.
Morris 'Oxford' Taxi and Hire Car 1947-51; 5 cwt. Van 1946-53; 10 cwt. Van 1946-50.
Morris Commercial 15/20 cwt. (PV) 1946-53; 25/30 cwt. (LC3) 1946-52; 25/35 cwt. 1946; 35/40, 45/55 and 60/70 cwt., 5 ton Forward Control Tipper and ECV 13/3 1946-48; CV Ambulance 1947-51; CVF13/5 1946-47; CV11/30 1946-48 and CV11/40 1946-51; CV9/40 1950-51 and CV10 1946-48; ECV13/5 and ECV013/5 1949; 10 cwt. Van 1949-57; 'JB' Van 1958-60; LD1 and LD2 1954-60; LDO 1956; LDO1 and LDO2 1957-60; LCFO 1958-59.
Reliant 750 c.c. 4 cylinder 3 wheeler 1949-54; 6 cwt. Van and Truck (6 volt) 1954-55.
Rover 10, 12, 14 and 16 1946-47; '60' and '75' 1948-49; 'Landrover' and Station Wagon 1948-54.
- 36052 BM4**
Lea Francis 14 1949-54; 18 (4 light) 1951-54; 18 (6 light) 1950-53; 1½ litre Sports 1949 and 2½ litre Sports 1950-54.
- 36053 BM11**
Austin A125 'Sheerline' and Limousine 1948-54; A135 'Princess' 4 litre and Limousine 1948-54; Ambulance (DA1) and Hearse (DH1) 1951-55.
- 36056 BM11**
Bentley 'Continental' Sports 1952-54.
- 36062 CZ55**
Austin A40 'Devon' and 'Dorset' 1948-51; A40 Van, 'Countryman' and Pick-up Truck 1948-56.
- 36064 CZ34**
Renault 8.3 Car and Van 1947-51.
- 36068 LI**
Meynell (See also Paramount) 'Cub', 'Vixen' and 'Flying Fox' Roadster and Coupé Mk. I 1952.
Morris 'Cowley' Van and Pick-up Truck 1950-52.
Morris 'Oxford' Saloon Series I-IV 1950-51; 'Six' Saloon 1948-51.
Paramount Cars Roadster and Coupé 1951-53.
Wolseley 'Six Eighty' 1949-54; 'Four Fifty' 1949-53.
- 36070 BM11**
Bristol '401' 1949-50.
- 36071 BM4**
Jaguar 3½ litre Mk. V 1946-48; XK120 1949-54; XK140 1955-57.
- 36074 CZ20**
Humber 'Super Snipe' 1949-52.
- 36076 CZU34**
Austin A70 'Hampshire' 1948-50.
- 36077 CZU55**
Singer 'SM1500' 1949-53.
- 36078 CZU55**
Austin A90 'Atlantic' 1949-52.
Riley 1½ litre 1950-55; 2½ litre 1950-53.
- 36084 CZU27**
Renault 12 1946-51.
- 36099 CZU34**
A.F.N. 'Le Mans' and 'Mille Miglia' 1953-54.
Austin 'Champ' (Civilian) 1954-56; 1 and 1½ ton 4 x 4 Cargo Truck (Civilian) 1954-55; 2 and 5 ton Trucks 1949-50; Series II 1951-55 and 3 ton Series II 1955; Petrol and Diesel Trucks and Prime Mover, 3/5 ton Series III 1956-59; 2/5 ton Petrol Tanker 1952-55; 3/4 ton and 3/5 ton Petrol Tanker Series III 1957-60; 'Gipsy' 1958-60; 'Princess' 4 litre Mk. IV 1957-59.
- 36120 BM11**
Bristol '401' 1951-53.
- 36123 BM4**
Elva 'Courier' (B.M.C. 1,500 c.c. Engine) 1959.
Smiths Delivery Vehicles 2 ton (Diesel) (CP 80) 1953-55.
- 36125 CZU34**
Austin Light 2 ton (3.4 litre Diesel) and 301FC 1959; '301' (except 301FC) 1957-60.
Morris Commercial LC5 1954-60; LCO 1956-57; LCO5 1958-60; LC5 1954-59; LCO5 (G.P.O. Models) 1958-59; NV 1954; FVS12/5, FVS012/5, NV12/3, NVO12/3, NVO11/5, NVS12/3 and NVS13/5 1955; NVO and NVS 1951-54; 3 ton 3KNC (G.P.O.) 1956-59; 2/3 and 5 ton Trucks Series III 1956-60; Coach and Tanker Series III 1957-60.
Renault 760 c.c. 4CV Saloon 1955.
Singer 'SM1500' later 1953-54; 'S' Model 1956.
- 36128 BM4**
Jaguar 3½ litre Mk. V 1951-52; Mk. VII 1952-58; Mk. VIII 1957-59; Mk. IX 1959-60.
- 36135 BM4**
Alvis 3 litre TA21 1951-53; TC21 and TC21/100, 'Grey Lady' and Tickford Coupé 1954-55; 3 litre TCI08G (Grabber Body) 1956-57.
Jaguar 3½ litre Mk. V 1951.
Jowett 'Javelin' De Luxe 1950-51; 'Jupiter' Sports (Plate fixing) 1951-52.
- 36137 CZU20**
Austin 8 and 10 1946-47; Taxi and Hire Car 1952-58; 25 cwt. Van and Ambulance 1951-54.
Singer 9 Roadster 1947-51; 4AC and 4AD 1952-55.
- 36140 CZU55**
Austin A40 'Devon' 1952; 'Somerset' 1953-54; A40 Sports 1951-53; A70 1951-55.
Rover '75' 1950.
- 36144 CZU20**
Aston Martin 2 litre 1947-50; DB2, DB2/4 1951-56.
Lagonda 3 litre Saloon and Coupé 1954-58.
Singer 'Hunter' 1956.
- 36149 CZU55**
Morris 'Cowley' Van and Pick-up Truck (later) 1952-53; 'Oxford' Series I-IV, 'Six' Saloon 1952-54; Half Ton Van and Pick-up Truck 1954-56.
- 36153 BM4**
M.G. 1½ litre (Tourer) 1947-50; 'Midget' 1946-53.
- 36155 BM4**
Jensen 'Lightweight' Commercial Vehicle 1955.
Jowett 'Javelin' De Luxe 1952-54; 'Jupiter Sports' (Clamp fixing) 1951-54.
- 36159 CZU34**
Rover 'Landrover' 1955-60.
- 36170 CZU55**
Hillman 'Minx' All Models 1953-54.
- 36172 CZU55**
Standard 'Vanguard' Phase II 1953-56.
- 36173 CZU55**
Triumph 'Renown' 1953-54.
- 36174 BM4**
Peerless 'Gran Turismo' 1959-60.
Swallow 'Doretta' 1954-55.
Triumph 2-seater Sports 1954; TR2 1955-56; TR3 1956-59.
- 36181 CZU34**
M.G. 1½ litre 1947-53; 'Midget' 1954-55.
- 36182 CZU34**
Morris 'Cowley' Saloon 1955-56; 'Traveller' Series I-IV, 'Hindustan' Series I-III 1955-56; 'Isis' Saloon and 'Traveller' 1956.
- 36185 CZU55**
Austin A135 'Princess' 4 litre 1955-60; Ambulance and Hearse 1956-60.
- 36192 CZU55**
Humber 'Super Snipe' 1953-57.
- 36196 BM4**
Bristol '404' and '405' 1955-58.
- 36197 CZU55**
Commer 'Express' Delivery Van and Pick-up Truck 1955-57.
Hillman 'Minx' All Models 1955-56.
- 36201 CZU34**
Armstrong Siddeley All Models 1955-60.
- 36206 BM4**
Jaguar 2.4 litre 1956-57.
- 36212 BM4**
B.M.C. 7 ton Models 1958.
- 36216 CZU60**
Bentley Model 'S' Saloon 1955-59; 'Continental' Sports 1955-60.
- 36222 CZU60**
Daimler 3½ litre 'One-O-Four' Models and 4½ litre 1956.
- 36224 CZU34**
Lancaster 'Sprite' 1955-56.
- 36226 CZU34**
Morgan 'Four-Four' Series II (Ford Engine) 1956-60.



AMMETERS

VEHICLE APPLICATION REFERENCE—continued


<p>36233 CZU55 Citroen DS19 1957-59; ID19 1959.</p> <p>36234 CZU34 Morris 'Cowley' Saloon 1955-59; 'Traveller' Series I-IV, 'Hindustan' Series I-III 1957-60; 'Isis' 1957; 'Isis' Series II 1958; Half Ton Van and Truck 1957-60.</p> <p>36237 BM4 Jaguar 2.4 litre (later) 1957-59; 3.4 litre and Mk. II 1960; XK150 1958-60.</p> <p>36239 CZU60 Riley 'Two-Point-Six' 1958-59.</p> <p>36241 CZU34 Humber New 'Super Snipe' Series I and II 1959-60.</p> <p>36242 CZU60 Bristol '406' 1958-60.</p> <p>36244 CZU34 Rover '60' and '90' 1954-59; '75' 1952-59; '105' 1957-59; '80' and '100' 1960; 3 litre 1959-60.</p> <p>36245 CZU34 Austin Taxi and Hire Car (Diesel) 1959-60.</p> <p>36247 CZU34 M.G. 'Magnetite' 1954-60.</p> <p>36249 CZU60 Alvis 3 litre Saloon and Coupé TD21 1958-60.</p> <p>36250 BM4 Riley 'Four-Sixty-Eight' 1959-60.</p>	<p>36252 CZU34 Beardmore Taxi Mk. VII (Ford 'Consul' Engine) 1955-58.</p> <p>36253 CZU34 Riley 'Pathfinder' 1954-57. Wolseley 'Six Ninety-Nine' 1955-60.</p> <p>36254 CZU60 Commer $\frac{3}{4}$ ton Forward Control and Passenger Chassis 1960. Hillman 'Minx Special' Series IIIA 1959-60. Morris Commercial 5 ton and Prime Mover, 7 ton Series IVFF (Diesel) 1959-60. Sunbeam 'Alpine' Sports 1959-60.</p> <p>36256 CZU26 B.M.C. 5 ton (504) and Prime Mover Series IVFF 1959-60; Series IVFG Trucks 1960; '152' Range 1957-60. Morris Commercial 'J2' 1957-60.</p> <p>36257 CZU34 Aston Martin DB2/4 1957; Mk. III 1958-59; DB4 1959-60. Singer 'Gazelle' 1957-60.</p> <p>36260 CZ36 Bentley Model 'S2' Saloon 1960. Rolls-Royce 'Silver Cloud' II 1960.</p> <p>36261 CZ36 Austin B.M.C. 'Princess' 3 litre 1960.</p> <p>36262 CZU60 Jaguar 2,4 and 3.4 litre Mk. II 1960.</p>	<p>36263 CZU60 Daimler SP250 Sports 1960.</p> <p>36264 BM4 Fairthorpe 'Atomota' (later) 1959-60; 'Zeta' 1960. Triumph TR3 1960.</p> <p>36266 BM4 Elva 'Courier' (B.M.C. 1,500 c.c. Engine) 1960.</p> <p>36267 CZU34 Hillman 'Minx' De Luxe Series III 1959-60.</p> <p>36268 CZU60 Aston Martin DB4GT 1960.</p> <p>36270 CZU60 Wolseley 'Six Ninety' (Police Car) 1959-60.</p> <p>36271 CZU20 Armstrong Siddeley 'Limousine' 1960.</p> <p>36280 CZU34 Austin 3 ton (303), 4 ton (403) and 5 ton (503) Series III (Normal Control) 1960. Morris Commercial 2/3, 4 and 5 ton Series III (later) 1960.</p> <p>036435 CZU34 Hillman 'Minx' All Models 1957; De Luxe Series III 1958.</p> <p>364570 CZ20 Humber 'Hawk' and 'Super Snipe' 1946-48. Singer 10 and 12 1946-49. Wolseley 8 1946-48.</p>
--	--	---



AMMETERS


TYPE 5480-7

Part No.	Reading	Special Features
5480-7	15-0-15 30-0-30	Moving coil type; flange mounted; size $2\frac{9}{16}$ " (65 mm.) bezel diameter by $2\frac{9}{16}$ " (65 mm.) long.



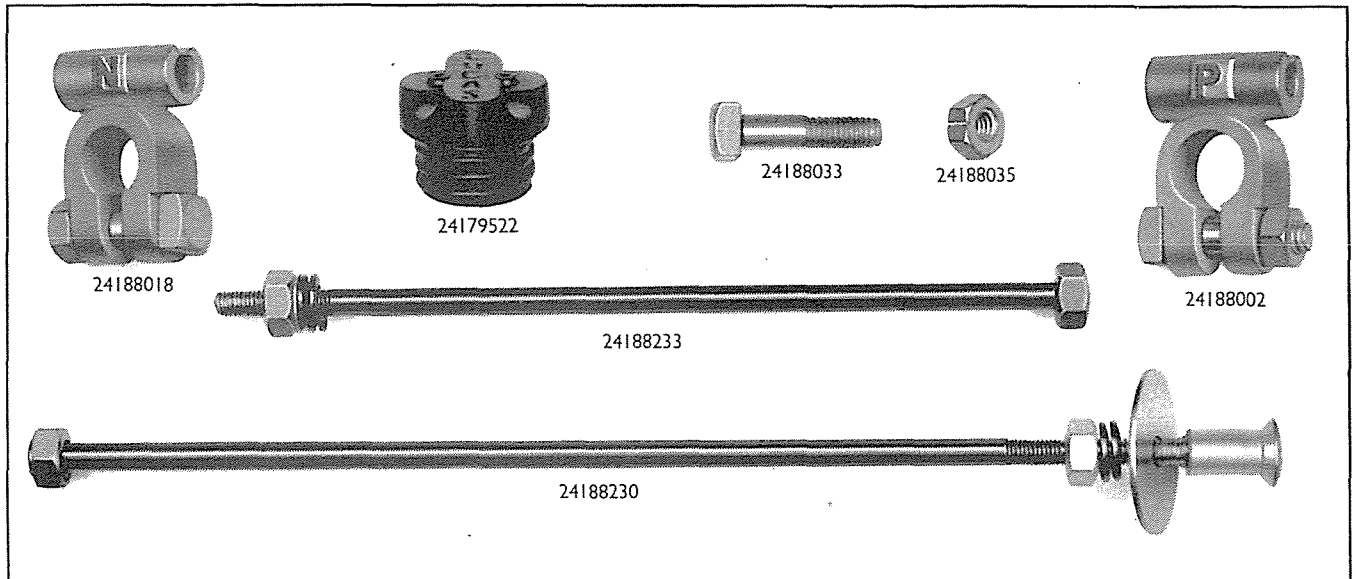
TYPES A4134 and A4138

Part No.	Reading	Special Features
A4134P	0-40	Moving coil type; clamp fixing; size $2\frac{3}{16}$ " (56 mm.) bezel diameter by $2\frac{9}{16}$ " (65 mm.) long.
A4138A	20-0-20	
A4138B	30-0-30	

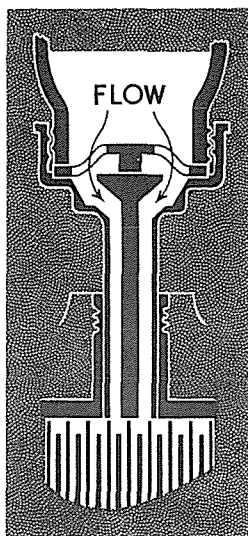


Other models of this type have a range scale reading from 15 to 80 amperes.

BATTERY SUNDRIES



Description	Special Features	Part No.
Fixing bolt	$\frac{5}{16}$ " \times $1\frac{1}{4}$ "; S.M.M.T.	24188033
Fixing nut	$\frac{5}{16}$ " Whit.; S.M.M.T.	24188035
Battery rod	$11\frac{3}{8}$ " long; Standard T	24188230
Battery rod	$7\frac{3}{4}$ " long; Standard LT	24188233
Universal cable connector	Positive; non-corrosive	24188002
Universal cable connector	Negative; non-corrosive	24188018
Vent plug	Rubber	24179522



BATTERY FILLER

Correct topping-up is automatically ensured by the Lucas Battery Filler. The nozzle is inserted into the battery and pressed down on to the separators. A valve opens, and the fluid flows until the correct level is reached.


In the case of 'King of the Road' batteries fitted with the correct acid level device, the Lucas battery filler can be used as a pourer by removing the red valve; the rubber washer should be retained to keep the joint between the bottle and nozzle watertight.

Description	Part No.
Car size	24189601
Trade size	24189605





BATTERY CABLE REPLACEMENT



BATTERY CABLE REPLACEMENT

(With Lucas Die-cast Battery Lug)

It is now possible to use the Lucas Die-cast Battery Lug when a battery replacement cable is needed. This makes for clean corrosion-free battery posts and long cable life.

A standard replacement kit for all modern vehicles is supplied. This consists of a 12-inch length of cable with a die-cast lug and brass connector sleeve. The connector sleeve is kept well away from the battery and ensures that cable joints are protected from corrosion under all conditions.

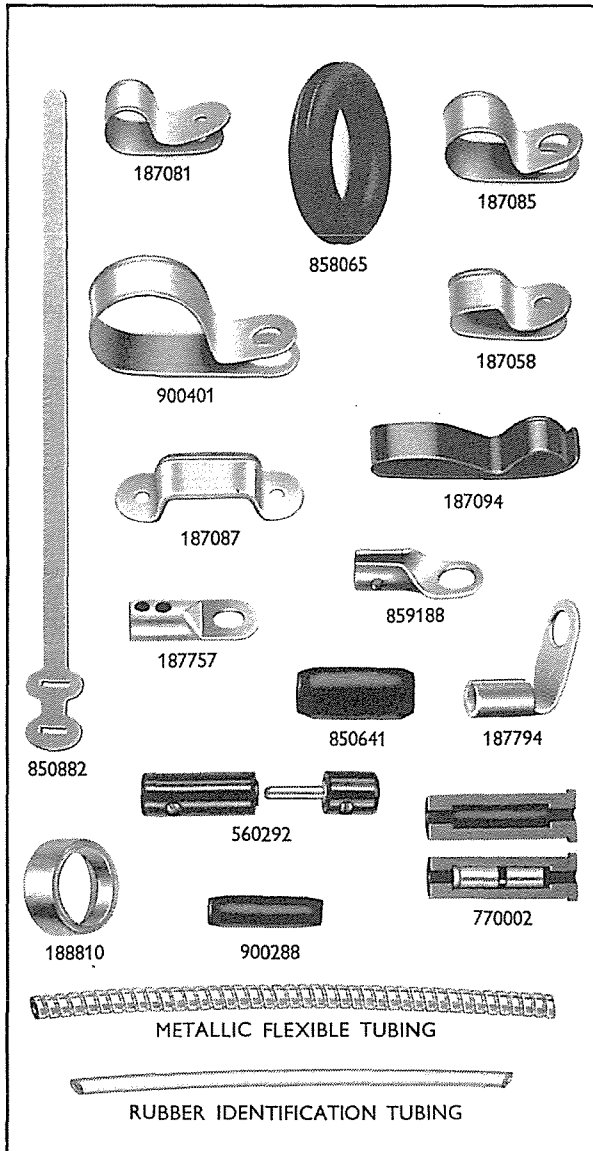
NEGATIVE LEAD (Part No. 861019)
 12 inches (37/20) Starter Cable with Cast Lug
 Brass Connector
 Rubber Sleeve
 Self-tapping Fixing Screw

POSITIVE LEAD (Part No. 861014)
 12 inches Braided Earth Cable with Cast Lug
 Brass Connector
 Self-tapping Fixing Screw

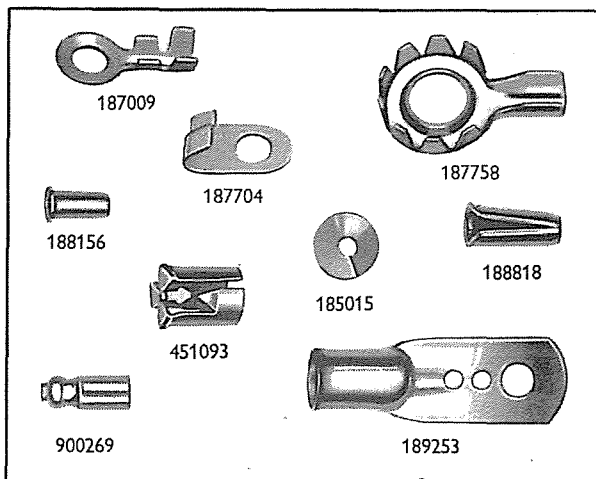
These may be used to replace either a corroded brass lug or a damaged cable by joining the replacement to any required length of standard starter cable.

BATTERY TO AMMETER LEAD (With Die-cast Plug)	Part No. 977222
BATTERY LUG FIXING SCREW (Self-tapping, Standard Size)	Part No. 186111
BATTERY LUG FIXING SCREW (Self-tapping, 1st Oversize)	Part No. 186114

CABLE SUNDRIES



These parts are illustrated half size



These parts are illustrated full size

RUBBER CABLE BUSHES

Part No.	Description
858062	$\frac{1}{4}$ " bore to fit $\frac{1}{2}$ " hole
858063	$\frac{1}{2}$ " bore to fit $\frac{3}{4}$ " hole
858065	1" bore to fit $1\frac{1}{4}$ " hole

SINGLE CABLE CLIPS

With bell-shaped ends to prevent chafing of cables
NICKEL PLATED

Part No.	Description
187075	$\frac{9}{32}$ " bore .136" hole
187045	$\frac{9}{32}$ " bore .196" hole
187047	$\frac{9}{32}$ " bore $\frac{11}{16}$ " hole
187052	$\frac{9}{32}$ " bore .196" hole
187042	$\frac{9}{32}$ " bore $\frac{9}{16}$ " hole
187007	$\frac{7}{16}$ " bore .136" hole
187081	$\frac{7}{16}$ " bore $\frac{11}{16}$ " hole

DOUBLE CABLE CLIPS

With bell-shaped ends to prevent chafing of cables
NICKEL PLATED

Part No.	Description
187058	$\frac{3}{8}$ " \times $\frac{17}{16}$ " bore .196" hole
187060	$\frac{3}{8}$ " \times $\frac{17}{16}$ " bore $\frac{5}{16}$ " hole

CABLE HARNESS CLIPS

With bell-shaped ends to prevent chafing of cables

Part No.	Description
900401	$1\frac{1}{8}$ " bore $\frac{5}{16}$ " hole

STARTER CABLE CLIPS

With bell-shaped ends to prevent chafing of cables
NICKEL PLATED

Part No.	Description
187048	$\frac{1}{2}$ " bore .196" hole
187051	$\frac{5}{8}$ " bore .196" hole
187085	$\frac{5}{8}$ " bore $\frac{5}{16}$ " hole

CABLE STRAPS

Part No.	Description
850882	7" long Aluminium



CABLE SUNDRIES

WIRING SADDLES

Part No.	Description
187087	1" cable slot

SPRING CLIPS FOR CHASSIS MOUNTING

Part No.	Description
187094	2 1/4" overall length
187050	2 1/2" overall length

CABLE EYELETS

Part No.	Description
187700	3/32" diameter, short
187009	3/16" diameter, short
850405	3/16" diameter
900450	3/16" diameter
850402	3/8" diameter

CABLE FLAG EYELETS

Part No.	Description
187704	3/16" hole

CABLE CLAW EYELETS

Part No.	Description
189368	2 B.A.
187758	5/16" diameter

TERMINAL ENDS

Part No.	Description
188156	1/8" diameter
188818	3/16" diameter
555910	3/16" diameter
185015	Terminal washer

FLEXIBLE METALLIC SHEATHING

Part No.	Size of Bore	External Diameter
857711	3/16"	13/32"
850594	1/4"	11/16"
850591	3/8"	13/16"
850593	7/16"	15/16"
857713	9/16"	1 1/8"
850592	1 1/8"	1 1/16"

CABLE CONNECTORS

Part No.	Description
900288	Snap-in Cable Connector (may be used with 3/32" single Cable Clip)
900269	Snap-in Terminal End for above
770002	Lucas Solderless Connector (for use with low current circuits) c/w Terminal Ends (may be used with 3/8" single Cable Clip)
560292	Lucas Quickly Detachable Cable Connector
850641	4-way Cable Connector

3 mm. RUBBER IDENTIFICATION TUBING (1 yard lengths)

Part No.	Colour	Part No.	Colour
857707	Black	857715	Blue
857708	Red	857716	White
857709	Green	857717	Yellow
857710	Purple	857718	Brown

STARTER CABLE TERMINALS

Part No.	Description
187757	3/8" diameter hole for cable
859188	3/8" diameter hole for cable
858183	As 859188 but 5/16" diameter hole
187794	3/8" diameter hole for earthing terminal

FERRULES FOR METALLIC FLEXIBLE SHEATHING

Part No.	Size of Bore
188812	3/16"
188814	3/8"
188805	1/2"
188807	9/16"
188810	3/4"

LIMPET BLACKLEY INSULATION TAPE

Part No.	Description
857603	1/2" wide in rolls approx. 1/4 lb. each
857604	3/8" wide in rolls approx. 3/8 lb. each

H.T. LEAD TERMINALS

Part No.	Description
189252	5 mm.
189253	7 mm.
451093	Terminal end (fitted to 7 mm. Ignition Lead)

CABLES



TOUGH RUBBER SHEATHED FLEXIBLES

Conductors of stranded tinned copper wires, each core vulcanised in rubber. Grouped cores sheathed in tough rubber. Eminently suitable for circuits subjected to conditions of exposure or vibration. Conforms in all respects to British Standards Specification No. 7.

Number of Cores	Size of each Core	Colour	12 yd. Spool	100 ft. Spool	100 yd. Spool
			Part No.	Part No.	Part No.
2	36/36	Black	857175	857176	857177
2	70/36	Black	841000	841001	841002
2	110/36	Black	841003	841004	841005
3	36/36	Black	857190	857191	857192
3	70/36	Black	841006	841007	841008
3	110/36	Black	841009	841010	841011
4	40/36	Black	54941176	54941177	—
5	40/36	Black	54941178	54941179	—

HIGH TENSION CABLES

Lucas H.T. Cables consist of high conductivity tinned copper wire, insulated with vulcanised rubber overall. Outer covering is of Neoprene, P.V.C., rubber, or highly polished yellow and black braided cotton. For the very best results we recommend Neoprene covered cable, which is specially ozone tested and is resistant to heat, petrol and water. Neoprene, P.V.C. and high gloss cables conform to British Standards Specification 1862.

Size	Colour	Description	12 yd. Spool	100 ft. Spool	100 yd. Coil
			Part No.	Part No.	Part No.
†19./012	Black	7 mm. Standard Rubber	857146	857147	857148
19./012	Black	7 mm. Neoprene insulated to Spec. UM837, Superior Grade	857158	857159	841600
19./012	Yellow/Black	7 mm. Braided Glossy	841601	841602	841603
19./012	Red	7 mm. P.V.C.	842010	842011	—
19./012	Black	7 mm. P.V.C.	842012	842013	—
19./012	Blue	7 mm. P.V.C.	842014	842015	—
19./012	Green	7 mm. P.V.C.	842016	842017	—
19./012	White	7 mm. P.V.C.	842018	842019	—
19./012	Yellow	7 mm. P.V.C.	842020	842021	—
19./012	Purple	7 mm. P.V.C.	842022	842023	—
19./012	Grey	7 mm. P.V.C.	842024	842025	—
19./012	Orange	7 mm. P.V.C.	842026	842027	—

† This cable is not considered suitable for Export and we do not recommend it where the high tension leads are bunched together or are in close proximity to metal engine components or low tension leads. The cable will give satisfactory service if kept completely clear of all earthed points, is well ventilated, and has no acute bends in the lay.



CABLES

BRIGHT BLACK POLISHED CABLES

Bright Black Polished P.V.C. insulated, cotton braided and impregnated with multi-coats of pigmented flame-resisting lacquer to form a completely weatherproof and highly polished cable. Recommended for external wiring purposes where extra protection coupled with neat appearance is required. The cable conforms in all respects to British Standards Specification 2004. Spooled on attractive metal spools.

Number of Cores	Size of Cores	12 yd. Spool	100 ft. Spool	100 yd. Spool
		Part No.	Part No.	Part No.
1	14/.010	840526	840527	840528
1	28/.012	840529	840530	840531
1	44/.012	840532	840533	840534
2	14/.010	840535	840536	840537
2	28/.012	840538	840539	840540
2	44/.012	840541	840542	840543
3	14/.010	840544	840545	840546
3	28/.012	840547	840548	840549

GENERAL PURPOSE CABLES — 'T' TYPE — SINGLE CORE

Intended for general purpose wiring of vehicles, these cables are supplied in distinctive colours. The conductor is of high conductivity copper strands, insulated with P.V.C., which is impervious to petrol, oils and acids. The outer covering of dyed soft yarn has been specially treated to prevent rotting. The cable is braided overall and is finished with a clear cellulose lacquer. These cables have been tested successfully under the most stringent service conditions. The cables conform in all respects to British Standards Specifications 1862 and 2004.

Size of Core	Colour	100 ft. Spool	Size of Core	Colour	100 ft. Spool
		Part No.			Part No.
14/.010	Red	857282	44/.012	Purple	840179
14/.010	Yellow	857324	44/.012	Brown	840276
14/.010	Blue	857360	44/.012	Blue	840309
14/.010	White	857396	44/.012	White	840310
14/.010	Green	857427	44/.012	Green	840311
14/.010	Brown	857451	44/.012	Yellow	840312
14/.010	Purple	857463	44/.012	Red	840313
14/.010	Black	857475	44/.012	Black	840314
28/.012	Red	857285	65/.012	Brown	840286
28/.012	Yellow	857327	65/.012	Blue	840320
28/.012	Blue	857363	65/.012	White	840321
28/.012	White	857400	65/.012	Green	840322
28/.012	Green	857430	65/.012	Yellow	840323
28/.012	Brown	857454	65/.012	Red	840324
28/.012	Purple	857466	65/.012	Purple	840325
28/.012	Black	857478	65/.012	Black	840326
			120/.012	Brown	840295
			120/.012	Yellow	840304

Full range of colour combinations available—for details see Cable List 502.
12 yard and 100 yard Spools supplied if required.

GENERAL PURPOSE P.T. (P.V.C.) INSULATED CABLES — SINGLE CORE

High conductivity copper conductor, insulated with P.V.C., which is impervious to petrol, oils, diluted acids or tropical fungi. Available in an extensive range of self colours with or without a contrasting tracer extruded through to the conductor. This cable conforms in all respects to British Standards Specification 2004.

Size of Core	Colour	100 ft. Spool	Size of Core	Colour	100 ft. Spool
		Part No.			Part No.
14/.010	Green	841610	44/.012	Green	841644
14/.010	Purple	841611	44/.012	Purple	841645
14/.010	Red	841612	44/.012	Red	841646
14/.010	Blue	841613	44/.012	Blue	841647
14/.010	Yellow	841614	44/.012	Yellow	841648
14/.010	White	841615	44/.012	White	841649
14/.010	Black	841616	44/.012	Black	841650
14/.010	Brown	841617	44/.012	Brown	841651
28/.012	Green	841627	65/.012	Black	841979
28/.012	Purple	841628	65/.012	Brown	841980
28/.012	Red	841629			
28/.012	Blue	841630			
28/.012	Yellow	841631			
28/.012	White	841632			
28/.012	Black	841633			
28/.012	Brown	841634			

Full range of colour combinations available—for details see Cable List 502.

CABLES



P.V.C. INSULATING TUBING (ASSORTED COLOURS)

High grade P.V.C. flexible tubing. Resistant to water, oils, paraffin and petrol at normal temperatures. Provides sound electrical insulation.

Size of bore	Wall thickness	Colour	Part No. 100 ft. coils	Size of bore	Wall thickness	Colour	Part No. 100 ft. coils	Size of bore	Wall thickness	Colour	Part No. 100 ft. coils
2.5 mm.	.5 mm.	Black	842200	7 mm.	.5 mm.	Red	842222	12 mm.	.5 mm.	Black	842244
3 mm.	.5 mm.	Black	842201	7 mm.	.5 mm.	Yellow	842223	13 mm.	.5 mm.	Black	842245
4.5 mm.	.5 mm.	Brown	842202	7 mm.	.5 mm.	Black	842224	14 mm.	.5 mm.	Black	842246
4.5 mm.	.5 mm.	Green	842203	7 mm.	.5 mm.	Blue	842225	15 mm.	.5 mm.	Black	842247
4.5 mm.	.5 mm.	Red	842204	8 mm.	.5 mm.	Brown	842226	16 mm.	.5 mm.	Black	842248
4.5 mm.	.5 mm.	Yellow	842205	8 mm.	.5 mm.	Green	842227	17 mm.	.5 mm.	Black	842249
4.5 mm.	.5 mm.	Black	842206	8 mm.	.5 mm.	Red	842228	18 mm.	.5 mm.	Black	842250
4.5 mm.	.5 mm.	Blue	842207	8 mm.	.5 mm.	Yellow	842229	19 mm.	.5 mm.	Black	842251
5 mm.	.5 mm.	Brown	842208	8 mm.	.5 mm.	Black	842230	20 mm.	.5 mm.	Black	842252
5 mm.	.5 mm.	Green	842209	8 mm.	.5 mm.	Blue	842231	21 mm.	.5 mm.	Black	842253
5 mm.	.5 mm.	Red	842210	9 mm.	.5 mm.	Brown	842232	22 mm.	.5 mm.	Black	842254
5 mm.	.5 mm.	Yellow	842211	9 mm.	.5 mm.	Green	842233	23 mm.	.5 mm.	Black	842255
5 mm.	.5 mm.	Black	842212	9 mm.	.5 mm.	Red	842234				
5 mm.	.5 mm.	Blue	842213	9 mm.	.5 mm.	Yellow	842235				
6 mm.	.5 mm.	Brown	842214	9 mm.	.5 mm.	Black	842236	12 mm.	1.0 mm.	Black	842256
6 mm.	.5 mm.	Green	842215	9 mm.	.5 mm.	Blue	842237	14 mm.	1.0 mm.	Black	842257
6 mm.	.5 mm.	Red	842216	10 mm.	.5 mm.	Brown	842238	15 mm.	1.0 mm.	Black	842258
6 mm.	.5 mm.	Yellow	842217	10 mm.	.5 mm.	Green	842239	16 mm.	1.0 mm.	Black	842259
6 mm.	.5 mm.	Black	842218	10 mm.	.5 mm.	Red	842240	23 mm.	1.0 mm.	Black	842260
6 mm.	.5 mm.	Blue	842219	10 mm.	.5 mm.	Yellow	842241				
7 mm.	.5 mm.	Brown	842220	10 mm.	.5 mm.	Black	842242				
7 mm.	.5 mm.	Green	842221	10 mm.	.5 mm.	Blue	842243				

P.V.C. (PLASTIC) TWIN AND TRIPLE CORE CABLES






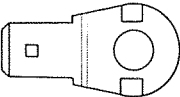

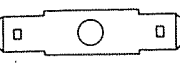
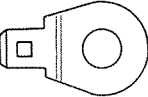

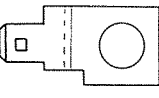
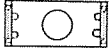
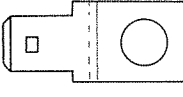
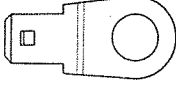
High conductivity copper conductor, insulated overall with P.V.C. Impervious to petrol, oils, diluted acids or tropical fungi. Cable conforms to British Standards Specification 1862 (where applicable).

Cores	Core size	Colour	Application	Part No. 100 ft. Spools
2	14/36	Silver Grey	Parking lamp	54941174
2 (flat)	14/.010	Bronze	Demister, etc.	857921
2 (flat)	14/.010	Black	General	54941180
2 (flat)	14/.010	Red	General	54941181
2 (flat)	28/.012	Green	General	54941182
2 (flat)	28/.012	Black	General	54941183
3	40/36	Black	General	54941184
3	40/36	Grey	General	54941185
3	40/36	Brown	General	54941186

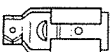

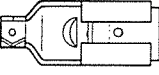

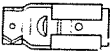

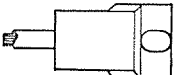


LUCAS SERVICE CONNECTORS

BLADES

Part No.	Amps.	Fixing Hole	Application			Part No.	Amps.	Fixing Hole	Application
199218 Blade	17.5	4 B.A.	TPS1/1 Switches			54190015 Blade	17.5	2 B.A.	ST950 Switches
199275 Blade	17.5	2 B.A.	CZU34 Ammeters			54190038 Blade	17.5	2 B.A.	C39PV-2F Generators
199279 Blade	17.5	2 B.A.	DM2 and DM6 Distributors			54190044 Blade	35	1/4"	C39PV-2D Generators
199317 Blade	35	2 B.A.	CZU34 Ammeters			54190076 Blade	17.5	3 B.A.	Earthing Connector (double contact)
54190000 Blade	17.5	1/4"	General Application			54190096 Blade	17.5	2 B.A.	LA12 & HA12 Ignition Coils
54190013 Blade	17.5	5/16"	ST950 Switches			54190108 Blade	17.5	2 B.A.	LA12 Ignition Coils
54190014 Blade	35	5/16"	ST950 Switches			54199524 Blade	17.5	5/16"	Earthing Connectors

FEMALE CONNECTORS

54942078 Female	17.5	Single Leads only			54190042 Insulating Cover	Used with Female Connector 54942078
54942079 Female	35	Double or Single Leads			54190043 Insulating Cover	Used with Female Connector 54942079
54942747 Female	17.5	Double Lead Connector			54190119 Insulating Cover	Used with Female Connector 54942747
54944898 Inhibitor (Insulating Cover and Female Connector)					Made up with 4" of cable and a Female Connector to fit on to the field terminal of the Control Box	

LUCAS

SECTION

C

CONTROL BOXES · CUTOUTS FUSE BOXES · JUNCTION BOXES REGULATORS · RELAYS · TERMINAL BLOCKS

CONTROL BOXES, CUTOUTS AND REGULATORS

Model Interpretation

CFR2	Incorporates Cutout, Fuse and Resistance. Two resistance values for 4-pole generator.	RB310	Regulator Box with three separately wound bobbins for Voltage Regulator, Current Regulator and Cutout. Fitted with screw or 'Lucar' connections.
CJR3	Incorporates Cutout, Junction Box and Fuses.	RF91	Combined Regulator and Fuse Box, with LRT9/2 Regulator, incorporating thermostat for temperature compensation. One resistance only for 2-pole generators.
MCR1	Motor Cycle type with LRT9/1 Regulator, incorporating thermostat for temperature compensation.	RF92	Incorporates Fuses and LRT9 Regulator.
MCR2	As MCR1, but with LRT9/2 Regulator.	RF95/2	LRT9/2 Regulator, incorporating thermostat for temperature compensation. External fuses.
RB106/1	Regulator Box with LRT9/2 Regulator, incorporating thermostat for temperature compensation. Shrouded terminals.	RF96/2	LRT9/2 Regulator, incorporating thermostat for temperature compensation. No fuses.
RB106S/1	As RB106/1, but suppressed for radio.	RF96S/2	As RF96/2, but suppressed for radio.
RB106/2	As RB106/1, but with 106/2 Regulator.	RJF91	Incorporates LRT9 Regulator, Junction Box and Fuses.
RB106S/2	As RB106S/1, but with 106/2 Regulator.	2TR	Transistorised Regulator with Diode.
RB107	Regulator Box with 106/2 Regulator and sealed cover.		
RB108	Regulator Box with 106/2 Regulator, incorporating thermostat for temperature compensation. Terminal sleeve connections.		


Model Reference and Part Number Index

Details of all Control Boxes, etc., appearing in this Section


Model	Part No.	Model	Part No.	Model	Part No.	Model	Part No.
CFR2	332151	RB106/2	37290	RB310	37308	RF95/2	37078
CFR2	332179	RB106S/2	37219	RB310	37315	RF95/2	37079
CFR2	332195	RB106S/2	37220	RB310	37323	RF95/2	37080
CFR2	332202	RB106S/2	37248	RB310	37332	RF95/2	37081
CFR2	332203	RB106S/2	37280	RB310	37341	RF95/2	37092
CJR3	33027	RB107	37127	RF91	37002	RF95/2	37093
CJR3	336212	RB108	37225	RF91	37003	RF95S/3	37105
MCR1	33018	RB310	37187	RF91	37031	RF96	37052
MCR2	37097	RB310	37189	RF91	37032	RF96	37098
MCR2	37144	RB310	37195	RF91	37033	RF96	37102
RB106/1	37035J	RB310	37204	RF91	37034	RF96	37116
RB106/1	37138	RB310	37207	RF91	37050	RF96	37118
RB106/1	37139	RB310	37226	RF91	37055	RF96/2	37035A/H
RB106/1	37172	RB310	37259	RF91	37056	RF96/2	37048
RB106S/1	37166	RB310	37277	RF91	37058	RF96/2	37054
RB106S/1	37178	RB310	37279	RF91	37063	RF96/2	37066
RB106/2	37182	RB310	37297	RF91	334551	RF96S/2	37089
RB106/2	37183	RB310	37298	RF92	37099	RF96S/2	37190
RB106/2	37206	RB310	37299	RF95/2	37057	RJF91	37030
RB106/2	37216	RB310	37301	RF95/2	37062	RJF91	37036
RB106/2	37217	RB310	37303	RF95/2	37065	RJF91	37046
RB106/2	37247	RB310	37304	RF95/2	37067	2TR	37296
RB106/2	37264	RB310	37305	RF95/2	37076		
RB106/2	37283	RB310	37307				




CONTROL BOXES, CUTOUTS AND REGULATORS



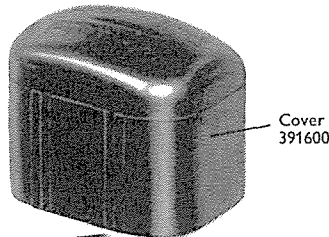
**MODELS CJR3
RJF91**



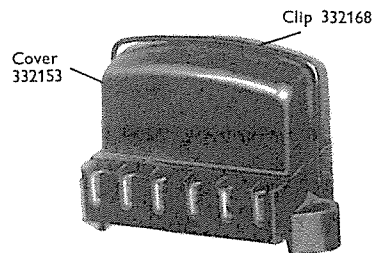
MODEL RB310





MODEL RF92




MODEL CFR2



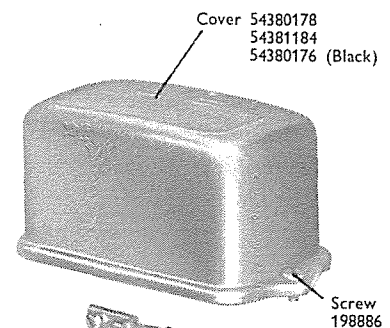
MODEL RB108




**MODELS RF96
RB106**



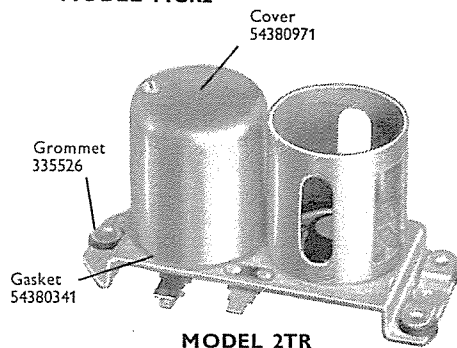
MODEL MCR2



MODEL RB310




MODEL RF95/2




MODEL 2TR

For detailed spare parts, see pages C4-C10

CONTROL BOXES, CUTOUTS AND REGULATORS



For detailed spare parts, see pages C4-C10



CONTROL BOXES, CUTOUTS AND REGULATORS

DETAILED SPARE PARTS

Part No.	†33018A	33027A	†37002A	†37003A	†37030A	†37031A/B	†37032A/B
Model	MCR1	CJR3	RF91	RF91	RJF91	RF91	RF91
Voltage	6	12	12	12	12	12	12
Replaced by (see footnote)	(37144)	—	(37065)	(37065)	(37046)	(37057)	(37057)
§Cover, regulator or cutout	*390380	337936	334553	334553	337936	334553	334553
§Cover, fuse	—	336022	—	—	336022	—	—
§Clip or screw, cover fixing	390381	337937	334561	334561	337937	334561	334561
§Regulator or cutout	—	339211	*33055	*33055	*33055	*33055	*33055
§ Contact set, cutout	335637	—	391347	391347	391347	391347	391347
Screw, cutout adjusting	—	—	390794	390794	390794	390794	390794
Nut, cutout adjusting screw	—	—	390529	390529	390529	390529	390529
§ Contact set, voltage regulator	335636	—	391346	391346	391346	391346	391346
§Resistance, points (see page C15)	—	332200	334977	334977	334977	334977	334977
Screw, regulator fixing	126463	—	126544	126544	126544	126544	126544
Plate, clamping	390387	—	—	—	—	—	—
§Screw, terminal	—	121610	121610	121610	121610	121610	121610
§Fuse, 25 amp. (see page C12)	—	188216	188216	188216	188216	188216	188216
§Fuse, 4.5 amp. (see page C12)	—	188230	—	—	—	—	—
§Fuse, 3 amp. (see page C12)	—	188227	—	—	—	—	—

Part No.	†37033A	†37034A	†37035A/H	†37035J	†37036A	37046A	†37048E
Model	RF91	RF91	RF96/2	RB106/1	RJF91	RJF91	RF96/2
Voltage	6	6	6	6	12	12	12
Replaced by (see footnote)	(37081)	(37062)	(37216)	(37216)	(37046)	—	(37182)
§Cover, regulator or cutout	334553	334553	391600	391600	337936	337936	391600
§Cover, fuse	—	—	—	—	336022	336022	—
§Clip or screw, cover fixing	334561	334561	334906	334906	337937	337937	334906
§Regulator or cutout	—	—	*33073	*33073	*33055	*33055	*33075
§ Contact set, cutout	391347	391347	391347	391347	391347	391347	391347
Screw, cutout adjusting	390794	390794	390794	390794	390794	390794	390794
Nut, cutout adjusting screw	390529	390529	390529	390529	390529	390529	390529
§ Contact set, voltage regulator	391346	391346	391346	391346	391346	391346	391346
§Resistance, points (see page C15)	334976	334976	334976	334976	334977	334977	334977
Screw, regulator fixing	126544	126544	126589	126589	126544	126544	126589
Washer, fixing screw	—	—	185038	185038	—	—	185038
§Screw, terminal	121610	121610	121610	121610	121610	121610	121610
§Fuse, 25 amp. (see page C12)	188216	188216	—	—	188216	188216	—


Part No.	†37050A	†37052D	†37052F/H	†37054A/D	†37054E/F	†37055A	†37056A
Model	RF91	RF96S	RF96S/2	RF96	RF96/2	RF91	RF91
Voltage	6	12	12	6	6	12	6
Replaced by (see footnote)	(37099)	(37219)	(37219)	(37247)	(37247)	(37057)	(37081)
§Cover, regulator or cutout	334553	391600	391600	391600	391600	334553	334553
§Clip or screw, cover fixing	334561	334906	334906	334906	334906	334649	334649
§Regulator or cutout	—	*33055	*33075	—	*33076	*33055	—
§ Contact set, cutout	391347	391347	391347	391347	391347	391347	391347
Screw, cutout adjusting	390794	390794	390794	390794	390794	390794	390794
Nut, cutout adjusting screw	390529	390529	390529	390529	390529	390529	390529
§ Contact set, voltage regulator	391346	391346	391346	391346	391346	391346	391346
§Resistance, points (see page C15)	334976	334977	334977	334976	334976	334977	334976
Screw, regulator fixing	—	126589	126589	126589	126589	126544	126544
Washer, fixing screw	—	185038	185038	185038	185038	—	—
Condenser and clip	—	484264	484264	—	—	—	—
Screw, condenser fixing	—	126589	126589	—	—	—	—
§Choke assembly	—	334932	334932	—	—	—	—
Nut, choke fixing	—	166160	166160	—	—	—	—
Washer, plain, choke fixing nut	—	131000	131000	—	—	—	—
Washer, spring, choke fixing nut	—	185012	185012	—	—	—	—
§Screw, terminal	121610	121610	121610	121610	121610	121610	121610
§Fuse, 25 amp. (see page C12)	188216	—	—	—	—	188216	188216

For illustrations, see pages C2-C3

Note. For replacement spare parts, see appropriate column under part number * See Supersession Chart
 † When ordering, quote part number shown in brackets § Recommended spares for stock

continued

CONTROL BOXES, CUTOUTS AND REGULATORS



DETAILED SPARE PARTS

Part No.	37057A/F	37057H	37057J	†37058A	37062A/H	37062J	37062K
Model	RF95/2	RF95/3	RF95/3	RF91	RF95/2	RF95/3	RF95/3
Voltage	12	12	12	6	6	6	6
Replaced by (see footnote)	—	—	—	(37062)	—	—	—
§Cover, regulator or cutout	334956	334956	334956	334553	334956	334956	334956
§Clip or screw, cover fixing	334906	334906	334906	334561	334906	334906	334906
§Regulator or cutout	*33072	33183	33183	—	*33076	33180	33180
§ Contact set, cutout	391347	335767	335767	391347	391347	335767	335767
Screw, cutout adjusting	390794	390794	54380161	390794	390794	390794	54380161
Nut, cutout adjusting screw	390529	390529	—	390529	390529	390529	—
§ Contact set, voltage regulator	391346	335768	335768	391346	391346	335768	335768
Spring, adjusting screw	—	—	54380088	—	—	—	54380088
§Resistance, points (see page C15)	334977	334977	334977	334976	334976	334976	334976
Screw, regulator fixing	126589	126589	126589	126544	126589	126589	126589
Washer, fixing screw	185038	185040	185040	—	185038	185040	185040
§Screw, terminal	121610	121610	121610	121610	121610	121610	121610
§Fuse, 25 amp. (see page C12)	—	—	—	188216	—	—	—
§Fuse, 35 amp. (see page C12)	188218	188218	188218	—	188218	188218	188218


Part No.	†37063A	37065A/F	37065H	37065J	†37066A/B	†37067A/F	†37076A/F
Model	RF91	RF95/2	RF95/3	RF95/3	RF96/2	RF95/2	RF95/2
Voltage	6	12	12	12	12	12	12
Replaced by (see footnote)	(37093)	—	—	—	(37183)	(37105)	(37065)
§Cover, regulator or cutout	334553	334956	334956	334956	391600	334956	334956
§Clip or screw, cover fixing	334561	334906	334906	334906	334906	334906	334906
§Regulator or cutout	—	*33075	33184	33184	*33150	—	*33091
§ Contact set, cutout	391347	391347	335767	335767	391347	391347	391347
Screw, cutout adjusting	390794	390794	390794	54380161	390794	390794	390794
Nut, cutout adjusting screw	390529	390529	390529	—	390529	390529	390529
§ Contact set, voltage regulator	391346	391346	335768	335768	391346	391346	391346
Spring, adjusting screw	—	—	—	54380088	—	—	—
§Resistance, points (see page C15)	334976	334977	334977	334977	334977	334972	334977
Screw, regulator fixing	—	126589	126589	126589	126589	126589	126589
Washer, fixing screw	—	185038	185040	185040	185038	185038	185038
§Screw, terminal	121610	121610	121610	121610	121610	121610	121610
§Fuse, 25 amp. (see page C12)	188216	—	—	—	—	—	—
§Fuse, 35 amp. (see page C12)	—	188218	188218	188218	—	188218	188218

Part No.	†37076H	†37078A	†37079A/F	†37080A	37081A/H	37081J	37081K
Model	RF95/3	RF95/2	RF95/2	RF95/2	RF95/2	RF95/3	RF95/3
Voltage	12	12	6	12	6	6	6
Replaced by (see footnote)	(37065)	(37065)	(37081)	(37092)	—	—	—
§Cover, regulator or cutout	334956	334956	334956	334956	334956	334956	334956
§Clip or screw, cover fixing	334906	334906	334906	334906	334906	334906	334906
§Regulator or cutout	*33181	*33075	*33090	*33088	*33073	33187	33187
§ Contact set, cutout	335767	391347	391347	391347	391347	335767	335767
Screw, cutout adjusting	390794	390794	390794	390794	390794	390794	54380161
Nut, cutout adjusting screw	390529	390529	390529	390529	390529	390529	—
§ Contact set, voltage regulator	335768	391346	391346	391346	391346	335768	335768
Spring, adjusting screw	—	—	—	—	—	—	54380088
§Resistance, points (see page C15)	334977	334977	334976	334976	334976	334976	334976
Screw, regulator fixing	126589	126589	126589	126589	126589	126589	126589
Washer, fixing screw	185040	185038	185038	185038	185038	185040	185040
§Screw, terminal	121610	121610	121610	121610	121610	121610	121610
§Fuse, 35 amp. (see page C12)	188218	188218	188218	188218	188218	188218	188218

For illustrations, see pages C2-C3

Note. For replacement spare parts, see appropriate column under part number * See Supersession Chart
 † When ordering, quote part number shown in brackets § Recommended spares for stock

continued



CONTROL BOXES, CUTOUTS AND REGULATORS

DETAILED SPARE PARTS

Part No.	†37089A/E	37092A/F	37092H	37092J	37093A/F	37093H	37093J
Model	RF96S/2	RF95/2	RF95/3	RF95/3	RF95/2	RF95/3	RF95/3
Voltage	12	12	12	12	6	6	6
Replaced by (see footnote)	(37280)	—	—	—	—	—	—
§Cover, regulator or cutout	391600	334956	334956	334956	334956	334956	334956
§Clip or screw, cover fixing	334906	334906	334906	334906	334906	334906	334906
§Regulator or cutout	—	*33075	33184	33184	33084	33182	33182
§ Contact set, cutout	391347	391347	335767	335767	391347	335767	335767
Screw, cutout adjusting	390794	390794	390794	54380161	390794	390794	54380161
Nut, cutout adjusting screw	390529	390529	390529	—	390529	390529	—
§ Contact set, voltage regulator	391346	391346	335768	335768	391346	335768	335768
Spring, adjusting screw	—	—	—	54380088	—	—	54380088
§Resistance, points (see page C15)	334972	334976	334976	334976	334976	334976	334976
Screw, regulator fixing	126589	126589	126589	126589	126589	126589	126589
Washer, fixing screw	185038	185038	185038	185038	185038	185040	185040
Condenser and clip	484264	—	—	—	—	—	—
Screw, condenser fixing	126589	—	—	—	—	—	—
§Choke assembly	334932	—	—	—	—	—	—
Nut, choke fixing	166160	—	—	—	—	—	—
Washer, plain, choke fixing nut	131000	—	—	—	—	—	—
Washer, spring, choke fixing nut	185012	—	—	—	—	—	—
§Screw, terminal	121610	121610	121610	121610	121610	121610	121610
§Fuse, 35 amp. (see page C12)	—	188218	188218	188218	188218	188218	188218

Part No.	37097A/B	37097D	37097E	†37098B	†37099A	†37102A/D
Model	MCR2	MCR2	MCR2	RF96	RF92	RF96
Voltage	6	6	6	12	6	6
Replaced by (see footnote)	—	—	—	(37206)	(37081)	(37216)
§Cover, regulator or cutout	391454	226363	226363	391600	334553	391600
§Clip or screw, cover fixing	391453	226364	226364	334906	334561	334906
§Regulator or cutout	—	—	—	*33108	—	*33090
§ Contact set, cutout	391347	335767	335767	391347	—	391347
Screw, cutout adjusting	390794	390794	54380161	390794	—	390794
Nut, cutout adjusting screw	390529	390529	—	390529	—	390529
§ Contact set, voltage regulator	391346	226339	226339	391346	—	391346
Spring, adjusting screw	—	—	54380088	—	—	—
§Resistance, points (see page C15)	—	—	—	334977	334976	334976
Screw, regulator fixing	126463	—	—	126589	—	126589
Washer, fixing screw	185038	—	—	185038	—	185038
Plate, clamping	390387	390387	390387	—	—	—
Screw, clamping plate fixing	132504	132504	132504	—	—	—
§Screw, terminal	—	—	—	121610	121610	121610
§Fuse, 25 amp. (see page C12)	—	—	—	—	188216	—

Part No.	37105A	37105B	37105D	†37116A/D	†37118A	†37127A/E	†37127F/K
Model	RF95S/2	RF95S/3	RF95S/3	RF96S/2	RF96	RB107	RB107
Voltage	12	12	12	12	12	6	6
Replaced by (see footnote)	—	—	—	(37280)	(37217)	(37097)	(37097)
Bracket, cover fixing	—	—	—	—	—	—	335464
§Cover, regulator or cutout	334956	334956	334956	391600	391600	335361	335682
§Clip or screw, cover fixing	334906	334906	334906	334906	334906	335544	126544
§Regulator or cutout	*33118	33185	33185	*33166	*33091	—	—
§ Contact set, cutout	391347	335767	335767	391347	391347	335767	335767
Screw, cutout adjusting	390794	390794	54380161	390794	390794	390794	390794
Nut, cutout adjusting screw	390529	390529	—	390529	390529	390529	390529
§ Contact set, voltage regulator	391346	335768	335768	391346	391346	335768	335768
Spring, adjusting screw	—	—	54380088	—	—	—	—
§Resistance, points (see page C15)	334976	334976	334976	334976	334977	—	—
Screw, regulator fixing	126589	126589	126589	126589	126589	126544	126544
Washer, fixing screw	185038	185040	185040	185038	185038	185040	185040
Condenser and clip	484264	484264	484264	484264	—	—	—
Screw, condenser fixing	126589	126589	126589	126589	—	—	—
§Choke assembly	334932	334932	334932	334932	—	—	—
Nut, choke fixing	166160	166160	166160	166160	—	—	—
Washer, plain, choke fixing nut	131000	131000	131000	131000	—	—	—
Washer, spring, choke fixing nut	185012	185012	185012	185012	—	—	—
§Screw, terminal	121610	121610	121610	121610	121610	—	—
Plate, terminal fixing	—	—	—	—	—	335450	335450
§Fuse, 35 amp. (see page C12)	188218	188218	188218	—	—	—	—

For illustrations, see pages C2-C3

Note. For replacement spare parts, see appropriate column under part number * See Supersession Chart
 † When ordering, quote part number shown in brackets § Recommended spares for stock

continued

CONTROL BOXES, CUTOUTS AND REGULATORS



DETAILED SPARE PARTS

Part No.	†37138A/D RB106/1 12 (37182)	†37139A/E RB106/1 12 (37183)	37144A MCR2 6 —	37144B MCR2 6 —	37144D MCR2 6 —	†37166A/D RB106S/1 12 (37220)	†37172A/B RB106/1 12 (37206)
§Cover, regulator or cutout	391600	391600	391454	226363	226363	391600	391600
§Clip or screw, cover fixing	334906	334906	391453	226364	226364	334906	334906
§Regulator or cutout	*33143A	*33150A	—	—	—	*33150A	*33108
§ Contact set, cutout	391347	391347	391347	335767	335767	391347	391347
Screw, cutout adjusting	390794	390794	390794	390794	54380161	390794	390794
Nut, cutout adjusting screw	390529	390529	390529	390529	—	390529	390529
§ Contact set, voltage regulator	391346	391346	391346	226339	226339	391346	391346
Spring, adjusting screw	—	—	—	—	54380088	—	—
§Resistance, points (see page C15)	334977	334977	—	—	—	334977	334977
Screw, regulator fixing	126463	126463	126463	—	—	126589	126589
Washer, fixing screw	185038	185038	185038	—	—	185038	185038
Condenser and clip	—	—	—	—	—	484264	—
Screw, condenser fixing	—	—	—	—	—	126589	—
§Choke assembly	—	—	—	—	—	334932	—
Nut, choke fixing	—	—	—	—	—	166160	—
Washer, plain, choke fixing nut	—	—	—	—	—	131000	—
Washer, spring, choke fixing nut	—	—	—	—	—	185012	—
Plate, clamping	—	—	390387	390387	390387	—	—
Screw, clamping plate fixing	—	—	132504	132504	132504	—	—
§Screw, terminal	121610	121610	—	—	—	121610	121610

Part No.	†37178A/B RB106S/1 12 (37248)	37182A/H RB106/2 12 —	37182J RB106/2 12 —	37182K RB106/2 12 —	37183A/H RB106/2 12 —	37183K RB106/2 12 —	37183L RB106/2 12 —
§Cover, regulator or cutout	391600	391600	391600	391600	391600	391600	391600
§Clip or screw, cover fixing	334906	334906	334906	334906	334906	334906	334906
§Regulator or cutout	33156A	—	—	—	—	—	—
§ Contact set, cutout	391347	335767	335767	335767	335767	335767	335767
Screw, cutout adjusting	390794	390794	54380161	54380161	390794	54380161	54380161
Nut, cutout adjusting screw	390529	390529	—	—	390529	—	—
§ Contact set, voltage regulator	391346	226339	226339	226339	226339	226339	226339
Spring, adjusting screw	—	—	54380088	54380088	—	54380088	54380088
§Resistance, points (see page C15)	334977	334977	334977	54380858	334977	334977	54380858
Screw, regulator fixing	126589	—	—	—	—	—	—
Washer, fixing screw	185038	—	—	—	—	—	—
Condenser and clip	484264	—	—	—	—	—	—
Screw, condenser fixing	126589	—	—	—	—	—	—
§Choke assembly	334932	—	—	—	—	—	—
Nut, choke fixing	166160	—	—	—	—	—	—
Washer, plain, choke fixing nut	131000	—	—	—	—	—	—
Washer, spring, choke fixing nut	185012	—	—	—	—	—	—
§Screw, terminal	121610	121610	121610	121610	121610	121610	121610

Part No.	†37187A/L RB310 12 (37307)	†37189A/J RB310 12 (37303)	37190A RF96S/2 12 —	37195A/F RB310 12 —	37195H/K RB310 12 —
§Cover, regulator or cutout	335610	335610	391600	335774	335774
§Clip or screw, cover fixing	335544	335544	334906	335544	335544
Tube, insulating, cover fixing screw	857685	857685	—	857685	857685
§Gasket, cover sealing	335563	335563	—	335563	335563
§Regulator or cutout	—	—	33163	—	—
§ Contact set, cutout	335766	335766	391347	335766	335766
Screw, cutout adjusting	390794	390794	390794	390794	390794
Nut, cutout adjusting screw	390529	390529	390529	390529	390529
§ Contact set, voltage regulator	335765	335765	391346	226402	226402
§ Contact set, current regulator	335764	335764	—	335764	335764
§Resistance, points (see page C15)	54380858	54380858	334976	335739	54380858
§Resistance, field (see page C15)	—	—	—	—	226307
Grommet and ferrule, mounting	335526	335526	—	335526	335526
Screw, regulator fixing	—	—	126589	—	—
Washer, fixing screw	—	—	185038	—	—
Condenser and clip	—	—	484264	—	—
Screw, condenser fixing	—	—	126589	—	—
§Choke assembly	—	—	334932	—	—
Nut, choke fixing	—	—	166160	—	—
Washer, plain, choke fixing nut	—	—	131000	—	—
Washer, spring, choke fixing nut	—	—	185012	—	—
§Screw, terminal	126490	126490	121610	126490	126490
Washer, terminal screw	185040	185040	—	185040	185040

For illustrations, see pages C2-C3

Note. For replacement spare parts, see appropriate column under part number * See Supersession Chart
 † When ordering, quote part number shown in brackets § Recommended spares for stock



CONTROL BOXES, CUTOUTS AND REGULATORS

DETAILED SPARE PARTS

Part No.	37195L	37195M	†37204A/E	37206A/H	37206J	37206K
Model	RB310	RB310	RB310	RB106/2	RB106/2	RB106/2
Voltage	12	12	12	12	12	12
Replaced by (see footnote)	—	—	(37298)	—	—	—
§Cover, regulator or cutout	54380176	54380176	335610	391600	391600	391600
§Clip or screw, cover fixing	54127512	198886	335544	334906	334906	334906
Tube, insulating, cover fixing screw	—	—	857685	—	—	—
§Gasket, cover sealing	226479	226479	335563	—	—	—
§Contact set, cutout	335766	335766	335766	335767	335767	335767
Screw, cutout adjusting	390794	390794	390794	390794	54380161	54380161
Nut, cutout adjusting screw	390529	390529	390529	390529	—	—
§Contact set, voltage regulator	226402	226402	335765	335768	335768	335768
§Contact set, current regulator	335764	335764	335764	—	—	—
Screw, current and voltage regulator adjusting	54380161	54380161	—	—	—	—
Spring, adjusting screw	54380088	54380088	—	—	54380088	54380088
§Resistance, points (see page C15)	54380858	54380858	54380858	334977	334977	54380858
§Resistance, field (see page C15)	226307	226307	—	—	—	—
Grommet and ferrule, mounting	335526	335526	335526	—	—	—
§Screw, terminal	126504	54127518	126490	121610	121610	121610
Washer, terminal screw	185040	—	185040	—	—	—

Part No.	†37207A/F	37216A/D	37216E	37217A/D	37217E	37217F	37219A
Model	RB310	RB106/2	RB106/2	RB106/2	RB106/2	RB106/2	RB106S/2
Voltage	12	6	6	12	12	12	12
Replaced by (see footnote)	(37297)	—	—	—	—	—	—
§Cover, regulator or cutout	335610	391600	391600	391600	391600	391600	391600
§Clip or screw, cover fixing	335544	334906	334906	334906	334906	334906	334906
Tube, insulating, cover fixing screw	857685	—	—	—	—	—	—
§Gasket, cover sealing	335563	—	—	—	—	—	—
§Contact set, cutout	335766	335767	335767	335767	335767	335767	335767
Screw, cutout adjusting	390794	390794	54380161	390794	54380161	54380161	390794
Nut, cutout adjusting screw	390529	390529	—	390529	—	—	390529
§Contact set, voltage regulator	335765	335768	335768	335768	335768	335768	226339
§Contact set, current regulator	335764	—	—	—	—	—	—
Spring, adjusting screw	—	—	54380088	—	54380088	54380088	—
§Resistance, points (see page C15)	54380858	334976	334976	334977	334977	54380858	334977
Grommet and ferrule, mounting	335526	—	—	—	—	—	—
Condenser and clip	—	—	—	—	—	—	484264
Screw, condenser fixing	—	—	—	—	—	—	126589
§Choke assembly	—	—	—	—	—	—	54380190
Nut, choke fixing	—	—	—	—	—	—	166160
Washer, plain, choke fixing nut	—	—	—	—	—	—	128013
Washer, spring, choke fixing nut	—	—	—	—	—	—	185002
§Screw, terminal	126490	121610	121610	121610	121610	121610	121610
Washer, terminal screw	185040	—	—	—	—	—	†185038

Part No.	37220A	37225A/E	37225F/H	†37226A/H	37247A/E	37248A
Model	RB106S/2	RB108	RB108	RB310	RB106/2	RB106S/2
Voltage	12	6	6	12	6	12
Replaced by (see footnote)	—	—	—	(37308)	—	—
§Cover, regulator or cutout	391600	54380806	54380806	335610	391600	391600
§Clip or screw, cover fixing	334906	—	—	335544	334906	334906
Tube, insulating, cover fixing screw	—	—	—	857685	—	—
§Gasket, cover sealing	—	226212	226289	335563	—	—
§Contact set, cutout	335767	335767	335767	335766	335767	335767
Screw, cutout adjusting	390794	390794	54380161	390794	390794	390794
Nut, cutout adjusting screw	390529	390529	—	390529	390529	390529
§Contact set, voltage regulator	226339	226339	226339	335765	226339	226339
§Contact set, current regulator	—	—	—	335764	—	—
Screw, current and voltage regulator adjusting	—	—	—	—	—	—
Spring, adjusting screw	—	—	54380088	—	—	—
§Resistance, points (see page C15)	334977	—	—	54380858	334976	334976
§Resistance, field (see page C15)	—	—	—	226307	—	—
Grommet and ferrule, mounting	—	—	—	335526	—	—
Condenser and clip	484264	—	—	—	—	484264
Screw, condenser fixing	126589	—	—	—	—	126589
§Choke assembly	54380190	—	—	—	—	54380190
Nut, choke fixing	166160	—	—	—	—	166160
Washer, plain, choke fixing nut	128013	—	—	—	—	128013
Washer, spring, choke fixing nut	185002	—	—	—	—	185002
Plate, clamping	—	336454	336454	—	—	—
Screw, clamping plate fixing	—	126544	126544	—	—	—
§Screw, terminal	121610	—	—	126490	121610	121610
Washer, terminal screw	†185038	—	—	185022	—	†185038
Washer, terminal screw plate	—	185040	185040	—	—	—


For illustrations, see pages C2-C3

Note. For replacement spare parts, see appropriate column under part number
 ‡ Washer, condenser fixing screw § Recommended spares for stock

† When ordering, quote part number shown in brackets

continued

CONTROL BOXES, CUTOUTS AND REGULATORS



DETAILED SPARE PARTS

Part No.	†37259A/B	37264A	37264B	37277A	37277B/E	†37279A	37280A	37283A/B
Model	RB310	RB106/2	RB106/2	RB310	RB310	RB310	RB106S/2	RB106/2
Voltage	12	12	12	12	12	12	12	12
Replaced by (see footnote)	(37315)	—	—	—	—	(37299)	—	—
§Cover, regulator or cutout	335610	391600	391600	335774	54380176	335610	391600	391600
§Clip or screw, cover fixing	335544	334906	334906	335544	198886	335544	334906	334906
Tube, insulating, cover fixing screw	857685	—	—	857685	—	857685	—	—
§Gasket, cover sealing	335563	—	—	335563	226479	335563	—	—
§Contact set, cutout	335766	335767	335767	335766	335766	335766	335767	335767
Screw, cutout adjusting	390794	390794	54380161	390794	390794	390794	390794	390794
Nut, cutout adjusting screw	390529	390529	—	390529	390529	390529	390529	390529
§Contact set, voltage regulator	335765	226339	226339	226402	226402	335765	226339	226339
§Contact set, current regulator	335764	—	—	335764	335764	335764	—	—
Screw, current and voltage regulator adjusting	—	—	—	—	54380161	54380161	—	—
Spring, adjusting screw	—	—	54380088	—	54380088	54380088	—	—
§Resistance, points (see page C15)	54380858	54380281	54380281	54380858	54380858	54380858	334976	334977
§Resistance, field (see page C15)	—	—	—	226307	226307	—	—	—
Grommet and ferrule, mounting	335526	—	—	335526	335526	335526	—	—
Condenser and clip	—	—	—	—	—	—	484264	—
Screw, condenser fixing	—	—	—	—	—	—	126589	—
§Choke assembly	—	—	—	—	—	—	54380190	—
Nut, choke fixing	—	—	—	—	—	—	166160	—
Washer, plain, choke fixing nut	—	—	—	—	—	—	128013	—
Washer, spring, choke fixing nut	—	—	—	—	—	—	185002	—
§Screw, terminal	126490	121610	121610	126490	54127518	—	121610	—
Washer, terminal screw	185040	—	—	185040	185040	—	†185038	—

Part No.	37283D/E	37290A/B	37290D/E	37296A	37297A/B	37298A/B	37299A/B	37301A/D
Model	RB106/2	RB106/2	RB106/2	2TR	RB310	RB310	RB310	RB310
Voltage	12	12	12	12	12	12	12	12
§Cover, regulator or cutout	391600	391600	391600	54380971	54380178	54380178	54380178	54380178
§Clip or screw, cover fixing	334906	334906	334906	—	198886	198886	198886	198886
§Gasket, cover sealing	—	—	—	54380341	226479	226479	226479	226479
§Contact set, cutout	335767	335767	335767	—	335766	335766	335766	335766
Screw, cutout adjusting	54380161	390794	—	—	390794	390794	390794	390794
Nut, cutout adjusting screw	—	390529	—	—	390529	390529	390529	390529
§Contact set, voltage regulator	226339	226339	226339	—	335765	335765	335765	226402
§Contact set, current regulator	—	—	—	54381111	335764	335764	335764	335764
Screw, current and voltage regulator adjusting	—	—	—	—	54380161	54380161	54380161	54380161
Spring, adjusting screw	54380088	—	54380088	54380088	54380088	54380088	54380088	54380088
§Resistance, points, (see page C15)	54380858	334977	54380858	—	54380858	54380858	54380858	54380858
§Resistance, field (see page C15)	—	—	—	—	—	—	—	226307
Grommet and ferrule, mounting	—	—	—	335526	335526	335526	335526	335526
§Screw, terminal	—	—	—	—	54127518	54127518	—	54127518


Part No.	37303A/B	37304A/B	37305A/B	37307A/B	37308A/B	37315A/D	37323A	37332A
Model	RB310	RB310	RB310	RB310	RB310	RB310	RB310	RB310
Voltage	12	12	12	12	12	12	12	12
§Cover, regulator or cutout	54380178	54380178	54380178	54380178	54380178	54380178	54380178	54380178
§Clip or screw, cover fixing	198886	198886	198886	198886	198886	198886	198886	198886
§Gasket, cover sealing	226479	226479	226479	226479	226479	226479	226479	226479
§Contact set, cutout	335766	335766	335766	335766	335766	335766	335766	335766
Screw, cutout adjusting	390794	390794	390794	390794	390794	390794	390794	390794
Nut, cutout adjusting screw	390529	390529	390529	390529	390529	390529	390529	390529
§Contact set, voltage regulator	335765	335765	226402	335765	226402	335765	226402	335765
§Contact set, current regulator	335764	335764	335764	335764	335764	335764	335764	335764
Screw, current and voltage regulator adjusting	54380161	54380161	54380161	54380161	54380161	54380161	54380161	54380161
Spring, adjusting screw	54380088	54380088	54380088	54380088	54380088	54380088	54380088	54380088
§Resistance, points (see page C15)	54380858	54380858	54380858	54380858	54380858	54380858	54380858	54380858
§Resistance, field (see page C15)	—	—	226307	—	226307	—	226307	—
Grommet and ferrule, mounting	335526	335526	335526	335526	335526	335526	335526	335526
§Screw, terminal	54127518	—	54127518	54127518	54127518	54127518	—	54127518

For illustrations, see pages C2-C3

Note. For replacement spare parts, see appropriate column under part number
 † When ordering, quote part number shown in brackets ‡ Washer, condenser fixing screw

§ Recommended spares for stock

continued



JUNCTION BOXES AND TERMINAL BLOCKS

CONTROL BOXES—continued

DETAILED SPARE PARTS

Part No.	37341A	332151	†332179	†332195	†332202	332203	†334551	336212
Model	RB310	CFR2	CFR2	CFR2	CFR2	CFR2	RF91	CJR3
Voltage	12	6	6	6	12	12	6	6
Replaced by (see footnote)	—	—	(332151)	(332151)	(332203)	—	(37081)	—
§Cover, regulator or cutout	54381184	332153	332153	332153	332153	332153	334553	337936
§Cover, fuse	—	—	—	—	—	—	—	336022
§Clip or screw, cover fixing	198886	332168	332168	332168	332168	332168	334561	337937
§Gasket, cover sealing	226479	—	—	—	—	—	—	—
§Cutout	—	339203	339203	339203	339211	339211	—	339248
§ Contact set, cutout	335766	—	—	—	—	—	391347	—
§ Screw, cutout adjusting	390794	—	—	—	—	—	—	—
§ Nut, cutout adjusting screw	390529	—	—	—	—	—	—	—
§ Contact set, voltage regulator	226402	—	—	—	—	—	391346	—
§ Contact set, current regulator	335764	—	—	—	—	—	—	—
§ Screw, current and voltage regulator adjusting	54380161	—	—	—	—	—	—	—
§ Spring, adjusting screw	54380088	—	—	—	—	—	—	—
§Resistance, points (see page C15)	54380858	332178	332178	332200	332200	332201	334976	332200
§Resistance, field (see page C15)	226307	—	—	—	—	—	—	—
§ Grommet and ferrule, mounting	335526	—	—	—	—	—	—	—
§ Screw, regulator fixing	—	—	—	—	—	—	126544	—
§Screw, terminal	—	121610	121610	121610	121610	121610	121610	121610
§Fuse, 25 amp. (see page C12)	—	188216	188216	188216	188216	188216	188216	188216
§Fuse, 4.5 amp. (see page C12)	—	—	—	188230	188230	—	—	188230
§Fuse, 3 amp. (see page C12)	—	—	—	—	—	188227	—	—
§Fuse, 6 amp. (see page C12)	—	188232	188232	—	—	—	—	—

For illustrations, see pages C2-C3

JUNCTION BOXES DETAILED SPARE PARTS

Part No.	Model	Number of Terminals	Outside Diameter	Distance between fixing holes	Cover and Screw	Screw, Terminal
*78246A	4J	4	2"	$\frac{15}{16}$ "	§770058	§121610
78264A	4J	4	2"	$\frac{15}{16}$ "	§770058	§121610
78265A	2J	2	$1\frac{9}{16}$ "	$\frac{15}{16}$ "	§770085	§121610
78266A	6J	6	$2\frac{11}{32}$ "	$\frac{15}{16}$ "	§770032	§121610
*78287A	2J	2	$1\frac{9}{16}$ "	$\frac{15}{16}$ "	§770085	§121610

TERMINAL BLOCKS AND CONNECTORS

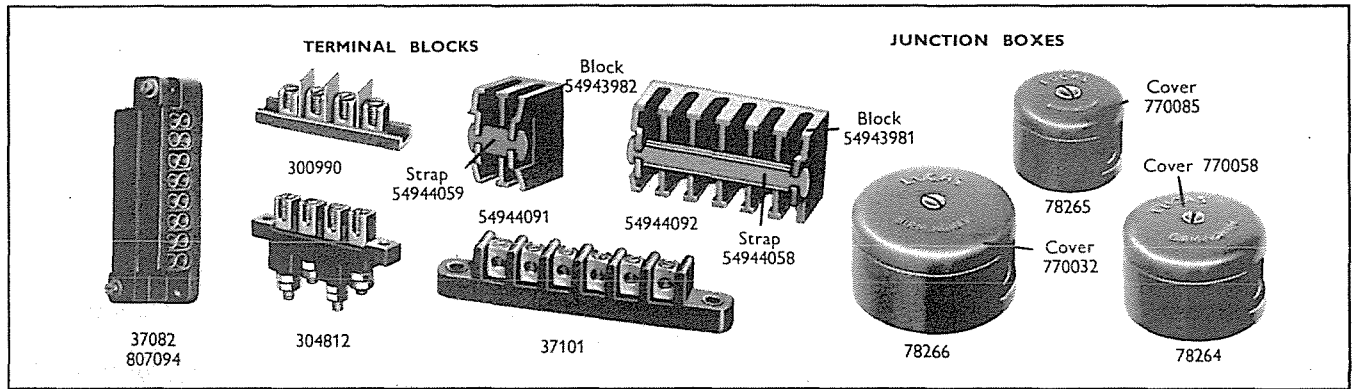

Descriptive Reference

Part No.	Model	Special Features	Overall Length	Distance between fixing hole centres
37082	TB8	8-way snap connectors; 2-hole fixing	$3\frac{1}{4}$ "	$2\frac{7}{8}$ "
37101	TB6	6 terminals; 2-hole fixing	$4\frac{3}{8}$ "	$3\frac{13}{16}$ "
300990	TB4	4 terminals; 2-hole fixing	$2\frac{1}{4}$ "	$1\frac{15}{16}$ "
304812	—	4 terminals; 2-hole fixing	$2\frac{7}{16}$ "	$2\frac{1}{16}$ "
*354021	JS1	4 terminals; 2-hole fixing	$3\frac{13}{16}$ "	$3\frac{1}{4}$ "
807094	—	8-way snap connectors; moulding marked for connections	—	—
54944091	—	2 terminals; 2-hole fixing	$\frac{13}{16}$ "	$\frac{7}{16}$ "
54944092	—	6 terminals; 2-hole fixing	$2\frac{11}{16}$ "	$2\frac{3}{16}$ "

For illustrations, see page C11

Note. For replacement spare parts, see appropriate column under part number * See Supersession Chart
 † When ordering, quote part number shown in brackets § Recommended spares for stock

FUSE BOXES




FUSE BOXES

Model Interpretation

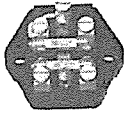
SF3	Rectangular base; three fuses; no cover.	TF8	Terminal board with 8 fuses.
SF4	Square base; four fuses; bakelite cover.	4FJ	Rectangular base; two fuses; polythene cover (when fitted).
SF5/2	Rectangular base; one fuse; bakelite cover.	5FJ	Rectangular base; single fuse; one spare; polythene cover.
SF6	Hexagonal base; two fuses; no cover.		

Model Reference

Model	Part No.	Model	Part No.	Model	Part No.	Model	Part No.
SF3	37075	SF4	37257	SF5-2	37209	SF6	033273
SF4	37088	SF4	37263	SF5-2	37260	SF6	033277
SF4	37100	SF4	37287	SF6	033239	TF8	37083
SF4	37104	SF4	37322	SF6	033240	4FJ	033282
SF4	37110	SF4	385019	SF6	033241	4FJ	033283
SF4	37134	SF5-2	37107	SF6	033242	4FJ	033285
SF4	37136	SF5-2	37130	SF6	033259	4FJ	54038007
SF4	37137	SF5-2	37131	SF6	033263	5FJ	033287
SF4	37154	SF5-2	37201				



For detailed spare parts, see pages C12-C13



FUSE BOXES AND FUSES

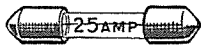
DETAILED SPARE PARTS

Part No.	37075A	37083E	*37088A	†37100D	37104A	†37107A	37110A
Model	SF3	TF8	D10	SF4	SF4	SF5/2	SF4
Replaced by (see footnote)	—	—	—	(37110)	—	(37260)	—
§Cover	—	—	—	385038	385038	385173	385038
§Clip, cover fixing	—	—	—	—	—	385174	—
§Fuse, 5 amp.	—	—	—	—	188206	—	—
§Fuse, 25 amp.	188216	188216	188216	—	—	—	—
§Fuse, 35 amp.	—	—	—	188218	—	—	188218
§Fuse, 50 amp.	—	—	—	—	—	188219	—
§Screw, grub, terminal	121610	121610	121610	121610	121610	121610	121610

Part No.	†37130A	†37131A	37134A	†37136A	†37137A	†37154A
Model	SF5/2	SF5/2	SF4	SF4	SF4	SF4
Replaced by (see footnote)	(37260)	(37260)	—	(37110)	(37110)	(37134)
§Cover	385173	385173	385038	—	385038	385038
§Clip, cover fixing	385174	385174	—	—	—	—
§Fuse, 25 amp.	188216	—	—	—	188216	188216
§Fuse, 35 amp.	—	188218	188218	188218	—	—
§Fuse, 50 amp.	—	—	188219	—	—	188219
§Screw, grub, terminal	121610	121610	121610	121610	121610	121610

Part No.	†37201A	†37209A	37257A	37260A	37263A/B	37287A	37322A
Model	SF5/2	SF5/2	SF4	SF5/2	SF4	SF4	SF4
Replaced by (see footnote)	(37260)	(37260)	—	—	—	—	—
§Cover	385173	385173	385038	385173	—	385038	385038
§Clip, cover fixing	385174	385174	—	385174	—	—	—
§Fuse, 10 amp.	188211	—	—	—	—	—	—
§Fuse, 25 amp.	—	—	188216	—	—	188216	—
§Fuse, 35 amp.	—	—	188218	—	188218	—	188218
§Fuse, 50 amp.	—	—	—	—	188219	188219	188219
§Fuse, 60 amp.	—	188222	—	—	—	—	—
§Screw, grub, terminal	121610	121610	121610	121610	121610	121610	121610

For illustrations, see page C11



Cartridge Type Fuse

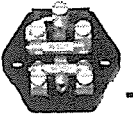
FUSES

Rated amps.	Length of Fuse	Part No.	Fusing Current		Identity Colour
			Instantaneous amps.	Prolonged amps.	
3	1"	188227	3.5	3	Blue
4.5	1"	188230	5	4.5	Yellow
5	1 1/4"	188206	6	5	Red on Yellow
6	1"	188232	7	6	Green
8	1"	188234	10	8	Nut Brown
10	1"	188235	12	10	Red on Green
10	1 1/2"	188211	12	10	Green on Black
12	1 1/2"	188236	14	12	Red on Brown
15	1 1/2"	188220	18	15	Light Brown
25	1 1/2"	188216	30	25	Pink
35	1 1/2"	188218	40	35	White
50	1 1/2"	188219	60	50	Purple on Yellow
60	1 1/2"	188222	75	60	Yellow on Red

The current capacity of cartridge fuses is half the rated value.

Note. For replacement spare parts, see appropriate column under part number * See Supersession Chart
 † When ordering, quote part number shown in brackets § Recommended spares for stock

FUSE BOXES AND RELAYS



DETAILED SPARE PARTS

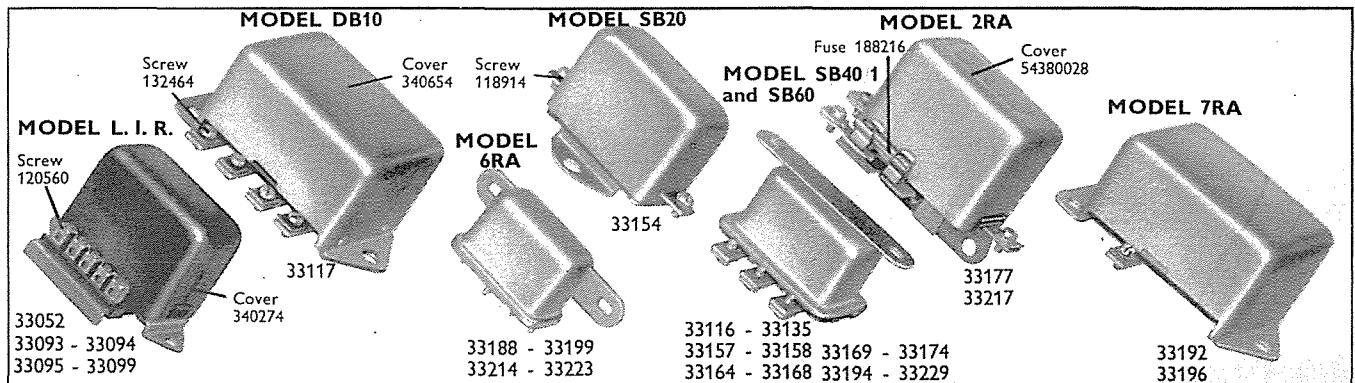
Part No.	033239	033240	†033241	033242	033259	033263
Model	SF6	SF6	SF6	SF6	SF6	SF6
Replaced by (see footnote)	—	—	(033240)	—	—	—
§Fuse, 15 amp.	—	—	—	—	188220	—
§Fuse, 25 amp.	—	—	—	—	—	188216
§Fuse, 35 amp.	188218	188218	188218	—	—	—
§Fuse, 50 amp.	—	188219	—	188219	—	—
§Fuse, 60 amp.	—	—	188222	—	—	—
§Screw, grub, terminal	121610	121610	121610	121610	121610	121610

Part No.	033273	033277	033282	033283	033285	033287
Model	SF6	SF6	4FJ	4FJ	4FJ	5FJ
Replaced by (see footnote)	—	—	—	—	—	—
§Cover	—	—	—	54380114	54380114	54380108
§Fuse, 10 amp.	188211	—	—	—	—	—
§Fuse, 35 amp.	—	188218	188218	188218	188218	188218
§Fuse, 50 amp.	—	—	—	—	188219	—
§Screw, grub, terminal	121610	121610	120560	120560	120560	—

Part No.	†385019	†385175	†385184	†385200	†385211	†385221	†54038007
Model	SF4	‡37130	‡37131	SF5/2	SF5/2	‡37137	4FJ
Replaced by (see footnote)	(37110)	(37260)	(37260)	(37260)	(37260)	(37110)	(033285)
§Cover	385038	385173	385173	385173	385173	385038	54380114
§Clip, cover fixing	—	385174	385174	385174	385174	—	—
§Fuse, 10 amp.	—	—	—	188211	—	—	—
§Fuse, 25 amp.	188216	188216	—	—	—	188216	—
§Fuse, 35 amp.	—	—	188218	—	—	—	188218
§Fuse, 50 amp.	—	—	—	—	—	—	188219
§Screw, grub, terminal	121610	121610	121610	121610	121610	121610	122636

For illustrations, see page C11


RELAYS



For detailed spare parts, see page C14

Note. For replacement spare parts, see appropriate column under part number
 ‡ Five figure number allocated § Recommended spares for stock

† When ordering, quote part number shown in brackets



RELAYS

Model Interpretation

DB10	Double bobbin.	7RA	Single bobbin, mounted horizontal to base.	SB40/1	Single bobbin, strap fixing.
2RA	Single bobbin, with fuse.	SB20	Single bobbin, base fixing.	SB60	Single bobbin (later design).
6RA	Single bobbin, Lucar connectors.	SB40	Single bobbin (later design).	L.I.R.	Lamp Indicator Relay.

Descriptive Reference

Part No.	Model	Voltage	Special Features	Used with
33052B	L.I.R.	12	2-hole flange fixing; 4 terminals	Side lamp
33093A	L.I.R.	12	2-hole flange fixing; 5 terminals marked C1, C2, C3, W1 and W2	Foglamp
33094A	L.I.R.	12	2-hole flange fixing; 5 terminals marked C1, C2, C3, W1 and W2	Gear change equipment
33095A	L.I.R.	12	2-hole flange fixing; 5 terminals marked C1, C2, C3, W1 and W2	Gear change equipment
33099A	L.I.R.	12	2-hole flange fixing; 5 terminals marked C1, C2, C3, W1 and W2	Starting motor (field exciter)
33116B	SB40/1	12	2-hole strap fixing; 3 terminals marked C1, C2 and W	W.T. horns and pre-selector gear
33117A/D	DB10	12	4-hole flange fixing; 8 terminals	Flasher
33135B	SB40/1	12	2-hole strap fixing; 4 terminals	W.T. horns
33139A/B	SB40	12	2-hole flange fixing; 3 terminals marked C1, C2 and W	W.T. horns
33154A	SB20	6	2-hole flange fixing; 2 terminals (one marked BATT)	Cutout
33157A	SB40/1	12	2-hole strap fixing; 4 terminals marked C1, C2, W1 and W2 (cover marked OVERDRIVE)	Overdrive
33158A/B	SB60	12	Double contact for overdrive controls	Overdrive
33164A	SB40/1	24	2-hole strap fixing; 3 terminals marked C1, C2 and W1	W.T. horns
33168A/B	SB40/1	12	2-hole strap fixing; 5 terminals marked C1, C2, C3, W1 and W2	Solenoid
33169A/B	SB40/1	12	2-hole strap fixing; 4 terminals marked C2, C3, W1 and W2	Foglamp
33174A/B	SB60	12	2-hole strap fixing; 5 terminals marked C1, C2, C4, W1 and W2	Borg Warner overdrive
33177A	2RA	12	2-hole side mounting; 3 terminals marked SW, IGN and SOL	Borg Warner overdrive
†33188A	6RA	12	2-hole strap fixing; 3 terminals marked C1, C2 and W1	W.T. horns with Lucar terminals
33192A	7RA	12	Base fixing; 2 terminals marked S and D	Newton Bennet clutch
33194A	SB40/1	12	2-hole strap fixing; 4 terminals marked C2, C3, W1 and W2	Automatic aerial
33196A	7RA	12	Base fixing; 2 terminals marked S and D	Newton Bennet clutch
33205A	SB60	12	2-hole strap fixing; 5 terminals marked C1, C2, C4, W1 and W2	Overdrive
†33209A/B	6RA	12	2-hole strap fixing; 4 terminals marked C1, C2, W1 and W2	W.T. horns, with Lucar terminals
†33213A/B	6RA	12	2-hole strap fixing; 4 terminals marked C1, C2, W1 and W2	Overdrive, with Lucar terminals
†33214A	6RA	12	2-hole strap fixing; 3 terminals marked C1, C2 and W1	W.T. horns with Lucar terminals
†33216A/B	6RA	24	2-hole strap fixing; 4 terminals marked C1, C1, C2 and W1	W.T. horns, with Lucar terminals
33217A	2RA	12	2-hole side mounting; 3 terminals marked SW, IGN and SOL	Borg Warner overdrive
†33223A	6RA	12	2-hole strap fixing; 4 terminals marked C2, C3, W1 and W2	Driving lamp
33226A/B	SB40/1	12	2-hole strap fixing; 4 terminals marked C2, C3, W1 and W2	Rear window demister
33229A	SB40/1	12	2-hole strap fixing; 4 terminals	CA45 starting motor

DETAILED SPARE PARTS

Part No.	33052B	33093A	33094A	33095A	33099A	†33116A/B	33117A/D	33135B
Model	L.I.R.	L.I.R.	L.I.R.	L.I.R.	L.I.R.	SB40/1	DB10	SB40/1
Voltage	12	12	12	12	12	12	12	12
Replaced by (see footnote)	—	—	—	—	—	(33188)	—	—
Cover	340274	340274	340274	340274	340274	—	340654	—
§Screw, terminal	120560	120560	120560	120560	120560	132464	132464	132464
§Washer, terminal screw	—	—	—	—	—	188412	188412	188412
§Fuse, 25 amp.	—	—	—	—	—	—	—	—

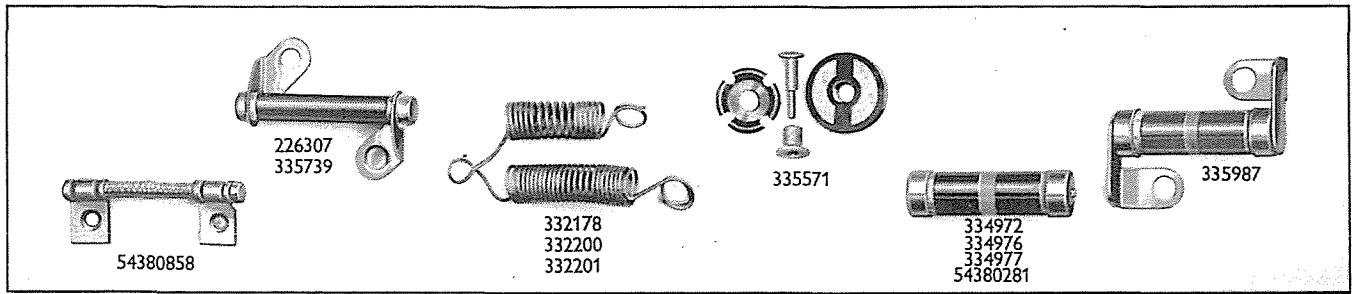

Part No.	†33139A	33154A	33157A/D	33158A/B	†33164A	33168A/B	†33169A/B	33174A/B
Model	SB40	SB20	SB40/1	SB60	SB40/1	SB40/1	SB40/1	SB60
Voltage	12	6	12	12	24	12	12	12
Replaced by (see footnote)	(33188)	—	—	—	(33216)	—	(33223)	—
Cover	—	340274	—	—	—	—	—	—
§Screw, terminal	132464	118914	132464	132464	132464	132464	132464	132464
§Washer, terminal screw	188412	185037	188412	188412	188412	188412	188412	188412
§Fuse, 25 amp.	—	—	—	—	—	—	—	—

Part No.	33177A	33192A	33194A/B	33196A	33205A	33217A/B	33226A/B	33229A
Model	2RA	7RA	SB40/1	7RA	SB60	2RA	SB40/1	SB40/1
Voltage	—	12	12	12	12	12	12	12
Cover	54380028	—	—	—	—	54380028	—	—
§Screw, terminal	132464	132464	132464	132464	132464	—	132464	132464
§Washer, terminal screw	185000	185000	188412	185000	188412	—	188412	188412
§Fuse, 25 amp.	188216	—	—	—	—	188216	—	—
Capacitor	—	—	—	—	54380035	—	—	—

For illustrations, see page C13

Note. For replacement Relay spare parts, see appropriate column under part number. † When ordering, quote part number shown in brackets
 ‡ Model 6RA Relays—Part Nos. 33188A, 33209A/B, 33213A/B, 33214A, 33216A and 33223A, have no spare parts § Recommended spares for stock

RESISTANCES



RESISTANCES, CUTOUT

Cutout		Resistance Part No.	Winter Circuit (ohms)	Summer Circuit (additional ohms)	Total Summer Resistance (ohms)
Model	Part No.				
CFR2	332151	332178	0.75 - 0.8	1.15 - 1.3	1.9 - 2.1
CFR2	*332179	332178	0.75 - 0.8	1.15 - 1.3	1.9 - 2.1
CFR2	332195	332200	1.40 - 1.5	1.30 - 1.4	2.7 - 2.9
CFR2	332202	332200	1.40 - 1.5	1.30 - 1.4	2.7 - 2.9
CFR2	332203	332201	2.20 - 2.3	4.80 - 5.2	7.0 - 7.5
CJR3	33027A	332200	1.40 - 1.5	1.30 - 1.4	2.7 - 2.9
CJR3	336212	332200	1.40 - 1.5	1.30 - 1.4	2.7 - 2.9


RESISTANCES, CONTROL BOX

Control Box	Resistance Part No.	Ohms	Control Box	Resistance Part No.	Ohms	Control Box	Resistance Part No.	Ohms
RF91 Models			RF95 Models			RB106 Models		
37002	334977	63	37057	334977	63	37138	334977	63
37003	334977	63	37062	334976	38	37139	334977	63
37030	334977	63	37065	334977	63	37166	334977	63
37031	334977	63	37067	334972	150	37172	334977	63
37032	334977	63	37076	334977	63	37178	334977	63
37033	334976	38	37078	334977	63	37182A/J	334977	63
37034	334976	38	37079	334976	38	37182K	54380858	60
37050	334976	38	37080	334976	38	37183A/K	334977	63
37055	334977	63	37081	334976	38	37183L	54380858	60
37056	334976	38	37092	334976	38	37206A/J	334977	63
37058	334976	38	37093	334976	38	37206K	54380858	60
37063	334976	38	37105	334976	38	37216	334976	38
334551	334976	38	37148	334977	63	37217A/E	334977	63
RFJ91 Models			RF96 Models			37217F	54380858	60
37036	334977	63	37035	334976	38	37219	334977	63
37046	334977	63	37048	334977	63	37220	334977	63
MCR2 Models			37052	334977	63	37247	334976	38
37097	†335571	36 - 45	37054	334976	38	37248	334976	38
37144	†335571	36 - 45	37066	334977	63	37264	54380281	28 - 35
RF92 Model			37089	334972	150	37280	334976	38
37099	334976	38	37098	334977	63	37283A/B	334977	63
RB107 Model			37102	334976	38	37283D	54380858	60
37127	†335571	36 - 45	37116	334976	38	37290A/B	334977	63
RB108 Model			37118	334977	63	37290D/E	54380858	60
37225	†335571	36 - 45	37190	334976	38			

Control Box	Points Resistance		Field Resistance		Control Box	Points Resistance		Field Resistance	
	Part No.	Ohms	Part No.	Ohms		Part No.	Ohms	Part No.	Ohms
RB310 Models					RB310 Models—cont'd				
37187	335987	60 - 75	—	—	37297	54380858	60	—	—
37189	335987	60 - 75	—	—	37298	54380858	60	—	—
37195A/F	335739	150	226307	36 - 45	37299	54380858	60	—	—
37195H/L	335987	60 - 75	226307	36 - 45	37301	54380858	60	226307	36 - 45
37195M	54380858	60	226307	36 - 45	37303	54380858	60	—	—
37204	335987	60 - 75	—	—	37304	54380858	60	—	—
37207	335987	60 - 75	—	—	37305	54380858	60	226307	36 - 45
37226	335987	60 - 75	226307	36 - 45	37307	54380858	60	—	—
37259	335987	60 - 75	—	—	37308	54380858	60	226307	36 - 45
37277B/D	335987	60 - 75	226307	36 - 45	37315	54380858	60	—	—
37277E	54380858	60	226307	36 - 45	37323	54380858	60	226307	36 - 45
37279	335987	60 - 75	—	—	37332	54380858	60	—	—

* See Supersession Chart

† Export only



CONTROL BOXES, FUSE BOXES, JUNCTION BOXES, TERMINAL BLOCKS & RELAYS

VEHICLE APPLICATION REFERENCE

CONTROL BOXES

37046 RJF91

Daimler 2½ litre Models (except 'Consort') 1946-49.
Jaguar 1½, 2½ and 3½ litre 1946-47.

37057 RF95/3

Alvis 14 1946-48.
Armstrong Siddeley 'Hurricane' and 'Lancaster' 1946-48; 'Typhoon' 1948.
Austin 10 and 12 1946-47; 16 1946-48.
Bristol 2 litre 1947-48.
Citroen 23 1946-55; 15 1946-50.
Commer 8 cwt. Van and 15/25 cwt. 1947-48; 2, 3, 4 and 5 ton 1946-47.
Daimler 27 and 36 Limousine 1946-48.
Dodge 61C, 100C and 122C (12 volt) 1947-48.
Hillman 'Minx' All Models 1946-48.
H.R.G. 9 and 12 1946-52.
Humber 'Hawk' 1946-48; 'Imperial' and 'Pullman' 1946-47; 'Snipe' 1946; 'Super Snipe' 1946-47.
Jaguar 1½ litre Saloon 1948.
Jensen 3½ litre 1946-47; 4 litre 1950; 6 ton 'JNSN' 1946-47.
Karrier 'Bantam' 1946-47; 'Cob' 1947; CK3 1946-47.
Lanchester 10 1946-51.
Lea Francis 14 1946-48.
M.G. 1½ litre 1947-49; 'Midget' 1946-49.
Morgan 'Plus Four' and 'Four-Four' 1949-50.
Morris 10 1946-48; 'Oxford' Taxi and Hire Car 1947-48; 10 cwt. 1948-50.
Morris Commercial 15/20 cwt. 1946-50; 25/30 cwt. 1946-49; 25/35 cwt. 1946; 35/40, 45/55 and 60/70 cwt., 5 ton FC Tipper and ECV 13/3 1946-47; CV Ambulance 1947; CV13/5, CV10/5 and CV11/40 1947-48.
Riley 1½ litre 1946-50.
Singer 9 and 10 1946-49; 12 1946.
Standard 12 and 14 1946-48.
Sunbeam-Talbot 10 and 2 litre 1946-47; '80' 1948-49.
Triumph '1800' 1946-48.
Trojan 15/20 cwt. (Petrol) 1946-49.
Vauxhall 14 1946-48.
Wolseley 14 and 18 1946-47; 25 1948; 10 and 12 1946-48.

37062 RF95/3

Barrett, W. & F. Invalid Carriage 1952-54.
Reliant 3-wheeler 1946-47 and 1951-54; 'Regal' Car 1953-56; 5 cwt. Van 1955-56; 6 cwt. Van and Truck 1954-55.
Standard 8 1946-48.

37065 RF95/3

A.C. 16 Saloon 1948-57.
A.F.N. 'Le Mans' and 'Mille Miglia' 1951-54.
Allard 16 1947-49; 'J', 'K', 'L', 'M' and 'P' Models 1949-51; 'P2' Model 1952.
Alvis All Models 1949-54.
Armstrong Siddeley All Models 1949-52; 'Whitley' Saloon 1953.
Aston Martin 2 litre 1947-50.
Austin A40 All Models 1948-51; A70 1948-50; A90 1949-52; 125 Limousine 1952-54; Ambulance (DA1) and Hearse (DH1) 1952-55; Taxi 1948-58; Hire Car 1950-58; 2 and 3 ton 1946-48; 2 and 5 ton Trucks 1949-50; 2/5 ton Petrol Tanker 1946-55.
Bedford 10/12 cwt. Van 1948-52; All Petrol Models 1951-52.
Bristol All Models 1949-54.
Citroen 15 1951-52.
Commer 8 cwt. Van 1949-51; Estate Car 1949; 25 cwt. Forward Control 1946 and 1948-52; Medium Pick-up Truck 1951-52; 25 cwt., 2/3 and 3/4 ton 'Superpoise' 1949-52; 4/5 ton 1949-51; 5 ton 'Superpoise' 'Commando' (Petrol) 1950-52; 5 and 7 ton Forward Control 1949-52; 6½ and 7 ton 1949-50; 8 ton Tractor Trailer 1950.
Daimler 2½ litre and 'Consort' 1950-53.
Dodge All Models 1948-52.
Healey All Models 1948-54.
Hillman 'Minx' (later) 1948-51.
H.R.G. 9 and 12 1949-50.
Humber 'Hawk' 1949-52; 'Imperial', 'Super Snipe' and 'Pullman' 1948-52.
Jaguar 2½ litre 1948-51; 3½ litre 1948-50; XK120 1949-54.
Jensen 4 litre 1951-52.
Jowett 'Javelin' and 'Javelin' De Luxe 1948-51; 'Jupiter', 'Bradford' Van, De Luxe Van and Utility 1951-52.
Karrier 'Bantam' and CK3 1948-52; 'Cob' 1948.
Lea Francis 14 1949-54; 1½ litre 1949; 18 and 2½ litre 1950-54.

37065 RF95/3—continued

Meynell 'Cub', 'Vixen' and 'Flying Fox' 1952.
M.G. 1½ litre and 'Midget' 1950-52.
Morris 'Minor', 'Oxford' and 'Six' 1948-52; 'Cowley' Van and Pick-up Truck 1950-52; 'Oxford' Taxi and Hire Car 1949-51; 10 cwt. Van 1946-47.
Morris Commercial 15/20 cwt. PV, NVS, NVO and Petrol Tanker 1951-52; 25/30 cwt. LC3 1950-52; 30 cwt. LC4 and LC5 1953-54; 35/40, 45/55, 60/70 cwt., 5 ton FC Tipper and ECV 13/3 1948; CV Ambulance 1948-51; CVF 13/5 and CV10/5 1946; CV11/40 1946 and 1950-51; ECV13/5 and ECV013/5 1949; FVO 1949-53; FVSO (Home) 1954; FVO (Export) and FV 1949-52; NV 1954; 10 cwt. 'J' Van 1949-54.
Paramount Roadster and Coupé 1951.
Reliant 10 cwt. Van 1951-56.
Riley 1½ litre 1951-52; 2½ litre 1947-52.
Rover 10, 12, 14 and 16 1946-47; '60' 1948-49; '75' 1948-51; 'Landrover' 1951-52.
Singer 9 1950-51; 12 1947-49; 'SM1500' 1949-51.
Standard 'Vanguard' and 12 cwt. Models 1948-51.
Sunbeam 'Alpine' 1953-54.
Sunbeam-Talbot '80' 1950; '90' 1948-54.
Triumph '2000' 1949; 'Renown' 1950-52.
Trojan 15/20 cwt. (Petrol) 1950-53; 15/20 cwt. (Diesel) 1954.
Vauxhall 'Wyvern' and 'Velox' 1948-52.
Wolseley 14 and 18 1948; 'Six Eighty' and 'Four Fifty' 1949-52.

37081 RF95/3

Austin 8 All Models 1946-47.
Barrett, W. & F. Invalid Carriage 1951.
Bedford 5/6 and 10/12 cwt. Van 1946-47; 30 cwt., 2/3 and 3/4 ton Trucks 1948-50; 5 ton Truck and Scammell Tractor (later) 1948-50; Ambulance 1949-50.
Commer 8 cwt. Van 1946.
Jowett 'Bradford' Van 1946-50; De Luxe Van and Utility 1949-50.
Lloyd '650' 1948-50.
Morris 8 1946-48; 5 cwt. Van (Export) 1948-53.
Reliant 3-wheeler 1948-50.
Vauxhall 10 and 12 1946-47.
Wolseley 8 1946-48.

37092 RF95/3

Invicta 3 litre 'Black Prince' 1948-49.

37093 RF95/3

Dodge All Models 1947.

37097 MCR2

Allard 'Clipper' 3-wheeler 1955.
Encon Motors 'Clipper' 1954.
Wessex Delivery Van 1952-55.

37105 RF95/3

Aston Martin DB2 1951-52.
Daimler 27 and 36 Limousine 1949-53.
Lagonda 2½ litre 1949-52.

37182 RB106/2

A.C. 16 1952-57; 'Petite' 1953-57; 'Ace' Sports 1955-60.
Alfa Romeo 'Giulietta' Models (750C 1955-60; 750B and 'Spyder' 1956-60, t.i. 753 1958-60); T10 Van 1956-60.
Allard 21C and 21Z 1953-54.
Austin A30 1952-56; A35 1957-59; A40 1951-56; A50 1955-57; A40 1959; A55 All Models 1958-59; Austin-Healey 'Sprite' 1958-60; 'Metropolitan' 1957-59; LD1A and LD2A 1955-60; Light 2 ton 1958-59; 25 cwt. Van and Ambulance 1948-49; 2 and 3 ton Series II (Diesel) 1955; Series III Trucks and Tanker (Diesel) 1956-60; Series III Trucks and Tanker (Petrol) 1957-60; Series IVFF 1959-60; 10 cwt. Van 1958-60; 152 Range 1957-59; 'Gipsy' 1958-60; 301 Range (except 301 FC) 1957-60.
Bedford 1/6 ton Normal Control (Petrol) 1953; K, OSA-OLA, OSB-OLB, MS-ML and OSS (later) 1952-53; CA Van 1953-56; 'S' Type (later) 1952-56.
Bristol '404' and '405' 1955.
Citroen 15 (later) 1952-55.
Commer 8 cwt. Van (later) 1951-52; 'Express' Delivery Van and Pick-up Truck 1953-60; 'Cob' 1957-60; 25 cwt. Forward Control 1952-56; 1½/1 ton Forward Control 1956-60; 1 ton Forward Control 1959-60; 25 cwt. and ¾/1½ ton 'Superpoise' 1952-60; Medium Pick-up Truck 1952-60; 2/5 ton (Petrol) and 6 ton (Petrol and Diesel) 'Superpoise' 1959-60.

37182 RB106/2—continued

Daimler 'Conquest' 1954-58; DC27 Ambulance 1949.
Elva 'Courier' (B.M.C. 1,500 c.c. Engine) 1959-60.
Frazer Nash 'Mille Miglia', 'Targa Florio' and 'Sebring Hard Top' 1955.
Hillman 'Minx' 1951-59; 'Husky' 1955-60.
Humber 'Hawk' 1952-60.
Jensen 'Jen-Tug' (later) 1952-54; 'Tempo 1500' 1958-60.
Jowett 'Javelin' and 'Javelin' De Luxe (later) 1951-54; 'Bradford' Van 1953-54.
Karrier 'Bantam' (later) 1952-54 and 1957-60; 'Bantam' (Petrol) 1955-56.
Lanchester 14 1952-53; 'Sprite' 1955-56.
Layton 'Jomar' (Ford Engine) 1959-60.
Lotus Mk. VII and Mk. VIII 1958; Mk. IX 1958-59; Mk. VII Series II (Ford 100E Engine) 1960.
Meynell 'Cub', 'Vixen' and 'Flying Fox' (later) 1952.
M.G. 1½ litre (later) 1952-53; 'Midget' 1952-55; MGA 1956-59; MGA 1600 (twin cam) 1960; 'Magnette' 1954-59.
Morgan 'Plus Four' 1951-59; 'Four-Four' 1956-60.
Morris 'Minor' and 'Oxford' (later) 1952-59; 'Cowley' Van and Pick-up Truck (later) 1952-53; 'Cowley' Saloon 1955-59; 'Hindustan' 1955-60; Quarter and Half Ton Vans and Pick-up Truck 1954-59.
Morris Commercial PV and FV (later) 1952-53; 25/30 cwt. LC3 (later) 1952; 30 cwt. LCO5 1956-60; CV Ambulance, CV11/40 and CV9/40 (late) 1951; FVS12/5, NV12/3, NVO12/3, NVS12/3 and NVS13/5 1955; FVS 1954; NV (late) 1954; NVS (late) 1952-54; PP Coach (late) 1951; 10 cwt. and JB Van 1955-60; 'J2' Models 1957-59; LC5, LD1 and LD2 1954-60; LDO1 and LDO2 1960; 3KNC (G.P.O.) 1956-59; Series III (Diesel) 1956; Series III Trucks 1957-60; Series IVFF Trucks 1958-60.
Nash 'Metropolitan' 1954-59.
Paramount Roadster and Coupé 1953-54.
Peerless 'Gran Turismo' 1959-60.
Reliant 'Regal' Car 1959; 'Regent Four' Van 1959-60.
Riley 1½ litre (later) 1952-55; 'One-Point-Five' 1958-59.
Rover '60' 1954-59; 'Landrover' (Petrol) (later) 1952-60.
Singer 9 (later) 1951; 4AC and 4AD 1952-55; 'SM1500' (late) 1951-54; 'Hunter' 1955-56; 'S' Model 1956; 'Gazelle' 1957-59.
Standard 'Eight' and 'Ten' 1954-59; 6 cwt. 'Companion' 1956-60; 'Vanguard' 1951-60; 12 cwt. Models (later) 1951-57; 'Pennant' and 'Ensign' 1958-59; 'Atlas' 1959.
Sunbeam 'Rapier' 1956-59.
Swallow 'Doretta' 1954-55.
Triumph 2-seater Sports 1954; TR2 1955-56; TR3 1956-59; 'Mayflower' 1950-53; 'Renown' (later) 1952-54.
Trojan All Models 1954-58.
Vauxhall 'Wyvern' and 'Velox' (later) 1952-54.
Wolseley 'Four Forty-Four' 1953-56; 'Four Fifty' (later) 1952-53; 'Six Ninety' 1955; 'Fifteen Hundred' 1958-59; 'Fifteen Fifty' 1957-59.

37183 RB106/2

Allard All Models (except 'Clipper', '21C' and '21Z') 1952-55; '21C' and '21Z' 1955.
Alvis 3 litre TC108G 1956-57.
Armstrong Siddeley All Models (except 'Whitley') 1952-55; 'Sapphire 346' 1956-58; Limousine 1956-59; ½ ton Pick-up Truck (Export only) 1957.
Aston Martin All Models (later) 1952-58.
Austin A40 1960; A55 Pick-up Truck and Van 1960; A70 1951-55; A90 and A95 1955-59; A105 1957-59; A125 'Sheerline' 1948-49 and (later) 1952-54; 4 litre 'Princess' (later) 1952-60; Ambulance and Hearse 1956-60; Austin-Healey '100', '100M' and '100 Six' 1954-59; '3000' 1959-60; 'Champ' (Civilian) 1954-56; 25 cwt. Van and Ambulance, LDO1A and LDO2A 1956-60; 2 and 5 ton (Petrol) 1951-55; 3 ton 1955; Series III Trucks (Petrol) 1956; 152 Range 1960.
Beardmore Taxi 1955-58.
Bedford 1/6 ton (Diesel) 1953-56.
Citroen DS19 1956.
Commer 2/3, ¾ and 5 ton 'Superpoise' 1952-54; 2/5 ton 'Superpoise' (Petrol) 1955-58; 3/5 ton 'Superpoise' (Diesel) 1955-60; 6 ton 'Superpoise' (Diesel) 1959-60; 4, 5 and 6 ton Forward Control 1959-60; 7 ton Forward Control 1952-60; 5 ton Forward Control 1955-58; Fire Tender or Pump Chassis 1952-53.
Daimler 3 litre 1953; 'Empress', 'Regency', 'Sportsman' and 'Regina' 1955.
Dodge Petrol Models 1953-60; 12 volt Diesel Models 1951-60.

continued



VEHICLE APPLICATION REFERENCE—continued

CONTROL BOXES—continued

37183 RB106/2—continued

Fairthorpe 'Electron' and 'Electron Minor' 1958.
Humber 'Imperial' 1953; 'Pullman' 1953-54; 'Super Snipe' 1952-57.
Jaguar 3½ litre (later) 1953-58; Mk. VIII 1957; 2.4 litre 1956-58.
Jensen 4 litre 1952-53; Lightweight Commercial 1955.
Jowett 'Jupiter' 1952-54.
Karrier 'Bantam' (Diesel) 1955-56; CK3 (later) 1952; 'Gamecock' 1953-60; 1¼/1½ ton Passenger 1957-60.
Lagonda 2½ litre (later) 1952; 3 litre 1954-58.
Lotus Mk. VII Series II (Austin) 1960.
Morris 'Minor 1000' 1960; 'Oxford' Taxi and Hire Car (later) 1951; 'Six' (later) 1952-54; 'Isis' 1956-58; Quarter and Half Ton Vans and Pick-up Truck 1960.
Morris Commercial FVO (late) 1952-53; FVSO (Export) 1954; NVO11/5 and FVSO 1955; NVO (late) 1952-54; 'J2' Models 1960; LD01 and LD02 1956-59; LCFO 1958-59; Series III Trucks (Petrol) 1956; Series III Trucks (high speed engine) 1959-60.
Nash 'Metropolitan' 1960.
Riley 'One-Point-Five' 1960; 2½ litre (later) 1952-53; 'Pathfinder' 1954-57; 'Two-Point-Six' 1958-59.
Rover '75' 1952-57; '90' 1954-57; '105' 1957.
Smith's Delivery Vehicles 2 ton (Diesel) 1955; Mobile Shop 1956-58.
Standard 'Companion' and 6 cwt. (later) 1960; 'Ensign' 1960.
Sunbeam 'Alpine' Special and Coupé 1955; Saloon Mk. III 1955-57.
Wolseley 'Six Eighty' (later) 1952-54; 'Six Ninety' (later) 1955-59; 'Fifteen Hundred' 1960.

37190 RF96/2

Bentley 4½ litre Mk. VII 1954.

37195 RB310

Bentley 'S' Saloon and 'Continental' 1955-59;
Rolls-Royce 'Silver Wraith' 1956-59; 'Silver Cloud' 1956-57.

37206 RB106/2

Dellow Motors Mk. IIC and Mk. V 1955-57.
Rover 'Landrover' 1948-50.

37216 RB106/2

Jensen 'Jen-Tug' 1946-52.

37217 RB106/2

Austin A70 'Hampshire' 1951; A125 'Sheerline' 1950-52; A125 Limousine, Ambulance and Hearse 1951; A135 4 litre 'Princess' 1950-52; 25 cwt. Van and Ambulance 1950-52.
Daimler DC27 Ambulance 1950-54.
Jaguar 3½ litre 1951-53.

37219 RB106/2S

Bentley 4½ litre Mk. VI 1946.
Rolls-Royce 'Silver Wraith' 1946-47.

37220 RB106/2S

Austin 'Cargo' Truck (Civilian) 1954-55.
Commer 3 ton Cross Country Vehicle 1956.

37225 RB108

Austin 4 litre 'Princess' Mk. IV 1957.

37226 RB310

Austin Coach Series III 1957-59.
Morris Coach Series III 1957-59.

37247 RB106/2

A.C. Invalid Carriage 1947-53.
Barrett, W. & F. Invalid Carriage 1949-50.
Reliant 'Regal' Car 1957-58; 5 cwt. Van 1957-59.

37259 RB310

Austin 'Princess' Mk. IV 1958-59.

37264 RB106/2

Rover '75', '90' and '105' 1958-59.

37277 RB310

Bentley 'S2' Saloon and 'Continental' 1960.
Rolls-Royce 'Silver Cloud' 1958-60.

37280 RB106/2S

Bentley 4½ litre Mk. VI 1947-51; 4½ litre Mk. VII 1952-53; 'Continental' Sports 1952-54.
Rolls-Royce 'Silver Wraith' 1948-55; 'Silver Dawn' 1953-55.

37283 RB106/2

Austin A55 Mk. II 1959; Series IVFG Trucks 1960.
Fairthorpe 'Electron' and 'Electron Minor' 1959; 'Atomota' 1959-60; 'Zeta' 1960.
M.G. 'Magnette' Mk. III 1959.
Morris 'Oxford' Series V 1959.
Morris Commercial Series IVFG 1960
Reliant 'Regal' Car (later) 1959-60; 5 cwt. Van 1960.
Riley 'Four Sixty-Eight' 1959.
Triumph TR3 1960; 'Herald' 1959-60.
Wolseley 'Fifteen Sixty' 1959.

37290 RB106/2

Austin 'Seven' 850 1959-60; A55 Mk. II 1960; A99 (later) 1959-60.

Commer 'Cob' Series II 1960; ¾ ton Forward Control Van and Passenger Chassis (Petrol) 1960.

Fairthorpe 'Electron' and 'Electron Minor' (later) 1959-60; 'Atomota' 1960; 'Zeta' 1960.

Hillman 'Minx' Series IIIA 1959-60; 'Husky' Series II 1960.

Lotus Mk. VII Series II (Ford 105E Engine) 1960.
M.G. 'Magnette' Mk. III 1960.

Morgan 'Plus Four' 1960.
Morris 'Mini-minor 850' and 'Mini-van' 1959-60; 'Oxford' Series V 1960.

Reliant 'Regal' Car and 5 cwt. Van (later) 1960; 'Regent Four' Van (late) 1960.

Riley 'Four Sixty-Eight' 1960.
Simca 'Aronde', 'Elysee', 'Etoile' and 'Montlhery' 1960.

Singer 'Gazelle' Series IIIA 1959-60.
Standard 'Atlas' 1960.
Sunbeam 'Alpine' 1959-60; 'Rapier' Series III 1959-60.

Triumph TR3 (later) 1960.
Wolseley 'Six Ninety-Nine' 1959-60; 'Fifteen Sixty' 1960.

37296 2TR

Rover 'Landrover' (AC equipment) 1960.

37297 RB310

Armstrong Siddeley 'Star Sapphire' 1960.
Dodge Petrol Models 1959-60.
Humber 'Super Snipe' (late) 1959-60.
Jaguar Mk. VIII (late) 1959; Mk. IX and 2.4 litre (late) 1959-60; 3.4 litre (late) 1959-60; 3.8 litre 1960; XK150 (late) 1959-60.
Rover '100' 1960; 'Landrover' (Diesel) (late) 1960.

37298 RB310

Cooper 'Monaco' Sports (Coventry Climax Engine) 1959-60.
Jaguar XK-SS 1958.
Layton 'Jomar' (Coventry Climax Engine) 1959-60.
Lotus 'Elite' 1959-60; Mk. IX (late) 1959.

37299 RB310

Bedford 1/6 ton Normal Control and 4/6 ton FC Forward Control (Petrol) 1960; CA Van (late) 1960.
Commer ¾ ton Forward Control Van and Passenger Chassis (Diesel) 1960.
Daimler SP250 Sports 1960.
Rover 3 litre 1959-60.
Vauxhall All Models (late) 1960.

37301 RB310

Austin Coach Series III (later) 1960.
Jaguar Mk. IX (late) 1960.
Morris Commercial Series IVFG (special orders) 1960.

37303 RB310

Alvis 3 litre TD21 1958-60.
Armstrong Siddeley 'Star Sapphire' 1959.
Aston Martin All Models (late) 1958-60.
Bedford S Type Trucks and Tractor (Diesel) 1957-60; 1/6 ton Normal Control (Diesel) 1957-60; 4/6 ton Forward Control (Diesel) 1958-60.

Daimler ¾ litre Models 1956-59; 4½ litre Limousine 1956-60; 'Majestic' 1959-60.

Humber 'Super Snipe' 1959.
Jaguar Mk. VIII, 2.4 and 3.4 litre and XK150 1958-59; XK140 1955-57.

Jensen '541' and '541R' 1954-59.

M.G. MGA (Police Car) 1958-60; 'Magnette' (Police Car) 1958-59.

Rover 'Landrover' (Diesel) 1958-60.

37304 RB310

Armstrong Siddeley 'Star' Limousine 1960.
Austin B.M.C. 3 litre 'Princess' 1960; Taxi and Hire Car (Diesel) 1959-60;

Commer ¾ ton Forward Control Van (Heavy Duty Diesel) 1960; Passenger Chassis (Heavy Duty Diesel) 1960.

Jensen '541' and '541R' 1960

Rover 3 litre (late) 1960.

37305 RB310

Hillman 'Minx' Series IIIA ('Easidrive') 1959-60.
Singer 'Gazelle' Series IIIA ('Easidrive') 1959-60.

37307 RB310

Armstrong Siddeley 'Sapphire' 234 and 236 1956-58.

Bedford 1/6 ton Normal Control (Petrol) 1953-56; 4/6 ton Forward Control (Petrol) 1959-60; CA Van (late) 1956-60; S Type Trucks and Tractors (late) 1956-60.
Bristol '405' 1956-58; '406' 1958-60.

Citroen DS19 1957-60; ID19 1959-60; 'Safari' 1960.

Lotus 'Elite' 1959-60.

Rover '80' 1960.

Trojan All Models 1959-60.

Vauxhall 'Victor' 1958-60; 'Envoy' and 'Friary' 1960; 'Wyvern' 1955-57; 'Velox' and 'Cresta' 1955-60; 'Grosvenor' and 'Dormobile' 1957.

37308 RB310

Austin Coach (late) 1959-60.
Morris Commercial Coach (late) 1959-60.

37323 RB310

Hillman 'Minx' ('Easidrive') (late) 1959-60.
Singer 'Gazelle' ('Easidrive') (late) 1960.

37332 RB310

Rover '80' (late) 1960.

37341 RB310

Austin Taxi (when 2-way radio fitted) 1960.

332151 CFR2

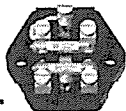
Morgan 3-wheeler 1948-52.
Morris 5 cwt. Van 1946-53.

332203 CFR2

Morgan 'Plus Four' 1946-48.

336212 CJR3

Bedford 30 cwt. 1946-48; 2/3 and 3/4 ton Trucks 1946-47; 5 ton Truck and Scammell Tractor 1946-48.



CONTROL BOXES, FUSE BOXES, JUNCTION BOXES, TERMINAL BLOCKS & RELAYS

VEHICLE APPLICATION REFERENCE—continued

FUSE BOXES

37075 SF3. Three 25 amp. fuses; no cover.

Austin 'Princess' Mk. IV 1957-59; Taxi (Petrol) (late) 1952-53; Hire Car (Petrol) 1952-54; 25 cwt. Van and Ambulance 1948-54.

37110 SF4. Four 35 amp. fuses and two spares; complete with cover.

A.F.N. 'Le Mans' and 'Mille Miglia' 1951-54. Alfa Romeo '1900' 1953-56; 'Giulietta' (Sports 750C 'Berlina') 1955-60; (Sprint 750B) 1956-60; (i. 753) 1958-60.

Allard All Models 1947-51.

Alvis All Models 1946-55.

Aston Martin 2 litre 1947-50; All Models (except DB3/S) 1955-60.

Austin Taxi 1948-52 and 1954-60; Hire Car 1950-51 and (late) 1954-60; Coach 1947-55 and 1958-60.

Beardmore Taxi Mk. VII 1955-58.

Bedford Bus 1946-50.

Commer 'Commando' (Petrol) 1947-52; 4, 5 and 6 ton F.C. 1959-60; 5 ton F.C. 1958; 7 ton F.C. and 10/12 ton Tractor (except Canada) 1958-60; 'Avenger' (Petrol) 1949-60; 'Avenger' (24 volt) Fire Tender or Pump 1954-60.

Cooper 'Monaco' Sports (Coventry Climax Engine) 1959-60.

Daimler 27 and 36 Limousine 1946-53; 2½ litre Models 1949-53; DC27 1949-54; 'Empress', 'Regency', 'Sportsman' and 'Regina' 1955; 3½ litre 'One-O-Four' Models and Limousine 1956-59.

Dellow All Models 1952-57.

Dodge Petrol Models 1949-52; (Perkins P6 Engine) 1951-58; Bus (Perkins P4 Engine, 12 volt) 1958.

Douglas Battery Vehicle 1950-54.

Frazier Nash 'Mille Miglia', 'Targo Florio' and 'Sebring' 1955.

Healey 'Tickford' Saloon 1951-54; 'Abbot' Drop-head Coupé 1952-54.

Invicta 'Black Prince' 1948-49.

Jaguar 1½ litre 1948; 2½ litre 1948-51; 3½ litre 1948-57; Mk. VIII 1957; XK120 1949-54; XK140 1955-57; XK150 1958; XK-SS 1958.

Jensen 'Jen-Tug' 1946-52 and (later) 1953-54.

Karrier 'Bantam' and CK3 1948-52; 'Cob' 1947-48; 'Gamecock' 1958-60.

Lagonda 3 litre (late) 1955-58.

Layton 'Jomar' 1959-60.

Lotus Mk. IX 1958-59.

Standard 12 (Export) 1946-48; 14 (Holland and Belgium) 1946-48.

Sunbeam Talbot 2 litre 1947.

Trojan 15/20 cwt. Van (Petrol) 1951-60; 15/20 cwt. Van and Truck (Diesel), 25 cwt. Van, Truck and Bus (Diesel) 1954-60.

37134 SF4. One 35 amp. fuse and one spare; one 50 amp. fuse and one spare; complete with cover.

A.C. Cars 'Ace' and 'Aceca' 1955-60.

Morgan 'Plus Four' 1951-53.

Triumph 'Mayflower' 1950-52.

37257A SF4. One 35 amp. fuse and one spare; three 25 amp. fuses and one spare; complete with cover.

Trojan 15/20 cwt. Van (Petrol) 1957; 15/20 cwt. Van and Truck (Diesel) 1957.

37260 SF5/2 Less fuses; complete with cover.

A.C. Cars Invalid Carriage 1947-53; 'Petite' 1953-57.

Armstrong Siddeley 'Hurricane' and 'Lancaster' 1949-52; 'Typhoon' 1949-50; Utility 1950-52; 'Whitley' Saloon 1950-53; Limousine 1951-52; 'Sapphire' 1953-54; '236' (Manumatic) 1956-58.

Aston Martin DB2 1951-53; DB3/S 1956.

Austin Taxi and Hire Car (Diesel) 1955-58.

Beardmore Taxi Mk. VII 1955-58.

Bentley 4½ litre 1946-51.

Commer All Models (except 'Commando', 'Avenger', 6½ and 7 ton) 1946-52; 3/4 ton 1952-54; 5 ton 'Superpoise' (Diesel) 1952-54; Fire Tender or Pump Chassis 1952-53.

Daimler 2½ litre (except 'Consort') 1946-53.

Dennis Municipal and 'Pax' (F.C.) 1946.

Dodge All Models 1947-48; Petrol Models 1953-60.

Healey All Models 1948-49.

H.R.G. 9 and 12 1946-52.

Humber 'Hawk' 1946-48; 'Hawk' (G.P.O.) 1951-52; 'Imperial', 'Pullman', 'Snipe' and 'Super Snipe' 1946-52.

Jaguar 1½, 2½ and 3½ litre 1946-47.

Lagonda All Models 1949-58.

Lambourne 'Lamb-Kar' 1952-54.

Lea Francis All Models 1949-54.

Lotus 'Elite' 1959-60.

37260 SF5/2—continued

Morris 5 cwt. Van 1947-53; 'Cowley' Van and Pick-up Truck 1950-52; 'Oxford' Series I-IV 1948-59; 'Six' 1948-52; Quarter Ton Van (G.P.O.) 1958-60.

Morris Commercial OP Passenger Chassis 1950.

Renault 8.3 Car and Van 1947-51; 12 Car 1946-51.

Riley 1½ and 2½ litre 1951-52.

Rolls-Royce 'Silver Wraith' 1948-50.

Rover 'Landrover' and Station Wagon 1949-50 and 1951-60.

Standard 'Eight' and 'Ten' 1954.

Sunbeam-Talbot 2 litre 1947.

Wales & Edwards 1 ton Electric Van 1953-55.

Wolseley 'Six Eighty' 1949-52.

Rover '80' and '100' 1960.

37263 SF4. Two 35 amp. fuses and one spare; two 50 amp. fuses and one spare; less cover.

Jaguar 3½ litre 1958; Mk. VIII 1958-59; Mk. IX and XK150 1959-60.

37287 SF4. Two 25 amp. fuses; two 50 amp. fuses; two spare 50 amp. fuses; complete with cover.

Austin Taxi and Hire Car (Diesel) 1959-60.

37322 SF4. Two 35 amp. fuses and one spare; one 50 amp. fuse and one spare; complete with cover.

Trojan 20 and 25 cwt. 1959-60.

033239 SF6 Two 35 amp. fuses and two spares; no cover.

Allard 'J', 'J2', 'JX' and 'P2' 1952-55; 'J2R' 1956; 'K3' 1954-55; '21C' and '21Z' 1953-55.

Alvis All Models 1956-60.

Armstrong Siddeley 'Hurricane' and 'Lancaster' 1952-53; Utility and Limousine (late) 1952.

Austin-Healey 'Sprite' 1958-60; 'Metropolitan' 1957-60; LD1A and LD2A 1955-60; LDO1A, LDO2A and 101 Van 1958-60; 152 Range 1957-60; 301 Range 1959-60.

Bedford 1/6 ton Normal Control (Petrol) 1953-60; 4/6 ton Forward Control (Petrol) 1958; K, OSA-OLA, OSB-OLB, MS-ML and OSS 1952-53; CA Van 1953-60; S Type Truck and Tractor 1952-60; 1/6 ton Normal Control (Diesel) 1957-58; 4/6 ton Forward Control (Diesel) 1958.

Bristol All Models 1955-60.

Citroen DS19 1956-60; ID19 1959-60; 'Safari' 1960; 15 1952-53.

Commer 'Express' Delivery Van and Pick-up Truck 1953-60; 'Cob' 1957; 1½/1½ ton F.C. Mk. V 1957-60; 3/1½ ton 'Superpoise' 1957-60; 2/3, 3/4 and 5 ton 'Superpoise' (late) 1952-54; 'Commando' (Petrol) (late) 1952-53; 2/5 ton (Petrol), 3/5 and 6 ton 'Superpoise' 1955-60; 3 ton four wheel drive 1956; 5 ton F.C. 1957-58; 7 ton F.C. and 10/12 ton Tractor 1957-60.

Daimler 3 litre 1953; 'Conquest' 1954-58; 'Majestic' 1959-60.

Dodge (Perkins R6 Engine) 1954-55; 12 volt Models 1959-60.

Elva 'Courier' (B.M.C. 1,500 c.c. Engine) 1959-60.

Hillman 'Minx' 1951-57; 'Minx' De Luxe (Manumatic) 1959; 'Husky' 1955-57; 'Hawk' (late) 1952-60.

Humber 'Imperial' and 'Pullman' 1953-54; 'Super Snipe' (late) 1952-60.

Invacar Invalid Carriage 1951-55.

Jaguar 2.4 litre and XK140 1956-57; XK150 1958.

Jensen 4 litre 1952-55; '541' and '541R' 1954-60; 'Jen-Tug' (late) 1952-53; Lightweight Commercial 1955; 'Tempo 1500' 1958-60.

Jowett 'Javelin' and 'Javelin' De Luxe 1951-54; 'Bradford' Van 1953-54.

Karrier 'Bantam' (late) 1956-60; 'Gamecock' 1953-57; 1½/1½ ton Passenger 1957-60.

Lanchester 14 1952-53; 'Sprite' 1955-56.

Lotus Mk. VII and Mk. VIII 1958.

Meynell 'Cub', 'Vixen' and 'Flying Fox' 1952.

M.G. MGA 1956-59; MGA '1600' 1959-60; 'Magnette' 1954-59.

Morris 'Minor' 1952-60; 'Cowley' Van and Pick-up Truck (late) 1952-53; 'Cowley' Saloon 1955-59; 'Oxford' Series I-IV 1952-60; 'Hindustan' Series I-III 1955-60; 'Six', 'Isis', Quarter and Half Ton Vans and Pick-up Truck 1954-60.

Morris Commercial NVS 1952; 30 cwt. LC Models 1953-60; FV Models 1954-55; NV Models 1952-55; 10 cwt. 'J' and 'JB' Vans 1954-60; 'J2' 1957-60; LD1, LD01, LD2 and LDO2 1954-60; LCFO (2 ton Diesel) 1958-59; Tanker 1957.

Nash 'Metropolitan' 1954-60.

Paramount Cars Coupé 1953-54.

033239 SF6—continued

Reliant 'Regal' Car 1953-54 and 1959-60; 5 cwt. Van 1957-58; 'Regent Four' Van 1959-60.

Riley All Models (late) 1952-59; 'One-Point-Five' 1960.

Rover All Models (except 3 litre and 'Landrover') 1952-60.

Singer 9 Roadster 1951; All Models 1951-57.

Smith's Delivery Vehicles 2 ton Diesel (CP80) 1953-55; 'Mobile Shop' 1956-58.

Tornado 'Typhoon' 1959-60.

Sunbeam 'Rapier' 1956-57.

Vauxhall 'Wyvern' and 'Velox' 1952-54.

Wolseley All Models 1952-58; 'Fifteen Hundred' 1959-60; 'Fifteen Fifty' and 'Six Ninety' 1959.

033240 SF6. One 35 amp. fuse and one spare; one 50 amp. fuse and one spare; no cover.

Armstrong Siddeley All 'Sapphire' Models 1953-60; 1 ton Pick-up Truck 1957.

Austin A30 'Seven' 1952-56; A35 1957-60; A40 1951-57; A50 1955-57; A55 Mk. II 1958-59; A70 1951-55; A90 1952 and 1955-56; A95 and A105 1957-59; 'Princess' Mk. IV 1957-59;

Austin-Healey '100' and '100M' 1954-56; Austin-Healey '100 Six' 1957-59; Austin-Healey '3000' 1959-60; 'Champ' (Civilian) 1954-56; Cargo Truck (Civilian) 1954-55; 2 and 5 ton (Petrol) 1951-54; 2, 3 and 5 ton 1955; Series III Trucks 1956-60; Series IVFF Trucks 1959-60; Petrol Tanker Series III 1957-58; Coach Series III 1957; 'Gipsy' 1958-60.

Bedford 1/6 ton Trucks (Diesel) 1953-56.

Commer 25 cwt. Models 1952-56; 3/1½ ton 'Superpoise' 1956; 5 and 7 ton F.C. 1952-56; Fire Tender or Pump 1952-53.

Jaguar XK140 1955.

Jowett 'Jupiter' Sports 1952-54.

Karrier 'Bantam' (later) 1952-56; CK3 (late) 1952.

M.G. 1½ litre 1952-53; 'Midget' 1952-55.

Morgan 'Plus Four' (later) 1953-59; 'Four-Four' Series II 1956-60.

Morris Commercial 15/20 cwt. PV 1952-53; 25/30 cwt. LC3 1952; CV Models 1951; FV 1952-53; Petrol Tanker 1952; FVSO 12/5 1955; 10 cwt. 'J' Van 1952-53 and 1955; 3 ton (G.P.O.) 1956-59; Series III Trucks 1956-60; Series IVFF Trucks 1958-60.

Morrison Electricars Battery Vehicle 1951-54; 1 ton D4 and 25 cwt. E 1955-57; 20 cwt. EH 1960; 2 ton GT Tractor 1956-57.

Nash 'Metropolitan' 1954.

Paramount Cars Roadster 1953-54.

Peerless 'Gran Turismo' 1959-60.

Riley 1½ litre 1952-55.

Standard 'Vanguard' Models Phases I and II 1951-57; 12 cwt. Models 1951-57.

Swallow 'Doretta' 1954-55.

Triumph 'Mayflower' 1952-53; TR2 and TR3 1954-59.

033241 SF6. One 35 amp. fuse and one spare; one 60 amp. fuse and one spare; no cover.

Austin 2 and 5 ton Trucks (Diesel) 1951-54.

033242 SF6. Two 50 amp. fuses and two spares; no cover.

Jaguar 2.4 litre 1958-60; 3.4 litre 1958-59; Mk. II and 3.8 litre 1960; XK150 1959-60.

033259 SF6. Two 15 amp. fuses and two spares; no cover.

Morrison Electricars 20 cwt. D1 and 30 cwt. F and FL 1958-60.

033263 SF6. Two 25 amp. fuses and two spares; no cover.

Dodge (Perkins R6 Engine, 24 volt) 1956-58; (Leyland 0.350 Engine, 24 volt) 1958-60.

Rover '75', '90' and '105' (Overdrive) 1956.

Standard 'Ensign' 1958-60; 'Vanguard' Phase III Models 1956-60.

033277 SF6. One 35 amp. fuse and one spare; no cover.

Hillman 'Minx' 1958-59.

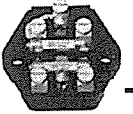
Singer 'Gazelle' 1958-59.

Sunbeam 'Rapier' 1958-59.

033282 4FJ. Two 35 amp. fuses and two spares; Lucar connectors; no cover.

Sunbeam 'Alpine' Sports 1959.

continued



VEHICLE APPLICATION REFERENCE—continued

FUSE BOXES—continued

033283 4FJ. Two 35 amp. fuses and two spares; Lucar connectors; complete with cover.
 Armstrong Siddeley 'Star' Limousine 1960.
 Austin 'Seven' 850 1959-60.
 Daimler SP250 1960.
 Hillman 'Minx' De Luxe Series IIIA (late) 1959-60.
 Lotus Mk. VII Series II 1960.
 Morris 'Mini-minor' 850 1959-60; $\frac{1}{2}$ ton 'Mini-van' 1960.
 Reliant 12 volt 'Regal' Car only 1959-60; 'Regent Four' Van (Export only) (later) 1960.
 Rover 3 litre 1959-60.
 Simca 'Aronde', 'Elysee', 'Etoile' and 'Montlhery' 1960.

033283 4FJ—continued
 Singer 'Gazelle' Series IIIA 1959-60.
 Sunbeam 'Alpine' Sports 1960; 'Rapier' 1959-60.
 Tippen, Frank, Invalid Carriage 1955-60.
 Triumph TR3 1960; 'Herald' 1959-60.
 033285 4FJ. One 35 amp. fuse and one spare; one 50 amp. fuse and one spare; Lucar connectors; complete with cover.
 Austin A55 Mk. II 1959-60; A99 1959-60; B.M.C. 3 litre 'Princess' 1960; Series IVFG Trucks 1960.
 M.G. 'Magnette' 1959-60.
 Morgan 'Plus Four' 1960.

033285 4FJ—continued
 Morris 'Oxford' Series V 1959-60; Series IVFG Trucks 1960.
 Riley 'Four Six-Eighty' 1960.
 Rover 3 litre 1960.
 Wolseley 'Six Ninety-Nine' and 'Fifteen Sixty' 1959-60.
 033287 5FJ. One 35 amp. fuse and one spare; Lucar connectors; complete with cover.
 Commer 'Cob' 1960; $\frac{1}{2}$ ton Forward Control Van and Passenger Chassis 1960.
 Hillman 'Minx' Series IIIA 1959-60; 'Husky' Series II 1960.
 Rover 3 litre 1959-60.

JUNCTION BOXES

78264 4J. Four grub screw terminals.
 Austin Taxi and Hire Car 1948-58; 'Champ' (Civilian) 1954-56; Cargo Truck (Civilian) 1954-55; 25 cwt. Van and Ambulance 1948-54; 3/5 ton Series III 1956-60; 5 ton Series IVFF 1959-60; 7 ton 1956-60; Coach 1947-55; Petrol Tanker 1946-60; Coach 1957-60.
 Bentley 4 $\frac{1}{2}$ and 4 $\frac{1}{2}$ litre 1946-54; 'Continental' Sports 1952-54.
 Daimler 2 $\frac{1}{2}$ litre 1946-53.
 Dennis 'Max' Chassis 1946.
 Diamond Motors Battery Vehicle 1951-56.
 Harborough Construction Battery Vehicle 1951-54.
 H.R.G. 9 and 12 1951-52.
 Jaguar 2.4 litre 1960.
 Lanchester 14 (later) 1953.
 Lewis Battery Vehicle 1951-55.
 M.G. 1 $\frac{1}{2}$ litre 1950-53.
 Midland Vehicles Battery Vehicle 1951-55.
 Morgan 'Plus Four' 1951-55; 'Four-Four' Series II (left hand drive) 1956-57.
 Morris 10 1946-48; 'Oxford', Taxi and Hire Car 1950-51.
 Morris Commercial LD1, LD2, LDO1, LDO2 and LCFO (when flashers fitted) 1958-60; 2/5 ton Series III 1956-60; 5 and 7 ton Trucks Coach and Tankers Series IVFF 1958-60.
 Rolls-Royce 'Silver Wraith' 1946-54; 'Silver Dawn' 1953-55.
 Rover '60', '75', '80' and '100' 1948-60.
 Standard 12 and 14 1946-48.
 Wales & Edwards 1 ton Electric Van 1953-55.
 Wolseley 8, 10, 12 and 14 1946-48.

78265 2J—continued
 Commer Cross Country Vehicle 1956; Pantech-nicon and 'Commando' (Petrol) 1947-49; 3/4 and 4/5 ton 'Superpoise' (Diesel) 1950-54; 'Avenger' 1955-60; Fire Tender or Pump Chassis 1955-57.
 Jaguar XK120 1951-52.
 Jensen 6 ton 'JNSN' 1946-47; Lightweight Commercial 1954-55.
 Karrier 'Bantam' Tractor 1948-50; 'Gamecock' 1957-60.
 Morris Commercial LC5 and LCOSX 1954-59; FVO, FVSO and FVSO12/5 1949-55; LD1, LD2 and LDO 1956-60.
 Reliant 750 c.c. 3-wheeler 1949-51; 6 cwt. Van and Truck 1954.
 Riley 2 $\frac{1}{2}$ litre 1948-53.
 Rover '60' (N.A.D.A.) 1954-55; '75' 1951-55.
 Wales & Edwards 1 ton Electric Van 1953-55.

78266 6J—continued
 Daimler 'Regency' 1953; 'Conquest' 1954-58; 'Regency' and 'Regina' 1955; 'One-O-Four' 1956-59; 4 $\frac{1}{2}$ litre Limousine 1956-60.
 Frisky Saloon and Coupé 1958-59.
 H.R.G. 9 and 12 1946-50.
 Humber 'Hawk' 1946-47; 'Imperial' and 'Pullman' 1946-54; 'Super Snipe' 1946-52.
 Invacar Invalid Carriage 1951-55.
 Jaguar XK-SS 1958.
 Jensen 3 $\frac{1}{2}$ litre 1946-47; 4 litre 1950-55.
 Jowett De Luxe Van and 6 Light Utility 1949-52.
 Lanchester 14 1952-53; 'Sprite' 1955.
 Morgan 'Plus Four' 1946-50; 'Four-Four' 1949-50.
 Morris 'Oxford' Taxi and Hire Car 1947-51.
 Morris Commercial 25/35 cwt. 1946; 35/40, 45/55, 60/70 cwt. 5 ton, Tipper and ECV13/3 1946-48; CV Ambulance 1947-51; CVF13/5, CV11/30, CV11/40 (Lorries), CV9/40 and CV10/5 (Tippers) 1946-51; ECV13/5 and ECV13/5 1949; FV, FVS, FVS12/5 and Petrol Tanker 1949-55; FVO, FVSO, FVSO12/5 1949-55; OP and PP Passenger 1950-51; LDO, LDO1, LDO2 and LCFO 1956-60; 2/5 ton Series III 1956-63; Series IVFG 1960; 5 and 7 ton Series IVFF and Tankers 1958-60.
 Riley 1 $\frac{1}{2}$ litre 1946-55; 2 $\frac{1}{2}$ litre 1948-53.
 Rolls-Royce 'Silver Wraith' 1946-59; 'Silver Dawn' 1953-55.
 Rover 'Landrover' and Station Wagon 1948-54.
 Sunbeam 'Alpine' 1953-55; Saloon Mk. III 1955-57; Coupé 1955.
 Sunbeam-Talbot '90' 1948-54.
 Triumph '1800', 18T and 18TR 1946-48; '2000' 1949; 'Renown' 1952-54.
 Vernon's Industries Invalid Carriage 1951-54.
 Wolseley 10, 12 and 14 1946-48; 25 1948; 'Six Eighty' 1949-54.

78265 2J Two grub screw terminals.
 Allard 'J', 'J2' and 'P2' Models 1952-55; '21C' and '21Z' 1953-54; 'Clipper' 3-wheeler 1955.
 Austin LD1A and LD2A 1955-60; LDO1A and LDO2A 1958-60; LCFO 1958; 301FC 1959; 301 Range 1957-60.

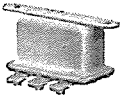
78266 6J Six grub screw terminals.
 A.C. Cars Invalid Carriage 1947-53.
 Allard 'J' and 'J2' 1951-56.
 Armstrong Siddeley 'Hurricane', 'Lancaster' and 'Typhoon' 1946-53; Utility, Limousine and 'Whitley' 1950-52; 'Sapphire' 1953-55; 'Sapphire 346' and Limousine 1956-59; $\frac{1}{2}$ ton Pick-up Truck (Export only) 1957; 'Star Sapphire' 1959-60.
 Austin A125 1948-54; 'Princess' 1951-60; LD1A and LD2A 1955-60; LDO1A and LDO2A 1958-60; LCFO 1959; 3/5 ton Series III 1956-60; 7 ton Forward Control (Diesel) 1956-58; Series IVFF 1959-60.
 Beardmore Taxi Mk. VII (Ford 'Consul' Engine) 1955-58.
 Barratt, W. & F. 197 c.c. Invalid Car 1955.
 Bentley 4 $\frac{1}{2}$ and 4 $\frac{1}{2}$ litre 1946-54; 'Continental' Sports 1952-54.

TERMINAL BLOCKS

37082 TB8. Eight-way snap connectors.
 A.C. Cars 16 Saloon 1948-53.
 Allard 'J', 'M' and 'P' Models 1951; 'P2' 1952.
 Aston Martin DB3/S Competition 2-seater 1956; DB2 1952.
 Healey All Models (except 'Silverstone') 1948-54.
 Jaguar 3 $\frac{1}{2}$ litre 1948-58; Mk. VIII 1957-59; Mk. IX 1959-60.
 Lagonda 2 $\frac{1}{2}$ litre 1951-52.
 37083 TF8. Incorporates eight 25 amp. fuses and four spares.
 Austin A125 Models 1948-54; A135 'Princess' 1948-53.
 37101 TB6. Six grub screw terminals.
 Allard 'P2', '21C' and '21Z' 1953-55.
 Alvis All Models (except TC108G) 1951-60.
 Armstrong Siddeley 'Sapphire' Models 1953-60; $\frac{1}{2}$ ton Pick-up Truck 1957.
 Aston Martin DB2/4 1955-57; DB Mk. III Saloon 1958-59.

37101 TB6—continued
 Austin A70 1948-54; A90 'Atlantic' 1949-52; A125 Limousine 1951-54; A135 'Princess' 1954-60; 'Princess' Mk. IV 1957-59; Ambulance and Hearse 1953-60.
 Bedford 5/6 cwt. Van 1946-47.
 Bristol All Models 1954-60.
 Commer 1 $\frac{1}{2}$ /1 $\frac{1}{2}$ ton Forward Control Mk. V 1956-60; 1 ton Forward Control 1959-60.
 Daimler 'Consort' 1950-53; DC27 Ambulance 1949-54; All other Models (except 27 and 36 Limousine, SP250 and 'Majestic') 1951-60.
 Jaguar Mk. IX 1959-60; XK150 1958-60.
 Jensen '541' and '541R' 1954-60.
 Karrier 1 $\frac{1}{2}$ /1 $\frac{1}{2}$ ton Passenger 1959-60.
 Lagonda 2 $\frac{1}{2}$ litre (U.S.A.) 1951-52; 3 litre 1954-58.
 Lanchester 14 1952-53.
 Rover '60' 1954-55; '75' 1951-59; '80' and '100' 1960.
 Vauxhall 10 and 12 1946-47; 14 1946-48.

300990 TB4. Four grub screw terminals.
 Bristol '400' 1949-50; '401' 1949-51.
 Jaguar 2 $\frac{1}{2}$ litre 1949-51; 3 $\frac{1}{2}$ litre 1949-58; Mk. VIII 1957-59.
 304812. Four grub screw terminals.
 Bristol '401' 1952-53.
 Singer 'SM1500' 1949-51.
 305436. Seven grub screw terminals.
 Vauxhall 'Wyvern', 'Cresta' and 'Velox' 1955.
 807094 TB8. Eight-way snap connectors.
 Austin 25 cwt. Van and Ambulance 1948-54.
 54944091. Two-way.
 Rover 3 litre 1959-60.
 54944092. Six-way.
 Rover 3 litre 1959-60.



CONTROL BOXES, FUSE BOXES, JUNCTION BOXES, TERMINAL BLOCKS & RELAYS

VEHICLE APPLICATION REFERENCE—continued

RELAYS

33052 LIR. 12 volt

Armstrong Siddeley 'Whitley' 1953.
Austin 'Princess' Mk. IV 1957-59.
Lea Francis All Models 1949-54.

33093 LIR. 12 volt

Bristol '401' 1949-53; '406' 1958-60.

33094 LIR. 12 volt

Jowett 'Jupiter' Sports (optional) 1953-54.

33095 LIR. 12 volt

Austin A90 1949-52.
Morris 'Oxford' 1950-54; 'Six' (U.S.A.) 1948-52.

33099 LIR. 12 volt

Commer 5 and 7 ton 1949-51; 6½ and 7 ton 1950;
'Avenger' (Petrol) 1949-51.

33117 DB10. 12 volt

A.C. 'Ace' and 'Aceca' 1955-60.
Alvis TA21 and TC21 1955.
Armstrong Siddeley 'Sapphire' 1955; 'Sapphire 346'
Saloon 1956-58; Limousine 1956-59; ½ ton
Pick-up Truck (Export only) 1957.
Aston Martin DB2 (U.S.A.) 1954; DB2/4 1955-57;
DB Mk. III 1959.
Austin A135 1955.
Austin-Healey '100' and '100M' 1954-56; '100 Six'
1957-59; '3000' 1959-60.
Bentley Mk. VII 1952-54; 'Continental' Sports
1952-54.
Bristol '405' 1955-58.
Citroen 15 1953-54; 23 1953.
Commer 'Express' Delivery Van and Pick-up
Truck 1953-60.
Daimler 'Conquest' 1955-58; 'Empress', 'Regency',
'Sportsman' and 'Regina' 1955; 'One-O-Four'
Models (U.S.A.) 1956-59; 4½ litre Limousine
1956-60.
Hillman 'Minx' 1953-57; 'Husky' 1955-56.
Humber 'Hawk' 1953-57; 'Super Snipe' 1953-57.
Jaguar 3½ litre Mk. V and Mk. VII 1953-58;
Mk. VIII 1957-59; XK Models 1953-59.
Jensen 4 litre 'Interceptor' 1954-55.
Jowett 'Javelin' and 'Javelin' De Luxe (U.S.A.)
1952-54.
Lagonda 3 litre 1955-58.
Lanchester 'Sprite' (U.S.A.) 1955-56.
M.G. 'Midget' 1951-55; MGA 1956-59; MGA 1600
1959; 'Magnet' (when fitted) 1955-59.
Morgan 'Four-Four' Series II 1956-58.
Morris 'Minor' (L.H.D.) 1954-60; 'Oxford
Traveller' (U.S.A.) 1955; 'Isis Traveller' 1956-57;
Half Ton Van and Pick-up Truck 1954-56.
Morrison Electriccars 25 cwt. BJ/LH 1955-56.
Riley 'Pathfinder' 1954-57.
Singer 'Hunter' and 'S' Model 1955-56.
Sunbeam 'Alpine' 1953-57.
Sunbeam-Talbot '90' 1953-54.
Swallow 'Doretta' 1954-55.
Trojan 15/20 cwt. Van 1954.
Wolseley 'Four Forty-Four' 1956; 'Fifteen Fifty'
(L.H.D. and optional R.H.D.) 1957-59.

33135 SB40-1. 12 volt

A.C. 16 1950-54.
Alvis 3 litre 1958-59.
Aston Martin DB2 (L.H.D.) 1952-54; DB2/4
1955-57; DB Mk. III 1958-59.
Austin A70 1948-55; A125 1953-54; 'Princess'
Mk. IV 1957-59; A135, Ambulance and Hearse
1956-60.
Jaguar 2½ litre (L.H.D.) 1951; 3½ litre Mk. V and
Mk. VII (Home) 1951-53; XK120 (later) 1951-54.
Jensen 'Interceptor' 1950-55; '541' and '541R'
1954-60.
Lagonda 3 litre 1954-58.
M.G. MGA (when fitted) 1959; MGA 1600 (when
fitted) 1959-60.
Swallow 'Doretta' 1954-55.

33154 SB20. 6 volt

Dellow Motors Sports Mk. III 1952-54.

33157 SB40-1. 12 volt

Armstrong Siddeley 'Sapphire' 234 and 236 1958.
Aston Martin DB4 1959-60; DB4GT 1960.
Austin-Healey '100' and '100M' 1954-56; '100 Six'
1957-59.
Humber 'Hawk' (optional extra) 1954-59; 'Super
Snipe' (optional extra) 1956-57.
Jaguar 3½ litre Mk. V and Mk. VII (optional
extra) 1954-57; Mk. VIII and Mk. IX (optional
extra) 1957; 2.4 litre and XK140 (optional
extra) 1956-57.
Jensen 'Interceptor' (special orders) 1953-55; '541'
and '541R' 1954-55.
Singer 'Gazelle' (optional extra) 1958-60.
Standard 'Eight' and 'Ten' (optional extra)
1958-60; 'Vanguard' Models and 12 cwt.
1955-60; 'Pennant' 1958-59; 'Ensign' and 'Atlas'
1959-60.
Sunbeam 'Alpine' 1955-57; 'Rapier' 1956-60.
Triumph TR2 and TR3 1955-60.

33158 SB60. 12 volt

Armstrong Siddeley 'Sapphire' 234 and 236
1956-57.

33168 SB40/1. 12 volt

Bentley 'S2' and 'Continental' (Switzerland) 1960.
Rolls-Royce 'Silver Cloud' II 1960.

33174 SB60. 12 volt

Humber 'Hawk' (optional extra) 1959-60.
Jaguar 3½ litre (optional extra) 1958-60; 2.3 and
3.4 litre and XK150 (optional extra) 1958-60;
3.8 litre (optional extra) 1960.
Rover '60', '75' and '90' (optional extra) 1956-59;
'105' (optional extra) 1957-59; '80' and '100'
(optional extra) 1960; 'Landrover' (AC equip-
ment) 1960.

33177 2RA. 12 volt

Austin A55 (optional extra) 1958; A90, A95 and
A105 1957-59; A99 1959; B.M.C. 3 litre
'Princess' 1960.
Morris 'Isis' (optional extra) 1957-58.
Riley 'Pathfinder' (optional extra) 1957; 'Two-
Point-Six' (optional extra) 1958-59.
Wolseley 'Six Ninety' (optional extra) 1957-59;
'Six Ninety-Nine' 1959-60.

33188 6RA. 12 volt

A.C. 16 1955-57.
Alfa Romeo 1953-60.
Armstrong Siddeley 'Sapphire' 1953-55; 'Sapphire
346' 1956-58; Limousine 1956-59; 'Star Sapphire'
1959-60; 'Star' Limousine 1960.
Aston Martin DB2 (R.H.D.) 1952-54; DB3/S 1956;
DB Mk. III 1959.
Austin A90, A95 and A105 1957-59; A135 1955;
Petrol Tanker and Coach (when fitted) 1957-60.
Bedford (optional extra when twin horns fitted).
Bentley Mk. VI 1946-51; Mk. VII 1952-54;
'Continental' 1952-60; 'S' Models 1955-60.
Bristol All Models 1949-60.
Commer (optional extra when twin horns fitted).
Daimler 3 litre 'Regency' 1953.
Dodge (optional extra when twin horns fitted).
Elva 'Courier' 1959-60.
Fairthorpe 'Atamota' (when fitted) 1959-60; 'Zeta'
(when fitted) 1960.
Frazer Nash 1955.
Hillman 'Minx' (when fitted) 1955-59; 'Minx'
Series IIIA 1959-60; 'Husky' (when fitted)
1955-57.
Humber 'Hawk' 1955-60; 'Super Snipe' 1953-60.
Jaguar 2½ litre (R.H.D.) 1951; 3½ litre Mk. V and
Mk. VII (Export) 1951-53; XK120 1949-51.
Jowett 'Javelin' and 'Jupiter' 1951-54; 'Javelin' De
Luxe 1950-54.
Karrier (optional extra when twin horns fitted).
Lagonda 3 litre 1958.
Layton Sports Car 'Jomar' (TVR) 1959-60.
Lotus 'Elite' 1959-60.
M.G. 1½ litre 1953; 'Magnet' 1954-60.
Morris 'Cowley' (U.S.A. and Canada) 1955-59;
'Oxford' 1954-60; 'Isis' 1956-58; Half Ton Van
and Pick-up Truck (when fitted) 1955-60.
Morris Commercial (optional extra when twin horns
fitted).

33188 6RA—continued

Riley 'Pathfinder' 1954-57; 'Two-Point-Six'
1958-59; 'Four Sixty-Eight' 1959-60.
Rolls-Royce 'Silver Wraith' 1956-59; 'Silver
Dawn' 1953-55; 'Silver Cloud' 1956-60.
Rover '60' and '90' 1954-59; '75' 1952-59; '105'
1957-59; '80' and '100' 1960; 3 litre 1959-60.
Singer 'Hunter' and 'S' Model (when fitted)
1955-56; 'Gazelle' 1957-60.
Standard 'Eight', 'Ten' and 6 cwt. (when fitted)
1956-57.
Vanguard Models and 12 cwt. 1951-60.
Sunbeam 'Rapier' 1956-60.
Triumph 'Herald' (when fitted) 1959-60.
Vauxhall 'Victor' De Luxe 1958-60; 'Envoy'
Station Wagon De Luxe (Export Canada) 1960;
(optional extra on other models when twin horns
fitted).
Wolseley 'Four Forty-Four' 1953-56; 'Four Fifty'
1949-53; 'Six Eighty' 1949-54; 'Six Ninety'
1955-59; 'Fifteen Sixty' 1959-60.

33192 7RA. 12 volt

Standard 'Eight', 'Ten' and 'Pennant' (when fitted)
1959.

33194 SB40/1. 12 volt

Rolls-Royce 'Silver Cloud' 1956-59.

33196 7RA. 12 volt

Vauxhall 'Victor' (optional extra) 1958-59.

33199 6RA. 12 volt

Rover 3 litre 1959-60.

33204 2RA. 12 volt

Austin A55 (optional extra) 1959; A90 and A95
(later) 1959.

33205 SB60. 12 volt

Simca 'Vedette' (France) 1959.

33209 6RA. 12 volt

Alvis 3 litre 1959-60.
Lotus 'Elite' 1959-60.
Sunbeam 'Alpine' Sports 1959-60.

33213 6RA. 12 volt

Jensen '541' and '541R' 1960.
Sunbeam 'Alpine' (optional extra) 1959-60.
Vauxhall 'Velox', 'Cresta' and 'Friary' Estate Car
1960.

33214 6RA. 12 volt

Austin A99 1959-60; B.M.C. 3 litre 'Princess' 1960.
Wolseley 'Six Ninety-Nine' 1959-60.

33216 6RA. 24 volt

Bedford S Models (24 volt, when fitted) 1954-60.
Commer 'Avenger' (24 volt, when fitted) 1956-60.
Dodge 24 volt Models (when fitted) 1956-60.

33217 2RA. 12 volt

Austin A99 (later) 1959-60.
Wolseley 'Six Ninety-Nine' (later) 1960.

33223 6RA. 12 volt


Bentley 'S' Models and 'Continental' 1955-60.
M.G. MGA Models (U.S.A.) 1958-59.
Rolls-Royce 'Silver Cloud' 1956-60.
Wolseley 'Six Ninety-Nine' 1960.

33226 SB40/1. 12 volt

Bentley 'S2' Saloon and 'Continental' 1960.
Rolls-Royce 'Silver Cloud' II 1960.

33229 SB40/1. 12 volt

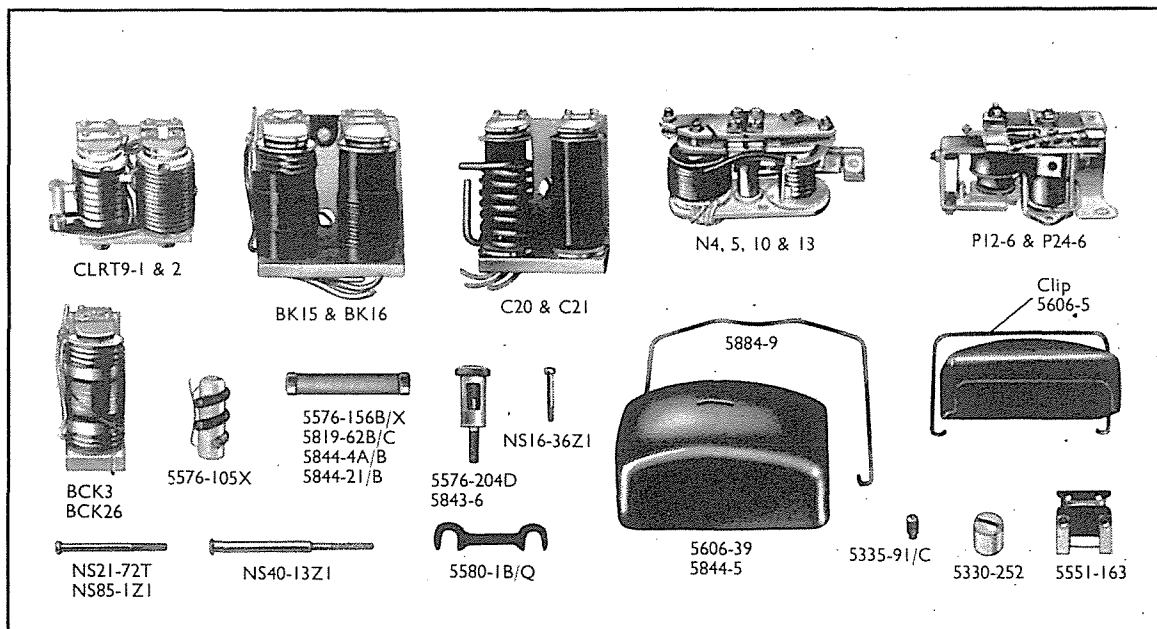
Austin 5 and 7 ton Trucks (Diesel, used with C.A.V.
starting motor) 1960.
Morris Commercial 5 and 7 ton Trucks (Diesel,
used with C.A.V. starting motor) 1960.



CONTROL BOXES

Model Interpretation

- | | | | |
|-----|--|-----|--|
| 107 | Control Box with moulded cover and base, and type BK regulation for use with D5L generators. | A | Design change. |
| A | Design change letter. | 203 | Control Box with moulded cover and base, and type CLRT9... regulation for use with G5 generators. |
| 3 | Symbol number covering special features. | -1 | Symbol number covering special features. |
| 202 | Control Box with moulded cover and base, and type N regulation for use with H55 generators. | 189 | Control Box with cast iron cover and base, and type C... regulation for use with DO7X... generators. |
| -2 | Symbol number covering special features. | -2 | Symbol number covering special features. |



RESISTANCE VALUES

Part No.	Ohms	Part No.	Ohms	Part No.	Ohms
5576-105AX	17.5	5576-137M	240	5844-4A	240
5576-105AZ	70	5576-137N	100	5844-4B	120
5576-137B	120	5576-137T	180	5844-21	30
5576-137F	40	5576-137X	25	5844-21B	14 - 17.5
5576-137L	20	5819-62B	60		



C.A.V. CONTROL BOXES

DETAILED SPARE PARTS

Part No.	1685010	1685030	1686020	—	1687010	1687020
Model	107A1	107A3	189-2	189-4	202-1	202-2A
Part No.	—	—	—	—	1687011	—
Model	—	—	—	—	202B-1	—
Regulator	BK15	BK16	C21	C20	N4	N5
Screw, regulator fixing	NS19-19T	NS19-19T	NS21-19T	NS21-19T	NS37-15Z1	NS37-15Z1
Cutout	—	—	BCK3	BCK26	P12-6	P12-6
Screw, cutout fixing	—	—	NS21-19T	NS21-19T	NS34-10Z1	NS34-10Z1
Cover, regulator	5606-39	5606-39	—	—	—	—
Screw, cover fixing	NS16-36Z1	NS16-36Z1	—	—	—	—
Cover, fuse	5606-3	5606-3	—	—	—	—
Clip, fuse cover	5606-5	5606-5	—	—	—	—
Resistance	5576-156D	5576-156D	—	—	5576-137B	5576-137B
Resistance	—	—	5576-105AX	5576-105AZ	5576-137F	5576-137F
Resistance	—	—	5819-62C	5819-62B	5576-137L	5576-137L
Resistance	—	—	—	5576-137M	5576-137X	5576-137X
Bolt, resistance fixing	NS40-13Z1	NS40-13Z1	NS21-72T	NS21-72T	NS85-1Z1	NS85-1Z1
Washer, keyed, bolt	5339-81	5339-81B	5339-81B	5339-81B	—	—
Washer, mica, bolt	—	—	5339-491B	5339-491B	—	—
Washer, plain, bolt	5083-2	5083-2	5083-2	5083-2	—	—
Washer, spring, bolt	5293-57	5293-57	5293-57	5293-57	—	—
Nut, fixing bolt	5330-22	5330-22	5330-116	5330-116	—	—
Post, fuse	—	—	5576-204D	5576-204D	5843-6	5843-6
Nut, fuse post	—	—	5330-216	5330-216	5331-53	5331-53
Fuse, strip	—	—	5580-1Q	5580-1B	5580-1Q	5580-1Q
Carrier, main fuse	5551-163C	5551-163C	—	—	—	—
Carrier, field fuse	5551-163Q	5551-163Q	—	—	—	—
Nut, terminal	—	—	—	—	NU4-4T	NU4-4T
Screw, grub	5335-91	5335-91	5335-91	5335-91	5335-91	5335-91

Part No.	1687050	1687110	1688010	1688030	1688090
Model	202-5	202-11	203-1	303-3	203-9
Part No.	1687051	—	—	—	—
Model	202B5	—	—	—	—
Regulator	N10	N13	CLRT9-1	CLRT9-2	CLRT9-1
Screw, regulator fixing	NS37-15Z1	NS37-15Z1	NS39-15T	NS39-15T	NS39-14T
Cutout	P24-6	P24-6	—	—	—
Screw, cutout fixing	NS34-10Z1	NS34-10Z1	—	—	—
Cover, regulator	—	—	5844-5	5844-5	5844-5
Clip, regulator cover	—	—	5844-9	5844-9	5944-9
Resistance	5576-137B	5576-137B	—	—	—
Resistance	5576-137N	5576-137N	5844-21	5844-21B	5844-21
Resistance	5576-137T	5576-137T	5844-4A	5844-4B	5844-4A
Bolt, resistance fixing	NS85-1Z1	NS85-1Z1	—	—	—
Post, fuse	5843-6	5843-6	—	—	—
Nut, fuse post	5331-53	5331-53	—	—	—
Fuse, strip	5580-1B	5580-1B	—	—	—
Carrier, main fuse	—	—	5551-163D	5551-163B	5551-163D
Nut, terminal	NU4-4T	NU4-4T	—	—	—
Screw, grub	5335-91	5335-91	5335-91C	5335-91C	5335-91C

C.A.V. CONTROL BOXES AND FUSE BOXES



VEHICLE APPLICATION REFERENCE

CONTROL BOXES

1685030 107A-3
Dodge (Perkins P6 Diesel) 1951-53.

1687010 202-1A
Bedford SB Type Coach and Chassis 1957-60;
Fire Engine Chassis (Petrol) 1957.
Commer 5 ton 'Superpoise' 1954-60; 6 ton 'Superpoise' (Diesel, 24 volt) 1959-60; 5 ton Forward Control 1958; 7 ton Forward Control (Petrol and Rootes TS3 Diesel) 1958; 10/12 ton Tractor (Rootes TS3 Diesel) 1958; (Special Export Canada, serviced by C.A.V.) 1958; Fire Tender or Pump Chassis 1954-58.

1687011 202B-1
Commer 4, 5 and 6 ton Forward Control (Petrol and Perkins C305 Diesel Engine, Diesel Passenger and Export Canada, serviced by C.A.V.) 1959-60; Fire Tender or Pump Chassis 1959-60.

1687021 202B-2
Bedford SB Type Coach and Chassis 1955-56;
Fire Engine Chassis (Petrol) 1955-56.

1687050 202-5A
Commer 'Avenger' (24 volt, Rootes TS3 Diesel Engine) 1954-56.

1687051 202B-5
Bedford S Type 7 ton Truck and 9/10/12 ton Tractor (Leyland Engine) 1954-56; SBO Coach 1960.
Commer 'Avenger' (24 volt, Rootes TS3 Diesel Engine) 1959-60.

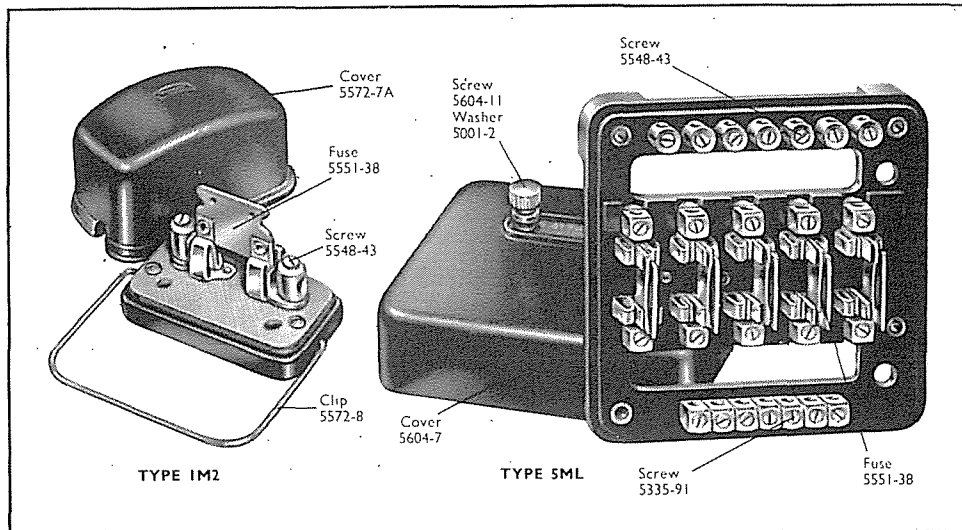
1687111 202-11
Bedford SBO Coach (suppressed) (later) 1956.

1688010 203-1
Bedford S Type 7 ton Truck and 9/10/12 ton Tractor (Leyland Engine) 1958-59; SLO-SSO and SAO (Perkins R6 Engine) 1954-56.
Dodge (24 volt, Perkins R6 Engine) 1954-58; (24 volt, Leyland 0.350 Engine) 1958-60.

1688030 203-3
Dodge (Perkins P6 Engine) 1954-60; (12 volt, Perkins P4 Engine) 1958-60.

1688090 203-9
Bedford SLO-SSO Truck and SAO Tractor (Perkins R6 Engine) (later) 1956.

FUSE BOXES



DETAILED SPARE PARTS

Part No.	1800020	1800700
Model	1M2	5ML
Part No.	—	1800830
Model	—	5ML13
Cover	5572-7A	5604-7
Screw, cover fixing	—	5604-11
Washer, spring, cover screw	—	5001-2
Clip, cover	5572-8	—
Carrier, fuse	5551-38	5551-38
Screw, terminal	5548-43	5548-43
Screw, terminal	—	5335-91

VEHICLE APPLICATION REFERENCE

1800830 5ML-13. Five fuse carriers; complete with cover.

Bedford SBO, SLO-SSO and SAO (Perkins R6 Engine) 1954-56; SB Coach and Chassis 1955-60; Fire Engine Chassis 1955-57.

1800020 1M-2. Single fuse carrier; complete with cover.

Commer 1½/1½ ton Forward Control 1957-60; 1 ton Forward Control 1959-60; ¾/1½ ton 'Superpoise' 1957-60; 3/5 ton 'Superpoise' (Diesel) 1955-60; 6 ton 'Superpoise' 1957-60.

Dodge (Perkins P6 Engine) 1951-60; (Perkins P4 Engine) 1958-60; (Perkins R6 Engine) 1954-60.
Karrier 'Bantam' 1958-60.

1800700 5ML. Five fuse carriers; complete with cover.

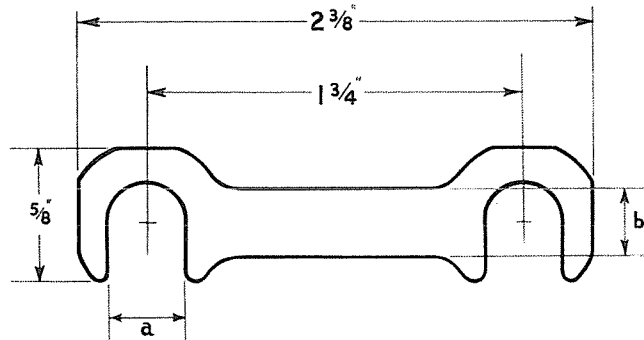
Austin B.M.C. Series III Petrol Tanker 1958-60.
Dodge (Perkins P6 Engine) 1959-60; (Perkins P4 Engine) 1959-60.

Morris Series III Petrol Tanker 1958.



C.A.V. FUSES

FUSE STRIPS (tin alloy)



FUSE CARRIERS WITH FUSE WIRE

Part No.	Fuse Wire Fitted
5551-163B	25 s.w.g. tinned copper
5551-163C	27 s.w.g. tinned copper
5551-163D	27 s.w.g. tinned copper
5551-163H	29 s.w.g. tinned copper
5551-163J	30 s.w.g. tinned copper
5551-163M	34 s.w.g. tinned copper
5551-163N	35 s.w.g. tinned copper
5551-163Q	37 s.w.g. tinned copper

FUSE STRIPS

Part No.	Fusing Current	Dimensions		
		Thickness	a	b
5580-1B	50 amps.	.012"	.323"	.250"
5580-1D	120 amps.	.028"	.323"	.250"
5580-1Q	75 amps.	.0185"	.323"	.230"
5580-1V	40 amps.	.024"	.323"	.180"

LUCAS

GENERATORS

DYNAMOTOR, ALTERNATORS

ALTERNATORS

Model Interpretation

IA	Induction type alternator.
45	4½" diameter yoke.
2AC	Two-cycle alternator.

DYNAMOTOR

Model Interpretation

A	Combined generator and starting motor.
900	5¾" diameter yoke.
R	Third brush control, 4-pole.

GENERATORS

Model Interpretation

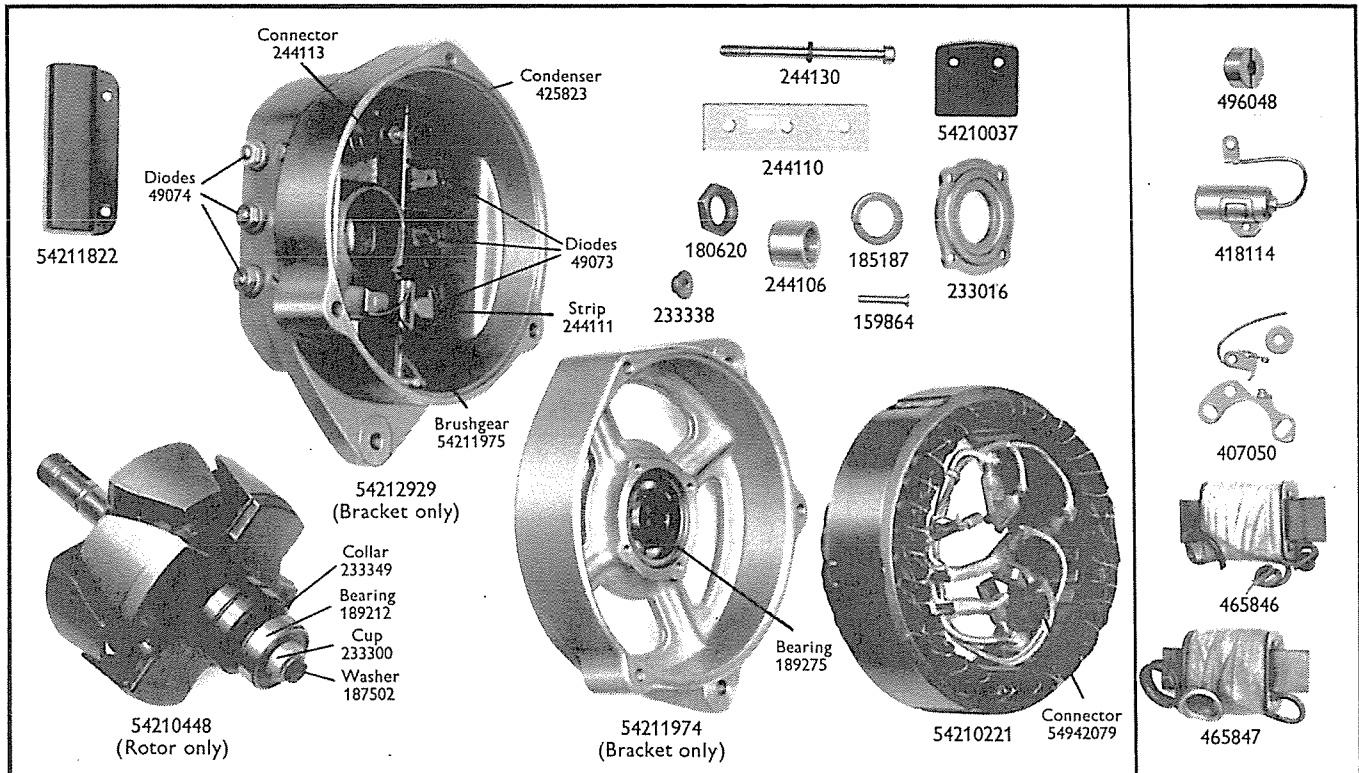
C	Concentrically mounted armature.	L	Long type yoke, voltage control.
E	Eccentrically mounted armature.	M	Third brush control, 2-pole.
3	3" diameter yoke.	P	Voltage control, 2-pole, long type yoke.
35	3.5" diameter yoke.	S	Special finish.
39	3.9" diameter yoke.	V	Ventilated.
40	4" diameter yoke.	X	Voltage control, 2-pole, plug type connector; small circular, or no windows in yoke.
418	4½" diameter yoke.	Y	Voltage control, 2-pole, short type yoke.
45	4.5" diameter yoke.	Z	Voltage control, 2-pole, long type yoke, plug type connections.
47	4.7" diameter yoke.	RA5	5" rectangular shaped laminated yoke, voltage control, special finish.
48	4.8" diameter yoke.		
5	5" diameter yoke.		

Model Reference

Model	Part No.	Model	Part No.	Model	Part No.	Model	Part No.
2AC	23500	C39ZV	22251A	C45PV-5	22478	C45YV-3	22448
A900R	24524	C39ZV	22253A/B	C45PV-5	22483	C45YV-3	22449B
C35MV	22005	C40	22704	C45PV-5	22524	C45YV-3	22450
C35MV	22007	C40-1	22700	C45PV-5	22529	C45YV-3	22451
C35MV	22009	C45P-B	22439	C45PV-6	22489	C45YV-3	22452
C35YV	22006	C45P-3	22455A/B	C45PV-6	22494	C45YV-3	228139
C35YV	22008	C45P-3	238464	C45PV-6	22497	C45YV-3	228199
C39P	22255	C45P-3	238498	C45PV-6	22502	C45YV-3	228240
C39P-2	22259	C45P-5	22455D	C45PV-6	22503	C45YV-3	228306
C39PV	22250	C45PV-3	22413	C45PV-6	22519	C45YV-3	228365
C39PV	22251	C45PV-3	22417D	C45PV-6	22528	C45YV-4	22449D
C39PV	22253	C45PV-3	22424	C45PV-6	22530	C45YV-5	22409J
C39PV	22257	C45PV-3	22428	C45PV-6	22532	C45YV-5	22448D
C39PV	22260	C45PV-3	22446	C45PVB	22434	C45YV-5	22472
C39PV-2	22258	C45PV-3	22447	C45PVS	22417	C45YV-5	22482
C39PV-2	22262	C45PV-3	22453	C45PVS	22429D/H	C45ZV	22429A
C39PV-2	22265	C45PV-3	238311	C45PVS-5	22462	C45ZVH	22417E
C39PV-2	22268	C45PV-3	238395	C45PVS-6	22496	C47	22481
C39PV-2	22293	C45PV-4	22435	C45NV-3	228137	C47	22492
C39PV-2	22295	C45PV-4	22436	C45WV-3	22474	C48	22800
C39PV-2	22297	C45PV-4	22441	C45WV-3	238184	C48	22802
C39PV-2	22299	C45PV-4	22443	C45XV	22409	C48	22803
C39PV-2	22300	C45PV-5	22456	C45XV	22411	E3L	20009
C39PVR-2	22279	C45PV-5	22458	C45XV	22431	E3L	20035
C39PVR-2	22290	C45PV-5	22461	C45XV	22433	IA45	47068
C39PVR-2	22296	C45PV-5	22465	C45YV-3	22416	RA5	23000
C39ZV	22250A	C45PV-5	22470	C45YV-3	22430	RA5	23002



ALTERNATORS




DETAILED SPARE PARTS

Part No.	23500A
Model	2AC
Rotation	Clock
§ Bolt, through fixing	244130
§ Bracket, slip ring end, complete with brushgear and brushes	54212929
§ Brushgear, with brushes	54211975
§ Brushes, set	244018
§ Springs, set, brush tension	54210582
§ Shield, moulded, inspection	54210037
§ Condenser	425823
Connector, copper, condenser to diode strip	244113
Strip, mica, connecting strip insulating	244110
Strip, copper, cooling	244111
§ Diode, rectifier, black, hexagon base	49074
§ Diode, rectifier, red, hexagon base	49073
Bush, diode insulating	233338
Cover, diode terminals protecting	54211822
§ Stator	54210221
Connector, Lucar, female	54942079
§ Bracket, drive end, with bearing plate and screws	54211974
Plate, bearing, drive end	233016
§ Screw, bearing plate fixing	159864
§ Bearing, drive end	189275
§ Nut, shaft	180620
Washer, shaft nut	185187
Collar, drive end bearing	244106
§ Rotor, with slip ring	54210448
§ Bearing, slip ring end	189212
Collar, distance, slip ring end	233349
Cup, bearing retaining, slip ring end	233300
§ Sundry parts, set	54211976

Part No.	47068H
Model	IA45
Rotation	Clock
§ Condenser	418114
§ Contact set	407050
Felt, cam lubrication	411541
Base, complete with pivot pins	465731
Bush, terminal insulating	161735
Plate, terminal insulating	405319
§ Cam	496048
Clamp, coil fixing	465718
Clip, cable	465761
Pad, insulating	465844
Clamp, cable	465717
§ Coil, left hand	465847
§ Coil, right hand	465846
§ Sundry parts, set	465784

DYNAMOTOR




DETAILED SPARE PARTS


Part No.	†24524A	Part No.	†24524A
Model	A900R	Model	A900R
Type	A25-0	Type	A25-0
Voltage	12	Voltage	12
Rotation	Clock	Rotation	Clock
Earth or Insulated Return	E.R.	Earth or Insulated Return	E.R.
§Cover band	245059	Bracket or frame, drive end	245003
Screw, cover band fixing	111050	Armature	245216
Nut, cover band fixing screw	200553	Nut, shaft	171380
§Bearing, commutator end	189295	Washer, shaft	185187
Carrier assembly, control	245055	Oil thrower, commutator end	245221
§Brushes, set	245056	Oil thrower, drive end	245192
§Bracket, commutator end	245061	Screw, thrust, commutator end	245237
§ Springs, set, brush tension	245057	Field coils, set, shunt	245627
Terminal, main	245109	Field coils, set, series	245120
Bearing, drive end	189297		

† Return unit for repair

§ Recommended spares for stock



E3L AND C418H GENERATORS



Part No.	†20009A/J	20035A
Model	E3L	E3L
Type	R0-0	L1-0
Voltage	6	6
Rotation	Anti-clock	Anti-clock
Earth or Insulated Return	E.R.	E.R.
Finish	Standard	Standard
Replaced by (see footnote)	(20035)	—
§Cover band assembly	200609	—
Screw, cover band fixing	127584	—
Nut, cover band fixing screw	169160	—
§Brushes, set	200737	200737
§Bracket or frame, commutator end	200713/S	200910
§Bearing	189210	189210
Washer, felt, bearing	200708	200708
Cup, felt, bearing washer	200709	200709
§Insulating plate (complete with brush boxes, etc.)	200738	200911
§Springs, set, brush tension	220197	200197
Ring, sealing, rubber	—	369201
§Cover, commutator end	200826	200924
Terminal pin	200229	§200895
Plate, terminal clamping	200829	200908
§Bearing	189307	189307
§Bracket or frame		
Drive end	200760	200760
Plate, bearing	200748	200748
§ Seal, oil	188614	188614
§ Screw, end, gear retaining	111704	111704
§Armature	200712	200712
§Field coils, set	200731	200731
§Bolt, through fixing	200732	200732
§Sundry parts, set	200806	200806

Part No.	‡ 20900A
Model	C418H-0
Type	AJ30-0
Voltage	6
Rotation	Clock
Earth or Insulated Return	E.R.
Finish	Standard
§Cover band	255557
Screw, cover band fixing	111050
Nut, cover band fixing screw	200553
§Brushes, set	222086
§Bracket or frame, commutator end	222109
§ Bushing or bearing, commutator end	189295
Oiler or oil disc and felt	238569
§ Springs, set, brush tension	222159
§Shaft nut, armature	171330
Washer, shaft	146240
§Armature	222115
Spring, commutator end	171290
§Gears, set	406142
Nut, bearing retaining	171330
Collar, drive end bearing	238658
§Bearing, drive end	189296
§Bracket or frame, drive end	222059
Plate, bearing	238657
§Terminal block or cover	237038
§Field coils, set	222040
§Bolt, through fixing	272752
	‡255459

Note. For replacement generator spare parts, see appropriate column under part number. † When ordering, quote part number shown in brackets. ‡ Return unit for repair. § Recommended spares for stock. || Complete with Distributor 409607. ¶ Short bolt. § Grommet, cable.

DETAILED SPARE PARTS

Part No.	22481A/J	22481M/T	22492A/E	22492H/M	22800A/B	22802A/B	§22803A
Model	C47	C47	C47	C47	C48	C48	C48
Type	N35	N35	BN258	BN258	N38	CW83	GC86
Voltage	12	12	12	12	12	12	12
Rotation	Clock	Clock	Clock	Clock	Clock	Clock	Clock
Earth or Insulated Return	E.R.	E.R.	E.R.	E.R.	E.R.	E.R.	E.R.
§Cover band	233019	233019	233019	233019	54210341	54210341	54211557
Screw, cover band fixing	127584	127584	127584	127584	127584	127584	127584
Nut, cover band fixing screw	169160	169160	169160	169160	169160	169160	169160
§Brushes, set	233204	233204	233204	233204	233204	233204	233204
§Bracket or frame, commutator end	233134	233134	233134	233134	54210375	54211620	54212309
§ Springs, set, brush tension	232663	233358	232663	233358	233358	233358	54212767
Condenser	—	—	—	—	420677	—	—
§Oiler assembly	239368	239368	239368	239368	‡233300	‡233300	—
Screw, fixing, commutator end bearing	—	—	—	—	147840	147840	—
Washer, thrust, commutator end	—	—	—	—	164718	164718	164718
§Bearing, commutator end	239263	239263	239263	239263	189212	189212	189237
Collar, distance, commutator end	—	—	—	—	233349	233349	54211618
§Bracket or frame, drive end	233135	233135	233135	233135	233135	233135	54212310
Plate, bearing	233016	233016	233016	233016	233016	233016	233016
Capacitor	420677	420677	—	—	—	—	—
Collar, distance, drive end bearing	238042	238042	238042	238042	239898	239898	54211545
Collar, bearing retaining ring	233081	233081	233081	233081	54210314	54210314	54210314
§Bearing, drive end	189275	189275	189275	189275	189275	189275	189314
Bolt, bracket lug, drive end	—	—	—	—	148320	148320	—
§Nut, shaft	180620	180620	180620	180620	198840	198840	198840
Washer, spring, shaft nut	185187	185187	185187	185187	185125	185125	185125
Washer, plain, shaft nut	—	—	—	—	146120	146120	146120
§Armature	233105	233105	233105	233105	54210318	54210318	54211541
Retainer, bearing ring	238824	238824	238824	238824	¶187502	¶187502	¶54211246
Terminal, field	233062	233062	233062	233062	233062	233062	54110256
Terminal, main	—	—	—	—	—	—	54110246
§Field coils, set	233012	233012	233012	233012	54210313	54210853	54212343
§Bolt, through fixing	233018	233018	233018	233018	233325	233325	54211544
§Sundry parts, set	233133	233133	233133	233133	233133	233133	233133


C47 AND C48 GENERATORS

22481 — 22803

‡ Cup, retaining § Recommended spares for stock ¶ Washer, locking ¶ Plate, terminal insulating § Coupling 54210027 and plate, driving 239889 supplied separately

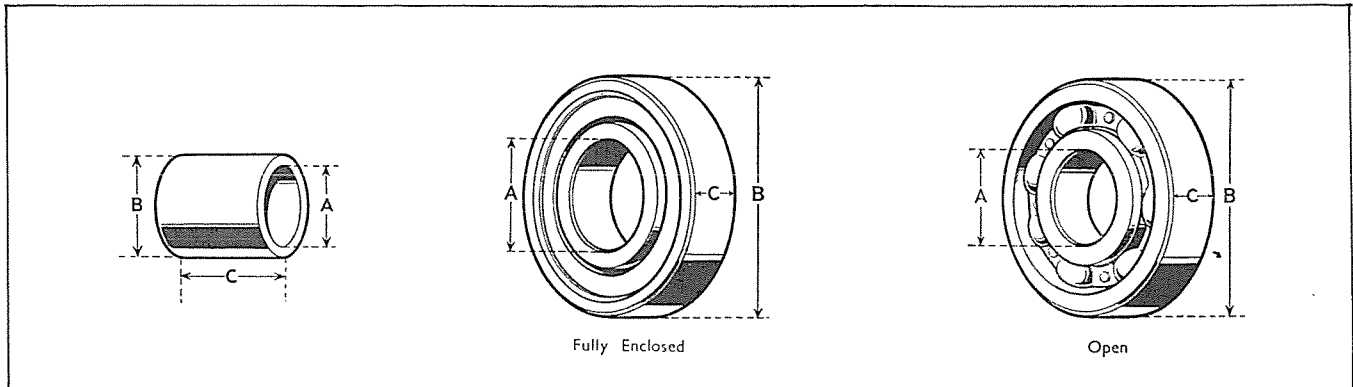
For illustrations, see pages D6 · D10

D5



GENERATORS

BEARINGS AND BEARING BUSHES




BEARING CHART

Part No.	Type	Description	Bore A	Outside Diameter B	Width C
189210	108	Single row; rigid ball journal; light type; metric sizes	8 mm.	22 mm.	7 mm.
189212	115RS	Single row; rigid ball journal; light type; metric sizes; rubber sealed	15 mm.	35 mm.	16 mm.
189237	115P	Single row; rigid ball journal; light type; metric sizes; fully enclosed	17 mm.	40 mm.	12 mm.
189238	117P	Single row; rigid ball journal; light type; metric sizes; fully enclosed	17 mm.	40 mm.	12 mm.
189275	N4957 (Special)	Ball journal; metric sizes	17 mm.	47 mm.	14 mm.
189277	L3389 (Special)	Roller journal; English sizes500"	1.625"	.625"
189290	115RSV2	Single row; rigid ball journal; light type; metric sizes; rubber sealed	15 mm.	35 mm.	11 mm.
189295	LS5	Single row; rigid ball journal; light type; English sizes500"	1.312"	.375"
189296	LS7	Single row; rigid ball journal; light type; English sizes625"	1.562"	.437"
189297	LS8	Single row; rigid ball journal; light type; English sizes750"	1.875"	.562"
189307	115	Single row; rigid ball journal; light type; metric sizes	15 mm.	35 mm.	11 mm.
189308	117	Single row; rigid ball journal; light type; metric sizes	17 mm.	40 mm.	12 mm.
189314	317	Single row; rigid ball journal; medium type; metric sizes	17 mm.	47 mm.	14 mm.

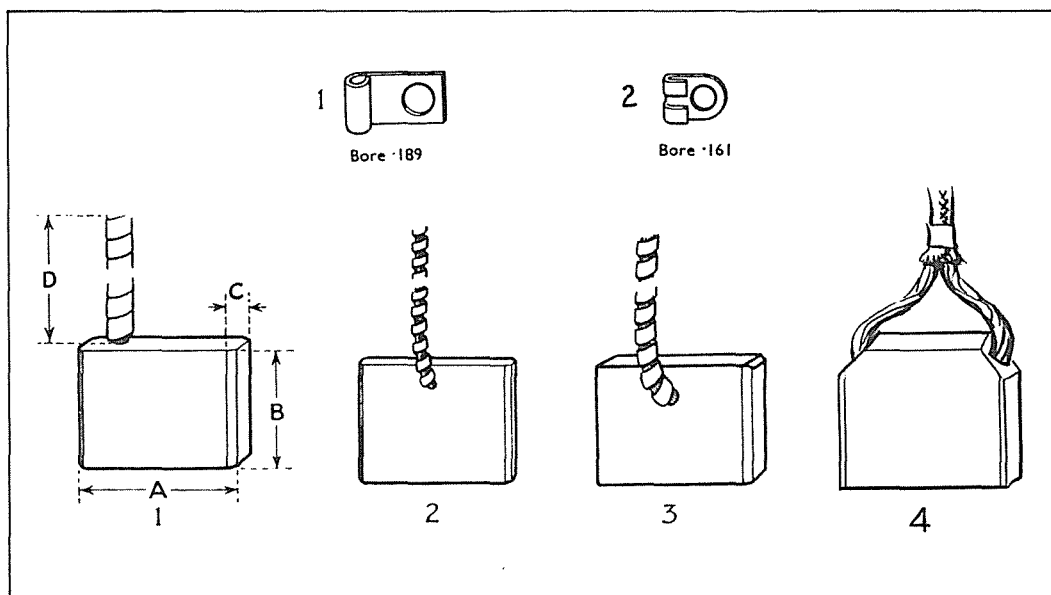
BEARING BUSH CHART

Part No.	Fitted to Models	Dimensions in inches		
		Bore A	Diameter B	Width C
220258	C35MV, C35XV, C35YV, C39P, C39PV and C39ZV594	.716	.750
220418	C35MV506	.629	.750
220598	C35MV506	.629	.786
227818	C39PV-2 and C40-1594	.716	.875
238567	C45NV, C45P, C45PV, C45WV, C45XV and C45YV628	.754	.968
239263	C45PV and C47628	.754	1.218

GENERATORS

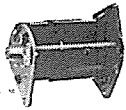


BRUSH CHART



Part No.	Fitted to	No. off per set	Set comprises: Brushes Part Nos.	Dimensions in inches				Brush Index No.	Eyelet Index No.
				A	B	C	D		
200737	E3L	2	200736	.499	.562	.249	3.25	1	2
203148	C45XV and C45YV	2	203136	.747	.750	.278	3.00	1	2
220196	C35MV and C35XV	2	220173	.497	.562	.247	2.00	1	2
			220174	.497	.562	.100	2.00	1	2
220383	C35YV	2	220173	.497	.562	.247	2.00	1	2
222086	C418H	2	222033	.747	.625	.309	2.50	1	1
224751	C40-1	2	224012	.997	.875	.312	2.50	1	1
			224032	.997	.875	.100	2.50	2	1
227305	C39P, C39PV and C39ZV ..	2	227304	.749	.687	.249	3.00	1	1
228179	C45NV	2	203136	.747	.750	.278	3.00	1	1
			228043	.750	.750	.100	2.50	2	1
232662	RA5	2	232655	1.00	.875	.312	2.50	3	1
233204	C47 and C48	2	233183	.984	.880	.208	2.312	4	1
238038	C45WV	2	238055	1.00	.750	.312	2.406	1	1
			238090	1.00	.750	.100	2.50	2	1
238061	C45P and C45PV	2	238035	1.00	.750	.312	2.406	1	1
238240	C45PV and C45ZV	2	238227	1.00	.750	.312	2.50	1	1
244018	2AC	2	244018	.312	.625	.180	1.812	2	—
245056	A900R	2	245005	.747	.937	.397	2.75	1	1
			245006	.747	.937	.185	2.25	1	1
54210090	C45PV-6	2	54210058	.999	.850	.249	2.406	1	1
54212267	C45PV-6	2	54210055	.999	.850	.249	1.906	1	1

Items shown in 'Set Comprises' column are for reference purposes only. Always quote Part No.



GENERATORS

207012
54210209

220287

220351

220499

220506

220601

227604

227594 (Alum)
227613 (Non-Vent)
227654 (Cast Iron)

227702
227772
227798
54210008
54210550
54211125
54211531
54211730

227733

227734

228143
228195

228144 238200
228594 239078
239235

228181

228379

228452

228594

232665
232745 (Insul. return)

233134

238199 238452 (Insul. return)
238469 239219

238393

238481

238685
238795 (Alum)

238947

239265
54210072

239266
239273 (Insul return)
239341
54210057
54210073 (Insul. return)
54210074
54210076
54210082
54211094
54211600

239267

239268



239279

54210084
54212309 (C48)


54210375
54211620 (Less Capacitor)

For detailed spare parts, see pages D5 and D11-D20

GENERATORS

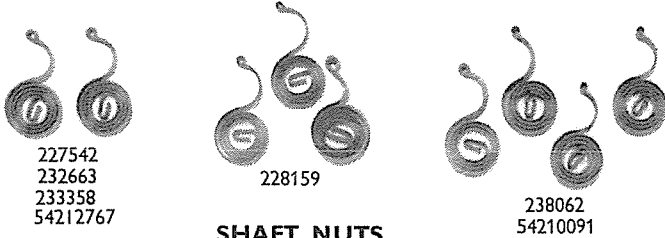


For detailed spare parts, see pages D5 and D11-D20



GENERATORS

BRUSH SPRINGS




227542
232663
233358
54212767


228159

238062
54210091

TYPICAL BEARING PLATE AND WASHERS



SHAFT NUTS



180396 $\frac{7}{16}$ " dia
180620 $\frac{5}{8}$ " dia
180630 $\frac{7}{16}$ " dia
180636 $\frac{7}{16}$ " dia
228375 $\frac{1}{2}$ " dia
180732 $\frac{5}{8}$ " dia
180740 $\frac{7}{16}$ " dia
198800 $\frac{11}{16}$ " dia
198840 $\frac{3}{4}$ " dia

54211246

CONNECTORS

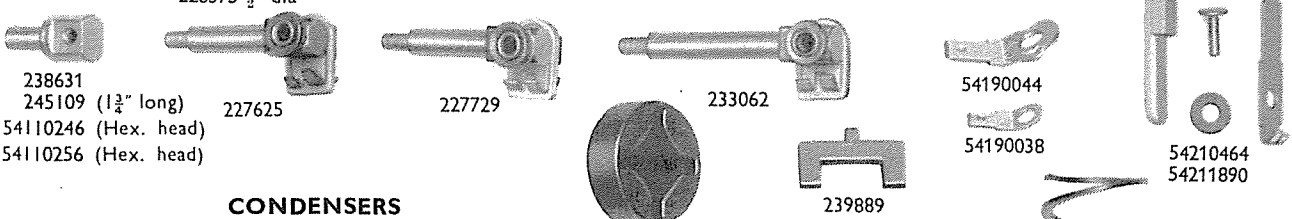


227571

238742

238743

TERMINALS



238631
245109 ($1\frac{3}{4}$ " long)
54110246 (Hex. head)
54110256 (Hex. head)

227625

227729


233062

54190044

54190038

54210464
54211890

CONDENSERS



232729

232753

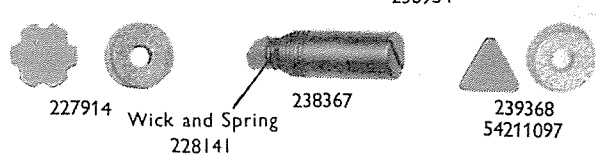
420677



54210027

239889

OILERS




227914

Wick and Spring
228141

238367

239368
54211097

TERMINAL BLOCKS AND COVERS



224009

238234

238494

238684

54210020

224345

220278

238495

SUNDRY PARTS SET (TYPICAL) THROUGH BOLTS



220201 $6\frac{1}{2}$ " long
227269 $6\frac{1}{2}$ " long

228398 $6\frac{1}{8}$ " long
228539 $6\frac{1}{8}$ " long

207008 $7\frac{3}{16}$ " long
228335 6" long
228336 $6\frac{3}{8}$ " long

232637 $6\frac{5}{16}$ " long
233018 $8\frac{5}{32}$ " long
233325 $8\frac{1}{32}$ " long

270131 $7\frac{3}{64}$ " long
272752 $7\frac{3}{4}$ " long
54211544 $8\frac{1}{8}$ " long

For detailed spare parts, see pages D5 and D11-D20

DETAILED SPARE PARTS

Part No.	22005B	‡22006B	22007B	22008A/B	22009E/F	†22250A	†22250E/F	†22251A	†22251E/F	22253A/B	22253F/H	†22255A/H
Model	C35MV	C35YV	C35MV	C35YV	C35MV	C39ZV	C39PV	C39ZV	C39PV	C39ZV	C39PV	C39P
Type	AD11	FQ5-0	L2-0	V74-0	CW17	L-0	L-0	L-0	L-0	A163	A163	L1-1
Voltage	6	6	6	6	6	12	12	6	6	12	12	12
Rotation	Clock	Anti-clock	Clock	Clock	Clock	Clock	Clock	Clock	Clock	Clock	Clock	Clock
Insulated or Earth Return	E.R.	E.R.	E.R.	E.R.	E.R.	E.R.	E.R.	E.R.	E.R.	E.R.	E.R.	E.R.
Finish	Standard	Standard	Standard	Standard	Standard	Standard	Standard	Standard	Standard	Standard	Standard	Standard
Replaced by (see footnote)	—	—	—	—	—	(22258)	(22258)	(22262)	(22262)	—	—	(22259)
§Cover band	250322	250322	250322	250322	250322	—	227627	—	227627	—	227627	227627
Screw, cover band fixing	127584	127584	127584	127584	127584	—	127584	—	127584	—	127584	127584
Nut, cover band fixing screw	169160	169160	169160	169160	169160	—	169160	—	169160	—	169160	169160
§Brushes, set	220196	220383	220196	220383	220196	227305	227305	227305	227305	227305	227305	227305
§Bracket or frame, commutator end	220499	220506	220287	220351	220601	227594	227594	227594	227594	227604	227604	227613
§ Bushing or bearing	220418	220258	220258	220258	220598	220258	220258	220258	220258	220258	220258	220258
§ Oiler assembly	238367	238367	238367	238367	—	238367	238367	238367	238367	238367	238367	238367
Wick and spring	228141	228141	228141	228141	—	228141	228141	228141	228141	228141	228141	228141
Plug, bush	—	220262	—	220262	—	—	—	220262	—	220262	—	—
§ Springs, set, brush tension	220197	220197	220197	220197	220197	228159	228159	228159	228159	228159	228159	228159
Plate, terminal location	—	—	—	—	—	227583	227583	—	227583	—	227583	227583
§Bearing, drive end	189307	189307	189307	189307	189307	189307	189307	189307	189307	189307	189307	189237
§Bracket or frame, drive end	220414	220280	220280	220280	220280	227346	227346	227346	227346	227345	227345	227633
Plate, bearing	220202	220202	220202	220202	220202	220202	220202	220202	220202	220202	220202	220202
Washer, corrugated, bearing	158730	158730	158730	158730	158730	158730	158730	158730	158730	158730	158730	158730
Washer, dished	220421	220421	220421	220421	220421	220421	220421	220421	220421	220421	220421	220421
Bolt, lug, $\frac{1}{16}$ " , 18 A.N.F.	—	—	—	—	—	—	112557	112557	112557	—	—	112557
§Nut, shaft	180630	180396	180630	180396	180630	198800	198800	180740	198800	198800	198800	198800
Washer, shaft nut	188350	188350	188350	188350	188350	188350	185085	188350	188350	188350	188350	188350
§Armature	220162	220281	220281	220281	220162	227680	227271	227294	227294	227680	227271	227271
Retainer, bearing ring	227631	227631	227631	227631	227631	227631	227631	227631	227631	227631	227631	227631
Collar, drive end bearing	220164	220164	220164	220164	220164	227532	227532	227532	227532	227532	227532	227532
Collar, distance, commutator end	—	—	—	—	164736	164736	164736	164736	164736	164736	164736	164736
§Block, terminal	220278	220278	220278	220278	—	—	—	—	—	—	—	—
§Field coils, set	220308	220447	220308	220380	220308	227291	227291	227292	227292	227291	227291	227291
Terminal, field or assembly	—	—	—	—	—	238631	227625	238631	227625	238631	227625	227625
Tube, terminal insulating	—	—	—	—	—	—	857692	—	857692	—	857692	857692
§Bolt, through fixing	220201	220201	220201	220201	220201	227269	227269	227269	227269	227269	227269	227269
§Connector, main	—	—	—	—	—	227571	—	227571	—	227571	—	—
§Connector, field	—	—	—	—	—	238742	—	238742	—	238742	—	—
§Sundry parts, set	249684	249684	249684	249684	249684	227726	227726	227726	227726	227726	227726	227726

Note. For replacement generator spare parts, see appropriate column under part number † When ordering, quote part number shown in brackets ‡ Return unit for repair § Recommended spares for stock

For illustrations, see pages D6-D10

GENERATORS

22005 — 22255

DETAILED SPARE PARTS

D12

22257 — 22265

Part No.	†22257A	22258D	22258E/H	22259A/B	22259D/E	22259F/H	†22260A	22262A/B	22262D	22262E/H	22265A	22265B
Model	C39PV	C39PV-2	C39PV-2	C39P-2	C39P-2	C39P-2	C39PV	C39PV-2	C39PV-2	C39PV-2	C39PV-2	C39PV-2
Type	DA41	L-0	L-0	L1-0	L1-0	L1-0	FA81	L-0	L-0	L-0	DA41	DA41
Voltage	12	12	12	12	12	12	12	6	6	6	12	12
Rotation	Clock	Clock	Clock	Clock	Clock	Clock	Clock	Clock	Clock	Clock	Clock	Clock
Insulated or Earth Return	E.R.	E.R.	E.R.	E.R.	E.R.	E.R.	I.R.	E.R.	E.R.	E.R.	E.R.	E.R.
Finish	Special	Standard	Standard	Standard	Standard	Standard	Standard	Standard	Standard	Standard	Standard	Standard
Replaced by (see footnote)	(22265)	—	—	—	—	—	(22268)	—	—	—	—	—
§Cover band	227627	227627	—	227627	227627	—	227627	227627	227627	—	227627	227627
Screw, cover band fixing	127584	127584	—	127584	127584	—	127584	127584	127584	—	127584	127584
Nut, cover band fixing screw	169160	169160	—	169160	169160	—	169160	169160	169160	—	169160	169160
§Brushes, set	227305	227305	227305	227305	227305	227305	227305	227305	227305	227305	227305	227305
§Bracket or frame, commutator end	227654	227702	227702	227733	227733	227733	227734	227702	227702	227702	227772	227772
§ Bushing or bearing	220258	227818	227818	227818	227818	227818	220258	227818	227818	227818	227818	227818
§ Oiler assembly	238367	227914	227914	238367	227914	227914	238367	238367	227914	227914	238367	227914
Wick and spring	228141	—	—	228141	‡227963	—	228141	228141	—	—	228141	—
§ Springs, set, brush tension	228159	228159	228159	228159	228159	228159	228159	228159	228159	228159	228159	228159
Plate, terminal location	227583	227694	227851	227694	227851	227851	227583	227694	227851	227851	227694	227694
§Bearing, drive end	189307	189307	189307	189237	189237	189237	189307	189307	189307	189307	189307	189307
§Bracket or frame, drive end	227346	227698	227698	227732	227732	227732	227346	227698	227698	227698	227698	227698
Plate, bearing	220202	220202	220202	220202	220202	220202	220202	220202	220202	220202	220202	220202
Washer, corrugated, bearing	158730	158730	158730	158730	158730	158730	158730	158730	158730	158730	158730	158730
Washer, dished	220421	220421	220421	220421	220421	220421	220421	220421	220421	220421	220421	220421
Bolt, lug, $\frac{1}{8}$ " , 18 A.N.F.	112557	—	—	—	—	—	112557	—	—	—	—	—
§Nut, shaft	198800	198800	198800	198800	198800	198800	198800	198800	198800	198800	198800	198800
Washer, shaft nut	188350	185085	185085	188350	188350	188350	188350	188350	188350	188350	185085	185085
§Armature	227683	227693	227693	227693	227693	227693	227271	227727	227727	227727	227767	227767
Retainer, bearing ring	227631	227631	227631	227631	227631	227631	227631	227631	227631	227631	227631	227631
Collar, drive end bearing	227532	227532	227532	227532	227532	227532	227532	227532	227532	227532	227532	227532
Collar, distance, commutator end	164736	164736	164736	164736	164736	164736	164736	164736	164736	164736	164736	164736
§Field coils, set	227291	227291	227291	227291	227291	227291	227291	227292	227292	227292	227291	227291
Terminal, field or assembly	227625	227625	227625	227625	227625	227625	227729	227625	227625	227625	227625	227625
Tube, terminal insulating	857692	857692	857692	857692	857692	857692	857692	857692	857692	857692	857692	857692
§Bolt, through fixing	227269	228336	228336	228336	228336	228336	227269	228336	228336	228336	228336	228336
§Sundry parts, set	227726	227726	227726	227726	227726	227726	227726	227726	227726	227726	227726	227726

GENERATORS

Note. For replacement generator spare parts, see appropriate column under part number † When ordering, quote part number shown in brackets ‡ Plug, oil, neoprene § Recommended spares for stock

DETAILED SPARE PARTS

Part No.	22265D/E	22268A	22268B	22268D/E	22279A	22279B/D	22290A/E	22293A	22295A	22296A	†22297A	22299A/D
Model	C39PV-2	C39PV-2	C39PV-2	C39PV-2	C39PVR-2	C39PVR-2	C39PVR-2	C39PV-2	C39PV-2	C39PVR-2	C39PV-2	C39PV-2
Type	DA41	FA81	FA81	FA81	GC58	GC58	SA32	OM22	DA48	SA34	L	FA102
Voltage	12	12	12	12	12	12	12	12	12	12	12	12
Rotation	Clock	Clock	Clock	Clock	Clock	Clock	Clock	Clock	Clock	Clock	Clock	Clock
Insulated or Earth Return	E.R.	I.R.	I.R.	I.R.	E.R.	E.R.	E.R.	E.R.	E.R.	E.R.	E.R.	E.R.
Finish	Standard	Standard	Standard	Standard	Special	Special	Standard	Standard	Standard	Standard	Standard	Standard
Replaced by (see footnote)	—	—	—	—	—	—	—	—	—	—	(22700)	—
§Cover band	—	227627	227627	—	227627	—	227627	227627	—	227627	—	—
Screw, cover band fixing	—	127584	127584	—	127584	—	127584	127584	—	127584	—	—
Nut, cover band fixing screw	—	169160	169160	—	169160	—	169160	169160	—	169160	—	—
§Brushes, set	227305	227305	227305	227305	227305	227305	227305	227305	227305	227305	227305	227305
§Bracket or frame, commutator end	227772	227798	227798	227798	—	—	229303	54210008	54210550	229303	227702	54211531
§ Bushing or bearing	227818	227818	227818	227818	227818	227818	189212	189212	227818	189212	227818	189237
§ Oiler assembly	238367	238367	227914	227914	227914	227914	54210013	54210013	227914	54210013	227914	—
Wick and spring	228141	228141	—	—	—	—	—	—	—	—	—	—
§ Springs, set, brush tension	228159	228159	228159	228159	228159	228159	228159	228159	228159	228159	228159	228159
Plate, terminal location	227694	227694	227694	227851	—	—	227851	—	227851	227851	227851	227851
§Bearing, drive end	189307	189307	189307	189307	189307	189307	189307	189307	189307	189307	189307	189307
§Bracket or frame, drive end	227698	227698	227698	227698	—	—	54211979	227698	54210774	54211889	227698	227698
Plate, bearing	220202	220202	220202	220202	220202	220202	220202	220202	220202	220202	220202	220202
Washer, corrugated, bearing	158730	158730	158730	158730	158730	158730	158730	158730	158730	158730	158730	158730
Washer, dished	220421	220421	220421	220421	220421	220421	220421	220421	220421	220421	220421	220421
Bolt, lug, $\frac{1}{8}$ " , 18 A.N.F.	—	—	—	—	—	—	—	—	—	—	—	—
§Nut, shaft	198800	180740	180740	198800	198800	198800	198800	198800	198800	198800	198800	198800
Washer, shaft nut	185085	185085	185085	185085	185085	185085	185085	185085	185085	185085	185085	185085
§Armature	227767	227693	227693	227693	—	—	229311	54210011	227693	54211076	227693	227693
Retainer, bearing ring	227631	227631	227631	227631	227631	227631	227631	227631	227631	227631	227631	227631
Collar, drive end bearing	227532	227532	227532	227532	227532	227532	227532	227532	227532	227532	227532	227532
Collar, distance, commutator end	164736	164736	164736	164736	164736	164736	229312	164736	164736	229312	164736	229312
§Field coils, set	227291	227291	227291	227291	—	—	—	227291	227291	—	227291	227291
Terminal, field or assembly	227625	227729	227729	227729	227625	227625	227625	227625	227625	227625	227625	227625
Tube, terminal insulating	857692	857692	857692	857692	857692	857692	857692	857692	857692	857692	857692	857692
§Bolt, through fixing	228336	228336	228336	228336	228336	228336	228336	228336	228336	228336	228336	228336
§Connector, main	—	—	—	—	—	—	—	—	—	—	‡54190044	—
§Connector, field	—	—	—	—	—	—	—	—	—	—	‡54190038	—
§Sundry parts, set	227726	227726	227726	227726	227726	227726	227726	227726	227726	227726	227726	227726

GENERATORS

22265 — 22299

Note. For replacement generator spare parts, see appropriate column under part number † When ordering, quote part number shown in brackets ‡ Lucar § Recommended spares for stock
 || Spring, commutator end

DETAILED SPARE PARTS

D14

22300 — 22428

Part No.	22300A	22409A/H	22409J	†22411A	‡22413D	22416B	†22417D	†22417E	†22417J	†22417K	†22424A	22428A
Model	C39PV-2	C45XV	C45YV-5	C45XV	C45PV-3	C45YV-3	C45PV-3	C45ZVH	C45PV-S	C45PV-S	C45PV-3	C45PV-3
Type	FA103	CW32	CW32	L-0	N7-0	CJ26	BN172	BN172	BN172	BN172	FA66	D8
Voltage	12	6	6	12	12	12	12	12	12	12	12	12
Rotation	Clock	Clock	Clock	Clock	Clock	Clock	Clock	Clock	Clock	Clock	Clock	Anti-clock
Insulated or Earth Return	I.R.	E.R.	E.R.	E.R.	E.R.	E.R.	E.R.	E.R.	E.R.	E.R.	E.R.	E.R.
Finish	Standard	Standard	Standard	Standard	Special	Standard	Special	Special	Special	Special	Standard	Standard
Replaced by (see footnote)	—	—	—	(22449)	—	—	(22496)	(22496)	(22496)	(22496)	(22494)	—
§Cover band	—	—	227015	—	227015	227015	227015	—	227015	227015	227015	228022
Screw, cover band fixing	—	—	127584	—	127584	127584	127584	—	127584	127584	127584	127584
Nut, cover band fixing screw	—	—	169160	—	169160	169160	169160	—	169160	169160	169160	169160
§Brushes, set	227305	203148	203148	203148	238240	203148	238061	238240	238240	238240	238061	238061
§Bracket or frame, commutator end	54211730	228452	228594	228452	238685	228181	238685	—	238845	239265	238200	238393
§ Bushing or bearing	189237	238567	238567	238567	189307	238567	189307	189307	189307	189237	238567	238567
§ Oiler assembly	—	238367	238367	238367	—	238367	—	—	—	—	238367	238367
Wick and spring	—	228141	228141	228141	—	228141	—	—	—	—	228141	228141
Plug, bush	—	238566	238566	238566	—	238566	—	—	—	—	238566	—
§ Springs, set, brush tension	228159	228159	228159	228159	238062	228159	238062	238062	238062	238062	238062	238062
Plate, terminal location	227851	—	—	—	—	—	—	—	238837	238837	—	—
§Bearing, drive end	189307	189308	189308	189308	189308	189308	189308	189308	189308	189308	189308	189308
§Bracket or frame, drive end	227698	237119	239012	237119	237119	228180	237119	237119	237119	237119	239038	238248
Plate, bearing	220202	238396	238396	238396	238396	238396	238396	238396	238396	238396	238396	238396
Washer, corrugated, bearing	158730	238565	238565	238565	238565	238565	238565	238565	238565	238565	238565	—
Washer, dished	220421	238564	238564	238564	238564	238564	238564	238564	238564	238564	238564	—
Bolt, lug, 1/8", 18 A.N.F.	—	—	—	112557	112557	112557	112557	112557	112557	112557	112557	—
§Nut, shaft	198800	180636	198800	180620	180620	180620	180620	180620	180620	180620	180620	171330
Washer, shaft nut	185085	—	188343	—	185187	185187	—	185187	185187	185187	185187	—
§Armature	227693	228423	228423	228061	238683	228061	239511	238940	238940	238940	239428	238785
Retainer, bearing ring	227631	238823	238824	238823	238018	238823	238018	238018	238824	238824	238018	238824
Collar, drive end bearing	227532	238640	238640	238042	238042	238042	238042	238042	238042	238042	238042	238360
Collar, distance, commutator end	229312	238147	238147	238147	238537	238147	—	—	—	—	238147	238147
§Block, terminal	—	—	—	—	238234	—	238234	—	—	—	238234	238234
§Field coils, set	227291	228494	228228	228495	238070	228409	238436	238820	238820	238820	238070	238784
Terminal, field or assembly	227729	—	—	—	—	224345	—	238631	227625	227625	—	—
Tube, terminal insulating	857692	—	—	—	—	—	—	—	857692	857692	—	—
§Bolt, through fixing	228336	228336	228335	228336	272752	270131	270131	270131	270131	270131	270131	272752
§Connector, main	—	238743	—	238743	—	—	—	238743	—	—	—	—
§Connector, field	—	238742	—	238742	—	—	—	238742	—	—	—	—
§Sundry parts, set	227726	239024	239024	239024	239024	239024	239024	239024	239024	239024	239024	239024

GENERATORS

Note. For replacement generator spare parts, see appropriate column under part number † When ordering, quote part number shown in brackets ‡ Return unit for repair § Recommended spares for stock

For illustrations, see pages D6-D10

DETAILED SPARE PARTS

Part No.	†22429A	†22429D/E	†22429F/H	22430E	†22431A	†22433A	22434A/B	22434D	†22435A/B	†22436A	22439A/D	†22441A
Model	C45ZV	C45PV-S	C45PV-S	C45YV-3	C45XV	C45XV	C45PV-B	C45PV-B	C45PV-4	C45PV-4	C45P-B	C45PV-4
Type	G86	G86-0	G86-0	CJ39	AJ33	L-0	AA80-0	AA80-0	L-0	BS56	CA66	FA6-6
Voltage	12	12	12	12	12	6	12	12	12	12	6	12
Rotation	Clock	Clock	Clock	Clock	Clock	Clock	Clock	Clock	Clock	Clock	Anti-clock	Clock
Insulated or Earth Return	E.R.	E.R.	E.R.	E.R.	E.R.	E.R.	E.R.	E.R.	E.R.	E.R.	E.R.	E.R.
Finish	Special	Special	Special	Standard	Standard	Standard	Standard	Standard	Standard	Special	Standard	Standard
Replaced by (see footnote)	(22496)	(22496)	(22496)	—	(22449)	(22482)	—	—	(22519)	(22503)	—	(22494)
§Cover band	—	227015	227015	227015	—	—	227015	227015	227015	227015	227015	227015
Screw, cover band fixing	—	127584	127584	127584	—	—	127584	127584	127584	127584	127584	127584
Nut, cover band fixing screw	—	169160	169160	169160	—	—	169160	169160	169160	169160	169160	169160
§Brushes, set	238240	238240	238240	203148	203148	203148	238061	238061	238061	238240	238061	238061
§Bracket or frame, commutator end	238795	238845	239265	228379	228452	228452	238886	238947	239266	239267	238947	239266
§ Bushing or bearing	189307	189307	189237	189308	238567	238567	189307	189237	238567	238567	189237	238567
§ Oiler assembly	—	—	—	—	238367	238367	—	—	238367	238367	—	238367
Wick and spring	—	—	—	—	228141	228141	—	—	228141	228141	—	228141
Plug, bush	—	—	—	—	238566	—	—	—	238566	238566	—	238566
§ Springs, set, brush tension	238062	238062	238062	228159	228159	228159	238062	238062	238062	238062	238062	238062
Plate, terminal location	—	238837	238837	—	—	—	238837	238837	238837	238837	238837	238837
§Bearing, drive end	189308	189308	189308	189308	189308	189308	189308	189308	189308	189308	189308	189308
§Bracket or frame, drive end	237119	237119	237119	228380	237119	237119	238887	238887	237119	237119	238887	239038
Plate, bearing	238396	238396	238396	228167	238396	238396	238396	238396	238396	238396	238396	238396
Washer, corrugated, bearing	238565	238565	238565	238565	238565	238565	238565	238565	238565	238565	238565	238565
Washer, dished	238564	238564	238564	238564	238564	238564	238564	238564	238564	238564	238564	238564
Bolt, lug, 3/8", 18 A.N.F.	112557	112557	112557	112557	112557	112557	—	—	—	—	—	112557
§Nut, shaft	180620	180620	180620	228375	180620	180620	180620	180620	180620	180620	180620	180620
Washer, shaft nut	185187	185187	185187	185187	—	—	185187	185187	185187	185187	185187	185187
§Armature	239190	239190	239190	228377	228061	228067	238806	239190	239428	239191	238958	239428
Retainer, bearing ring	238018	238824	238824	238823	238823	238823	238824	238824	238824	238824	238824	238824
Collar, drive end bearing	238042	238042	238042	238042	238042	238042	238042	238042	238042	238042	238042	238042
Collar, distance, commutator end	—	—	—	238147	238147	238147	—	—	238147	238147	—	238147
§Field coils, set	238820	238820	238820	228075	228495	228494	238820	238820	238820	238820	238967	238820
Terminal, field or assembly	238631	227625	227625	238494	—	—	227625	227625	227625	227625	227625	227625
Tube, terminal insulating	—	857692	857692	—	—	—	857692	857692	857692	857692	857692	857692
§Bolt, through fixing	270131	270131	270131	228539	228336	228336	270131	270131	270131	270131	270131	270131
§Connector, main	238743	—	—	—	238743	238743	—	—	—	—	—	—
§Connector, field	238742	—	—	—	238742	238742	—	—	—	—	—	—
§Sundry parts, set	239024	239024	239024	239024	239024	239024	239024	239024	239024	239024	239024	239024

GENERATORS

22429 — 22441

Note. For replacement generator spare parts, see appropriate column under part number † When ordering, quote part number shown in brackets § Recommended spares for stock

DETAILED SPARE PARTS

D16

22443 — 22455

GENERATORS

Part No.	22443A	†22446A/B	†22447A	22448B	22448D	22449B	22449D	22450A	22451A	22452A	†22453A	22455A/B
Model	C45PV-4	C45PV-3	C45PV-3	C45YV-3	C45YV-5	C45YV-3	C45YV-4	C45YV-3	C45YV-3	C45YV-3	C45PV-3	C45P-3
Type	CW48	L1	L1-1	A108	A108	L1	L-0	BN95	P-0	GC24	BN117	T45
Voltage	12	12	12	6	6	12	12	6	6	12	12	12
Rotation	Clock	Clock	Clock	Clock	Clock	Clock	Clock	Clock	Clock	Clock	Clock	Clock
Insulated or Earth Return	E.R.	E.R.	E.R.	E.R.	E.R.	E.R.	E.R.	E.R.	E.R.	E.R.	I.R.	E.R.
Finish	Standard	Standard	Special	Standard	Standard	Standard	Standard	Standard	Standard	Standard	Standard	Standard
Replaced by (see footnote)	—	(22519)	(22519)	—	—	—	—	—	—	—	(22497)	—
§Cover band	227015	227015	227015	227015	227015	227015	227015	227015	227015	227015	227015	227015
Screw, cover band fixing	127584	127584	127584	127584	127584	127584	127584	127584	127584	127584	127584	127584
Nut, cover band fixing screw	169160	169160	169160	169160	169160	169160	169160	169160	169160	169160	169160	169160
§Brushes, set	238061	238061	238061	203148	203148	203148	203148	203148	203148	203148	238061	238061
§Bracket or frame, commutator end	239181	238200	238199	228144	239235	228144	239078	228144	228144	228195	238452	238469
§ Bushing or bearing	238567	238567	238567	238567	238567	238567	238567	238567	238567	238567	238567	238567
§ Oiler assembly	238367	238367	238367	238367	238367	238367	238367	238367	238367	238367	238367	238367
Wick and spring	228141	228141	228141	228141	228141	228141	228141	228141	228141	228141	228141	228141
Plug, bush	238566	—	238566	238566	238566	238566	238566	238566	238566	238566	238566	238566
§ Springs, set, brush tension	238062	238062	238062	228159	228159	228159	228159	228159	228159	228159	238062	238062
Plate, terminal location	238837	—	—	—	—	—	—	—	—	—	—	—
§Bearing, drive end	189314	189308	189308	189308	189308	189308	189308	189308	189308	189308	189308	189308
§Bracket or frame, drive end	228501	237119	237119	228171	228171	237119	237119	239038	228225	237119	237119	238470
Plate, bearing	228390	238396	238396	228167	228167	238396	238396	238396	228167	238396	238396	238396
Washer, corrugated, bearing	—	238565	238565	238565	238565	238565	238565	238565	238565	238565	238565	238565
Washer, dished	228397	238564	238564	238564	238564	238564	238564	238564	238564	238564	238564	238564
Bolt, lug, $\frac{1}{16}$ " 18 A.N.F.	—	—	—	112557	—	112557	112557	112557	112557	112557	112557	—
§Nut, shaft	180732	180620	171330	180620	228175	180620	180620	180620	180620	180620	171330	180620
Washer, shaft nut	185187	185187	185187	185187	185187	185187	185187	185187	185187	185187	185187	185187
§Armature	239515	239428	239428	228595	228595	228061	228061	228595	228595	228203	239428	239428
Retainer, bearing ring	238824	238824	238018	238823	238824	238823	238824	238823	238823	238018	238018	238018
Collar, drive end bearing	—	238042	238042	238042	238042	238042	238042	238042	238042	238042	238042	238042
Collar, distance, commutator end	238147	238147	238147	238147	238147	238147	238147	238147	238147	238147	238147	238147
§Block, terminal	—	238234	238234	—	—	238234	—	238234	238234	238234	224009	238234
§Field coils, set	238820	238070	238070	228228	228228	228075	239077	228228	228228	228075	238070	238436
Terminal, field or assembly	227625	—	—	—	—	—	—	—	—	—	—	—
Tube, terminal insulating	857692	857692	—	—	—	—	—	—	—	—	—	—
§Bolt, through fixing	272752	270131	272752	270131	228335	270131	228335	270131	270131	228335	270131	270131
§Sundry parts, set	239024	239024	239024	239024	239024	239024	239024	239024	239024	239024	239024	239024

Note. For replacement generator spare parts, see appropriate column under part number † When ordering, quote part number shown in brackets § Recommended spares for stock

For illustrations, see pages D6-D10

DETAILED SPARE PARTS

Part No.	22455D	†22456A/D	†22456E/F	†22458A/B	†22458D/E	†22461A	†22461B	†22461D/F	†22462A/B	†22465A/E	†22470A/F	†22470H/L
Model	C45P-5	C45PV-5	C45PV-5	C45PV-5	C45PV-5	C45PV-5	C45PV-5	C45PV-5	C45PVS-5	C45PV-5	C45PV-5	C45PV-5
Type	T45-1	L-0	L-0	FA66	FA66	BN193	BN193	BN193	GC51	OM13	BN215	BN215
Voltage	12	12	12	12	12	12	12	12	12	12	12	12
Rotation	Clock	Clock	Clock	Clock	Clock	Clock	Clock	Clock	Clock	Clock	Clock	Clock
Insulated or Earth Return	E.R.	E.R.	E.R.	E.R.	E.R.	I.R.	I.R.	I.R.	E.R.	E.R.	E.R.	E.R.
Finish	Standard	Standard	Standard	Standard	Standard	Standard	Standard	Standard	Special	Special	Standard	Standard
Replaced by (see footnote)	—	(22519)	(22519)	(22494)	(22494)	(22497)	(22497)	(22497)	(22496)	(22478)	(22502)	(22502)
§Cover band	227015	227015	—	227015	—	227015	227015	—	227015	227015	227015	227015
Screw, cover band fixing	127584	127584	—	127584	—	127584	127584	—	127584	127584	127584	127584
Nut, cover band fixing screw	169160	169160	—	169160	—	169160	169160	—	169160	169160	169160	169160
§Brushes, set	238061	238061	238061	238061	238061	238061	238061	238061	238240	238240	238061	238061
§Bracket or frame, commutator end	239268	239266	239266	239266	239266	239273	239273	239273	239265	239267	239341	239341
§ Bushing or bearing	238567	238567	238567	238567	239263	238567	239263	239263	189237	238567	238567	239263
§ Oiler assembly	238367	238367	238367	238367	239368	238367	239368	239368	—	238367	238367	239368
Wick and spring	228141	228141	228141	228141	—	228141	—	—	—	228141	228141	—
Plug, bush	—	—	—	—	—	—	—	—	—	—	—	—
§ Springs, set, brush tension	238062	238062	238062	238062	238062	238062	238062	238062	238062	238062	238062	238062
Plate, terminal location	238837	239239	239239	238837	—	238837	—	239239	238837	238837	238837	—
§Bearing, drive end	189238	189308	189308	189308	189308	189308	189308	189308	189308	189308	189308	189308
§Bracket or frame, drive end	239041	239012	239012	239038	239038	239012	239012	239012	239012	239012	239012	239012
Plate, bearing	238396	238396	238396	238396	238396	238396	238396	54210370	238396	54210370	238396	54210370
Washer, corrugated, bearing	238565	238565	238565	238565	238565	238565	238565	238565	238565	238565	238565	238565
Washer, dished	238564	238564	238564	238564	238564	238564	238564	238564	238564	238564	238564	238564
Bolt, lug, 3/8", 18 A.N.F.	112557	—	—	112557	—	—	—	—	112557	112557	112557	112557
§Nut, shaft	180620	180620	180620	180620	180620	180620	180620	180620	180620	180620	180620	180620
Washer, shaft nut	185187	185187	185187	185187	185187	185187	185187	185187	185187	185187	185187	185187
§Armature	239428	239428	239428	239428	239428	239428	239428	239428	239190	239191	239428	239428
Retainer, bearing ring	238824	238824	238824	238824	238824	238824	238824	238824	238824	238824	238824	238824
Collar, drive end bearing	238042	238042	238042	238042	238042	238042	238042	238042	238042	238042	238042	238042
Collar, distance, commutator end	238147	238147	238147	238147	238147	238147	238147	238147	—	238147	238147	238147
§Field coils, set	238820	238820	238820	238820	238820	239169	239169	239169	238820	238820	238820	238820
Terminal, field or assembly	227625	227625	227625	227625	227625	239087	227729	227729	227625	227625	227625	227625
Tube, terminal insulating	857692	857692	857692	857692	857692	857692	857692	857692	857692	857692	857692	857692
§Bolt, through fixing	272752	272752	272752	272752	272752	272752	272752	272752	272752	272752	272752	272752
§Sundry parts, set	239024	239024	239024	239024	239024	239024	239024	239024	239024	239024	239024	239024

Note. For replacement generator spare parts, see appropriate column under part number † When ordering, quote part number shown in brackets § Recommended spares for stock

GENERATORS

22455 — 22470

DETAILED SPARE PARTS

D18

22472 — 22502

Part No.	22472A	22474A	22478A	22478B/E	22482A/B	†22483A	†22483B/D	22489B/E	22494B/D	22496B	22497B	22502B/D
Model	C45YV-5	C45WV-3	C45PV-5	C45PV-5	C45YV-5	C45PV-5	C45PV-5	C45PV-6	C45PV-6	C45PVS-6	C45PV-6	C45PV-6
Type	A150	L1	XW9	WX9	RX	L-0	L-0	L-0	FA66	GC51	BN193	BN215
Voltage	6	6	12	12	6	12	12	12	12	12	12	12
Rotation	Clock	Clock	Clock	Clock	Clock	Clock	Clock	Clock	Clock	Clock	Clock	Clock
Insulated or Earth Return	E.R.	E.R.	E.R.	E.R.	E.R.	E.R.	E.R.	E.R.	E.R.	E.R.	I.R.	E.R.
Finish	Standard	Standard	Standard	Standard	Standard	Standard	Standard	Standard	Standard	Special	Standard	Standard
Replaced by (see footnote)	—	—	—	—	—	(22489)	(22489)	—	—	—	—	—
§Cover band	227015	227015	227015	—	227015	227015	—	—	—	227015	—	—
Screw, cover band fixing	127584	127584	127584	—	127584	127584	—	—	—	127584	—	—
Nut, cover band fixing screw	169160	169160	169160	—	169160	169160	—	—	—	169160	—	—
§Brushes, set	203148	238038	238061	238061	203148	238061	238061	54210090	54210090	54210090	54210090	54210090
§Bracket or frame, commutator end	228594	239219	239267	239267	228594	239266	239266	54210057	54210057	54210072	54210073	54210076
§ Bushing or bearing	238567	238567	238567	238567	238567	239263	239263	239263	239263	189237	239263	239263
§ Oiler assembly	238367	238367	238367	238367	238367	239368	239368	239368	239368	—	239368	239368
Wick and spring	228141	228141	228141	228141	228141	—	—	—	—	—	—	—
Plug, bush	238566	—	—	—	—	—	—	—	—	—	—	—
§ Springs, set, brush tension	228159	238062	238062	238062	228159	238062	238062	54210091	54210091	54210091	54210091	54210091
Plate, terminal location	—	—	—	—	239017	—	—	—	—	‡238954	—	—
Screw, thrust, commutator end	—	—	—	—	—	—	—	—	—	238379	—	—
§Bearing, drive end	189308	189308	189308	189308	189308	189308	189308	189308	189308	189308	189308	189308
§Bracket or frame, drive end	239038	239012	239012	239012	239012	239012	239012	239012	239038	239012	239012	239012
Plate, bearing	238396	238396	54210370	54210370	238396	238396	238396	54210370	54210370	238396	238396	54210370
Washer, corrugated, bearing	238565	238565	238565	238565	238565	238565	238565	238565	238565	238565	238565	238565
Washer, dished	238564	238564	238564	238564	238564	238564	238564	238564	238564	238564	238564	238564
Washer, felt	—	—	—	—	—	—	—	238563	112557	238563	238563	238563
§Nut, shaft	228175	180620	180620	180620	180620	180620	180620	180620	180620	180620	180620	180620
Washer, shaft nut	185187	185187	185187	185187	185187	185187	185187	185187	185187	185187	185187	185187
§Armature	228595	239310	239191	239191	228595	239428	239428	239428	239428	239511	239428	239428
Retainer, bearing ring	238824	238824	238824	238824	238824	238824	238824	238824	238824	238824	238824	238824
Collar, drive end bearing	238042	238042	238042	238042	238042	238042	238042	238042	238042	238042	238042	238042
Collar, distance, commutator end	238147	238147	238147	238147	238147	238147	238147	238147	238147	227532	238147	238147
§Field coils, set	228228	238165	238820	238820	228228	238820	238820	238820	238820	238820	239169	238820
Terminal, field or assembly	—	227625	227625	227625	227625	227625	227625	227625	227625	227625	227729	227625
Tube, terminal insulating	—	857692	857692	857692	857692	857692	857692	857692	857692	857692	857692	857692
§Bolt, through fixing	228335	270131	272752	272752	228335	272752	272752	272752	272752	272752	272752	272752
§Sundry parts, set	239024	239024	239024	239024	239024	239024	239024	239024	239024	239024	239024	239024

GENERATORS

Note. For replacement generator spare parts, see appropriate column under part number † When ordering, quote part number shown in brackets ‡ Spring, thrust § Recommended spares for stock
 || Bolt, lug, 1/8", 18 A.N.F.

For illustrations, see pages D6-D10

DETAILED SPARE PARTS

Part No.	22503B/D	22519A	†22524A/F	22528A/D	†22529A	22530A/B	22532A	22532B/D	22700A/D	†22704A	23000A/J	23002A/D
Model	C45PV-6	C45PV-6	C45PV-5	C45PV-6	C45PV-5	C45PV-6	C45PV-6	C45PV-6	C40-1	C40	RA5	RA5
Type	XW9	L-0	CC78	CC78	L-0	L-0	T83	T83	L-0	L-0	L-0	N-0
Voltage	12	12	12	12	12	12	12	12	12	12	12	12
Rotation	Clock	Clock	Clock	Clock	Clock	Clock	Clock	Clock	Clock	Clock	Clock	Clock
Insulated or Earth Return	E.R.	E.R.	E.R.	E.R.	E.R.	E.R.	E.R.	E.R.	E.R.	E.R.	E.R.	I.R.
Finish	Standard	Standard	Standard	Standard	Standard	Standard	Standard	Standard	Standard	Standard	Special	Special
Replaced by (see footnote)	—	—	(22528)	—	(22530)	—	—	—	—	(22700)	—	—
Coupling (supplied separately)	—	—	54210027	54210027	—	—	—	—	—	—	—	—
Dog, driving (supplied separately)	—	—	239889	239889	—	—	—	—	—	—	—	—
Condenser	—	—	—	—	—	—	—	—	—	—	232729	232753
§Brushes, set	54210090	54210090	238061	54210090	238061	54210090	54212267	54210090	227541	227541	232662	232662
§Bracket or frame, commutator end	54210074	54210082	207012	54210084	54210209	54211094	54210057	54211600	54211125	54211125	232665	232745
§ Bushing or bearing	238567	238567	189237	189237	239263	239263	239263	239263	227818	227818	189277	189277
§ Oiler assembly	238367	238367	—	—	239368	239368	239368	239368	54211097	54211097	—	—
Wick and spring	228141	228141	—	—	—	—	—	—	—	—	—	—
§ Springs, set, brush tension	54210091	54210091	238062	54210091	238062	54210091	54210091	54210091	227542	227542	232663	232663
Washer, thrust, commutator end	—	—	—	—	—	—	—	—	164736	164736	—	—
§Bearing, drive end	189308	189308	189314	189314	189308	189308	189308	189308	189307	189307	189275	189275
§Bracket or frame, drive end	239012	239012	54210022	54210022	239012	239012	239012	239012	54211095	54211095	232666	232666
Plate, bearing	54210370	238396	239888	239888	238396	238396	238396	54210370	229400	229400	232612	232612
Washer, corrugated, bearing	238565	238565	239892	239892	238565	238565	238565	238565	158730	158730	—	—
Washer, dished	238564	238564	238564	238564	238564	238564	238564	238564	—	—	—	—
Washer, felt	238563	—	—	—	—	—	—	—	—	—	—	—
§Nut, shaft	180620	180620	180620	180620	180620	180620	180620	180620	198800	198800	180620	180620
Washer, shaft nut	185187	185187	185187	185187	185187	185187	185187	185187	185058	185085	185187	185187
§Armature	239513	239428	54210021	54211386	239428	239428	239512	239512	227987	227987	232630	232630
Retainer, bearing ring	238824	238824	238824	238824	238824	238824	238824	238824	227631	227631	232610	232610
Collar, drive end bearing	238042	238042	239898	239898	238042	238042	238042	238042	227532	227532	232653	232653
Collar, distance, commutator end	238147	238147	239594	239594	238147	238147	238147	238147	—	—	232636	232636
§Block, terminal	—	—	54210020	54210020	—	—	—	‡54211246	—	—	—	232751
§Field coils, set	238820	238820	207013	207013	238820	238820	238820	54210553	227543	227543	232769	232769
Terminal, field or assembly	227625	227625	—	—	54210464	54210464	227625	{ 54110246(D) 54110256(F) }	54211890	54211890	232725	232725
Tube, terminal insulating	857692	857692	857692	857692	—	—	857692	{ 54211247(D) 54211248(F) }	—	—	245109	245109
§Bolt, through fixing	272752	272752	207008	207008	272752	272752	272752	272752	228336	228336	232637	232637
§Sundry parts, set	239024	239024	239024	239024	239024	239024	239024	239024	54211894	54211894	232741	232741

GENERATORS

22503 — 23002

Note. For replacement generator spare parts, see appropriate column under part number † When ordering, quote part number shown in brackets ‡ Plate, terminals insulating
 § Recommended spares for stock || Terminal assembly (D) .. Main (F) .. Field

DETAILED SPARE PARTS

D20

228137 — 238498


Part No.	†228137	†228139	†228199	†228240	228306	†228365	†238184	†238311	238395	†238464	238498
Model	C45NV-3	C45YV-3	C45YV-3	C45YV-3	C45YV-3	V45YV-3	C45WV-3	C45PV-3	C45PV-3	C45P-3	C45P-3
Type	L-1	L1	CJ13-1	L1-0	P32-0	AA59	L1	BP55-1	FA20	T45	CW24-0
Voltage	12	12	12	12	12	6	6	12	12	12	12
Rotation	Clock	Clock	Clock	Clock	Clock	Clock	Clock	Clock	Clock	Clock	Clock
Insulated or Earth Return	E.R.	E.R.	E.R.	E.R.	E.R.	E.R.	E.R.	E.R.	E.R.	E.R.	E.R.
Finish	Standard	Standard	Standard	Special	Standard	Standard	Standard	Standard	Standard	Standard	Standard
Replaced by (see footnote)	(22449 & Regulator) 37057	(22449)	(22416)	(22449)	—	(22482)	(22474)	(238395)	—	(22455)	—
§Cover band	227015	227015	227015	227015	227015	227015	227015	228022	227015	227015	227015
Screw, cover band fixing	127584	127584	127584	127584	127584	127584	127584	127584	127584	127584	127584
Nut, cover band fixing screw	169160	169160	169160	169160	169160	169160	169160	169160	169160	169160	169160
§Brushes, set	228179	203148	203148	203148	203148	203148	238038	238061	238061	238061	238061
§Bracket or frame, commutator end	228143	228144	228181	228144	228144	228144	238199	238199	238393	238469	238481
§ Bushing or bearing	238567	238567	238567	238567	238567	238567	238567	238567	238567	238567	238567
§ Oiler assembly	238367	238367	238367	238367	238367	238367	238367	238367	238367	238367	238367
Wick and spring	228141	228141	228141	228141	228141	228141	228141	228141	228141	228141	228141
Plug, bush	—	238566	238566	238566	238566	238566	238566	238566	238566	238566	238566
§ Springs, set, brush tension	228159	228159	228159	228159	228159	228159	238039	238062	238062	238062	238062
Carrier, control brush	—	—	—	—	—	—	238054	—	—	—	—
Washer, thrust, commutator end	—	—	—	—	—	—	—	—	—	—	—
§Bearing, drive end	189308	189308	189308	189308	189308	189308	189308	189308	189308	189308	189314
§Bracket or frame, drive end	237119	237119	228180	237119	228225	237119	237119	238248	238248	238470	238482
Plate, bearing	238396	238396	238396	238396	228167	238396	238396	238396	238396	238396	228390
Washer, corrugated, bearing	238565	238565	238565	238565	238565	238565	158730	—	—	238565	228397
Washer, dished	238564	238564	238564	238564	238564	238564	238564	—	—	238564	228396
Bolt, lug, 5/8", 18 A.N.F.	112557	112557	112557	112557	—	112557	—	—	—	—	—
§Nut, shaft	180620	180620	180620	180620	180620	180620	180620	171330	171330	180620	182560
Washer, shaft nut	185187	185187	185187	185187	185187	185187	185187	—	146240	185187	149320
§Armature	228061	228061	228061	228061	228061	228595	238167	238890	238890	239428	238505
Retainer, bearing ring	238018	238324	238018	238108	238018	238018	238018	238018	238018	238018	—
Collar, drive end bearing	238042	238042	238042	238042	238042	238042	238042	238284	238284	238042	238504
Collar, distance, commutator end	—	238147	—	238147	—	238147	—	—	238147	238147	—
§Block, terminal	238234	238234	224345	238234	238234	238234	238234	224345	238684	238234	238495
§Terminal set, Lucar	—	—	—	—	—	—	—	—	—	—	—
§Field coils, set	228070	228075	228075	228075	228075	228228	238165	238070	238070	238436	238070
Terminal, field or assembly	—	—	—	—	—	—	—	—	—	—	—
Tube, terminal insulating	—	—	—	—	—	—	—	—	—	—	—
§Bolt, through fixing	228335	270131	228335	228335	228398	228335	270131	272752	272752	270131	272752
§Connector, main	—	—	—	—	—	—	—	—	—	—	—
§Connector, field	—	—	—	—	—	—	—	—	—	—	—
§Sundry parts, set	—	239024	—	—	—	—	239024	239024	239024	239024	239024

GENERATORS

Note. For replacement generator spare parts, see appropriate column under part number † When ordering, quote part number shown in brackets § Recommended spares for stock

For illustrations, see pages D6-D10


GENERATORS



VEHICLE APPLICATION REFERENCE

- 20035 E3L 6 volt
Wessex Industries Delivery Van 1952-55.
- 20900 C418H 6 volt
Jowett 10 cwt. 'Bradford' Van 1946.
- 22005 C35MV 6 volt
Morgan 3-wheeler 1948-52.
- 22007 C35MV 6 volt
Morris 5 cwt. Van 1946-51.
- 22008 C35YV 6 volt
Allard 'Clipper' 3-wheeler 1955.
Barrett, W. & F. Invalid Carriage 1949-54.
Encon Motors 'Clipper' 1954.
Reliant 750 c.c. 1946-54; 6 cwt. Van and Truck (6 volt) 1954-55; 'Regal' Car and 5 cwt. Van (6 volt) 1953-59.
Standard 'Eight' 1946-48.
- 22009 C35MV 6 volt
Dellow Motors Sports Mk. III 1952-54.
- 22253 C39PV 12 volt
Wolseley 'Four Fifty' 1949-50.
- 22258 C39PV-2 12 volt
A.C. Cars 'Petite' 1953-57; 'Ace' Sports 1955-60; 'Aceca' Coupé 1955-60.
A.F.N. 'Le Mans' and 'Mille Miglia' 1951-54.
Alfa Romeo 'Giulietta' Sports 750C 'Berlina' 1955-60; Sprint 750B 1956-60; t.i. 753 1958-60; 'Giulietta Spyder' and T10 Van (Petrol) 1956-60.
Armstrong Siddeley 'Sapphire 234' and '236' 1956-58.
Austin A30 1952-56; A35 1957-59; A40 1948-59; A50 1955-57; A55 1958-59; 'Metropolitan' 1957-59; LD1A, LD2A, LDO1A and LDO2A 1958-59; 301FC 1958-59; Series IVFF Trucks 1959; 101 Van 1958-59; '152' Range 1957-59; '301' Range 1957-59; Series III Trucks (Diesel) 1955-56; Series III Trucks 1957-59.
Bedford 10/12 cwt. Van 1948-52; CA Van 1953-60; 1 $\frac{1}{2}$, 3, 4 and 5 ton and 8 ton Scammell 1951-53; TA, TD and TJ Normal Control 1953-60; TC Forward Control 1958-60; S Type (Petrol) 1951-60.
Bristol All Models 1950-60.
Citroen '15' 1951-55; DS19, ID19 and 'Safari' 1957-60.
Commer 8 cwt. Van 1949-52; Estate Car 1949; 'Express' Delivery Van and Pick-up Truck 1953-60; 'Cob' Light Van 1957-60; 25 cwt. Forward Control 1951-56; 1, 1 $\frac{1}{2}$ and 1 $\frac{1}{2}$ ton Forward Control and 7 $\frac{1}{2}$ ton 'Superpoise' 1956-60; 25 cwt. 'Superpoise' 1949-56; 2, 3, 4, 5 and 6 ton 'Superpoise' and Forward Control (Petrol and Diesel) 1959-60.
Daimler 'Conquest' 1954-58.
Dellow Motors Sports 1955-57.
Fairthorpe 'Electron' and 'Electron Minor' 1958; 'Atomota' 1959-60.
Frazer Nash 'Mille Miglia', 'Targa Florio', 'Sebring' and Hard Top 1955.
Hillman 'Minx' (later) 1948-59; 'Husky' Series I 1955-60.
Humber 'Hawk' 1949-60.
Jensen 30 cwt. 'Jen-Tug' (later) 1952-54.
Jowett 'Javelin' (later) 1949-54; 10 cwt. 'Bradford' Van 1951-54; De Luxe Van and 6 Light Utility 1951-52.
Karrier 'Bantam' 1951-60.
Lanchester '14' and 'Sprite' 1952-56.
Layton Sports Car 'Jomar' (Ford Engine) 1959-60.
Lotus Mk. VII and Mk. VIII (Ford 100E Engine) 1958-60; (M.G. Engine) 1958-59.
Mevnell 'Cub', 'Vixen' and 'Flying Fox' 1952.
M.G. 1 $\frac{1}{2}$ litre and 'Magnette' 1952-59; MGA 1956-59.
Morgan 'Plus Four' 1951-60; 'Four-Four' Series II (Ford Engine) 1956-60.
Morris 'Minor' 1948-59; 'Cowley' Van and Truck 1952-53; 'Oxford' and 'Hindustan' 1952-59; 'Hindustan' 1960; Quarter Ton and Half Ton Vans 1954-59.
Morris Commercial 15/20 cwt. PV (later) 1950-53; 25/30 cwt. (later) 1952; 30 cwt. LC4, LC5 and LCO5 1953-59; CV Ambulance (later) 1951; CV11/40 and CV9/40 1950-51; FV, FVS and FV512/5 1949-55; NV and NV12/3 1954-55; NVO12/3 1955; NVS, NVS12/3 and NVS13/5 1951-55; PP Coach 1950-51; 10 cwt. 'J' and 'JB' Vans 1949-59; 'J2' 1957-59; LD1 and LD2 1954-59; 3 ton (G.P.O.) 1956-59; Series III Trucks (Diesel) 1956; Series III Trucks 1957-59; Series IVFF Trucks 1958-59.
- 22258 C39PV-2 12 volt—continued
Nash 'Metropolitan' 1954-59.
Paramount Cars Roadster and Coupé 1951-54.
Peerless 'Gran Turismo' 1959-60.
Reliant 'Regal' Car and Van (12 volt) 1959; 10 cwt. Van (3-wheeler, 12 volt) 1951-56; 'Regent Four' Van (Export only) 1959-60.
Riley 1 $\frac{1}{2}$ litre 1951-55; 'One-Point-Five' 1958-59.
Rover '60' 1954-59; 'Landrover' and Station Wagon (Petrol) 1950-60.
Singer 9 4AC and 4AD 1950-55; 'SM1500' 1949-54; 'Hunter' and 'S' Model 1955-56; 'Gazelle' 1957-59.
Standard 'Eight' and 'Ten' 1954-59; All 'Vanguard' Models 1948-59; 'Pennant', 'Ensign' and 'Atlas' 1958-59.
Sunbeam 'Rapier' 1956-58.
Swallow 'Doretti' 1954-55.
Triumph '2000' 1949; 2-seater Sports 1954; TR2 and TR3 1955-59; 'Mayflower' 1950-53; 'Renown' 1950-54.
Trojan All Models 1950-60.
Vauxhall All Models (except 14 1948) 1948-60.
Wolseley All 4 cylinder Models (except 'Fifteen Sixty') 1950-59.
- 22259 C39P-2 12 volt
Rover 'Landrover' and Station Wagon 1948-49.
- 22262 C39PV-2 6 volt
Bedford 30 cwt., 2/3, 3/4 and 5 ton and Scammell Tractor 1949-50; Ambulance 1949-50.
Jensen 30 cwt. 'Jen-Tug' Tractor 1949-50.
Jowett 'Bradford' Van, De Luxe and 6 Light Utility 1949-50.
- 22265 C39PV-2 12 volt
Allard 'K3' Models 1955; 'Palm Beach' 21C and 21Z 1953-55.
Austin-Healey 'Sprite' 1958-60; 10 cwt. 'Gipsy' (when rev. counter fitted) 1959-60.
Elva 'Courier' (B.M.C. 1,500 c.c. Engine) 1959-60.
Lotus Mk. IX (Climax Engine) 1958-59.
M.G. 'Midget' (later) 1952-55.
- 22268 C39PV-2 12 volt
Austin Petrol Tanker 1957-60.
Morris Commercial Petrol Tankers 1951-52; Petrol Tanker 1957-60.
- 22279 C39PVR-2 12 volt
Jaguar XK-SS Open 2-seater (U.S.A. only) 1958.
- 22290 C39PVR-2 12 volt
Cooper 'Monaco' Sports (Climax Engine) 1959-60.
Layton Sports Car 'Jomar' (TVR, Climax Engine) 1959-60.
Lotus Mk. IX (Climax Engine) (later) 1959.
- 22295 C39PV-2 12 volt
M.G. MGA and MGA 1600 (Twin Cam) 1958-60.
- 22296 C39PVR-2 12 volt
Fairthorpe 'Electron' 1959-60.
Lotus 'Elite' 1959-60.
- 22299 C39PV-2 12 volt
Austin Series III and IVFF (B.R.S.) 1960.
Morris Commercial Series III and IVFF (B.R.S.) 1960.
- 22300 C39PV-2 12 volt
Austin Series III and IVFF (B.R.S.) 1960.
Morris Commercial Series III and IVFF (B.R.S.) 1960.
- 22409 C45YV-5 6 volt
Jensen 30 cwt. 'Jen-Tug' 1946-52.
- 22413 C45PV-3 12 volt
Bentley 4 $\frac{1}{2}$ litre Mk. VI 1946.
Rolls-Royce 'Silver Wraith' 1946.
- 22416 C45YV-3 12 volt
Citroen '15' 1946-50.
- 22430 C45YV-3 12 volt
Citroen '23' 1946-55.
- 22434 C45PVB 12 volt
Morris 'Six' Saloon 1948-49.
Wolseley 'Six Eighty' 1949-50.
- 22443 C45PV-4 12 volt
Allard All Models (later) 1950-52.
- 22448 C45YV-5 6 volt
Morris 8 1946-48; 5 cwt. (Export) 1946-52; 5 cwt. (later) 1952-53.
- 22449 C45YV-4 12 volt
Austin 10 Van and 12 1946-47.
Commer 8 cwt. Van 1946-48.
Hillman 'Minx' 1946-48.
H.R.G. 9 and 12 1946-52.
Jowett 'Javelin' 1948-49.
Lanchester LD10 1946-51.
M.G. 1 $\frac{1}{2}$ litre 1947-49.
Morgan 'Plus Four' 1946-50; 'Four-Four' (Standard Engine) 1949-50.
Morris 10 1946-48; 10 cwt. Van 1946-50.
Morris Commercial 15/20 cwt. PV and 25/30 cwt. LC3 1946-49.
Riley 1 $\frac{1}{2}$ litre 1946-50.
Singer 9 and 12 1946-49.
Standard 12 and 14 1946-48.
Sunbeam-Talbot 10 1946-47; '80' 1948-50.
Triumph '1800' 1946-48.
Trojan 15/20 cwt. Van 1946-49.
Wolseley 10 and 12 1946-48.
- 22450 C45YV-3 6 volt
Austin 8 1946-47.
- 22451 C45YV-3 6 volt
Bedford 5/6 and 10/12 cwt. Vans 1946-47.
Vauxhall 10 and 12 1946-47.
- 22452 C45YV-3 12 volt
Jaguar 1 $\frac{1}{2}$ litre Saloon 1946-48.
M.G. 1 $\frac{1}{2}$ litre (Tourer and U.S.A.) 1949; 'Midget' 1946-49.
- 22455 C45P-5 12 volt
Commer 25 cwt. Forward Control 1946-48.
Karrier 'Bantam' 1946-48.
Standard 12 (Belgium and Holland) 1946-48.
- 22472 C45YV-5 6 volt
Morris 5 cwt. Van 1953.
- 22474 C45NV-4 6 volt
Bedford 30 cwt. 1946-48; 2/3, 3/4 and 5 ton Trucks and Scammell Tractor 1946-47.
- 22478 C45PV-5 12 volt
Allard All Models (Except '21C' and '21Z') (later) 1952-55.
Jensen 4 litre 'Interceptor' (later) 1951-55; 541 R 1958-59.
- 22481 C47 12 volt
Bentley Model 'S' Saloon and 'Continental' Sports 1955-57.
Rolls-Royce 'Silver Wraith' 1956-59; 'Silver Cloud' 1956-57.
- 22482 C45YV-5 6 volt
Jowett 10 cwt. 'Bradford' Van 1947-49.
Wolseley 8 1946-48.
- 22489 C45PV-6 12 volt
Alvis 3 litre TD21 1958-60.
Armstrong Siddeley 'Sapphire' 1955; 'Sapphire' 346 Saloon and Limousine 1956-59; $\frac{1}{2}$ ton Pick-up Truck (Export only) 1957.
Austin 'Hereford' 1955; A105 1957-59; 'Princess', Ambulance and Hearse 1955-60; Austin-Healey '100' 1955-59; Taxi and Hire Car 1955-58; 'Champ' (Civilian) 1955-56; 2/5 ton Series II 1955; Series III Trucks and Prime Mover 1956; Series III Trucks and Prime Mover (high speed) 1959-60.
Bedford S Type Trucks and Tractors (Bedford Diesel) 1958; TD and TC Trucks 1958; TJ and TC Trucks (4 cylinder Diesel) 1959-60.

continued



GENERATORS

VEHICLE APPLICATION REFERENCE—continued

22489 C45PV-6 12 volt—continued

Citroen DS19 1956.
Commer $\frac{3}{4}$ ton Van and Passenger Chassis (Heavy Duty Diesel) 1960; 2/3, 3/4 and 5 ton 'Superpoise' 1955-58; 3, 5 and 6 ton 'Superpoise' (Diesel) 1959-60; 4, 5 and 6 ton Forward Control (Diesel) 1959-60; 5 ton Forward Control 1955-58; 7 ton Forward Control 1955-60; 10/12 ton Tractor (Diesel) 1957-60.
Daimler All Models 1956-60; 'Empress', 'Regency' and 'Sportsman' 1955.
Dodge Petrol Models 1956-60; Perkins R6 Diesel, 12 volt (later) 1959-60.
Humber 'Super Snipe' 1955-60.
Jaguar 2.4 litre 1956-60.
Jensen '541' 1954-57.
Karrier 'Bantam' (Diesel) 1955-56; 'Gamecock' 1955-60; 1 $\frac{1}{2}$ /1 $\frac{1}{2}$ ton Passenger Chassis 1957-60.
Morris 'Isis' 1956-58.
Morris Commercial 2 $\frac{1}{2}$ ton Series III (Petrol) 1956; LDO, LDO1, LDO2 and LCFO 1956-59; Series III (high speed engine) 1959-60; LCOSX (G.P.O.) and 3 ton KNC 1958-59.
Riley 'Pathfinder' 1955-57; 'Two-Point-Six' 1958-59.
Rover '75', '90' and '105' 1955-59; '100' 1960; 'Landrover' (Diesel Models) 1958-60.
Smith's Delivery Vehicles Mobile Shop 1956.
Sunbeam 'Alpine', 'Alpine Special' and Coupé 1955; Saloon Mk. III 1955-57.
Wolsley 'Six-Ninety' 1955-59.

22492 C47 12 volt

Austin Coach 1957-60.
Morris Commercial Coach 1957-60.

22494 C45PV-6 12 volt

Bedford S Type Trucks and Tractors 1959-60; 1/6 ton TJ Diesel Trucks (6 cylinder) 1959-60; 4/6 ton TC Forward Control Diesel Truck 1959-60.
Morris Commercial ECVO13/5 1949.

22496 C45PVS-6 12 volt

Aston Martin All Models (later) 1952-60.
Austin 'Sheerline' and 'Princess' 1948-49.
Jaguar 2 $\frac{1}{2}$ litre 1948-51; 3 $\frac{1}{2}$ litre 1948-58; Mk. VIII 1957-59; 3.8 litre 1960; XK120 1949-54; XK140 1955-57; 3.4 litre and XK150 1958-60.
Lagonda 2 $\frac{1}{2}$ litre (later) 1952.
Rover '60' 1948-49; '75' 1948-52.

22497 C45PV-6 12 volt

Austin Petrol Tanker 1946-55 and 1960.
Morris Commercial Petrol Tanker 1960.

22502 C45PV-6 12 volt

Austin 4 x 4 Cargo Truck 1954-55.
Commer 3 ton four wheel drive Cross Country Vehicle 1956.

22503 C45PV-6 12 volt

Daimler 2 $\frac{1}{2}$ litre Models (except 'Consort') (later) 1949-53.
Jensen 4 litre 'Interceptor' 1951; 541 and 541R 1960.
Jowett 'Jupiter' Sports 1951-54.

22519 C45PV-6 12 volt

Alvis All Models 1946-55.
Armstrong Siddeley All Models 1946-54.
Aston Martin 2 litre 1947-50.

22519 C45PV-6 12 volt—continued

Austin 16 1946-48; A70 1948-54; A90 1949-52; A125 'Sheerline' Limousine, Ambulance and Hearse 1950-54; 'Princess' 1949-54; Austin-Healey '100' and '100M' 1954; Taxi (Petrol) 1948-54; Hire Car (Petrol) 1950-54; 'Champ' (Civilian) 1954; 25 cwt. Van and Ambulance 1948-54; 2 and 3 ton 1946-48; 2 and 5 ton 1949-54.
Bedford S Type Trucks and Tractors (Perkins R6 Diesel Engine) and 1/6 ton TA Diesel Trucks 1953-57.
Bristol All Models 1947-50.
Commer 15/25 cwt. 1946-48; 25 cwt. Forward Control and 'Superpoise' 1949-50; 2 and 3 ton 1946-47; 2/3 and 3/4 ton 1949-54; 4/5 ton 1949-51; 5 ton 'Superpoise' 1952-54; 3 and 4 ton 1947-49; 5 ton 1947; 5 and 7 ton Forward Control 1949-54; 6 $\frac{1}{2}$ ton 1949-50; Fire Tender or Pump Chassis 1952-53.
Daimler 27 and 36 Limousine 1946-53; 2 $\frac{1}{2}$ litre Models 1946-49; 2 $\frac{1}{2}$ litre 'Consort' 1950-53; 3 litre 'Regency' 1953; DC27 Ambulance 1949-54; 'Empress', 'Regency', 'Sportsman' and 'Regina' 1955; 3 $\frac{1}{2}$ and 4 $\frac{1}{2}$ litre (alternative) 1959.
Dodge Petrol Models 1949-55; Perkins P6 Diesel 1951; Perkins R6 Diesel (12 volt) 1959.
Healey All Models 1948-54.
Humber 'Hawk' 1946-48; 'Imperial' 1946-53; 'Pullman' and 'Super Snipe' 1946-54; 'Snipe' 1946.
Jaguar 2 $\frac{1}{2}$ litre 1946-47; Mk. V 1946-52; Mk. VII 1952-58.
Jensen 4 litre 'Interceptor' 1950; 6 ton 'JNSN' Lightweight 1946-47; Lightweight Commercial Vehicle 1954-55.
Karrier 'Bantam' (later) 1948-50; 'Cob' 1947-48; 'Gamecock' 1953-54.
Morris 'Six' Saloon 1950-54.
Riley 2 $\frac{1}{2}$ litre and 'Pathfinder' 1947-54.
Rover 10, 12, 14 and 16 1946-47; '75' 1952-54.
Smith's Delivery Vehicles 2 ton (Diesel) 1955.
Sunbeam-Talbot 2 litre 1946-47; '90' 1948-54.
Wolsley 14 and 18 1946-48; 'Six Eighty' (later) 1950-54.

22528 C45PV-6 12 volt

Armstrong Siddeley 'Star Sapphire' 1959-60; 'Star' Limousine 1960.
Austin Ambulance and Hearse (power steering) 1960.
Dodge R6 (12 volt, power steering) 1960.
Jaguar power steering models 1959-60.

22530 C45PV-6 12 volt

Austin A99 1959-60; B.M.C. 'Princess' 3 litre 1960; Austin-Healey '3000' 1959-60; Taxi and Hire Car 1959-60.
Rover 3 litre 1959-60.
Wolsley 'Six Ninety-Nine' 1959-60.

22532 C45PV-6 12 volt.

Hillman 'Minx' (Easidrive) 1959-60.
Singer 'Gazelle' (Easidrive) 1959-60.

22700 C40-1 12 volt

Austin 'Seven' 850 and A55 Mk. II 1959-60; A35 (later) 1959-60; A40, A55 Van and Pick-up Truck, 'Metropolitan', LD1A, LDO1A, LD2A, LDO2A, 101 Van, 152 Range, 301 Range, 'Gipsy', Series III Trucks, Series IVFF Trucks and Series IVFG Trucks 1960.
Bedford TJ and TC Trucks (Petrol) (later) 1960.
Commer 'Cob' Series II, $\frac{3}{4}$ ton Forward Control Van and Passenger Chassis 1960.

22700 C40-1 12 volt—continued

Daimler SP250 Sports 1960.
Fairthorpe 'Minor' 1959-60; 'Zeta' 1960.
Hillman 'Minx' Series IIIA 1959-60; 'Husky' Series II 1960.
Lotus Mk. VII Series II (Austin A40 and Ford 105E Engines) 1960.
M.G. MGA 1600 and 'Magnette' Mk. III 1960.
Morris 'Minor 1000' and 'Oxford' 1960; 'Mini-minor' 850 1959-60; 'Mini-van', Quarter Ton and Half Ton Vans and Pick-up Truck 1960.
Morris Commercial 'JB' Van, J2 Models, LD1, LD2, LDO1, LDO2, LC5, Series III Trucks, Series IVFF Trucks and Series IVFG Trucks 1960.
Nash 'Metropolitan' Series IV 1960.
Reliant 'Regal' Car and Van (12 volt) (later) 1959-60; 'Regent Four' Van (later) 1960.
Riley 'One-Point-Five' 1960; 'Four Sixty-Eight' 1959-60.
Rover '80' 1960.
Simca 'Aronde' 'Elysee', 'Etoile' and 'Montlhery' 1960.
Singer 'Gazelle' Series IIIA 1959-60.
Standard All Models 1960.
Sunbeam 'Alpine' Sports and 'Rapier' 1959-60.
Triumph TR3 1960; 'Herald' 1959-60.
Vauxhall All Models (later) 1960.
Wolsley 'Fifteen Sixty' 1959-60; 'Fifteen Hundred' 1960.

22800 C48 12 volt

Bentley 'S' Model 1958-59; 'S2' Saloon and 'Continental' 1960.
Rolls-Royce 'Silver Cloud' 1958-59; 'Silver Cloud' II and 'Phantom' V 1960.

22802 C48 12 volt

Austin Series IVFF (special orders) (later) 1960.
Morris Coach (later) 1960.

22803 C48 12 volt

Jaguar Mk. IX (power steering stator) 1960.

23000 RA5 12 volt

Aston Martin DB2 1951-52.
Bentley 4 $\frac{1}{2}$ litre Mk. VI 1947-51.
Lagonda 2 $\frac{1}{2}$ litre 1949-52.
Rolls-Royce 'Silver Wraith' 1947-53.

23002 RA5 12 volt

Bentley 4 $\frac{1}{2}$ litre Mk. VII and 'Continental' Sports 1952-54.
Rolls-Royce 'Silver Wraith' and 'Silver Dawn' 1953-55.

228306 C45YV-3 12 volt


Vauxhall 14 1946-48.

238395 C45PV-3 12 volt

H.R.G. 12 1946-48.
Morris Commercial 35/40, 45/55, 60/70 cwt., 5 ton Forward Control Tipper and ECV13/3 1946-48; CV Ambulance 1948-49; CVF13/5, CV11/30, CV11/40 Lorries and CV10 (Tippers) 1946-48.
Singer 12 1946-49.

238498 C45P-3 12 volt


Allard All Models 1947-50.
Jensen 3 $\frac{1}{2}$ litre 1946-47.



GENERATORS

Model Interpretation

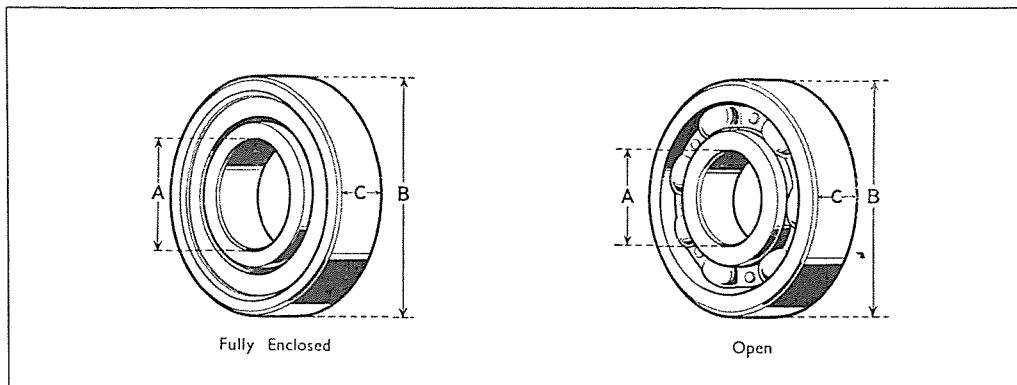
D or G	Dynamo or Generator.
H	Generator of simplified design.
45	4½" yoke diameter.
5	5" yoke diameter.
55	5½" yoke diameter.
L	Long yoke.
F	Fan ventilated.
12 } 24 }	Voltage.
A or B	Design change letter.
13	Symbol number covering special features.
X	Condenser fitted for suppression.



Typical Generator Type GH4524



C.A.V. BEARING CHART



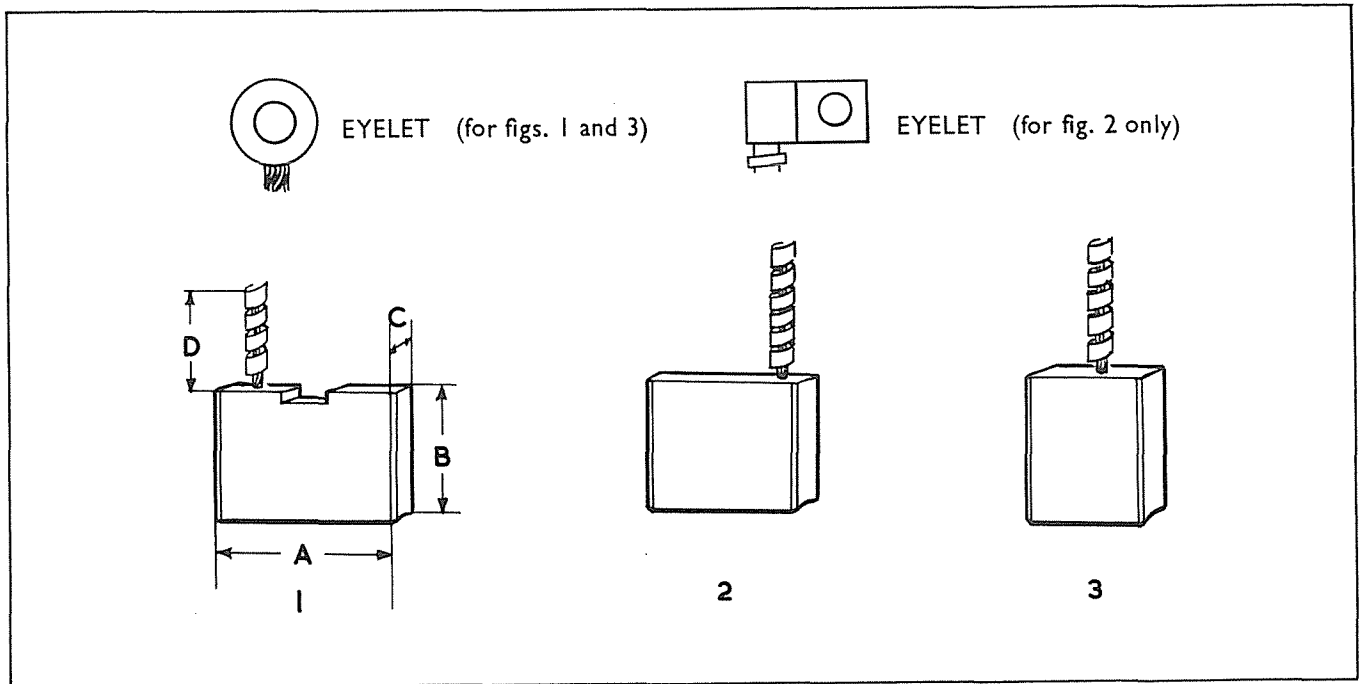
COMMUTATOR END BEARINGS

Part No.	Type	Description	Bore A	Outside Diameter B	Width C
NC1-4	LS7	Ball journal bearing; rigid single row; deep groove; inch sizes	$\frac{5}{8}$ "	$1 \frac{9}{16}$ "	$\frac{7}{16}$ "
NC2-4	115P	Ball journal bearing; rigid single row; deep groove; enclosed one side; metric sizes	15 mm.	35 mm.	11 mm.
NC2-5	115PP	Ball journal bearing; rigid single row; deep groove; enclosed both sides; metric sizes	15 mm.	35 mm.	11 mm.
NC2-7	120P	Ball journal bearing; rigid single row; deep groove; metric sizes	20 mm.	47 mm.	14 mm.

DRIVE END BEARINGS

Part No.	Type	Description	Bore A	Outside Diameter B	Width C
NC1-6	LS9	Ball journal bearing; rigid single row; deep groove; inch sizes	$\frac{7}{8}$ "	2"	$\frac{9}{16}$ "
NC2-5	115PP	Ball journal bearing; rigid single row; deep groove; enclosed both sides; metric sizes	15 mm.	35 mm.	11 mm.
NC2-8	120PP	Ball journal bearing; rigid single row; deep groove; enclosed both sides; metric sizes	20 mm.	47 mm.	14 mm.
NC2-16	317	Ball journal bearing; rigid single row; deep groove; metric sizes	17 mm.	47 mm.	14 mm.
5975-49	117	Ball journal bearing; rigid single row; deep groove; metric sizes	17 mm.	40 mm.	12 mm.


C.A.V. BRUSH CHART



Part No.	Fitted to	No. off per set	Dimensions				Brush Index No.
			A	B	C	D	
5603-128	D5LF10	4	25.4 mm.	20 mm.	5.55 mm.	45 mm.	3
5827-33	G5A12-9	2	1"	$\frac{3}{4}$ "	$\frac{7}{32}$ "	$2\frac{1}{2}$ "	1
5827-33B	G5A24-6, G5A24-9 and G5A24-20X	2	1"	$\frac{3}{4}$ "	$\frac{7}{32}$ "	$2\frac{1}{2}$ "	1
5975-39	GH4524-1 and GH4524-2	2	1"	$\frac{3}{4}$ "	$\frac{5}{16}$ "	$2\frac{3}{8}$ "	2
5832-32	H55A12-7, H55A12-11, H55A12-15 and H55A12-20	4	$1\frac{1}{16}$ "	$\frac{3}{4}$ "	$\frac{1}{4}$ "	$2\frac{1}{2}$ "	1
5832-32A	H55A24-2, H55A24-16 and H55A24-28	4	$1\frac{1}{16}$ "	$\frac{3}{4}$ "	$\frac{1}{4}$ "	$2\frac{1}{2}$ "	1



C.A.V. GENERATORS



For detailed spare parts, see pages D27-D28

C.A.V. GENERATORS



DETAILED SPARE PARTS

Part No.	1108010	1108020	—	1130090	1131060	1131090	1131200
Model	GH4524-1	GH4524-2	D5LFA10	G5A12-9	G5A24-6	G5A24-9	G5A24-20X
Armature	A569	A720	A335	A399	A395	A395	A395
Key, armature	NK1-5	NK1-5	NK1-8	NK1-6	NK1-6	NK1-6	NK1-6
Nut, shaft	5975-52	5975-52	5314-51	NU3-10Z1	NU3-10Z1	NU3-10Z1	NU3-10Z1
Washer, spring, shaft	5936-74	5936-74	5001-49	5001-49	5001-49	5001-49	5001-49
Ballrace, commutator end	—	NC2-5	NC1-4	NC2-4	NC2-4	NC2-4	NC2-4
Oil guard, commutator end	5975-45	—	5603-318A	—	—	—	—
Washer, felt	5975-43	—	5561-224	—	—	—	—
Ballrace, drive end	5975-49	NC2-16	NC1-6	NC2-5	NC2-5	NC2-5	NC2-5
Plate, clamp, drive end	5975-46	5975-65	5603-12	5827-12	5827-12	5827-12	5827-12
Rivet, clamp plate	5336-250	5336-288	—	5336-188	5336-188	5336-188	5336-188
Screw, clamp plate	—	—	NS16-27Z1	—	—	—	—
Washer, spring, plate screw	—	—	5244-22	—	—	—	—
Ring, bearing retainer	5936-70	5975-77	—	5827-27	5827-27	5827-27	5827-27
Through bolt	5975-40	5975-70	5603-48	NS85-28Z1	NS85-28Z1	NS85-28Z1	NS85-28Z1
Washer, spring, through bolt	5293-57	5936-102	5293-57	5293-57	5293-57	5293-57	5293-57
Nut, through bolt	—	—	5072-1	5072-1	5072-1	5072-1	5072-1
Field coils	F375	F375	F86	F86	F352	F352	F352
Tag, field coils	—	5459-302	5459-189	5459-45	5459-45	5459-45	5459-45
Pole screw	5333-163	5333-163	5333-99A	5333-159	5333-159	5333-159	5333-159
Collar, shaft	5975-44	5975-76	5603-53	—	—	—	—
Lid, terminal box	—	—	5603-183	—	—	—	—
Terminal box	—	—	5603-45E	—	—	—	—
Bush, cable	—	—	5603-44	—	—	—	—
Screw, terminal box fixing	—	—	5603-39	—	—	—	—
Shield assembly, commutator end	5975-8	5975-74	5603-117L	5827-78C	5827-70	5827-70	5827-70A
Brush	5975-39	5975-39	5603-128	5827-33	5827-33B	5827-33B	5827-33B
Spring, brush	5975-13	5975-13	5391-21A	5827-24	5827-24	5827-24	5827-24
Trigger, brush	—	—	5603-144	—	—	—	—
Screw, brush	5324-33	5324-33	5335-327	NS39-10T	NS39-10T	NS39-10T	NS39-10T
Washer, spring, brush screw	NP1-5	NP1-5	5293-57	NP1-5	NP1-5	NP1-5	NP1-5
Washer, plain, brush screw	—	—	5083-1	5080-6	5080-6	5080-6	5080-6
Bearing bush, commutator end	5975-16	—	—	—	—	—	—
Spring, bearing load	—	—	—	5827-54	5827-54	5827-54	5827-54
Cover band	—	—	5603-105	5827-25	5827-25	5827-25	5827-25
Screw, cover band	—	—	—	5332-32	5332-32	5332-32	5332-32
Nut, cover band	—	—	—	5462-127	5462-127	5462-127	5462-127
Plate, cover, commutator end	—	—	5603-63A	—	—	—	—
Gasket, cover plate	—	—	5603-212A	—	—	—	—
Screw, cover plate	—	—	NS16-10Z1	—	—	—	—
Washer, spring, cover plate	—	—	5244-22	—	—	—	—
Plate, terminal, top	—	—	—	5827-67	5827-67	5827-67	5827-67
Plate, terminal, front	—	—	—	5827-65	5827-65	5827-65	5827-65
Screw, terminal plate	—	—	—	5334-182	5334-182	5334-182	5334-182
Plug, oil	—	—	5337-54	—	—	—	—
Washer, spring, oil plug	—	—	5001-31	—	—	—	—
Condenser	—	—	—	—	—	—	5827-105
Screw, condenser	—	—	—	—	—	—	NS37-5Z1
Washer, lock, condenser screw	—	—	—	—	—	—	NP1-5

For illustrations, see pages D24–D26



C.A.V. GENERATORS

DETAILED SPARE PARTS

Part No.	—	1150110-1	1150150-2	1150202	1151020	1151160-1	1151280
Model	H5512-7	H5512-11 H55A12-11	H5512-15 H55A12-15	H55A12-20	H5524-2	H5524-16 H55A24-16	H5524-28
Armature	A413	A413	A413	A413	A421	A421	A421
Key, armature	NK1-9	NK1-9	NK1-9	NK1-9	NK1-9	NK1-9	NK1-9
Nut, shaft	5330-168	5330-168	5330-168	5330-168	5330-168	5330-168	5330-168
Ballrace, commutator end	NC2-7	NC2-7	NC2-7	NC2-7	NC2-7	NC2-7	NC2-7
Ballrace, drive end	NC2-8	NC2-8	NC2-8	NC2-8	NC2-8	NC2-8	NC2-8
Clamp plate, drive end	5832-14	5832-14	5832-14	5832-14	5832-14	5832-14	5832-14
Rivet, clamp plate	5336-188A	5336-188A	5336-188A	5336-188A	5336-188A	5336-188A	5336-188A
Pin, split, shaft	NJ1-38	NJ1-38	NJ1-38	NJ1-38	NJ1-38	NJ1-38	NJ1-38
Ring, bearing retainer	5832-12	5832-12	5832-12	5832-12	5832-12	5832-12	5832-12
Through bolt	5832-15	5832-15	5832-15	5832-15	5832-15	5832-15	5832-15
Washer, spring, through bolt	5001-31A	5001-31A	5001-31A	5001-31A	5001-31A	5001-31A	5001-31A
Nut, through bolt	NU3-3Z1	NU3-3Z1	NU3-3Z1	NU3-3Z1	NU3-3Z1	NU3-3Z1	NU3-3Z1
Coils, field	F204	F204	F204	F204	F220	F220	F220
Tag, field coils	5459-45	5459-45	5459-45	5459-45	5459-45	5459-45	5459-45
Screw, pole (H55)	5333-99B	5333-99B	5333-99B	—	5333-99B	5333-99B	5333-99B
Screw, pole (H55A)	—	5333-159	5333-159	5333-159	—	5333-159	—
Cover, terminal block	5832-90	5832-90	5832-90	5832-90	5832-90	5832-90	5832-90
Terminal block	5832-80	5832-80	5832-80	5832-80	5832-80	5832-80	5832-80
Screw, terminal block fixing	NS85-1Z1	NS85-1Z1	NS85-1Z1	NS85-1Z1	NS85-1Z1	NS85-1Z1	NS85-1Z1
Brush	5832-32	5832-32	5832-32	5832-32	5832-32A	5832-32A	5832-32A
Spring, brush	5832-35	5832-35	5832-35	5832-35	5832-35	5832-35	5832-35
Screw, brush	NS37-15Z1	NS37-15Z1	NS37-15Z1	NS37-15Z1	NS37-15Z1	NS37-15Z1	NS37-15Z1
Washer, spring, brush screw	5244-22A	5244-22A	5244-22A	5244-22A	5244-22A	5244-22A	5244-22A
Washer, plain, brush screw	5080-6	5080-6	5080-6	5080-6	5080-6	5080-6	5080-6
Spring, bearing load	5832-47	5832-47	5832-47	5832-47	5832-47	5832-47	5832-47
Cover band	5832-209	5832-209A	5832-209	5832-209	5832-209	5832-209	5832-209
Screw, cover band	5332-32	5332-32	5332-32	5332-32	5332-32	5332-32	5332-32
Nut, cover band	5338-1	5338-1	5338-1	5338-1	5338-1	5338-1	5338-1
Plate, cover, commutator end	5832-82	5832-82	5832-82	5832-82	5832-82	5832-82	5832-82
Gasket, cover plate	5832-84	5832-84	5832-84	5832-84	5832-84	5832-84	5832-84
Gasket, drive end cover	5832-57	5832-57	5832-57	5832-57	5832-57	5832-57	5832-57
Screw, end cover	NS37-10Z1	NS37-10Z1	NS37-10Z1	NS37-10Z1	NS37-10Z1	NS37-10Z1	NS37-10Z1
Washer, spring, cover screw	NP1-5	NP1-5	NP1-5	NP1-5	NP1-5	NP1-5	NP1-5
Washer, plain, cover screw	5339-276A	5339-276A	5339-276A	5339-276A	5339-276A	5339-276A	5339-276A
Condenser	—	5603-187A	—	—	—	—	5603-187A
Screw, condenser	—	NS42-2T	—	—	—	—	NS42-2T
Washer, condenser screw	—	NP1-8	—	—	—	—	NP1-8
Nut, condenser screw	—	NU2-2T	—	—	—	—	NU2-2T

For illustrations, see pages D24–D26

VEHICLE APPLICATION REFERENCE

1108020 GH4524-2 Dodge with Perkins R6 engine (power steering) 1958–60; with Leyland 0.350 engine (power steering) 1959–60.	1131200 G5A24-20X Bedford SLO-SSO Truck and SAO Tractor 1954–56.	1150152 H55A12-15 Bedford S Type Bus (Perkins engine) 1957–58; SB Coach and Chassis 1960. Commer 4, 5 and 6 ton Forward Control (Diesel Passenger and Export Canada) 1959–60; 7 ton Forward Control and 10/12 ton Tractor 1959–60; 'Avenger' Coach (Petrol) 1959–60; Fire Tender and Pump Chassis 1959–60.
D5LFA10 Austin Coach 1947–55. Commer 'Commando' (Petrol) 1947–53; 'Commando' (Diesel) 1947; 8 ton Tractor Trailer (Diesel) 1950. Dodge Bus (Perkins P6 engine) 1951–53.	H5512-7 Morris Commercial 'PP' Coach (heavy duty) 1950–51.	1151020 H5524-2 Morris Commercial OP Passenger Chassis (24 volt) 1949–50.
1130090 G5A12-9 Dodge Bus (Perkins P4 and P6 engines) 1954–60.	1150110 H5512-11 Bedford SH Fire Engine Chassis 1951–53.	1151160 H5524-16 Commer 'Avenger' (TS3 Diesel engine, 24 volt) 1954–58.
1131060 G5A24-6 Dodge Models with Leyland 0.350 engine 1958–60.	1150111 H55A12-11 Bedford SB Coach and Chassis 1959.	1151161 H55A24-16 Bedford S Type and SB Coach and Chassis (Leyland Diesel engine) 1960. Commer 'Avenger' (TS3 Diesel engine, 24 volt) 1959–60.
1131090 G5A24-9 Bedford S Type and SB Coach and Chassis (Leyland Diesel engine) 1958–59. Commer 5 and 6 ton 'Superpoise' (Diesel, 24 volt) 1954–60. Dodge with Perkins R6 Diesel engine (24 volt) 1954–58.	1150150 H5512-15 Bedford Bus and SB Coach 1946–58; Fire Engine Chassis 1955–57. Commer 5 and 7 ton Forward Control and 10/12 ton Tractor 1958; 'Avenger' Coach (Petrol) 1949–58; Fire Tender and Pump Chassis 1954–58.	1151280 H5524-28 Bedford SBO Coach 1954–56.


LUCAS

ELECTRIC HORNS


SECTION
E

Model Interpretation

- | | | | |
|------|--|------|---|
| HF | High frequency. | 1235 | All black finish. 4½" diameter. |
| WT | Windtone. | 1441 | Fitted with black tone disc nut and screw type terminals. 3⅝" diameter. |
| 28 | External mounting, chromium plated finish. | 1748 | Under bonnet mounting, grey finish. 5" diameter. |
| 29 | Under bonnet mounting, black finish, detachable flare. | 1849 | 3⅝" diameter. |
| 614 | Under bonnet mounting, black finish, non-detachable flare. | H | High note. |
| 618 | Under bonnet mounting, black finish, non-detachable flare. | L | Low note. |
| 1234 | Black and chromium plated finish. 4½" diameter. | M | Mute. |
| | | U | Loud tone (Export only). |




For detailed spare parts, see pages E2-E5



ELECTRIC HORNS

DETAILED SPARE PARTS



Part No.	†69002A/B WT29 Low Black 12 (069504)	†69003A/B WT29 High Black 12 (069504)	‡69004A/D WT29 Low Black 12 —	‡69005A/D WT29 High Black 12 —	*69006A/D WT28 Low Chromium 12 —	*69007A/D WT28 High Chromium 12 —	†69008A/B WT29 Low Black 12 (69054)	*69011A/J WT614 Low Black 12 —
§Bracket	690617	690617	—	—	690617	690617	690617	690617
Flare	690794	690794	690794	690794	690795	690795	690794	—
Gauze	—	—	—	—	690791	690791	—	—
Screw, flare fixing	144484	144484	144484	144484	144484	144484	144484	—
§Cover	600805	600805	600805	600805	600805	600805	600805	702575
Grommet, cover	690936	690936	690995	690995	690937	690937	690936	—
Support, cover	702626	702626	702626	702626	702626	702626	702626	702626
§Diaphragm	690813	690813	690813	690813	690813	690813	690813	702836
Washer, diaphragm packing ..	702569	702569	702569	702569	702569	702569	702569	702569
Contact set	690741	690741	690741	690741	690741	690741	690741	702687
Terminal block	690740	690740	690740	690740	690740	690740	690740	702683
§Resistance	702720	702720	702720	702720	702720	702720	702720	702720
§Sundry parts, set	690953	690953	690953	690953	690953	690953	690953	702722

Part No.	*69012A/J WT614 High Black 12 —	†69013A/B WT29 Low Black 12 (69054)	*69019A/B WT28 Low Chromium 12 —	*69020A/B WT28 High Chromium 12 —	†69021A WT29 Low Black 12 (069504)	†69022A WT29 High Black 12 (069504)	*69025A/B WT28 Low Chromium 12 —	*69026A WT28 High Chromium 12 —
§Bracket	690617	690617	690617	690617	690617	690617	690617	690617
Flare	—	690794	690795	690795	690794	690794	690795	690795
Gauze	—	—	690791	690791	—	—	690791	690791
Screw, flare fixing	—	144484	144484	144484	144484	144484	144484	144484
§Cover	702575	600805	690818	690818	600805	600805	690818	690818
Grommet, cover	—	690936	690936	690936	690936	690936	690936	690936
Support, cover	702626	702626	702626	702626	702626	702626	702626	702626
§Diaphragm	702851	690813	690813	690813	690813	690813	690813	690813
Washer, diaphragm packing ..	702569	702569	702569	702569	702569	702569	702569	702569
Contact set	702687	690741	690741	690741	690741	690741	690741	690741
Terminal block	702683	690740	690740	690740	690740	690740	690740	690740
§Resistance	702720	702720	702720	702720	702720	702720	702720	702720
§Sundry parts, set	702722	690953	690953	690953	690953	690953	690953	690953

Note. For replacement horn spare parts, see appropriate column under part number * See Supersession Chart
 † When ordering, quote part number shown in brackets ‡ Return unit for possible repair § Recommended spares for stock

ELECTRIC HORNS



DETAILED SPARE PARTS

Part No.	†69032A	†69033A	†69040A/B	†69041A/B	†69042A/B	†69044A/F	†69045A	69046A/F
Model	WT29U	WT29U	WT614	WT614	WT614	WT614	WT614	WT618
Note	Low	High	Low	Low	High	Low	High	Low
Finish	Black	Black	Black	Black	Black	Black	Black	Black
Voltage	12	12	12	24	24	12	12	12
Replaced by (see footnote)	(069504)	(069504)	(69054)	(69060)	(69061)	(69062)	(69063)	—
§Bracket	690617	690617	690617	690617	690617	690617	690617	707095
Flare	690794	690794	—	—	—	—	—	—
Screw, flare fixing	144484	144484	—	—	—	—	—	—
§Cover	702260	702260	702575	702575	702575	702575	702575	702575
Grommet, cover	690936	690936	—	—	—	—	—	—
Support, cover	702626	702626	702626	702626	702626	702626	702626	702626
§Diaphragm	690813	690813	702836	702836	702851	702836	702851	702836
Washer, diaphragm packing	702569	702569	702569	702569	702569	702569	702569	702569
Contact set	702687	702687	702687	702687	702687	702687	702687	702687
Terminal block	702683	702683	702683	702683	702683	702683	702683	—
§Resistance	702720	702720	702720	702733	702733	702720	702720	—
§Terminal block and resistance Mute	—	—	702614	—	—	—	—	702886
§Sundry parts, set	690953	690953	702722	702722	702722	702722	702722	702722

Part No.	69047A/F	69054A/E	69055A/F	69056A/F	69060A	69060B	69061A/D	69062A/B
Model	WT618	WT618	WT618	WT618	WT614	WT614	WT614	WT614
Note	High	Low	Low	High	Low	Low	High	Low
Finish	Black	Black	Black	Black	Black	Black	Black	Black
Voltage	12	12	24	24	24	24	24	12
§Bracket	707095	707095	707095	707095	707095	707095	707095	690617
§Cover	702575	702575	702575	702575	702575	702575	702575	702575
Support, cover	702626	702626	702626	702626	702626	702626	702626	702626
§Diaphragm	702851	702836	54680138	54680139	54680138	54680138	54680139	702836
Washer, diaphragm packing	702569	702569	702569	702569	702569	702569	702569	702569
Contact set	702687	702687	702687	702687	702687	702687	702687	702687
Terminal block and resistance Mute	702886	702886	702886	702886	702886	704237	702886	702886
§Sundry parts, set	702722	702722	702722	702722	702722	702722	702722	702722

Part No.	69063B	69070A/D	69070E	69071A/D	69071E	69076A/D	69077A/D	69078A/D
Model	WT614	WT618	WT618	WT618	WT618	WT618	WT618	WT618
Note	High	High	High	Low	Low	Low	High	Low
Finish	Black	Black	Black	Black	Black	Black	Black	Black
Voltage	12	12	12	12	12	12	12	12
§Bracket	690617	707095	707095	707095	707095	707095	707095	707095
§Cover	702575	702575	702575	702575	702575	702575	702575	702575
Grommet, cover	—	—	690995	—	690995	690995	690995	690995
Support, cover	702626	702626	702626	702626	702626	702626	702626	702626
§Diaphragm	702851	702851	702851	702836	702836	702836	702851	702836
Washer, diaphragm packing	702569	702569	702569	702569	702569	702569	702569	702569
Contact set	702687	702687	702687	702687	702687	702687	702687	702687
Terminal block and resistance Mute	702886	702886	702886	702886	702886	702886	702886	702886
§Sundry parts, set	702722	702722	702722	702722	702722	702722	702722	702722

For illustrations, see page E2

Note. For replacement horn spare parts, see appropriate column under part number
§ Recommended spares for stock

† When ordering, quote part number shown in brackets



ELECTRIC HORNS

DETAILED SPARE PARTS

Part No.	69079A/D	†69080A/B	†69081A/B	69082A/D	†69083A/B	†69084A/B	†69085A	†69086A	69087A
Model	WT618	WT618	WT618	WT618	WT618	WT618	WT618	WT618	WT618
Note	High	Low	High	Low	Low	High	High	Low	Low
Finish	Black	Black	Black	Black	Black	Black	Black	Black	Black
Voltage	12	12	12	12	12	12	24	24	12
Replaced by (see footnote)	—	(69076)	(69077)	—	(69046)	(69047)	(69056)	(69055)	—
§Bracket	707095	707095	707095	707095	707095	707095	707095	707095	707095
§Cover	702575	702575	702575	702575	702575	702575	702575	702575	702575
Grommet, cover	690995	690995	690995	690995	—	—	—	—	—
Support, cover	702626	702626	702626	702626	702626	702626	702626	702626	702626
§Diaphragm	702851	702836	702851	702836	702836	702851	54680139	54680138	702836
Washer, diaphragm packing	702569	702569	702569	702569	702569	702569	702569	702569	702569
Contact set	702687	702687	702687	702687	702687	702687	702687	702687	702687
Terminal block and resistance	702886	702886	702886	702886	702886	702886	702886	702886	702886
§Sundry parts, set	702772	702722	702722	702722	702722	702722	702722	702722	702722

Part No.	†69088A	†69089A	69090A	69091A/B	69092A/B	69092D	69108A	69109A
Model	WT618	WT618	WT618	WT618	WT618	WT618	WT618	WT618
Note	Low	High	High	High	Low	Low	Low	High
Finish	Black	Black	Black	Black	Black	Black	Black	Black
Voltage	12	12	12	12	12	12	12	12
Replaced by (see footnote)	(69082)	(69070)	—	—	—	—	—	—
§Bracket	707095	707095	707095	707095	707095	707095	707095	707095
§Cover	702575	702575	702575	54680574	54680574	54680655	702575	702575
Grommet, cover	690995	690995	—	—	—	—	690995	690995
Support, cover	702626	702626	702626	702626	702626	702626	702626	702626
§Diaphragm	702836	702851	702851	702851	702836	702836	702836	702851
Washer, diaphragm packing	702569	702569	702569	702569	702569	702569	702569	702569
Contact set	702687	702687	702687	702687	702687	702687	702687	702687
Terminal block and resistance	702886	702886	702886	54680536	54680536	54680536	702886	702886
§Sundry parts, set	702722	702722	702722	702722	702722	702722	702722	702722

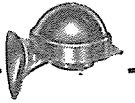
Part No.	†70001A/F	†70025A/E	†70026A/E	70048A/J	†70063A/F	70067A/H	70070A/H	†70071A/F	†70092A
Model	HF1441	HF1444	HF1444	HF1441	HF1748	HF1748	HF1748	HF1748	HF1441
Note	—	—	—	—	Low	Low	High	High	—
Finish	Black	Black	Black	Black	Poly-chromatic Grey	Black	Black	Poly-chromatic Grey	Black
Voltage	6	6	12	6	12	12	12	12	6
Replaced by (see footnote)	(70048)	(70140)	(069344)	—	(069448)	—	—	(069474)	(70140)
§Bracket	700776	700776	700776	701851	704651	704651	704651	704651	700776
Tone disc, flat or dished	701829	701829	701829	701829	703626	703626	703626	703626	701829
Nut, tone disc	178931	178931	178931	178931	703663	703663	703663	703663	178931
Washer, cover and diaphragm packing	—	—	—	—	703628	703628	703628	703628	—
§Diaphragm and armature	700714	700714	700714	700714	703726	703726	703727	703727	700714
Nut, diaphragm locking	184000	184000	184000	184000	701314	701314	701314	701314	184000
§Contact set	703233	703233	703233	703233	703722	703722	703722	703722	703233
Terminal block	703004	703004	703004	703004	—	—	—	—	703004
Seal, rubber, terminal plate	—	—	—	—	704742	704742	704742	704742	—
§Sundry parts, set	703235	703235	703235	703235	703724/S	703724/S	703724/S	703724/S	703235

For illustrations, see page E2

Note. For replacement horn spare parts, see appropriate column under part number
§ Recommended spares for stock

† When ordering, quote part number shown in brackets

ELECTRIC HORNS



DETAILED SPARE PARTS

Part No.	70140A	70141A/B	70142A/D	†70146A/B	†069206	†069207	†069213
Model	HF1441	HF1849	HF1849	HF1849	HF1235	HF1228	HF1235
Finish	Black	Zinc Plated	Black and Chromium	Black	Black	Black	Black
Voltage	6	12	6	6	12	12	12
Replaced by (see footnote)	—	—	—	(70142)	(069344)	(069248)	(069344)
§Bracket	700776	—	—	—	701686	701639	701639
Grille or foot	—	—	—	—	—	‡701494	—
Tone disc, flat	701829	—	—	—	700213	700213	700213
Tone disc, corrugated	—	705108	705108	705108	703339	—	703339
Nut, tone disc	178931	—	705114	—	178931	178931	178931
Screw, adjusting	—	705098	705098	705098	—	—	—
Nut, adjusting screw	—	165498	166019	165498	—	—	—
Washer, adjusting screw	—	131674	131674	131023	—	—	—
Cover	—	705085	705085	705085	—	701909	—
Grommet, cover	—	—	—	—	—	729378	—
Screw, cover and bracket fixing	—	—	—	—	141666	—	141666
Screw, cover fixing	—	113030	113030	113030	144500	116841	144500
Ring, cover sealing	—	705068	705068	705068	—	—	—
Support, cover	—	705086	705086	705086	—	—	—
Washer, cover and diaphragm pack- ing	—	—	—	—	700238	700238	700238
§Diaphragm and armature	700714	—	—	—	¶703112	703112	¶703112
Nut, diaphragm locking	184000	—	—	—	¶703988	—	¶703988
§Contact set	703233	—	—	—	¶184000	—	¶184000
Terminal block	703004	—	—	—	703233	700230	703233
§Sundry parts, set	703235	—	—	—	703004	703004	703004
					703235	—	703235

Part No.	†069214	069225	069248	069343	069344	†069348	†069376
Model	HF1235	HF1234	HF1234	HF1235	HF1235	HF1235	HF1235
Finish	Black	Black and Chromium	Black and Chromium	Black	Black	Black	Black
Voltage	6	6	12	6	12	6	6
Replaced by (see footnote)	(069343)	—	—	—	—	(069343)	(069343)
§Bracket	701639	701686	701639	700168	701639	701686	701686
Tone disc, flat	700213	700213	700213	700213	700213	700213	700213
Tone disc, corrugated	703339	703339	703339	703339	703339	703339	703339
Nut, tone disc	178931	178931	178931	178931	178931	178931	178931
Grommet, cover	141666	145481	145481	141666	141666	141666	141666
Screw, cover and bracket fixing	144500	145491	145491	144500	144500	144500	144500
Washer, cover and diaphragm pack- ing	700238	700238	700238	700238	700238	700238	700238
§Diaphragm and armature	¶703112	¶703112	¶703112	¶703112	¶703112	¶703112	¶703112
Nut, diaphragm locking	¶703988	¶703988	¶703988	¶703988	¶703988	¶703988	¶703988
§Contact set	¶184000	¶184000	¶184000	¶184000	¶184000	¶184000	¶184000
Terminal block	703233	703233	703233	703233	703233	703233	703233
§Sundry parts, set	703004	703004	703004	703004	703004	703004	703004
	703235	703235	703235	703235	703235	703235	703235


Part No.	†069399	069405	†069430	069448	069474	069504	†069515
Model	HF1235	HF1235	HF1235	HF1748	HF1748	WT618	HF1235
Note	—	—	—	Low	High	—	—
Finish	Black	Black	Black	Grey	Grey	Black	Black
Voltage	12	24	24	12	12	12	12
Replaced by (see footnote)	(069344)	—	(069405)	—	—	—	(069344)
§Bracket	701686	701686	701639	704651	704651	—	703280
Grille or foot	—	—	—	§700920	§700920	—	—
Tone disc, flat	700213	700213	700213	703626	703626	This number	700213
Tone disc, corrugated	703339	703339	703339	—	—	consists of	703339
Nut, tone disc	178931	178931	178931	703663	703663	WT618	178931
Screw, cover and bracket fixing	141666	141666	141666	—	—	matched	141666
Screw, cover fixing	144500	144500	144500	—	—	pair	144500
Washer, cover and diaphragm pack- ing	700238	700238	700238	703628	703628	69046	700238
§Diaphragm and armature	¶703112	¶703112	¶703112	703726	703727	(low note)	¶703112
Nut, diaphragm locking	¶703988	¶703408	¶704308	701314	701314	and	¶703988
§Contact set	¶184000	¶184000	¶184000	703722	703722	69047	¶184000
Terminal block	703233	703233	703233	—	—	(high note)	703233
Seal, rubber, terminal plate	703004	703004	703004	—	—	—	703004
§Sundry parts, set	703235	703235	703235	704742	704742	—	703235
				703724	703724	—	

For illustrations, see page E2

Note. For replacement horn spare parts, see appropriate column under part number
§ Recommended spares for stock ¶ For use with flat tone disc and fixed air gap

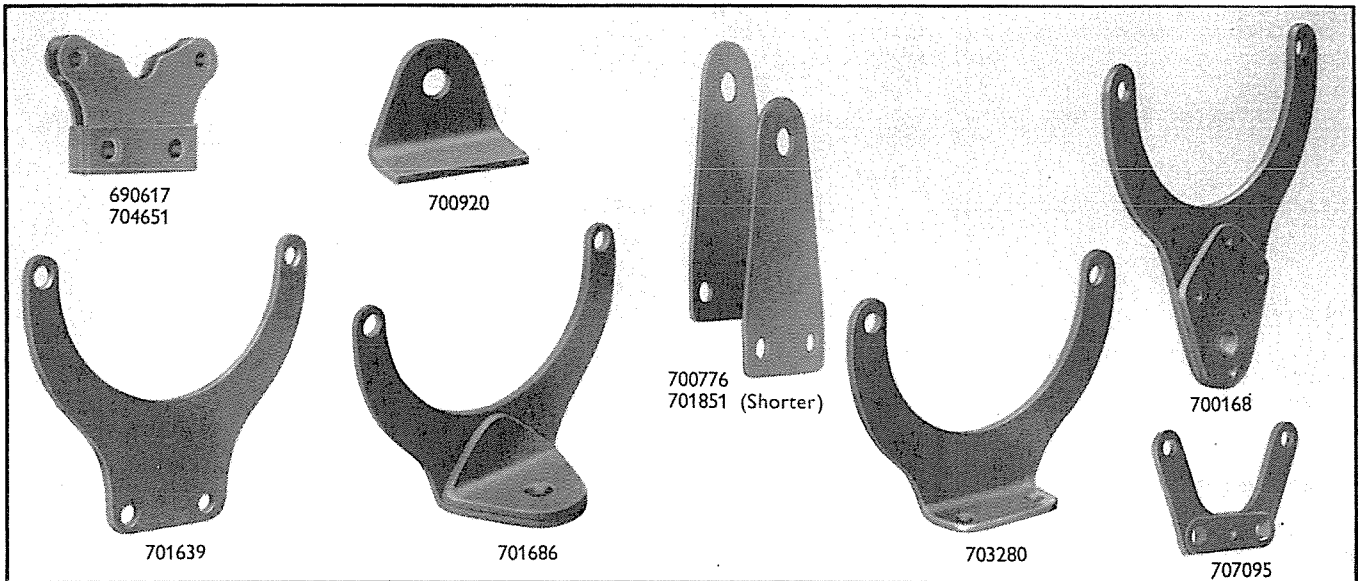
† When ordering, quote part number shown in brackets
¶ For use with corrugated tone disc and adjustable air gap

‡ Grille
§ Fixing foot



ELECTRIC HORNS

HORN BRACKETS

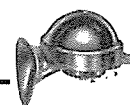


Part No.	Horn Model	Horn to Bracket		Bracket to Mounting		Part No.	Horn Model	Horn to Bracket		Bracket to Mounting	
		Fixing hole diameter	Fixing hole centres	Fixing hole diameter	Fixing hole centres			Fixing hole diameter	Fixing hole centres	Fixing hole diameter	Fixing hole centres
690617 704651	WT28 WT29 WT614	.281"	2.625"	.316"	1.25"	701686	HF1234 HF1235	.266"	4.00"	.406"	—
700168	HF1234 HF1235	.266"	4.00"	.406"	—	701851	HF1441	.390"	—	.191"	1.25"
700776	HF1441 HF1444	.390"	—	.265"	1.25"	703280	HF1234 HF1235	.265"	4.00"	.266"	1.25"
700920	HF1235	.231"	1.25"	.406"	—	704651	HF1748	.252"	2.25"	.316"	1.25"
701639	HF1228 HF1235	.234"	4.00"	.266"	1.25"	707095	WT618	.228"	2.281"	.266"	1.25"

HORN PUSHES


Part No.	Model	Method of Fixing	Special Features	Replaced by
31000	48	2" clip	Black finish	31269 and 380260 clip
31010	48	1 1/4" clip	Black finish	31269 and 380527 clip
31071	SS5	Single hole; nut fixing	Chrome bezel; plain black knob	31107
31107	SS5	Single hole; nut fixing	Chrome bezel; plain walnut knob	—
31269	48	Flat base	Black finish	—
76201	HP19	2-hole flange fixing	Brown; button marked 'BELL'	—
76204	4A	3/8" clip	Chrome	—
76205	HP19	2-hole flange fixing	Moulded body; black knob	—
76208	HP19S	2-hole fixing	Moulded body; cream knob	76218
76210	4A	1" clip	Chrome	—
76211	HP19	2-hole flange fixing	Moulded body; cream knob	76205
76213	4A	2-hole fixing	Similar to 76210, but less clip	76210
76216	HP19	2-hole flange fixing	Moulded body; brown knob	—
76218	HP19	2-hole fixing	Moulded body; black knob	—
76224	HP79	Push-on; retaining spring clip	Black finish	—
76225	HP18A	Push-on; retaining spring clip	Black cover and knob	—
76228	HP19	2-hole flange fixing	Black cover and knob	76205
76229	HP79	Push-on; retaining spring clip	Grey cover; silvered button	—
76231	HP79	Push-on; retaining spring clip	Dummy horn push; grey cover; decorative button	—

HORN PUSHES



Model Interpretation

4A	Horn push; chromium plated; bar fixing.	HP79	Horn push; retaining spring clip fixing.
SS5	Horn push; single nut fixing; non-detachable knob.	48	Horn push.
HP18A	Horn push; hexagonal metal body.	HD77	Combined horn push and dipper switch.
HP19	Horn push; moulded body and knob	HD78	Combined horn push and dipper switch.
25SA	Combined horn push and dipper switch		



DETAILED SPARE PARTS

Part No.	†31000A 48 (31269 and clip 380260)	†31010A/B 48 (31269 and clip 380527)	†31071A SS5 (31107)	31107A SS5	31269A 48	76201A/D HP19
Model						
Replaced by (see footnote)						
Button and cover	380737	380737	—	—	380737	—
Contact mount	380722	380722	—	—	380722	—
§Screw, terminal	120610	120610	120584	120584	120610	144910
Clip, fixing	380260	380527	—	—	—	—
§Screw, fixing	113156	113156	—	—	113156	—
§Nut, fixing	—	—	180670	180670	166160	—
Washer, spring	—	—	185188	185188	—	—
Washer, fixing	—	—	158350	158350	185012	—
Base, insulating	380731	380731	—	—	380731	—
Base, diecasting	380738	380738	—	—	—	—

Part No.	76204A 4A	76205A/D HP19	†76208A/D HP19S (76218)	76210A/D 4A	†76211A/D HP19 (76205)	†76213A/D 4A (76210)
Model						
Replaced by (see footnote)						
§Screw, terminal	119520	144910	144910	119520	144910	119520
Clip, fixing	762229	—	—	762250	—	—
§Screw, fixing	135481	—	—	135481	—	—
§Nut, fixing	169147	—	—	169147	—	—

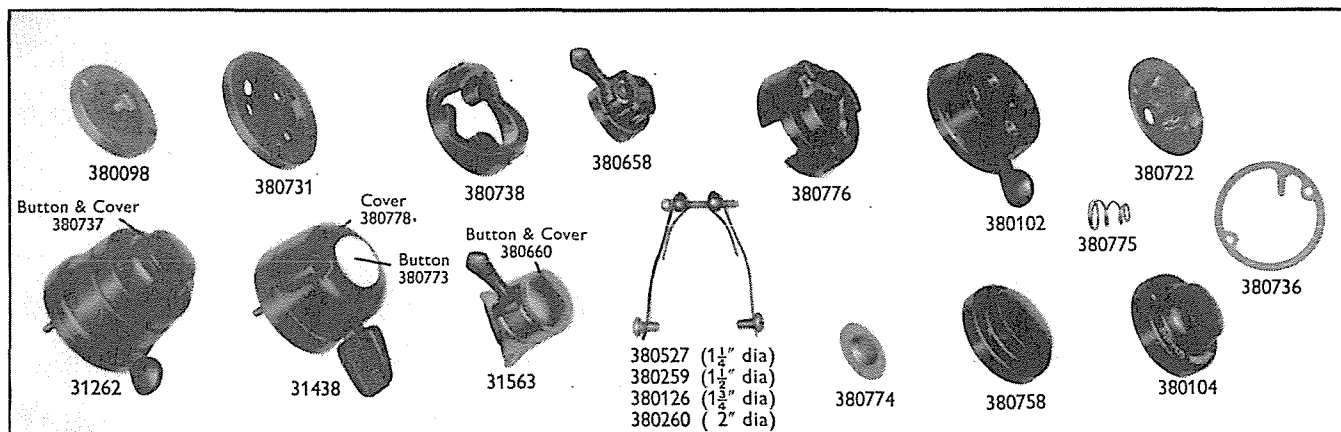
Part No.	76216A/B HP19	76218B HP19S	76224B/D HP79	76225A HP18A	†76228A/B HP19 (76205)	76229A HP79	76231A HP79
Model							
Replaced by (see footnote)							
Button or knob	—	—	380824	—	—	380545	380548
Cover	—	—	380823	—	—	380859	380859
§Screw, terminal	144910	144910	—	—	144910	—	—
Contact set, with spring	—	—	380837	—	—	380837	—
Set of fixing parts	—	—	380838	—	—	380838	380838

Note. For replacement horn push spare parts, see appropriate column under part number
 § Recommended spares for stock

† When ordering, quote part number shown in brackets



HORN PUSH AND DIPPER SWITCHES



Part No.	Model	Method of Fixing	Special Features	Replaced by
†31040	HD77	1 1/2" clip	Black finish; insulated return	31262
†31061	17	1 1/2" clip	Black finish; cover marked 'D' 'H'	31262
31076	17	Flat base; 1 1/2" fixing screws	Black finish; cover marked 'D' 'H'	31262
31262	HD77	Flat base; 1 1/2" fixing screws	Black finish; insulated return	—
31263	HD77	Flat base; 2" fixing screws	Black finish; insulated return	31262
†31305	17	1 1/2" clip	Brown finish; cover marked 'D' 'H'	31262
†31324	HD77	1 1/2" clip	Black finish; earth return	31262
31325	HD77	Flat base; 2-hole fixing	Black finish; earth return	31262
31326	17	1 1/2" screw	Black finish	31262
†31329	17	1 1/2" clip	Black finish; cover marked 'D' 'H'	31262
†31386	17	1 1/2" clip	Brown finish; cover marked 'D' 'H'	31262
31418	17	Flat base; 1 1/2" fixing screws	Black finish; cover marked 'D' 'H'	31262
31438	HD78	2-hole clamp fixing	White button; black cover	—
31442	17	Flat base	Brown finish; cover marked 'D' 'H'	31262
31563	25SA	2-hole flange fixing	Plated cover and button; black lever	—
380148	16	Flat base; 2-hole fixing	Black finish; cover marked 'D' 'H'	31262
†380150 (†31329)	17	1 1/2" clip	Black finish; cover marked 'D' 'H'	31262
380168	28	Flat base; 2-hole fixing	Black finish	31262
380191 (†31418)	17	Flat base; 1 1/2" fixing screws	Black finish; cover marked 'D' 'H'	31262
380234	15A	Flat base; 2-hole fixing	Black finish	31262

† In the interests of standardisation, this unit is now serviced by a standard replacement which is supplied less diecast base and clip. Past experience has shown that in normal circumstances the original base and clip do not need replacing and can be refitted to the new switch. However, should the replacement of these parts be necessary, they may be ordered separately.

The parts available are as follows:

Clip, 1 1/4" diameter Part No. 380527 Clip, 1 1/4" diameter Part No. 380126 Base, diecast Part No. 380738
 Clip, 1 1/2" diameter Part No. 380259 Clip, 2" diameter Part No. 380260

‡ Five figure number allocated

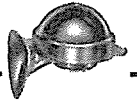
DETAILED SPARE PARTS

Part No.	†31040A/D	†31061A	†31076A	31262A/B	†31263A	31305A
Model	HD77	17	17	HD77	HD77	17
Replaced by (see footnote)	(31262 and clip 380259)	(31262 and clip 380527)	(31262)	—	(31262)	(31262 and clip 380259)
Button and cover	380737	380758	380758	380737	380737	380758
Contact mount or shell	380722	380098	380098	380722	380722	380098
Base or body and lever	380738	380738	—	—	—	380738
Base, insulating	380731	380731	380731	380731	380731	380731
Body and contact	380102	380102	380102	380102	380102	380102
§Screw, terminal	120610	124300	124300	120610	120610	124300
§Nut, fixing	—	—	166160	166160	166160	—
Screw, fixing	113417	113156	113156	113417	113417	113156
Washer, fixing screw	—	—	185012	185012	185012	—
Clip, fixing	380259	380527	—	—	—	380259

Note. For replacement horn push spare parts, see appropriate column under part number
 § Recommended spares for stock

† When ordering, quote part number shown in brackets

HORN PUSH AND DIPPER SWITCHES



DETAILED SPARE PARTS

Part No.	†31324A HD77 (31262 and clip 380259)	†31325A HD77 (31262)	†31326A 17 (31262)	†31329A 17 (31262 and clip 380259)	†31386A 17 (31262 and clip 380527)	†31418A 17 (31262)	31438A/B HD78 —
Button and cover	380737	380737	380758	380758	380758	380758	— 380773
Button or knob	—	—	—	—	—	—	‡380774
Contact mount or shell	380722	380722	380098	380098	380098	380098	380775
§Spring, contact	—	—	—	—	—	—	380778
§Cover	—	—	—	—	—	—	—
Base or body and lever	380738	—	—	380738	380738	—	—
Base, insulating	380731	380731	380731	380731	380731	380731	—
Body and contact	380102	380102	380102	380102	380102	380102	380776
§Screw, terminal	120610	120610	124300	124300	124300	124300	135481
§Washer, terminal screw	—	—	—	—	—	—	185012
Screw, earth terminal	—	—	—	—	—	—	106734
§Nut, fixing	—	166160	166160	—	—	—	166160
Screw, fixing	113417	113417	113156	113156	113156	113156	113156
Washer, fixing screw	—	185012	185012	—	—	—	185012
Clip, fixing	380259	—	—	380259	380527	—	—
Connector, earth	380736	380736	—	—	—	—	—

Part No.	†31442A 17 (31262)	31563A/D 25SA —	†380148 16 (31262)	†380150 17 (31262 and clip 380259)	†380168 28 (31262)	†380191 17 (31262)	†380234 15A (31262)
Button and cover	380758	380660	—	—	380104	—	—
Contact mount or shell	380098	—	—	—	380105	—	—
Base or body and lever	—	380658	—	380738	—	—	—
Base, insulating	380731	—	—	—	—	—	—
Body and contact	380102	—	—	—	—	—	—
§Screw, terminal	124300	120610	—	124300	124300	124300	—
§Nut, fixing	166160	—	—	—	—	—	—
Screw, fixing	113156	—	—	—	113417	—	—
Washer, fixing screw	185012	—	—	—	—	—	—
Clip, fixing	—	—	—	380259	—	—	—

VEHICLE APPLICATION REFERENCE

HORNS

69046 WT618. Windtone; black finish; low note; 12 volt.
 69047 WT618. Windtone; black finish; high note; 12 volt.
 A.C. Cars 16 1957; 'Ace' and 'Aecca' 1955-60.
 Alvis 3 litre 1956-57.
 Armstrong Siddeley All Models (later) 1955-60.
 Aston Martin All Models 1955-60.
 Austin A35 1957-60; A40 1955-56 and 1959-60;
 A50 1955-57; A55 1958-60; A90 and A95
 1955-59; A99 1959-60; A105 and 'Princess'
 Mk. IV 1957-59; A135, 'Princess', Ambulance,
 Hearse and Hire Car 1956-60; 'Metropolitan'
 1957-60; '152' Range 1957-60; LD Models,
 '301' Range, Series III (optional) and Series IVFF
 Trucks, Petrol Tanker, Coach and '101' Van
 1959-60; Series IVFG Trucks 1960.
 Bedford SB Type Coach and Chassis 1956-58.
 Bristol '405' 1956-58.
 Citroen All Models (except 2CV) 1955-60.
 Commer ED Van and Pick-up Truck 1955-60;
 'Cob' and 'Superpoise' 1957-60; 4 and 6 ton
 Forward Control 1959-60; 5 and 7 ton Forward
 Control, 'Avenger' Fire Tender or Pump
 1956-60.
 Daimler All Models 1955-60.
 Dodge All 12 volt Models (alternative fitment)
 1956-60.
 Elva 'Courier' 1959-60.
 Fairthorpe All Models (optional) 1959-60.
 Hillman 'Minx' 1955-59; 'Husky' Series I 1955-60.
 Humber 'Hawk' 1955-60; 'Super Snipe' 1956-60.
 Jensen '541' and '541R' 1954-60.
 Karrier 'Bantam' and 1½ ton Passenger 1957-60;
 'Gamecock' (later) 1956-60.


69046 and 69047—continued
 Lagonda 3 litre 1958.
 Lanchester 'Sprite' 1955-56.
 Layton 'Jomar' (T.V.R.) 1959-60.
 M.G. 'Midget' 1955; MGA and 'Magnette'
 1956-60.
 Morris 'Minor' (Export U.S.A. and Canada) 1956;
 'Minor 1000' 1957-60; 'Cowley' (Export U.S.A.
 and Canada) 1955-56; 'Cowley' 1957-59;
 'Oxford' and 'Hindustan' 1956-60; 'Isis' 1956-58;
 Quarter Ton Van (G.P.O.) 1954-60; Half Ton
 Van and Pick-up Truck 1956-60.
 Morris Commercial 'JB' Van, LC and LD Models
 1959-60; 'J2' 1957-60; Series III and Series
 IVFF Trucks (optional) 1958-60; Series IVFG
 Trucks 1960.
 Nash 'Metropolitan' 1957-60.
 Peerless 'Gran Turismo' 1959-60.
 Reliant 'Regent Four' Van 1960.
 Riley All Models 1956-60.
 Rover All Models (except 'Landrover') 1956-60.
 Singer 'Hunter' and 'S' Model 1956; 'Gazelle'
 1957-59.
 Smith's Delivery Vehicles Mobile Shop (alternative)
 1956-58.
 Standard 'Eight', 'Ten', 'Companion' and 6 cwt.
 (later) 1956-57; 'Vanguard' and 12 cwt. Models
 1956-60.
 Sunbeam 'Alpine' Models 1955-57 and 1959-60;
 'Rapier' 1956-59.
 Tornado 'Typhoon' 1959-60.
 Triumph TR2 and TR3 1956-60.
 Vauxhall 'Victor' 1958; 'Wyvern' and 'Velox'
 1956-57.
 Wolseley All Models (later) 1956-60.

69054 WT618. Windtone; black finish; special
 muted tone; 12 volt.
 Austin Taxi 1948-60.
 Beardmore Taxi Mk. VII 1955-58.
 Morris 'Oxford' Taxi and Hire Car 1947-51.
 69055 WT618. Windtone; black finish; low note;
 24 volt.
 69056 WT618. Windtone; black finish; high note;
 24 volt.
 Bedford SB Type Coach and Chassis (24 volt)
 1958.
 Commer 'Avenger' (Rootes TS3 Diesel engine)
 1954-56.
 Dodge 24 volt models 1954-60.
 69060 WT614. Windtone; black finish; low note;
 24 volt.
 69061 WT614. Windtone; black finish; high note;
 24 volt.
 Commer 'Avenger' (Rootes TS3 Diesel engine)
 1955.
 Dodge (Perkins R6 Diesel Models) 1954-58.
 69062 WT614. Windtone; black finish; low note;
 12 volt.
 69063 WT614. Windtone; black finish; high note;
 12 volt.
 Bentley Mk. VII 1952-54; 'Continental' 1952-57;
 Model 'S' 1955-57.
 Rolls-Royce 'Silver Wraith' 1952-54; 'Silver Dawn'
 1953-55.

Note. For replacement horn push spare parts, see appropriate column under part number
 † Contact plate § Recommended spares for stock

† When ordering, quote part number shown in brackets

continued



HORN PUSH AND DIPPER SWITCHES

VEHICLE APPLICATION REFERENCE—*continued*

HORNS—*continued*

- 69070 WT618. Windtone; black finish; high note; 12 volt.
69071 WT618. Windtone; black finish; low note; 12 volt.
Bentley Model 'S' Saloon (Export U.S.A.) 1958-59.
Rolls-Royce 'Silver Cloud' 1956-59.
- 69074 WT29. Windtone; black finish; low note; 12 volt.
69075 WT29. Windtone; black finish; high note; 12 volt.
Bentley 4½ litre 1946-51.
Rolls-Royce 'Silver Wraith' 1946-51.
- 69076 WT618. Windtone; black finish; low note; 12 volt.
Bentley Model 'S' and 'Continental' (Export France) 1958-59.
Rolls-Royce 'Silver Wraith' 1955-59; 'Silver Cloud' (Export France) 1956-59.
- 69077 WT618. Windtone; black finish; high note; 12 volt.
Bentley Model 'S' and 'Continental' 1958-59.
Rolls-Royce 'Silver Wraith' 1955-59; 'Silver Cloud' 1956-59.
- 69078 WT618. Windtone; black finish; low note; 12 volt.
69079 WT618. Windtone; black finish; high note; 12 volt.
Rolls-Royce 'Silver Wraith' (special body) 1955-59.
- 69082 WT618. Windtone; black finish; low note; 12 volt.
Bentley Model 'S' and 'Continental' 1958-59.
Rolls-Royce 'Silver Cloud' 1956-59.
- 69087 WT618. Windtone, uprated; black finish; low note; 12 volt.
Alvis 3 litre 1958-60.
Austin B.M.C. 3 litre 'Princess' 1960.
Standard 'Ensign' 1959-60.
Triumph 'Herald' 1959-60.
- 69090 WT618U. Windtone, uprated; black finish; high note; 12 volt.
Alvis 3 litre 1958-60.
Austin B.M.C. 3 litre 'Princess' 1960.
Triumph 'Herald' (optional) 1959-60.
- 69091 WT618. Windtone; black finish; high note; Lucar connectors; 12 volt.
69092 WT618. Windtone; black finish; low note; Lucar connectors; 12 volt.
Commer ½ ton Forward Control Van and Passenger and 'Cob' Series II 1960.
Hillman 'Minx' De Luxe Series IIIA 1959-60; 'Husky' Series II 1960.
Singer 'Gazelle' IIIA 1959-60.
Sunbeam 'Rapier' III 1959-60.
- 69108 WT618. Windtone; black finish; low note; 12 volt.
69109 WT618. Windtone; black finish; high note; 12 volt.
Bentley Model 'S2' 1960.
Rolls-Royce 'Silver Cloud' II 1960.
- 70048 HF1441. High frequency; black finish; 6 volt.
Batavus 3-wheeler 1949.
Douglas 'Handy Van' 1949-50.
George Fitt Invalid Carriage 1951-55.
Invacar Invalid Carriage 1951-55.
Light Delivery Vans 'Bi-Van' and 'Tri-Van' 1949-51.
Leonard Gundle 'Handy Motor' 1951-55.
Reliant All 6 volt Models 1946-55.
Standard 8 1946-48.
Vernon's Industries Invalid Carriage 1951-54.
Wessex Industries Delivery Van 1952-55.
- 70067 HF1748. High frequency; black finish; low note; 12 volt.
70070 HF1748. High frequency; black finish; high note; 12 volt.
Bentley Mk. VI and Mk. VII (Export) 1951-54; 'Continental' Sports 1952-54 and 1960.
Rolls-Royce 'Silver Wraith' (Export) and 'Silver Dawn' (Export) 1953-59.
- 70140 HF1441. High frequency; black finish; 6 volt.
Barrett 'Midget' Invalid Car 1954; All-weather 1954-55.
Bedford 5/6 and 10/12 cwt. Van 1946-47; 30 cwt., 2/3, 3/4 and 5 ton Trucks and Tractor 1946-50.
Reliant 'Regal' Car 1956-58; 5 cwt. Van (6 volt) 1956-59.
Tippen Invalid Carriage 1955-56.
Vauxhall 10 and 12 1946-47.
- 70141 HF1849. High frequency; black finish; 6 volt.
Austin 'Seven' 1959-60.
Frisky All Models 1958-60.
Hillman 'Minx Special' Series III 1958-59; 'Husky' Series I 1958-60.
Lotus Mk. VII and Mk. VIII (Ford 100E engine) 1958.
Morris 'Mini-minor 850' 1959-60.
Morrison Electricars BM, D1, D4, E, F, FL and P90 Models 1957.
Reliant 'Regal' Car and 5 cwt. Van (12 volt) 1959-60; 'Regent Four' Van 1959.
- 70142 HF1849. High frequency; black and chrome finish; 6 volt.
Citroen 2CV 1957-60.
- 069225 HF1234. High frequency; black and chrome finish; 6 volt.
Invacar Invalid Carriage 1951-55.
Morgan 3-wheeler 1948-52.
Lambourne 'Lamb-Kar' 1952-54.
- 069248 HF1234. High frequency; black and chrome finish; 12 volt.
M.G. 'Midget' 1946-49.
Morrison Electricars BM, D1, F, FL and GT 1955; P90 1955-56.
Rover 14 and 16 1946-47.
Wolseley 12 1946-48.
- 069343 HF1235. High frequency; black finish; 6 volt.
Suitable for the majority of vehicles fitting 6 volt high frequency horns.
- 069344 HF1235. High frequency; black finish; 12 volt.
Suitable for the majority of vehicles fitting 12 volt high frequency horns.
- 069405 HF1235. High frequency; black finish; 24 volt.
Dodge (Perkins R6 Diesel Models) 1954-60.
Commer 'Avenger' (Rootes TS3 Diesel engine) 1954-60.
Bedford 'S' Type Trucks and Tractors 1958.
- 069448 HF1748. High frequency; polychromatic grey finish; low note; 12 volt.
Aston Martin DB3/S 1956.
Austin A30 'Seven' (alternative) (later) 1954; 'Cambridge' 1955; 'Healey '100' and '100M' 1954-56; '100 Six' 1957-59; '3000' 1959-60.
Cargo Truck 1954-55;
Cooper 'Monaco' Sports 1959-60.
Jaguar 3½ litre Mk. VII 1953-58; Mk. VIII and Mk. IX 1957-60; 2.4 litre and 3.4 litre 1958-60; 3.8 litre 1960; XK Models (except XK-SS) 1953-60.
- 069474 HF1748. High frequency; polychromatic grey finish; high note; 12 volt.
Aston Martin DB3/S (Competition 2-seater) 1956.
Austin 'Cambridge' 1955; Healey '100' and '100M' 1954-56; '100 Six' 1957-59; '3000' 1959-60.
Jaguar 3½ litre Mk. VII 1953-58; Mk. VIII and Mk. IX 1957-60; 2.4 litre 1956-60; 3.4 litre 1958-60; 3.8 litre 1960; XK Models 1953-60.
- 069504 (pair) WT618. Windtone; comprises low note 69046, high note 69047 and relay 33116; 12 volt.
Suitable for the majority of vehicles fitting 12 volt windtone horns.

HORN PUSHES

- 31107 SSS
Harborough Construction Battery Vehicle 1951-54.
- 31269 48
H.R.G. 9 and 12 1946-52.
M.G. 'Midget' 1953.
Morris Quarter Ton Van 1960.
- 76201 HP19 (Used as bell push)
Daimler DC27 Ambulance 1949-54.
- 76204 4A
Light Delivery Vehicles 'Bi-Van' and 'Tri-Van' 1949-51.
- 76205 HP19
Frisky Saloon 1958; Coupé 1959; 'Family Three' 1960.
Douglas Battery Vehicle 1950-54.
Jaguar XK-SS 1958.
Larmar Engineering Invalid Carriage 1948-54.
M.G. 'Midget' 1954; MGA Models 1956-60.
Morgan All Coupé Models 1949-54; 'Plus Four' 1955-60; 'Four Four' 1956-60.
- 76210 4A
A.C. Cars Invalid Carriage 1952-53.
George Fitt Invalid Carriage 1951-55.
Leonard Gundle 'Handy Motor' 1951-55.
- 76216 HP19
Singer 4AC and 4AD 1952 and 1955.
- 76218 HP19
Morgan 2-seater and 4-seater Models 1946-54.
- 76224 HP79
Standard 'Family Eight', 6 cwt. Van and Pick-up Truck 1956.
- 76225 HP18A
Jensen 'Jen-Tug' 1953-54.
Morris 5 cwt. 1946-51.
- 76229 HP79 (Used as decorative steering wheel centre)
Lotus Mk. VII 1958.

HORN PUSH AND DIPPER SWITCHES

- 31262 HD77
Allard 'J', 'J2' and 'J2X' 1949-55; 'J2R' 1956.
Aston Martin DB3/S 1956.
- 31438 HD78
Austin Series III Trucks, Coach and Tanker 1956-60; 'Gipsy' 1958-60.
- 31438—*continued*
Cooper 'Monaco' 1959-60.
Elva 'Courier' 1959-60.
Jensen 'Tempo 1500' 1958-60.
Lotus Mk. IX 1958-59.
Morris Commercial 3KNC 1956-59; Series III Trucks, Tanker and Coach 1957-60.
- 31438—*continued*
Reliant 'Regal' Car and 5 cwt. Van 1959; 'Regent Four' Van 1959-60.
Tippen Invalid Carriage 1955-56.
- 31563 25SA
Tippen Invalid Carriage 1960.

LUCAS

IGNITION

DISTRIBUTORS, H.T. COILS MAGNETOS, SUPPRESSORS

SECTION

F

For service purposes some distributors are supplied less clamping plate, actuating lever and driving dog, etc. (See Detailed Parts Section, pages F8 onwards, item Distributor, service). If required, these items should be ordered separately. Where service distributor is not shown, unit is supplied complete.

DISTRIBUTORS

Model Interpretation

Prefix

- B Ball bearing.
- D Distributor.
- D (1) Number indicates design change.
- H Horizontal cable outlets.
- K Small cast iron body with moulded contact breaker base and die-cast auto-advance weights.
- KY Die-cast body with pressed steel contact breaker base.
- M Micro control.
- P Porous bushing.
- U Large cast iron body with moulded contact breaker base.
- V Built-in vacuum control.
- X Hardened steel auto-advance mechanism.

Prefix

- Y Large cast iron body; pressed steel contact breaker base; die-cast auto-advance weights.
- Z Rolling weights auto-advance mechanism.


Suffix Numerals


- 1 Suitable for single cylinder engines.
- 2 Suitable for twin cylinder engines.
- 4 Suitable for four cylinder engines.
- 6 Suitable for six cylinder engines.
- 8 Suitable for eight cylinder engines.

Prefix or Suffix


- *A Fitted with automatic advance and retard.

** This symbol is omitted from latest models as they are all fitted with automatic advance mechanism.*






DISTRIBUTORS

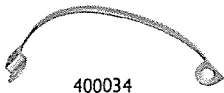


For detailed spare parts, see pages F8-F57


DISTRIBUTORS



CONNECTORS AND LEADS



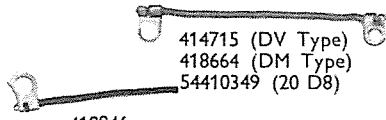
400034



407010
409568 (DK Type)




423108



418946

414715 (DV Type)
418664 (DM Type)
54410349 (20 D8)

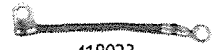


419021


SPEED LIMITER




410351



419023
420238



421088 - 54410351
425928



423298

ROTOR ARMS



400051



400052



403866



407106



408355



408357



410876



411031



415088



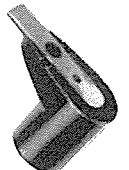
418726



418731



423486



425620

CONDENSERS



400308



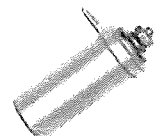
407044



415140



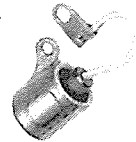
420302
423871



405833



421327



422368
424535
54413006



422849
54413002

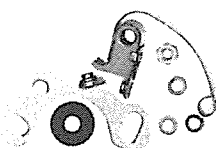


54410823

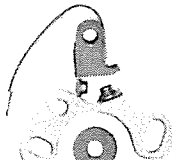


54411935

CONTACT SETS



400415



407050
54411216 (D3AH4)



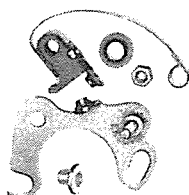
403670
(2 sets)



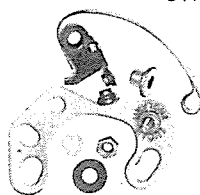
415359



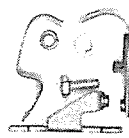
419398



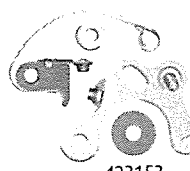
420196



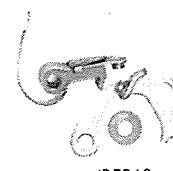
420197



421106



423153
54413568




425219




54411772
(2 sets)

For detailed spare parts, see pages F8-F57




DISTRIBUTORS


HOUSING, MICROMETERS




408913 (DVX)
414713 (DVZ)




408914



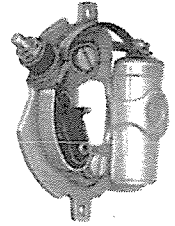
400164




54410355




414618




409614
54411507
(Shorter
Condenser)



405321



408940



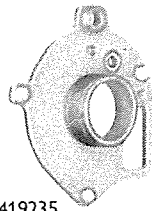
409613



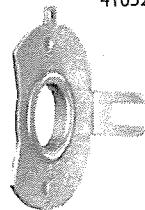
418650
424858



418886



419235
419980 (with Pivot Pin)



420178



410520

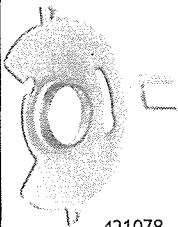


420375

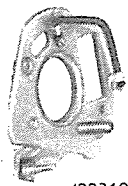


415272

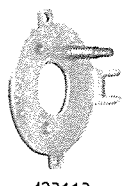
BASES, CONTACT BREAKER



421078



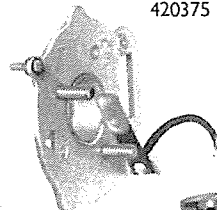
422318




423113




54410498




54410755




400001
405488 (Insul. return)



406469




411087



415488

For detailed spare parts, see pages F8-F57

DISTRIBUTORS



BRUSH AND SPRINGS

404435 418856

CLIPS, CAP

405394 414585 420261 420262/S 421824 424158 425218
425765 490441 54411165

BUSHING

404374 419673 423121 410590 423571 419231 419430 420064 420406 421998

AUTO ADVANCE SPRINGS

419525/S 54410441 403654 400304 405394 403306

BEARINGS

189315 189272 189295

LUBRICATORS

419525/S 54410441 403654 400304 405394 403306

TERMINAL

422238

SHAFT AND ACTION PLATES

Lead 422235 422238

CAMS

PIVOTING WEIGHT TYPE ROLLING WEIGHT TYPES

AUTO ADVANCE WEIGHTS

400149 (C) 400150 (AC) 407218 (C) 415729 (C) 415730 (AC) 418494 422353 54410282 410033/S 421056/S 403268 418321 (C) 418915 (AC)

TOGGLES

400141 407131 407216 418707 418706 419149

DRIVING DOGS AND SLEEVES

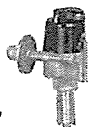
405282 418128 406132 405362 421825 419086 410601 420620 417219 422012 (Grooved) 406106 493010 (Slotted)

GEARS

220498 54410365 406142 418723 54160003 496058 418728 410712 199279


SUNDRY PARTS SET (Typical)

For detailed spare parts, see pages F8-F57




DISTRIBUTORS

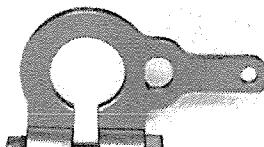
CLAMPING PLATES AND ACTUATING LEVERS




400812




401290



401327
409660 (Longer Lever)



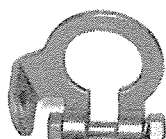
401335



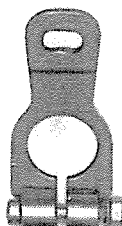
404370
405448



404411



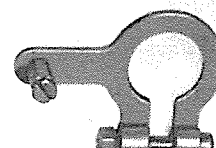
404422



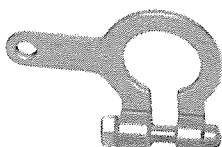
405337



405588



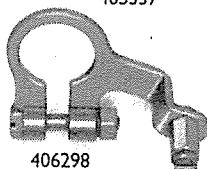
405819




406015
409934




406105



406298



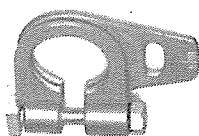
410612



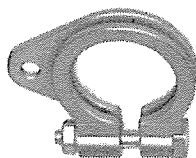
412201
421249



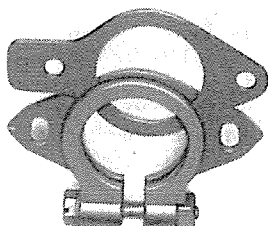
411012



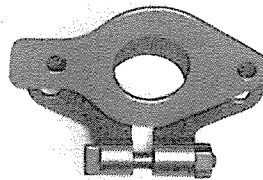
414770
419936



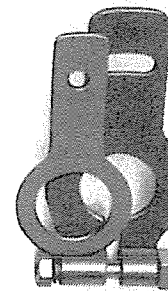
414909




415158
418206 (Less Timing
Plate)



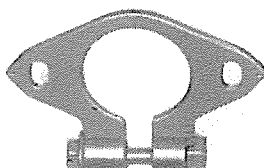
415256



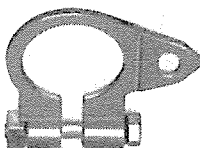
415731
420973 (Offset)



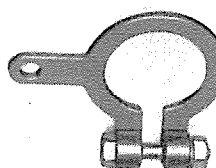
417497
402078



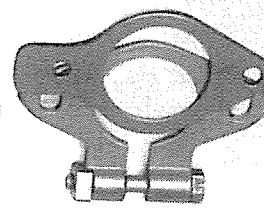
417615



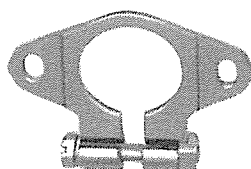
420151



420617



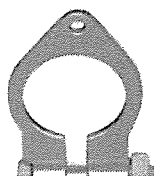
420663



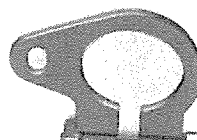
421191




421305



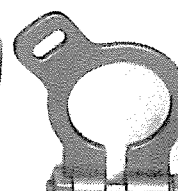
422311



423605




54410620



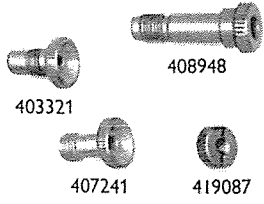
54410930

For detailed spare parts, see pages F8-F57

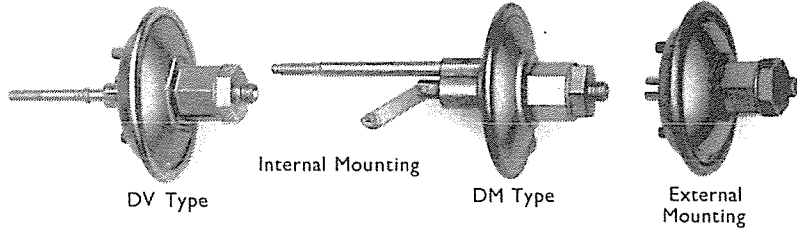
DISTRIBUTORS



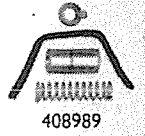
MICRO ADJUSTING NUTS



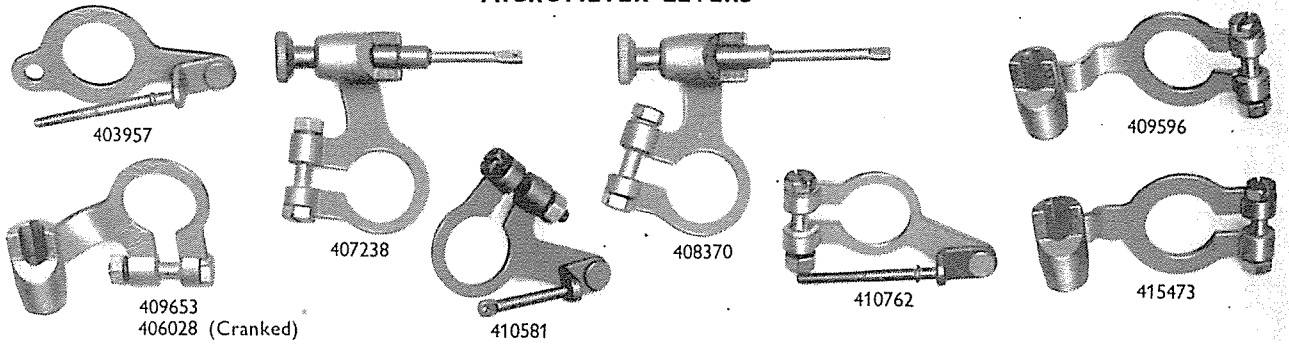
VACUUM CONTROL UNITS



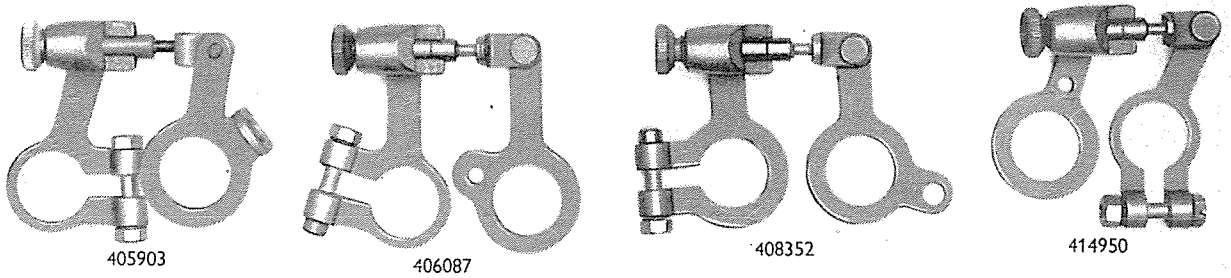
MICRO DETAILS SET



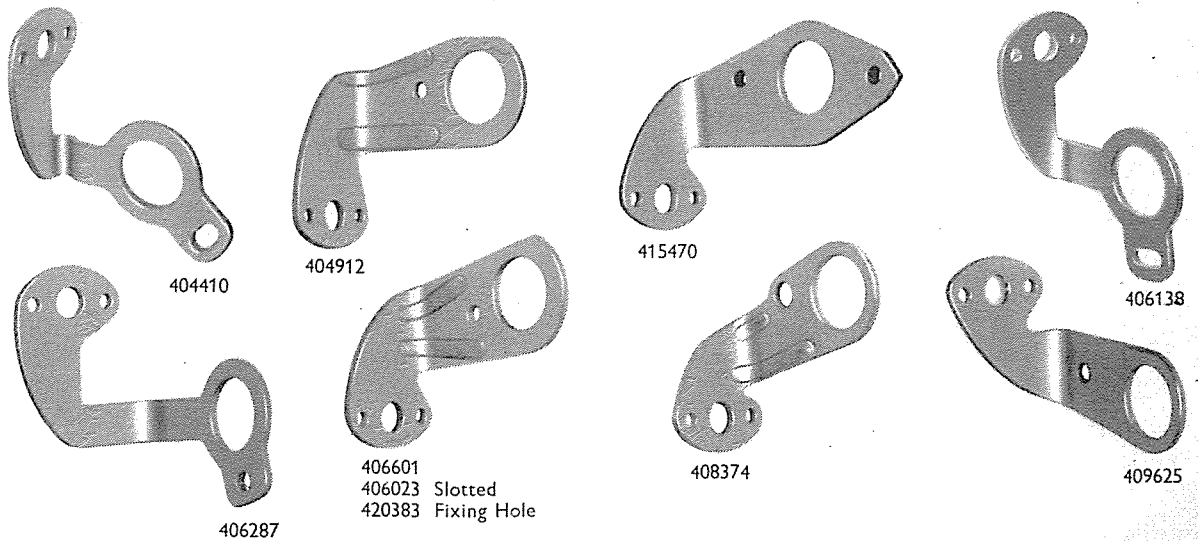
MICROMETER LEVERS



MICROMETER ASSEMBLIES



BRACKETS, VACUUM CONTROL UNITS



For detailed spare parts, see pages F8-F57

DETAILED SPARE PARTS

40012 — 40050

DISTRIBUTORS

Part No.	†40012A/B	40027A/B	†40033A	†40033B/D	†40033E	†40033F/J	†40042A	†40042B/D	†40045A	†40047A/D	†40048A/F	†40050A/J
Model	DUH6A	DKH4A	DZ6A	DVZ6A	DVZ6A	DVZ6A	DKYH4A	DKZH4A	DZ6A	DZ6A	DKY4A	DKYH4A
Type	BN139	V49-I	P29-1	P34	P34	P34	S65	S65	BS46-0	BS48-0	DA34	S76
Rotation	Clock	Clock	Clock	Clock	Clock	Clock	Anti-clock	Anti-clock	Clock	Clock	Clock	Anti-clock
Earth Return or Insulated Return	I.R.	E.R.	E.R.	E.R.	E.R.	E.R.	E.R.	E.R.	E.R.	E.R.	E.R.	E.R.
E.C.M. Curve No.	320	187	249	249	249	249	333	333	346	307	279	314
Range	14°-16°	12°-14°	11½°-13½°	11½°-13½°	11½°-13½°	11½°-13½°	16°-18°	16°-18°	19°-21°	10°-12½°	14°-16°	9°-11°
Replaced by (see footnote)	(40339)	—	(40404)	(40404)	(40404)	(40404)	(40074 & 401091)	(40074 & 401091)	(40179)	(40175)	(40162)	(40070)
§Plate/lever, clamping, timing or micrometer	407238	405588	—	412201	412201	412201	405588	405588	—	—	405903	405588
Screw, or nut and screw assembly	—	401119	401119	412202	412202	415087	401119	401119	401119	401119	401119	401119
Spring, ratchet, micrometer	—	—	—	—	—	—	—	—	—	—	—	—
Spring, return, micrometer	—	—	—	—	—	—	—	—	—	—	—	—
§Unit, vacuum control	402306	—	402345	419071	419071	419071	—	—	—	—	—	—
Housing, micrometer	—	—	—	414713	414713	414713	—	—	—	—	—	—
Terminal details, housing	—	—	—	408986	408986	408986	—	—	—	—	—	—
§Nut, adjusting, micrometer	403321	—	—	—	—	—	—	—	—	—	403321	—
§Details set, micrometer	—	—	—	408989	408989	408989	—	—	—	—	408989	—
§Bracket, vacuum control unit	406601	—	406601	—	—	—	—	—	—	—	—	—
§Lever, actuating	—	—	410581	—	—	—	—	—	406015	406015	—	—
§Washer/sleeve, thrust, shaft	—	—	—	—	—	—	—	—	—	—	—	—
§Dog or gear, driving	—	—	—	—	—	—	410601	410601	—	—	+	410601
§Distributor, service	†40012/S (40339)	40027/S	40033/S	—	—	—	†40042/S (40074)	†40042/S (40074)	†40045/S (40179)	†40047/S (40175)	†40048/S (40162)	—
§ Cap, distributor	404520	400316	407043	407043	407043	407043	409635	409635	407043	407043	418888	409635
Nut, cable securing	—	—	410600	410600	410600	410600	—	—	410600	410600	410600	—
Brush and spring	404435	404435	404435	404435	404435	404435	404435	404435	404435	404435	404435	404435
Rotor arm	410876	400051	415088	415088	415088	415088	400052	400052	415088	415088	400051	400052
Contact breaker, complete	—	400164	—	—	—	—	409614	409614	—	—	409614	409614
Contact set	400415	400415	407050	407050	407050	407050	407050	407050	407050	407050	407050	407050
Condenser	400308	400308	407044	407044	407044	407044	—	—	407044	407044	—	—
Base plate, contact breaker (with condenser on DKY)	406469	400001	410520	408940	408940	408940	409613	409613	410520	410520	409613	409613
Plate, bearing, contact breaker	—	—	—	—	—	—	—	—	—	—	—	—
Spring, star, base fixing	—	—	—	410712	410712	410712	—	—	—	—	—	—
Circlip, base fixing	—	—	—	414728	414728	414728	—	—	—	—	—	—
§ Pin, terminal and details, L.T.	123120	123022	—	408988	408988	408988	405314	405314	—	—	405314	405314
Bush, insulating, inside L.T. terminal or bridge	—	—	—	408945	408945	408945	409565	409565	—	—	409565	409565
Piece/pad, shaped, insulating, L.T. terminal	—	—	—	408944	408944	408944	405319	405319	—	—	405319	405319
Bush, contact breaker spring	—	409894	—	—	—	—	—	—	—	—	—	—
Piece, insulating, contact breaker spring	—	—	—	—	—	—	—	—	—	—	—	—
Lead or connector, L.T.	—	400034	407010	407010	407010	407010	409568	409568	407010	407010	409568	409568
Lead, earth	—	—	—	414715	414715	414715	—	—	—	—	—	—
Cam	419947	420588	410509	414707	414707	414707	496016	410027	410509	410509	420588	496016
Springs, set, auto-advance	408534/S	404458	416089/S	416089/S	416089/S	416089/S	409644	—	410605/S	410605/S	404598	407206/S
Toggle	400141	400141	—	—	—	—	400141	—	—	—	400141	400141
Weight	403268	400149	410033/S	410033/S	410033/S	410033/S	400150	410033/S	410033/S	410033/S	400149	400150
Plate, shaft and action	404887	400116	410021	414704	414704	414704	409592	—	410021	410021	409579	409588
Lubricator	400304	400304	—	—	—	—	—	—	—	—	—	—
Bearing, bushing, top	—	404374	189272	189272	189272	189272	404374	404374	404374	404374	404374	404374
Bushing, bottom	410590	410590	410590	410590	410590	410590	410590	410590	410590	410590	410590	410590
Clip, cap retaining	420261	420261	420261	420262/S	420262/S	420262/S	420261	420261	420261	420261	420261	420261
§Sundry parts, set	400843	400843	400843	400843	400843	400843	400843	400843	400843	400843	400843	400843

Note. For replacement distributor spare parts, see appropriate column under part number † When ordering, quote part number shown in brackets ‡ Supplied by Vehicle Manufacturer
 § Recommended spares for stock

DETAILED SPARE PARTS

Part No.	40051A/B	†40052A	40053A	40053B/H	40054A/E	†40055A/B	†40056A/J	†40057F/H	40058A	†40058D/F	†40060A	40061A/D
Model	DY6A	DKZH4A	DKZH4A	DKYH4A	DKYH4A	DKY4A	DKYH4A	DKY4A	DKY4A	DKY4A	DZ6A	DVX4A
Type	AA64-0	V105-0	V106	V106	BQ22	BN157-2	A146	GC29	A131	A131	C43-0	BQ23
Rotation	Clock	Clock	Clock	Clock	Anti-clock	Clock	Clock	Anti-clock	Clock	Clock	Anti-clock	Anti-clock
Earth Return or Insulated Return	E.R.	E.R.	E.R.	E.R.	E.R.	E.R.	E.R.	E.R.	E.R.	E.R.	E.R.	E.R.
E.C.M. Curve No.	418	282	332	463	337	354	469	338	267	267	340	230
Range	13°-15°	12°-14°	9°-11°	9°-11°	9°-11°	16°-18°	9°-11°	22°-24°	14°-16°	14°-16°	11½°-13°	9°-11°
Replaced by (see footnote)	—	(40195/S)	—	—	—	(40085)	(40251)	(40091)	—	(40197)	(40110)	—
§Plate/lever, clamping, timing or micrometer	405903	405588	405588	405588	405588	—	404422	—	404422	404422	—	405588
Screw, or nut and screw assembly	401119	401119	401119	401119	401119	401119	401119	401092	401119	401119	401119	401119
Spring, ratchet, micrometer	—	—	—	—	—	—	—	—	—	—	—	—
Spring, return, micrometer	—	—	—	—	—	—	—	—	—	—	—	—
§Unit, vacuum control	—	—	—	—	—	419061	—	—	—	—	—	491064
§Housing, micrometer	—	—	—	—	—	—	—	—	—	—	—	408914
Terminal details, housing	—	—	—	—	—	—	—	—	—	—	—	408986
§Nut, adjusting, micrometer	403321	—	403321	—	—	407241	—	—	—	—	—	408948
§Details set, micrometer	408989	—	408989	—	—	408989	—	—	—	—	—	408989
§Bracket, vacuum control unit	—	—	—	—	—	406601	—	—	—	—	—	—
§Lever, actuating	—	—	—	—	—	409653	—	—	—	—	410612	—
§Washer/sleeve, thrust, shaft	—	—	—	—	—	—	—	—	—	—	—	—
§Dog or gear, driving	+	+	+	+	410601	—	410601	+	+	+	—	410601
§Distributor, service	40051/S	†40052/S (40195/S)	40053/S	40053/S	40054/S	—	—	—	†40058/S (40197)	†40058/S (40197)	40060/S	—
§ Cap, distributor	407043	409635	409635	409635	409635	418888	409635	418888	418888	418888	407043	415298
Nut, cable securing	410600	—	—	—	—	410600	—	410600	410600	410600	410600	410600
Brush and spring	404435	404435	404435	404435	404435	404435	404435	404435	404435	404435	404435	404435
Rotor arm	415088	400051	400051	400051	400052	400051	400051	400051	400051	400051	407106	408357
Contact breaker, complete	—	409614	409614	409614	409614	409614	409614	409614	409614	409614	—	—
Contact set	407050	407050	407050	407050	407050	407050	407050	407050	407050	407050	407050	407050
Condenser	407044	—	409613	—	—	—	—	—	—	—	407044	407044
Base plate, contact breaker (with condenser on DKY)	410520	409613	—	409613	409613	409613	409613	409613	409613	409613	410520	408940
Plate, bearing, contact breaker	—	—	—	—	—	—	—	—	—	—	—	—
Spring, star, base fixing	—	—	—	—	—	—	—	—	—	—	—	410712
Circlip, base fixing	—	—	—	—	—	—	—	—	—	—	—	414728
§ Pin, terminal and details, L.T.	407019	405314	405314	405314	405314	405314	405314	405314	405314	405314	—	408988
Bush, insulating, inside L.T. terminal or bridge	407006	409565	409565	409565	409565	409565	409565	409565	409565	409565	—	408945
Piece/pad, shaped, insulating, L.T. terminal	407018	405319	405319	405319	405319	405319	405319	405319	405319	405319	—	408944
Bush, contact breaker spring	—	—	—	—	—	—	—	—	—	—	—	—
Piece, insulating, contact breaker spring	—	—	—	—	—	—	—	—	—	—	—	—
Lead or connector, L.T.	407010	409568	409568	409568	409568	409568	409568	409568	409568	409568	407010	407010
Lead, earth	—	—	—	—	—	—	—	—	—	—	—	414715
Cam	419947	418426	418426	420588	496016	420588	420588	496016	420588	420588	—	409921
Springs, set, auto-advance	407267/S	410604	410604	404461	409637/S	416001/S	419407	410137	405583	404598	410049/S	405396/S
Toggle	400141	—	—	400141	400141	418706	418706	400141	—	400141	—	407131
Weight	400149	410033/S	410033/S	400149	400150	400149	400149	400150	400149	400149	410033/S	415730
Plate, shaft and action	407183	410021	410021	409576	409588	409561	409576	409656	409579	409651	410022	409958
Lubricator	—	—	—	—	—	—	—	—	—	—	—	—
Bearing, bushing, top	404374	404374	404374	404374	404374	404374	404374	404374	404374	404374	404374	189272
Bushing, bottom	410590	410590	410590	410590	410590	410590	410590	410590	410590	410590	410590	410590
Clip, cap retaining	420261	420261	420261	420261	420261	420261	420261	420261	420261	420261	420261	420262/S
§Sundry parts, set	400843	400843	400843	400843	400843	400843	400843	400843	400843	400843	400843	400843

DISTRIBUTORS

40051 — 40061

Note. For replacement distributor spare parts, see appropriate column under part number † When ordering, quote part number shown in brackets ‡ Supplied by Vehicle Manufacturer
§ Recommended spares for stock

DETAILED SPARE PARTS

F10

40061 - 40071

DISTRIBUTORS

Part No.	40061E	40061F/H	40062A/E	40063B	40064A/F	40066A	40068A/F	40069A/B	40069D/H	40070A/E	40071A/B	40071D/F
Model	DVX4A	DVX4A	DKY4A	DY6A	DKY4A	DXH6A	D4A8	DK4A	DKY4A	DKYH4A	DKY4A	DKY4A
Type	BQ23	BQ23	BP81	AA65-0	AA66	GC30	CW	FA51	FA51	S77	BU36	BU36
Rotation	Anti-clock	Anti-clock	Anti-clock	Clock	Clock	Clock	Clock	Anti-clock	Anti-clock	Anti-clock	Clock	Clock
Earth Return or Insulated Return	E.R.	E.R.	E.R.	E.R.	E.R.	E.R.	E.R.	E.R.	E.R.	E.R.	E.R.	E.R.
E.C.M. Curve No.	230	230	372	420	393	342	436	95	417	230	363	363
Range	9°-11°	9°-11°	14°-16°	16°-18°	18°-20°	20°-23°	—	16°-18°	16°-18°	9°-11°	23°-27°	23°-27°
§Plate/lever, clamping, timing or micrometer	405588	405588	405588	405903	405903	—	411012	405588	—	—	—	—
Screw, or nut and screw assembly	401119	401119	401119	401119	401119	401092	—	401119	401119	401119	401092	401092
Spring, ratchet, micrometer	—	—	—	—	—	—	—	—	—	—	—	—
Spring, return, micrometer	—	—	—	—	—	—	—	—	—	—	—	—
§Unit, vacuum control	419064	419064	—	—	—	—	—	—	—	400881	—	—
§Housing, micrometer	408914	408914	—	—	—	—	—	—	—	—	—	—
Terminal details, housing	408986	408986	—	—	—	—	—	—	—	—	—	—
§Nut, adjusting, micrometer	408948	408948	—	403321	403321	—	—	—	—	—	—	—
§Details set, micrometer	408989	408989	—	408989	408989	—	—	—	—	—	—	—
§Bracket, vacuum control unit	—	—	—	—	—	—	—	—	—	406287	—	—
§Lever, actuating	—	—	—	—	—	409660	—	—	405448	406298	—	—
§Washer/sleeve, thrust, shaft	—	—	—	—	—	—	—	—	—	—	—	—
§Dog or gear, driving	410601	410601	—	—	—	—	405282	410601	410601	410601	410601	410601
§Distributor, service	—	—	40062/S	40063/S	40064/S	40066/S	—	40069/S	40069/S	40070/S	40071/S	40071/S
Cap, distributor	415298	415298	418888	407043	418888	407279	418183	400135	418888	409635	418888	418888
Nut, cable securing	410600	410600	410600	410600	410600	—	—	410600	410600	—	410600	410600
Brush and spring	404435	404435	404435	404435	404435	404435	404435	404435	404435	404435	404435	404435
Rotor arm	408357	408357	400052	415088	400051	415088	411031	400052	400052	400052	400051	400051
Contact breaker, complete	—	—	409614	—	409614	—	—	400164	409614	409614	409614	409614
Contact set	407050	407050	407050	407050	407050	407050	415359	400415	407050	407050	407050	407050
Condenser	407044	407044	—	407044	—	407044	400308	—	—	—	—	—
Base plate, contact breaker (with condenser on DKY)	408940	408940	409613	410520	409613	410520	414618	400001	409613	409613	409613	409613
Plate, bearing, contact breaker	—	—	—	—	—	—	—	—	—	—	—	—
Spring, star, base fixing	410712	410712	—	—	—	—	—	—	—	—	—	—
Circlip, base fixing	414728	414728	—	—	—	—	—	—	—	—	—	—
§ Pin, terminal and details, L.T.	408988	408988	405314	407019	405314	407019	123003	123022	405314	405314	405314	405314
Bush, insulating, inside L.T. terminal or bridge	408945	408945	409565	407006	409565	407006	409172	—	409565	409565	409565	409565
Piece/pad, shaped, insulating, L.T. terminal	408944	408944	405319	407018	405319	407018	161714	—	405319	405319	405319	405319
Bush, contact breaker spring	—	—	—	—	—	—	—	409894	—	—	—	—
Piece, insulating, contact breaker spring	—	—	—	—	—	—	—	—	—	—	—	—
§ Lead or connector, L.T.	407010	407010	409568	407010	409568	407010	—	400034	409568	409568	409568	409568
Lead, earth	414715	414715	—	—	—	—	—	—	—	—	—	—
Cam	409921	409921	496016	419947	420588	54411781	—	496016	496016	496016	420588	420588
Springs, set, auto-advance	405396/S	405396/S	407371	417373	405748/S	416076/S	—	406136/S	406136/S	416146/S	407267/S	406136/S
Toggle	407131	407131	400141	400141	400141	407131	—	400141	400141	400141	400141	418706
Weight	415730	415730	400150	400149	400149	415729	—	400150	400150	400150	400149	400149
Plate, shaft and action	409958	409958	409591	407185	409582	422182	414630	400130	409592	409588	409583	409583
Lubricator	—	—	—	—	—	—	—	400304	—	—	—	—
Bearing, bushing, top	189295	189272	404374	404374	404374	404374	—	404374	404374	404374	404374	404374
Bushing, bottom	410590	410590	410590	410590	410590	410590	189315	410590	410590	410590	410590	410590
Clip, cap retaining	420262/S	420262/S	420261	420261	420261	420261	414585	420261	420261	420261	420261	420261
§Sundry parts, set	400843	400843	400843	400843	400843	400843	—	400843	400843	400843	400843	400843

§ Recommended spares for stock

For illustrations, see pages F2-F7

continued

DETAILED SPARE PARTS

Part No.	40074A/F	40076A/F	40077D	40079A/B	40079D	†40080A	40081A/F	40085A	†40088A	40089A/E	40090A/E	40091A/H
Model	DKYH4A	DKYH4A	DU8A	DKX1A	DKX1A	DXH6A	DKY4A	DKY4A	DKY4A	DKYH4A	DVX6A	DKY4A
Type	V113	V116	BS51	AC33-1	AC33	GC31	CH28	BN157-2	BN169	DA36	GF19-0	GC34
Rotation	Anti-clock	Clock	Clock	Clock	Clock	Clock	Anti-clock	Clock	Clock	Clock	Anti-clock	Anti-clock
Earth Return or Insulated Return	E.R.	E.R.	E.R.	E.R.	E.R.	E.R.	E.R.	E.R.	E.R.	E.R.	E.R.	E.R.
E.C.M. Curve No.	347	348	350	242	242	351	356	354	355	358	289	338
Range	16°-18°	11½°-13°	12°-15°	9°-11°	9°-11°	14°-16°	18°-20°	16°-18°	16°-18°	14°-16°	11½°-13°	22°-24°
Replaced by (see footnote)	—	—	—	—	—	(40093)	—	—	(40269)	—	—	—
§Plate/lever, clamping, timing or micrometer	403959	405588	406015	406105	406105	—	—	409653	409653	404422	415731	—
Screw, or nut and screw assembly	401082	401119	401119	401119	401119	401092	—	401119	401119	401119	412202	401082
Spring, ratchet, micrometer	—	—	—	—	—	—	—	—	—	—	—	—
Spring, return, micrometer	—	—	—	—	—	—	—	—	—	—	—	—
§Unit, vacuum control	—	—	—	—	—	—	—	400890	400890	—	419074	—
§Housing, micrometer	—	—	—	—	—	—	—	—	—	—	408914	—
Terminal details, housing	—	—	—	—	—	—	—	—	—	—	408986	—
§Nut, adjusting, micrometer	403321	—	—	—	—	—	—	407241	407241	—	—	403321
§Details set, micrometer	408989	—	—	—	—	—	—	—	—	—	408989	408989
§Bracket, vacuum control unit	—	—	—	—	—	—	—	410584	410584	—	—	—
§Lever, actuating	403957	—	—	—	—	409660	—	—	—	—	—	403957
§Washer/sleeve, thrust, shaft	—	—	—	—	—	—	—	—	—	—	—	—
§Dog or gear, driving	†	—	†	†	—	—	—	—	—	—	—	†
§Distributor, service	40074/S	40076/S	40077/S	40079/S	40079/S	†40080/S (40093)	40081/S	40085/S	†40088/S (40269)	40089/S	—	40091/S
§ Cap, distributor	409635	409635	488858	402101	402101	407279	418888	418888	418888	409635	407043	418888
§ Nut, cable securing	—	—	410600	—	—	—	410600	410600	410600	—	410600	410600
§ Brush and spring	404435	404435	404435	—	—	404435	404435	404435	404435	404435	404435	404435
§ Rotor arm	400052	400051	411031	—	—	415088	400052	400051	400051	400051	407106	400052
§ Contact breaker, complete	409614	409614	—	400164	400164	—	409614	409614	409614	409614	—	409614
Contact set	407050	407050	403670	400415	400415	407050	407050	407050	407050	407050	407050	407050
Condenser	—	—	400308	400308	400308	407044	—	—	—	—	407044	—
§ Base plate, contact breaker (with condenser on DKY)	409613	409613	415488	400001	400001	410520	409613	409613	409613	409613	408940	409613
Plate, bearing, contact breaker	—	—	—	—	—	—	—	—	—	—	—	—
Spring, star, base fixing	—	—	—	—	—	—	—	—	—	—	410712	—
Circlip, base fixing	—	—	—	—	—	—	—	—	—	—	414728	—
§ Pin, terminal and details, L.T.	405314	405314	123120	123022	123022	407019	405314	405314	405314	405314	408988	405314
Bush, insulating, inside L.T. terminal or bridge	409565	409565	—	—	—	407006	409565	409565	409565	409565	408945	409565
Piece/pad, shaped, insulating, L.T. terminal	405319	405319	405139/S	—	—	407018	405319	405319	405319	405319	408944	405319
Bush, contact breaker spring	—	—	—	—	—	—	—	—	—	—	—	—
Piece, insulating, contact breaker spring	—	—	—	—	—	—	—	—	—	—	—	—
§ Lead or connector, L.T.	409568	409568	—	400034	400034	407010	409568	409568	409568	409568	407010	409568
Lead, earth	—	—	—	—	—	—	—	—	—	—	414715	—
Cam	496016	420588	496086	407932	407932	54411781	496016	420588	420588	420588	408999	496016
Springs, set, auto-advance	416004/S	404461	408534/S	405395/S	405395/S	407360/S	416012/S	416001/S	416004/S	406136/S	404458	410137
Toggle	400141	418706	400141	407131	407131	407131	400141	400141	400141	400141	407131	400141
Weight	400150	400149	403268	415729	415729	415729	400150	400149	400149	400149	415730	400150
Plate, shaft and action	409592	409577	408532	416556	416556	407366	409593	409651	409651	409651	415121	409656
Lubricator	—	—	403654	405394	—	—	—	—	—	—	—	—
Bearing, bushing, top	404374	404374	189272	404374	404374	404374	404374	404374	404374	404374	189272	404374
Bushing, bottom	410590	410590	410590	410590	410590	410590	410590	410590	410590	410590	410590	410590
Clip, cap retaining	420261	420261	425765	420261	420261	420261	420261	420261	420261	420261	420262/S	420261
§Sundry parts, set	400843	400843	400843	400843	400843	400843	400843	400843	400843	400843	400843	400843

DISTRIBUTORS

40074 — 40091

Note. For replacement distributor spare parts, see appropriate column under part number † When ordering, quote part number shown in brackets ‡ Supplied by Vehicle Manufacturer
 § Recommended spares for stock || Felt with packing springs

DETAILED SPARE PARTS

F12

40092 — 40107

Part No.	40092A	40092B/E	40093A	40093B/D	40094A/D	†40096A	†40096B/D	40100A/E	40103A/D	40105A/B	40105D	†40107A/B
Model	DXH6A	DXH6A	DXH6A	DXH6A	D9A2	DXH6A	DXH6A	DKH4A	DVXH4A	DVXH6A	DVXH6A	DX6A
Type	GC36	GC36	GC37	GC37	EM7	GC38	GC38	CJ26	G71	G73	G73	BN172
Rotation	Clock	Clock	Clock	Clock	Anti-clock	Clock	Clock	Anti-clock	Clock	Clock	Clock	Clock
Earth Return or Insulated Return	E.R.	E.R.	E.R.	E.R.	E.R.	E.R.	E.R.	E.R.	E.R.	E.R.	E.R.	E.R.
E.C.M. Curve No.	357	382	351	351	304	357	382	362	403	266	403	355
Range	16°-18°	13°-15°	14°-16°	14°-16°	14°-16°	16°-18°	13°-15°	13°-15°	11°-13°	9°-11°	11°-13°	16°-18°
Replaced by (see footnote)	—	—	—	—	—	(40092)	(40092)	—	—	—	—	(40161)
§Plate/lever, clamping, timing or micrometer	414950	414950	414950	414950	415158	—	—	404411	414909	414909	414909	—
Screw, or nut and screw assembly	401119	401119	401119	401119	—	401092	401092	401082	412202	412202	412202	401119
Spring, ratchet, micrometer	—	—	—	—	—	—	—	—	—	—	—	—
Spring, return, micrometer	—	—	—	—	—	—	—	—	—	—	—	—
§Unit, vacuum control	—	—	—	—	—	—	—	400898	419066	419066	419066	400890
§Housing, micrometer	—	—	—	—	—	—	—	—	408913	408913	408913	—
Terminal details, housing	—	—	—	—	—	—	—	—	408986	408986	408986	—
§Nut, adjusting, micrometer	403321	403321	403321	403321	—	—	—	—	408948	408948	408948	407241
§Details set, micrometer	408989	408989	408989	408989	—	—	—	—	408989	408989	408989	408989
§Bracket, vacuum control unit	—	—	—	—	—	—	—	404410	—	—	—	406601
§Lever, actuating	410762	410762	—	410762	—	409660	409660	—	—	—	—	409653
§Washer/sleeve, thrust, shaft	—	—	—	—	—	—	—	—	—	—	—	—
§Dog or gear, driving	—	—	—	—	410601	—	—	410601	410601	410601	410601	—
§Distributor, service	40092/S	40092/S	40093/S	40093/S	—	†40096/S (40092)	†40096/S (40092)	40100/S	—	—	—	†40107/S (40161)
§ Cap, distributor	407279	407279	407279	407279	415146	407279	407279	400316	415707	415708	415708	407043
Nut, cable securing	—	—	—	—	—	—	—	—	—	—	—	410600
Brush and spring	404435	404435	404435	404435	—	404435	404435	404435	404435	404435	404435	404435
Rotor arm	415088	418726	415088	415088	—	415088	415088	400052	408355	415088	415088	415088
Contact breaker, complete	—	—	—	—	—	—	—	400164	—	—	—	—
Contact set	407050	407050	407050	407050	415359	407050	407050	400415	407050	407050	407050	407050
Condenser	407044	424535	407044	407044	415140	407044	407044	400308	407044	407044	407044	407044
§ Base plate, contact breaker (with condenser on DKY)	410520	410520	410520	410520	—	410520	410520	400001	408940	408940	408940	410520
Plate, bearing, contact breaker	—	—	—	—	—	—	—	—	—	—	—	—
Spring, star, base fixing	—	—	—	—	—	—	—	—	410712	410712	410712	—
Circlip, base fixing	—	—	—	—	—	—	—	—	414728	414728	414728	—
§ Pin, terminal and details, L.T.	407019	407019	407019	407019	—	407019	407019	123022	408988	408988	408988	407019
Bush, insulating, inside L.T. terminal or bridge	407006	407006	407006	407006	—	407006	407006	—	408945	408945	408945	407006
Piece/pad, shaped, insulating, L.T. terminal	407018	407018	407018	407018	—	407018	407018	—	408944	408944	408944	407018
Bush, contact breaker spring	—	—	—	—	—	—	—	409894	—	—	—	—
Piece, insulating, contact breaker spring	—	—	—	—	—	—	—	—	—	—	—	—
Lead or connector, L.T.	407010	—	407010	407010	—	407010	407010	400034	407010	407010	407010	407010
Lead, earth	—	—	—	—	—	—	—	—	414715	414715	414715	—
Cam	54411781	54411781	54411781	54411781	415138	54411781	54411781	496016	409922	408999	408999	54411781
Springs, set, auto-advance	407231/S	405396/S	407360/S	407360/S	405395/S	407231/S	405396/S	405396/S	416051/S	416051/S	416051/S	416004/S
Toggle	407131	407131	407131	407131	407131	407131	407131	400141	407131	407131	407131	407131
Weight	415729	415729	415729	415729	415730	415729	415729	400150	415729	415729	415729	415729
Plate, shaft and action	407366	416539	407366	407366	415135	407366	407366	400127	410767	408991	410767	416558
Lubricator	—	—	—	—	—	—	—	400304	—	—	—	—
Bearing, bushing, top	404374	404374	404374	404374	404374	404374	404374	404374	189272	189272	189272	404374
Bushing, bottom	410590	410590	410590	410590	410590	410590	410590	410590	410590	410590	410590	410590
Clip, cap retaining	420261	420261	420261	420261	420261	420261	420261	420261	420262/S	420262/S	420262/S	420261
§Sundry parts, set	400843	400843	400843	400843	400843	400843	400843	400843	400843	400843	400843	400843

DISTRIBUTORS

Note. For replacement distributor spare parts, see appropriate column under part number † When ordering, quote part number shown in brackets § Recommended spares for stock

For illustrations, see pages F2-F7

continued

DETAILED SPARE PARTS

Part No.	40109A	40109B	40109D	40110A/B	40112A	†40113B	40114A/B	40115F	40115H	†40116A	†40116B	†40116D/E
Model	DX6A	DX6A	DX6A	DX6A	DVX4A	DY6A	DVXH4A	DKYH4A	DKYH4A	DVXH6A	DVXH6A	DVZH6A
Type	WG2	WG2	WG2	C43	BS49	AA76-0	BQ28-0	AJ33	AJ33	T73-0	T73-0	T73
Rotation	Anti-clock	Anti-clock	Anti-clock	Anti-clock	Clock	Clock	Anti-clock	Clock	Clock	Clock	Clock	Clock
Earth Return or Insulated Return	E.R.	E.R.	E.R.	E.R.	E.R.	E.R.	E.R.	E.R.	E.R.	E.R.	E.R.	E.R.
E.C.M. Curve No.	369	369	369	340	371	372	290	398	427	375	387	387
Range	18°-20°	18°-20°	18°-20°	8°-9½°	16°-18°	14°-16°	14°-16°	9°-11°	9°-11°	16°-18°	14°-16°	14°-16°
Replaced by (see footnote)	—	—	—	—	—	(40063)	—	—	—	(40359)	(40359)	(40359)
§Plate/lever, clamping, timing or micrometer	—	—	—	—	409934	405903	415158	—	—	415158	415158	418206
Screw, or nut and screw assembly	401119	401119	401119	401119	401119	401119	415087	401082	401082	415087	415087	415087
Spring, ratchet, micrometer	—	—	—	—	—	—	—	—	—	—	—	—
Spring, return, micrometer	—	—	—	—	—	—	—	—	—	—	—	—
§Unit, vacuum control	—	—	—	—	419065	—	418958	400922	400922	419066	419066	419066
§Housing, micrometer	—	—	—	—	408913	—	408914	—	—	408913	408913	408913
Terminal details, housing	—	—	—	—	408986	—	408986	—	—	408986	408986	408986
§Nut, adjusting, micrometer	—	—	—	—	408948	403321	408948	—	—	408948	408948	408948
§Details set, micrometer	—	—	—	—	408989	408989	408989	—	—	408989	408989	408989
§Bracket, vacuum control unit	—	—	—	—	—	—	—	—	—	—	—	—
§Lever, actuating	410612	410612	410612	410612	—	—	—	405819	405819	—	—	—
§Washer/sleeve, thrust, shaft	—	—	—	—	—	+	—	—	—	—	—	—
§Dog or gear, driving	410601	410601	410601	—	—	+	410601	410601	410601	410601	410601	410601
§Distributor, service	40109/S	40109/S	40109/S	40110/S	—	†40113/S (40063)	—	40115/S	40115/S	—	—	—
§Cap, distributor	407043	407043	407043	407043	415298	407043	420760	409635	409635	415708	415708	415708
Nut, cable securing	410600	410600	410600	410600	410600	410600	—	—	—	—	—	—
Brush and spring	404435	404435	404435	404435	404435	404435	404435	404435	404435	404435	404435	404435
Rotor arm	407106	407106	407106	407106	408355	415088	408357	400051	400051	415088	415088	415088
Contact breaker, complete	—	—	—	—	—	—	—	409614	409614	—	—	—
Contact set	407050	407050	407050	407050	407050	407050	407050	407050	407050	407050	407050	407050
Condenser	407044	407044	407044	407044	407044	407044	407044	—	—	407044	407044	407044
Base plate, contact breaker (with condenser on DKY)	410520	410520	410520	410520	408940	410520	408940	409613	409613	408940	408940	408940
Plate, bearing, contact breaker	—	—	—	—	—	—	—	—	—	—	—	—
Spring, star, base fixing	—	—	—	—	410712	—	410712	—	—	410712	410712	410712
Circlip, base fixing	—	—	—	—	414728	—	414728	—	—	414728	414728	414728
§Pin, terminal and details, L.T.	407019	407019	407019	407019	408988	407019	408988	405314	405314	408988	408988	408988
Bush, insulating, inside L.T. terminal or bridge	407006	407006	407006	407006	408945	407006	408945	409565	409565	408945	408945	408945
Piece/pad, shaped, insulating, L.T. terminal	407018	407018	407018	407018	408944	407018	408944	405319	405319	408944	408944	408944
Bush, contact breaker spring	—	—	—	—	—	—	—	—	—	—	—	—
Piece, insulating, contact breaker spring	—	—	—	—	—	—	—	—	—	—	—	—
Lead or connector, L.T.	407010	407010	407010	407010	407010	407010	407010	409568	409568	407010	407010	407010
Lead, earth	—	—	—	—	414715	—	414715	—	—	414715	414715	414715
Cam	54411781	54411781	54411781	54411781	409922	419947	409921	420588	420588	408999	408999	414707
Springs, set, auto-advance	416019/S	416019/S	416019/S	407326/S	416001/S	407371	406137/S	406136/S	416076/S	410754	410765	414734
Toggle	407131	407131	407131	407131	407131	400141	407131	400141	400141	407131	407131	—
Weight	415730	415730	415730	415730	415729	400149	415730	400149	400149	415729	415729	410033/S
Plate, shaft and action	408475	408475	408475	407370	416525	407183	416400	409576	409576	410620	420191	414973
Lubricator	—	—	—	—	—	—	—	—	—	—	—	—
Bearing, bushing, top	189272	189295	189272	404374	189272	404374	189272	404374	404374	189272	189272	189272
Bushing, bottom	410590	410590	410590	410590	410590	410590	410590	410590	410590	410590	410590	410590
Clip, cap retaining	420261	420261	420261	420261	420262/S	420261	420262/S	420261	420261	420262/S	420262/S	420262/S
§Sundry parts, set	400843	400843	400843	400843	400843	400843	400843	400843	400843	400843	400843	400843

DISTRIBUTORS

40109 — 40116

Note. For replacement distributor spare parts, see appropriate column under part number † When ordering, quote part number shown in brackets ‡ Supplied by Vehicle Manufacturer
 § Recommended spares for stock

DETAILED SPARE PARTS

40116 — 40130

DISTRIBUTORS

Part No.	†40116F	†40116H	†40117A/J	40121A/H	40123A/D	40125A/D	40125E/F	40126A/B	40126D	40126E	40129D/F	40130A
Model	DVZH6A	DVZH6A	DKY4A	DKY2A	DKYH4A	DVXH6A	DVXH6A	DKY2A	DKX2A	DKX2A	DKYH4A	DVX6A
Type	T73	T73	BN169	AJ30	BQ27	CC15	CC15	FY1	FY1	FY1	FA71	CM3-0
Rotation	Clock	Clock	Clock	Clock	Anti-clock	Anti-clock	Anti-clock	Anti-clock	Anti-clock	Anti-clock	Clock	Anti-clock
Earth Return or Insulated Return	E.R.	E.R.	E.R.	E.R.	E.R.	E.R.	E.R.	E.R.	E.R.	E.R.	E.R.	E.R.
E.C.M. Curve No.	387	387	376	390	374	412	355	297	287	474	340	386
Range	14°-16°	14°-16°	16°-18°	18°-20°	13°-15°	23°-27°	16°-18°	11½°-13°	21°-23°	21°-23°	8°-9½°	20°-23°
Replaced by (see footnote)	(40359)	(40359)	(40269)	—	—	—	—	—	—	—	—	—
§Plate/lever, clamping, timing or micrometer	418206	417615	—	405588	415256	415158	415158	402078	402078	402078	—	415256
Screw, or nut and screw assembly	415087	415087	401119	401119	412202	415087	415087	401092	401092	401092	401119	412202
Spring, ratchet, micrometer	—	—	—	—	—	—	—	—	—	—	—	—
Spring, return, micrometer	—	—	—	—	—	—	—	—	—	—	—	—
§Unit, vacuum control	419066	419066	419061	—	—	419064	419073	—	—	—	—	418958
§Housing, micrometer	408913	414713	—	—	—	408914	408914	—	—	—	—	408914
Terminal details, housing	408986	408986	—	—	—	408986	408986	—	—	—	—	408986
§Nut, adjusting, micrometer	408948	408948	407241	—	—	408948	408948	—	—	—	—	408948
§Details set, micrometer	408989	408989	408989	—	—	408989	408989	—	—	—	—	408989
§Bracket, vacuum control unit	—	—	406601	—	—	—	—	—	—	—	—	—
§Lever, actuating	—	—	409653	—	—	—	—	—	—	—	404370	—
§Washer/sleeve, thrust, shaft	—	—	—	—	—	—	—	—	146460	146460	—	—
§Dog or gear, driving	410601	410601	—	—	410601	410601	410601	220498	220498	220498	410601	—
§Distributor, service	—	—	—	40121/S	40123/S	—	—	40126/S	40126/S	40126/S	40129/S	—
Cap, distributor	417178	417178	418888	409603	409635	417178	417178	409603	400136	400136	409635	407043
Nut, cable securing	—	—	410600	410600	—	—	—	410600	410600	410600	—	410600
Brush and spring	404435	404435	404435	404435	404435	404435	404435	404435	404435	404435	404435	404435
Rotor arm	415088	415088	400051	400051	400052	407106	407106	400052	400052	400052	400051	407106
Contact breaker, complete	—	—	409614	409614	409614	—	—	409614	400164	400164	409614	—
Contact set	407050	407050	407050	407050	407050	407050	407050	407050	400415	400415	407050	407050
Condenser	407044	407044	—	—	—	407044	407044	—	400308	400308	—	407044
Base plate, contact breaker (with condenser on DKY)	408940	408940	409613	409613	409613	408940	408940	409613	400001	400001	409613	408940
Plate, bearing, contact breaker	—	—	—	—	—	—	—	—	—	—	—	—
Spring, star, base fixing	410712	410712	—	—	—	410712	401712	—	—	—	—	410712
Circlip, base fixing	414728	414728	—	—	—	414728	414728	—	—	—	—	414728
§ Pin, terminal and details, L.T.	408988	408988	405314	405314	405314	408988	408988	405314	123022	123022	405314	408988
Bush, insulating, inside L.T. terminal or bridge	408945	408945	409565	409565	409565	408945	408945	409565	—	—	409565	408945
Piece/pad, shaped, insulating, L.T. terminal	408944	408944	405319	405319	405319	408944	408944	405319	—	—	405319	408944
Bush, contact breaker spring	—	—	—	—	—	—	—	—	—	—	—	—
Piece, insulating, contact breaker spring	—	—	—	—	—	—	—	—	—	—	—	—
§ Lead or connector, L.T.	407010	407010	409568	409568	409568	407010	407010	409568	400034	400034	409568	407010
Lead, earth	414715	414715	—	—	—	414715	414715	—	—	—	—	414715
Cam	414707	414707	420588	414915	496016	408999	408999	418996	415283	415283	420588	408999
Springs, set, auto-advance	414734	414734	416001/S	408541	406136/S	407267/S	416004/S	407326/S	407326/S	416123/S	416019/S	406350
Toggle	—	—	418706	400141	400141	407131	407131	400141	407131	407131	400141	407131
Weight	410033/S	410033/S	400149	400149	400150	415730	415730	400150	415730	415730	400149	415730
Plate, shaft and action	414973	414973	409651	409582	409591	416520	416543	409588	416537	416548	409576	416502
Lubricator	—	—	—	—	—	—	—	—	—	—	—	—
Bearing, bushing, top	189272	189272	404374	404374	404374	189272	189272	404374	404374	404374	404374	189272
Bushing, bottom	410590	410590	410590	410590	410590	410590	410590	410590	410590	410590	410590	410590
Clip, cap retaining	420262/S	420262/S	420261	420261	420261	420262/S	420262/S	420261	420261	420261	420261	420262/S
§Sundry parts, set	400843	400843	400843	400843	400843	400843	400843	400843	400843	400843	400843	400843

Note. For replacement distributor spare parts, see appropriate column under part number † When ordering, quote part number shown in brackets § Recommended spares for stock

For illustrations, see pages F2-F7

continued

F14

DETAILED SPARE PARTS

Part No.	40130B	40130D/E	‡40131A	‡40131B	40133A/E	40135A/B	40135D	40135E/H	†40137A/F	40140A/B	40140D	40140F/H
Model	DVX6A	DVX6A	DX6A	DX6A	DX6A	DVXH6A	DVXH6A	DVXH6A	DX6A	DVX4A	DVXH4A	DVXH4A
Type	CM3	CM3	CM3-0	CM3	BN161	T71	T71	T71	BS52	FJ6	FJ6	FJ6
Rotation	Anti-clock	Anti-clock	Clock	Clock	Clock	Clock	Clock	Clock	Clock	Anti-clock	Anti-clock	Anti-clock
Earth Return or Insulated Return	E.R.	E.R.	E.R.	E.R.	E.R.	E.R.	E.R.	E.R.	E.R.	E.R.	E.R.	E.R.
E.C.M. Curve No.	342	342	386	342	320D	266B	266B	266B	391	394A	394A	394A
Range	20°-23°	20°-23°	20°-23°	20°-23°	14°-16°	9°-11°	9°-11°	9°-11°	16°-18°	9°-11°	9°-11°	9°-11°
Replaced by (see footnote)	—	—	—	—	—	—	—	—	(40179)	—	—	—
§Plate/lever, clamping, timing or micrometer	415256	415256	415256	415256	—	405588	405588	405588	—	—	—	—
Screw, or nut and screw assembly	412202	412202	412202	412202	401119	401119	401119	401119	401119	—	—	—
Spring, ratchet, micrometer	—	—	—	—	—	—	—	—	—	—	—	—
Spring, return, micrometer	—	—	—	—	—	—	—	—	—	—	—	—
§Unit, vacuum control	418958	418958	—	—	400853	418958	418958	418958	—	419072	419072	419072
§Housing, micrometer	408914	408914	—	—	—	408913	408913	408913	—	408914	408914	408914
Terminal details, housing	408986	408986	—	—	—	408986	408986	408986	—	408986	408986	408986
§Nut, adjusting, micrometer	408948	408948	—	—	403321	408948	408948	408948	—	408948	408948	408948
§Details set, micrometer	408989	408989	—	—	408989	408989	408989	408989	—	408989	408989	408989
§Bracket, vacuum control unit	—	—	—	—	—	406601	—	—	—	—	—	—
§Lever, actuating	—	—	—	—	—	407238	—	—	406015	—	—	—
§Washer/sleeve, thrust, shaft	—	—	—	—	—	—	—	—	—	—	—	—
§Dog or gear, driving	—	—	—	—	—	—	—	—	—	410601	410601	—
§Distributor, service	—	—	40131/S	40131/S	40133/S	—	—	—	†40137/S (40179)	—	—	—
§§ Cap, distributor	407043	407043	407043	407043	407043	415708	415708	415708	407043	415298	420760	420760
Nut, cable securing	410600	410600	410600	410600	410600	—	—	—	410600	410600	—	—
Brush and spring	404435	404435	404435	404435	404435	404435	404435	404435	404435	404435	404435	404435
Rotor arm	407106	407106	415088	415088	415088	415088	415088	415088	415088	408357	408357	408357
Contact breaker, complete	—	—	—	—	—	—	—	—	—	—	—	—
Contact set	407050	407050	407050	407050	407050	407050	407050	407050	407050	407050	407050	407050
Condenser	407044	407044	407044	407044	407044	407044	407044	407044	407044	407044	407044	407044
Base plate, contact breaker (with condenser on DKY)	408940	408940	410520	410520	410520	408940	408940	408940	410520	408940	408940	408940
Plate, bearing, contact breaker	—	—	—	—	—	—	—	—	—	—	—	—
Spring, star, base fixing	410712	410712	—	—	—	410712	410712	410712	—	410712	410712	410712
Circlip, base fixing	414728	414728	—	—	—	414728	414728	414728	—	414728	414728	414728
§ Pin, terminal and details, L.T.	408988	408988	407019	407019	407019	408988	408988	408988	407019	408988	408988	408988
Bush, insulating, inside L.T. terminal or bridge	408945	408945	407006	407006	407006	408945	408945	408945	407006	408945	408945	408945
Piece/pad, shaped, insulating, L.T. terminal	408944	408944	407018	407018	407018	408944	408944	408944	407018	408944	408944	408944
Bush, contact breaker spring	—	—	—	—	—	—	—	—	—	—	—	—
Piece, insulating, contact breaker spring	—	—	—	—	—	—	—	—	—	—	—	—
Lead or connector, L.T.	407010	407010	407010	407010	407010	407010	407010	407010	407010	407010	407010	407010
Lead, earth	414715	414715	—	—	—	414715	414715	414715	—	414715	414715	414715
Cam	408999	408999	54411781	54411781	54411781	408999	408999	408999	54411781	409921	409921	409921
Springs, set, auto-advance	407256/S	407256/S	406350	407256/S	409644	407248/S	407248/S	407248/S	408540	415745	415745	415745
Toggle	407131	407131	407131	407131	407131	407131	407131	407131	407131	407131	407131	407131
Weight	415730	415730	415729	415729	415729	415729	415729	415729	415729	415730	415730	415730
Plate, shaft and action	416502	416502	422182	422182	416512	408991	408991	408991	407366	409958	409958	409958
Lubricator	—	—	—	—	—	—	—	—	—	—	—	—
Bearing, bushing, top	189295	189272	404374	404374	404374	189272	189295	189272	404374	189272	189272	189272
Bushing, bottom	410590	410590	410590	410590	410590	410590	410590	410590	410590	410590	410590	410590
Clip, cap retaining	420262/S	420262/S	420261	420261	420261	420262/S	420262/S	420262/S	420261	420262/S	420262/S	420262/S
§Sundry parts, set	400843	400843	400843	400843	400843	400843	400843	400843	400843	400843	400843	400843

DISTRIBUTORS

40130 — 40140

Note. For replacement distributor spare parts, see appropriate column under part number † When ordering, quote part number shown in brackets ‡ Return unit for possible repair
 § Recommended spares for stock || Supplied by Vehicle Manufacturer

DETAILED SPARE PARTS

F16

40141 — 40149

DISTRIBUTORS

Part No.	40141A/F	40142A/F	40143A/D	40143E/F	†40144A/B	†40144D/E	†40147A	†40147B	†40147D/H	†40148A/F	40149A	40149B/D
Model	DKYH4A	DKY4A	DX6A	DX6A	DKY4A	DKY4A	DVX6A	DVX6A	DVX6A	DKY4A	DVXH6A	DVXH6A
Type	BN182	AA74	D8	D8	V140	V140	BN186	BN186	BN186	AE4	GC42	GC42
Rotation	Clock	Clock	Clock	Clock	Clock	Clock	Clock	Clock	Clock	Anti-clock	Clock	Clock
Earth Return or Insulated Return	E.R.	E.R.	E.R.	E.R.	E.R.	E.R.	E.R.	E.R.	E.R.	E.R.	E.R.	E.R.
E.C.M. Curve No.	392	395J	396	396	397K	409L	399	399	399	405M	411	411
Range	20°-23°	20°-23°	16°-18°	16°-18°	11°-13°	20°-23°	13°-15°	13°-15°	13°-15°	18°-20°	13°-15°	13°-15°
Replaced by (see footnote)	—	—	—	—	(40071)	(40071)	(40371)	(40371)	(40371)	(40081)	—	—
§Plate/lever, clamping, timing or micrometer	—	405903	—	405903	415256	415256	—	—	415256	—	409660	405588
Screw, or nut and screw assembly	401119	401119	401092	401119	412202	412202	—	—	412202	401119	401092	401119
Spring, ratchet, micrometer	—	—	—	—	—	—	—	—	—	—	—	—
Spring, return, micrometer	—	—	—	—	—	—	—	—	—	—	—	—
§Unit, vacuum control	402365	—	—	—	—	—	419067	419067	419067	—	419066	419066
§Housing, micrometer	—	—	—	—	—	—	408913	408913	408913	—	408913	408913
Terminal details, housing	—	—	—	—	—	—	408986	408986	408986	—	408986	408986
§Nut, adjusting, micrometer	407241	403321	—	403321	—	—	408948	408948	408948	—	408948	408948
§Details set, micrometer	408989	408989	—	408989	—	—	408989	408989	408989	—	408989	408989
§Bracket, vacuum control unit	415470	—	—	—	—	—	—	—	—	—	—	—
§Lever, actuating	415473	—	—	—	—	—	—	—	—	—	—	—
§Washer/sleeve, thrust, shaft	—	—	—	—	—	—	—	—	—	—	—	—
§Dog or gear, driving	410601	—	—	—	410601	410601	—	—	410601	—	—	—
§Distributor, service	40141/S	40142/S	40143/S	40143/S	†40144/S (40071)	†40144/S (40071)	—	—	—	†40148/S (40081)	—	—
§ Cap, distributor	409635	418888	407043	407043	418888	418888	407043	407043	407043	418888	415708	415708
Nut, cable securing	—	410600	410600	410600	410600	410600	410600	410600	410600	410600	—	—
Brush and spring	404435	404435	404435	404435	404435	404435	404435	404435	404435	404435	404435	404435
Rotor arm	400051	400051	415088	415088	400051	400051	415088	415088	415088	400052	415088	415088
Contact breaker, complete	409614	409614	—	—	409614	409614	—	—	—	409614	—	—
Contact set	407050	407050	407050	407050	407050	407050	407050	407050	407050	407050	407050	407050
Condenser	—	—	407044	407044	—	—	407044	407044	407044	—	407044	407044
Base plate, contact breaker (with condenser on DKY)	409613	409613	410520	410520	409613	409613	408940	408940	408940	409613	408940	408940
Plate, bearing, contact breaker	—	—	—	—	—	—	—	—	—	—	—	—
Spring, star, base fixing	—	—	—	—	—	—	410712	410712	410712	—	410712	410712
Circlip, base fixing	—	—	—	—	—	—	414728	414728	414728	—	414728	414728
§ Pin, terminal and details, L.T.	405314	405314	407019	407019	405314	405314	408988	408988	408988	405314	408988	408988
Bush, insulating, inside L.T. terminal or bridge	409565	409565	407006	407006	409565	409565	408945	408945	408945	409565	408945	408945
Piece/pad, shaped, insulating, L.T. terminal	405319	405319	407018	407018	405319	405319	408944	408944	408944	405319	408944	408944
Bush, contact breaker spring	—	—	—	—	—	—	—	—	—	—	—	—
Piece, insulating, contact breaker spring	—	—	—	—	—	—	—	—	—	—	—	—
Lead or connector, L.T.	409568	409568	407010	407010	409568	409568	407010	407010	407010	409568	407010	407010
Lead, earth	—	—	—	—	—	—	414715	414715	414715	—	414715	414715
Cam	420588	420588	54411781	54411781	420588	420588	408999	408999	408999	496016	408999	408999
Springs, set, auto-advance	416042/S	416047/S	407256/S	407256/S	406699	417163	405396/S	405396/S	405396/S	416055/S	416103/S	416103/S
Toggle	400141	400141	407131	407131	400141	400141	407131	407131	407131	400141	407131	407131
Weight	400149	400149	415729	415729	400149	400149	415729	415729	415729	400150	415729	415729
Plate, shaft and action	409582	409582	422182	422182	409577	409582	420191	420191	420191	416702	420191	420191
Lubricator	—	—	—	—	—	—	—	—	—	—	—	—
Bearing, bushing, top	404374	404374	404374	404374	404374	404374	189272	189295	189272	404374	189272	189295
Bushing, bottom	410590	410590	410590	410590	410590	410590	410590	410590	410590	410590	410590	410590
Clip, cap retaining	420261	420261	420261	420261	420261	420261	420262/S	420262/S	420262/S	420261	420262/S	420262/S
§Sundry parts, set	400843	400843	400843	400843	400843	400843	400843	400843	400843	400843	400843	400843

Note. For replacement distributor spare parts, see appropriate column under part number † When ordering, quote part number shown in brackets § Recommended spares for stock

DETAILED SPARE PARTS

Part No.	40149E/F	40152A	40152B	40152H/J	†40154A	†40154B/D	†40155A/B	40156A	40156B/D	40156E/F
Model	DVXH6A	DKYH4A	DKYH4A	DKYH4A	DVXH4A	DVXH4A	DVXH6A	DVXH6A	DVXH6A	DVXH6A
Type	GC42	A167	A167	A167	G86	G86	G88	GC40	GC40	GC40
Rotation	Clock	Clock	Clock	Clock	Clock	Clock	Clock	Clock	Clock	Clock
Earth Return or Insulated Return	E.R.	E.R.	E.R.	E.R.	E.R.	E.R.	E.R.	E.R.	E.R.	E.R.
E.C.M. Curve No.	411	424	424	424	413	413	426	382	382	382
Range	13°-15°	7°-9°	7°-9°	7°-9°	18°-20°	18°-20°	16°-18°	13°-15°	13°-15°	13°-15°
Replaced by (see footnote)	—	—	—	—	(40504)	(40504)	(40565)	—	—	—
§Plate/lever, clamping, timing or micrometer	405588	—	—	—	414909	414909	414909	409660	405588	405588
Screw, or nut and screw assembly	401119	—	—	—	412202	412202	412202	401092	401119	401119
Spring, ratchet, micrometer	—	—	—	—	—	—	—	—	—	—
Spring, return, micrometer	—	—	—	—	—	—	—	—	—	—
§Unit, vacuum control	419066	—	—	—	419066	419066	419066	419073	419073	419073
§Housing, micrometer	408913	—	—	—	408913	408913	408913	408913	408913	408913
Terminal details, housing	408986	—	—	—	408986	408986	408986	408986	408986	408986
§Nut, adjusting, micrometer	408948	—	—	—	408948	408948	408948	408948	408948	408948
§Details set, micrometer	408989	—	—	—	408989	408989	408989	408989	408989	408989
§Bracket, vacuum control unit	—	—	—	—	—	—	—	—	—	—
§Lever, actuating	—	—	—	—	—	—	—	—	—	—
§Washer/sleeve, thrust, shaft	—	—	—	—	—	—	—	—	—	—
§Dog or gear, driving	—	417219	417219	417219	410601	410601	410601	—	—	—
§Distributor, service	—	40152/S	40152/S	40152/S	—	—	—	—	—	—
Cap, distributor	415708	409635	409635	409635	415707	415707	415708	415708	415708	415708
Nut, cable securing	—	—	—	—	—	—	—	—	—	—
Brush and spring	404435	404435	404435	404435	404435	404435	404435	404435	404435	404435
Rotor arm	415088	400051	400051	400051	408355	408355	415088	415088	415088	415088
Contact breaker, complete	—	409614	409614	409614	—	—	—	—	—	—
Contact set	407050	407050	407050	407050	407050	407050	407050	407050	407050	407050
Condenser	407044	—	—	—	407044	407044	407044	407044	407044	407044
Base plate, contact breaker (with condenser on DKY)	408940	409613	409613	409613	408940	408940	408940	408940	408940	408940
Plate, bearing, contact breaker	—	—	—	—	—	—	—	—	—	—
Spring, star, base fixing	410712	—	—	—	410712	410712	410712	410712	410712	410712
Circlip, base fixing	414728	—	—	—	414728	414728	414728	414728	414728	414728
§ Pin, terminal and details, L.T.	408988	405314	405314	405314	408988	408988	408988	408988	408988	408988
Bush, insulating, inside L.T. terminal or bridge	408945	409565	409565	409565	408945	408945	408945	408945	408945	408945
Piece/pad, shaped, insulating, L.T. terminal	408944	405319	405319	405319	408944	408944	408944	408944	408944	408944
Bush, contact breaker spring	—	—	—	—	—	—	—	—	—	—
Piece, insulating, contact breaker spring	—	—	—	—	—	—	—	—	—	—
Lead or connector, L.T.	407010	409568	409568	409568	407010	407010	407010	407010	407010	407010
Lead, earth	414715	—	—	—	414715	414715	414715	414715	414715	414715
Cam	408999	420588	420588	420588	409922	423001	408999	408999	408999	408999
Springs, set, auto-advance	416103/S	416075/S	416075/S	416075/S	416075/S	416075/S	416136/S	405396/S	405396/S	405396/S
Toggle	407131	400141	400141	400141	407131	407131	407131	407131	407131	407131
Weight	415729	400149	400149	400149	415729	415729	415729	415729	415729	415729
Plate, shaft and action	420191	409577	409576	409576	416521	419229	410736	420191	420191	420191
Lubricator	—	—	—	—	—	—	—	—	—	—
Bearing, bushing, top	189272	404374	404374	404374	189272	189272	189272	189272	189295	189272
Bushing, bottom	410590	410590	410590	410590	410590	410590	410590	410590	410590	410590
Clip, cap retaining	420262/S	420261	420261	420261	420262/S	420262/S	420262/S	420262/S	420262/S	420262/S
§Sundry parts, set	400843	400843	400843	400843	400843	400843	400843	400843	400843	400843

DISTRIBUTORS

40149 — 40156

Note. For replacement distributor spare parts, see appropriate column under part number † When ordering, quote part number shown in brackets § Recommended spares for stock

DETAILED SPARE PARTS

F18

40157 — 40172

Part No.	40157A	40157B/D	40158A/D	40161A/F	40162A/E	†40163A	40164A/B	40165A/E	40166A	†40167A	†40167B/H	40172A/F
Model	DVXH6A	DVXH6A	DVXH4A	DX6A	DKY4A	DUH6A	DKZ4A	DZ6A	DXH6A	DKY4A	DKY4A	DVX4A
Type	A170	A170	AA79	BN192	DA37	BN193	P74-0	P75-0	GF19	BP86	BP86	BN189
Rotation	Clock	Clock	Clock	Clock	Clock	Clock	Clock	Clock	Anti-clock	Clock	Clock	Clock
Earth Return or Insulated Return	E.R.	E.R.	E.R.	E.R.	E.R.	I.R.	E.R.	E.R.	E.R.	E.R.	E.R.	E.R.
E.C.M. Curve No.	429	432	392	423	279	423	256	260	289	428	437	430
Range	18°-20°	14°-16°	20°-23°	18°-20°	14°-16°	18°-20°	12½°-14½°	8°-10°	13°-15°	18°-20°	20°-23°	16°-18°
Replaced by (see footnote)	—	—	—	—	—	(40339)	—	—	—	(40071)	(40071)	—
§Plate/lever, clamping, timing or micrometer	—	—	—	—	404422	—	—	—	—	415256	415256	405588
Screw, or nut and screw assembly	—	—	—	401119	401119	401119	401119	401119	412202	412202	412202	401119
Spring, ratchet, micrometer	—	—	—	—	—	—	—	—	—	—	—	—
Spring, return, micrometer	—	—	—	—	—	—	—	—	—	—	—	—
§Unit, vacuum control	419066	419067	419067	417499	—	417499	402313	402345	—	—	—	419066
§Housing, micrometer	408913	408913	408913	—	—	—	—	—	—	—	—	408913
Terminal details, housing	408986	408986	408986	—	—	—	—	—	—	—	—	408986
§Nut, adjusting, micrometer	—	—	—	403321	—	403321	—	—	—	—	—	408948
§Details set, micrometer	408989	408989	408989	408989	—	408989	—	—	—	—	—	408989
§Bracket, vacuum control unit	—	—	—	406601	—	406601	408374	404912	—	—	—	—
§Lever, actuating	—	—	—	407238	—	407238	417618	417618	415731	—	—	—
§Washer/sleeve, thrust, shaft	—	—	—	—	—	—	—	—	—	—	—	—
§Dog or gear, driving	—	—	—	—	†	—	—	—	—	410601	410601	—
§Distributor, service	—	—	—	40161/S	40162/S	†40163/S	40164/S	40165/S	40166/S	†40167/S	†40167/S	—
(40339)	—	—	—	—	—	(40339)	—	—	—	(40071)	(40071)	—
§ Cap, distributor	417178	417178	420760	407043	418888	404520	418888	407043	407279	418888	418888	415298
Nut, cable securing	—	—	—	410600	410600	—	410600	410600	—	410600	410600	410600
§ Brush and spring	404435	404435	404435	404435	404435	404435	404435	404435	404435	404435	404435	404435
§ Rotor arm	415088	415088	408355	415088	400051	410876	400051	415088	407106	400051	400051	408355
§ Contact breaker, complete	—	—	—	—	409614	—	409614	—	—	409614	409614	—
Contact set	407050	407050	407050	407050	407050	400415	407050	407050	407050	407050	407050	407050
Condenser	407044	407044	407044	407044	—	400308	—	407044	407044	—	—	407044
§ Base plate, contact breaker (with condenser on DKY)	408940	408940	408940	410520	409613	406469	409613	410520	410520	409613	409613	408940
Plate, bearing, contact breaker	—	—	—	—	—	—	—	—	—	—	—	—
Spring, star, base fixing	410712	410712	410712	—	—	—	—	—	—	—	—	410712
Circlip, base fixing	414728	414728	414728	—	—	—	—	—	—	—	—	414728
§ Pin, terminal and details, L.T.	408988	408988	408988	407019	405314	123120	405314	—	407019	405314	405314	408988
Bush, insulating, inside L.T. terminal or bridge	408945	408945	408945	407006	409565	—	409565	—	407006	409565	409565	408945
Piece/pad, shaped, insulating, L.T. terminal	408944	408944	408944	407018	405319	—	405319	—	407018	405319	405319	408944
Bush, contact breaker spring	—	—	—	—	—	—	—	—	—	—	—	—
Piece, insulating, contact breaker spring	—	—	—	—	—	—	—	—	—	—	—	—
§ Lead or connector, L.T.	407010	407010	407010	407010	409568	—	407010	407010	407010	409568	409568	407010
Lead, earth	414715	414715	414715	—	—	—	—	—	—	—	—	414715
Cam	408999	408999	409922	54411781	420588	419947	418426	410509	54411781	420588	420588	409922
§ Springs, set, auto-advance	416078/S	416082/S	410820/S	416035/S	404598	489686/S	416083/S	410048/S	404458	416042/S	407267/S	416079/S
Toggle	407131	407131	407131	407131	400141	400141	—	—	407131	400141	400141	407131
Weight	415729	415729	415729	415729	400149	403268	410033/S	410033/S	415730	400149	400149	415729
Plate, shaft and action	416533	416533	417505	422182	409579	404888	410021	410021	416532	409582	409582	416525
§ Lubricator	—	—	—	—	—	400304	—	—	—	—	—	—
Bearing, bushing, top	189272	189272	189272	404374	404374	410590	404374	404374	189272	404374	404374	189272
Bushing, bottom	410590	410590	410590	410590	410590	410590	410590	410590	410590	410590	410590	410590
§ Clip, cap retaining	420262/S	420262/S	420262/S	420261	420261	420261	420261	420261	420261	420261	420261	420262/S
§ Sundry parts, set	400843	400843	400843	400843	400843	400843	400843	400843	400843	400843	400843	400843

DISTRIBUTORS

Note. For replacement distributor spare parts, see appropriate column under part number † When ordering, quote part number shown in brackets ‡ Supplied by Vehicle Manufacturer
 § Recommended spares for stock

DETAILED SPARE PARTS

Part No.	40173A/E	40174A	40175E/F	40179A/D	40181A	†40182A/E	40189A/B	40192A/D	40193A/B	40194A/B	40195A/B	40196A/B
Model	DK6A	DKX4A	DZ6A	DX6A	DVXH6A	DKY4A	DVX6A	DKY4A	DKY4A	DKY4A	DKYH4A	DKYH4A
Type	CJ30	BE2	BS56-0	BS57	A173	CH27	BN17	BP75	AA61	G45	V87	S67
Rotation	Anti-clock	Clock	Clock	Clock	Clock	Anti-clock	Clock	Anti-clock	Clock	Clock	Clock	Anti-clock
Earth Return or Insulated Return	E.R.	E.R.	E.R.	E.R.	E.R.	E.R.	E.R.	E.R.	E.R.	E.R.	E.R.	E.R.
E.C.M. Curve No.	368	300	330	391	434	359	399	264	403	294	282	282
Range	9°-11°	24°-27°	11°-13°	16°-18°	18°-20°	20°-23°	13°-15°	16°-18°	11°-13°	24°-27°	12°-14°	12°-14°
Replaced by (see footnote)	—	—	—	—	—	(40091)	—	—	—	—	—	—
§Plate/lever, clamping, timing or micrometer	—	401327	406087	406087	—	—	—	405588	405903	408352	405588	—
Screw, or nut and screw assembly	—	401092	401082	401082	—	—	—	401119	401119	401082	401119	401119
Spring, ratchet, micrometer	—	—	—	—	—	—	—	—	—	—	—	—
Spring, return, micrometer	—	—	—	—	—	—	—	—	—	—	—	—
§Unit, vacuum control	—	—	—	—	419067	—	419064	—	—	—	—	402314
§Housing, micrometer	—	—	—	—	408913	—	408913	—	—	—	—	—
Terminal details, housing	—	—	—	—	408986	—	408986	—	—	—	—	—
§Nut, adjusting, micrometer	—	—	403321	403321	—	—	408948	—	403321	403321	—	—
§Details set, micrometer	—	—	—	408989	408989	—	408989	—	408989	408989	—	—
§Bracket, vacuum control unit	—	—	—	—	—	—	—	—	—	—	—	406287
§Lever, actuating	—	—	—	—	—	—	—	—	—	—	—	406298
§Washer/sleeve, thrust, shaft	—	—	—	—	—	—	—	—	—	—	—	—
§Dog or gear, driving	—	406106	—	†	—	—	†	410601	—	410601	†	410601
§Distributor, service	40173/S	40174/S	40175/S	40179/S	—	†40182/S (40091)	—	40192/S	40193/S	40194/S	40195/S	40196/S
§ Cap, distributor	400181	400135	407043	407043	417178	418888	407043	418888	418888	418888	409635	409635
Nut, cable securing	410600	410600	410600	410600	—	410600	410600	410600	410600	410600	—	—
Brush and spring	404435	404435	404435	404435	404435	404435	404435	404435	404435	404435	404435	404435
Rotor arm	403866	400051	415088	415088	415088	400052	415088	400052	400051	400051	400051	400052
Contact breaker, complete	400164	400164	—	—	—	409614	—	409614	409614	409614	409614	409614
Contact set	400415	400415	407050	407050	407050	407050	407050	407050	407050	407050	407050	407050
Condenser	400308	400308	407044	407044	407044	—	407044	—	—	—	—	—
Base plate, contact breaker (with condenser on DKY)	400001	400001	410520	410520	408940	409613	408940	409613	409613	409613	409613	409613
Plate, bearing, contact breaker	—	—	—	—	—	—	—	—	—	—	—	—
Spring, star, base fixing	—	—	—	—	410712	—	410712	—	—	—	—	—
Circlip, base fixing	—	—	—	—	414728	—	414728	—	—	—	—	—
§ Pin, terminal and details, L.T.	123022	123022	—	407019	408988	405314	408988	405314	405314	405314	405314	405314
Bush, insulating, inside L.T. terminal or bridge	—	—	—	407006	408945	409565	408945	409565	409565	409565	409565	409565
Piece/pad, shaped, insulating, L.T. terminal	—	—	—	407018	408944	405319	408944	405319	405319	405319	405319	405319
Bush, contact breaker spring	409894	409894	—	—	—	—	—	—	—	—	—	—
Piece, insulating, contact breaker spring	—	—	—	—	—	—	—	—	—	—	—	—
Lead or connector, L.T.	400034	400034	407010	407010	407010	409568	407010	409568	409568	409568	409568	409568
Lead, earth	—	—	—	—	414715	—	414715	—	—	—	—	—
Cam	419947	408408	410509	54411781	408999	496016	408999	496016	420588	420588	420588	496016
Springs, set, auto-advance	405396/S	407917	410048	408540	407256/S	416004/S	405396	407313	407248/S	409631/S	409636	409636
Toggle	400141	407131	—	407131	407131	400141	407131	400141	400141	400141	400141	400141
Weight	400150	415729	410033/S	415729	415729	400150	415729	400150	400149	400149	400149	400150
Plate, shaft and action	400107	416636	410021	407366	416535	416702	420191	409592	409577	409583	409577	409588
Lubricator	400304	—	—	—	—	—	—	—	—	—	—	—
Bearing, bushing, top	404374	404374	404374	404374	189272	404374	189272	404374	404374	404374	404374	404374
Bushing, bottom	410590	410590	410590	410590	410590	410590	410590	410590	410590	410590	410590	410590
Clip, cap retaining	420261	420261	420261	420261	420262/S	420261	420262	420261	420261	420261	420261	420261
Sundry parts, set	400843	400843	400843	400843	400843	400843	400843	400843	400843	400843	400843	400843

DISTRIBUTORS

40173 — 40196

Note. For replacement distributor spare parts, see appropriate column under part number † When ordering, quote part number shown in brackets ‡ Supplied by Vehicle Manufacturer
 § Recommended spares for stock

DETAILED SPARE PARTS

F20

40197 - 40207

Part No.	40197A/B	‡40198A/D	†40199A/D	†40199E	†40200A/B	†40200D	†40201A/B	†40205A/B	40206A	40206D/E	40207A	40207B
Model	DKY4A	DVXH6A	DVXH6A	DVX6A	DVX6A	DVX6A	DVX4A	DKYH4A	DKY4A	DKYH4A	DVX6A	DVX6A
Type	AA55	GC47	GC48	GC48	G97	G97	V140	A152	AE8	AE8	C50	C50
Rotation	Clock	Clock	Clock	Clock	Clock	Clock	Clock	Clock	Anti-clock	Anti-clock	Anti-clock	Anti-clock
Earth Return or Insulated Return	E.R.	E.R.	E.R.	E.R.	E.R.	E.R.	E.R.	E.R.	E.R.	E.R.	E.R.	E.R.
E.C.M. Curve No.	293	439	440	440	441	441	409	289	445	445	340	340
Range	14°-16°	16°-18°	13°-15°	13°-15°	9°-11°	9°-11°	20°-23°	11½°-13°	18°-20°	18°-20°	8°-9½°	8°-9½°
Replaced by (see footnote)	—	—	(40695)	(40695)	(40283)	(40283)	(40479)	(40076)	—	—	—	—
§Plate/lever, clamping, timing or micrometer	405903	414909	414909	414909	414909	414909	415256	—	—	—	415256	410612
Screw, or nut and screw assembly	401119	412202	412202	412202	412202	412202	412202	401119	401119	401119	412202	401082
Spring, ratchet, micrometer	—	—	—	—	—	—	—	—	—	—	—	—
Spring, return, micrometer	—	—	—	—	—	—	—	—	—	—	—	—
§Unit, vacuum control	—	418958	419066	419066	419077	419077	419070	—	—	—	418958	418958
§Housing, micrometer	—	408913	408913	408913	408913	408913	408913	—	—	—	408914	408914
Terminal details, housing	—	408986	408986	408986	408986	408986	408986	—	—	—	408986	408986
§Nut, adjusting, micrometer	403321	408948	408948	408948	408948	408948	—	—	—	—	408948	408948
§Details set, micrometer	408989	408989	408989	408989	408989	408989	408989	—	—	—	408989	408989
§Bracket, vacuum control unit	—	—	—	—	—	—	—	—	—	—	—	—
§Lever, actuating	—	—	—	—	—	—	—	—	—	—	—	—
§Washer/sleeve, thrust, shaft	—	—	—	—	—	—	—	—	—	—	—	—
§Dog or gear, driving	—	410601	410601	410601	410601	410601	410601	—	—	—	—	—
§Distributor, service	40197/S	—	—	—	—	—	—	†40205/S (40076)	40206/S	40206/S	—	—
§ Cap, distributor	418888	415708	415708	407043	407043	407043	415298	409635	418888	409635	407043	407043
Nut, cable securing	410600	—	—	410600	410600	410600	410600	—	410600	—	410600	410600
Brush and spring	404435	404435	404435	404435	404435	404435	404435	404435	404435	404435	404435	404435
Rotor arm	400051	415088	415088	415088	415088	415088	408355	400051	400052	400052	407106	407106
Contact breaker, complete	409614	—	—	—	—	—	—	409614	409614	409614	—	—
Contact set	407050	407050	407050	407050	407050	407050	407050	407050	407050	407050	407050	407050
Condenser	—	407044	407044	407044	407044	407044	407044	—	—	—	407044	407044
Base plate, contact breaker (with condenser on DKY)	409613	408940	408940	408940	408940	408940	408940	409613	409613	409613	408940	408940
Plate, bearing, contact breaker	—	—	—	—	—	—	—	—	—	—	—	—
Spring, star, base fixing	—	410712	410712	410712	410712	410712	410712	—	—	—	410712	410712
Circlip, base fixing	—	414728	414728	414728	414728	414728	414728	—	—	—	414728	414728
§ Pin, terminal and details, L.T.	405314	408988	408988	408988	408988	408988	408988	405314	405314	405314	408988	408988
Bush, insulating, inside L.T. terminal or bridge	409565	408945	408945	408945	408945	408945	408945	409565	409565	409565	408945	408945
Piece/pad, shaped, insulating, L.T. terminal	405319	408944	408944	408944	408944	408944	408944	405319	405319	405319	408944	408944
Bush, contact breaker spring	—	—	—	—	—	—	—	—	—	—	—	—
Piece, insulating, contact breaker spring	—	—	—	—	—	—	—	—	—	—	—	—
Lead or connector, L.T.	409568	407010	407010	407010	407010	407010	407010	409568	409568	409568	407010	407010
Lead, earth	—	414715	414715	414715	414715	414715	414715	—	—	—	414715	414715
Cam	420588	408999	408999	408999	408999	408999	409922	420588	496016	496016	408999	408999
Springs, set, auto-advance	405583	416136/S	416076/S	416076/S	409637/S	409637/S	418484	406350	415487	415487	407326/S	407326/S
Toggle	400141	407131	407131	407131	407131	407131	407131	400141	400141	400141	407131	407131
Weight	400149	415729	415729	415729	415729	415729	415729	400149	400150	400150	415730	415730
Plate, shaft and action	409651	410620	410767	410767	410737	419230	416521	409577	416702	416702	416540	416540
Lubricator	—	—	—	—	—	—	—	—	—	—	—	—
Bearing, bushing, top	404374	189272	189272	189272	189272	189272	189272	404374	404374	404374	189272	189272
Bushing, bottom	410590	410590	410590	410590	410590	419231	410590	410590	410590	410590	410590	410590
Clip, cap retaining	420261	420262/S	420262/S	420262/S	420262/S	420262/S	420262/S	420261	420261	420261	420262/S	420262/S
§Sundry parts, set	400843	400843	400843	400843	400843	400843	400843	400843	400843	400843	400843	400843

DISTRIBUTORS

Note. For replacement distributor spare parts, see appropriate column under part number † When ordering, quote part number shown in brackets ‡ Return unit for possible repair
 § Recommended spares for stock ¶ Supplied by Vehicle Manufacturer

DETAILED SPARE PARTS

Part No.	40207D/E	40210A/B	†40215A/E	40216A/B	40217A	40217B/E	40218A/D	†40219A/B	†40219D	†40219E/F	†40221A	†40221E
Model	DVX6A	DVZ6A	DVZ6A	DVXH6A	DVXH4A	DVXH4A	DKYH4A	DKYH4A	DKYH4A	DKYH4A	DK4A	DK4A
Type	C50	QX	P77	BU41	BQ31	BQ31	T86	CJ32	CJ32	CJ32	RT	RT-0
Rotation	Anti-clock	Clock	Clock	Anti-clock	Anti-clock	Anti-clock	Anti-clock	Anti-clock	Anti-clock	Anti-clock	Anti-clock	Anti-clock
Earth Return or Insulated Return	E.R.	E.R.	E.R.	E.R.	E.R.	E.R.	E.R.	E.R.	E.R.	E.R.	E.R.	E.R.
E.C.M. Curve No.	378	387	459	450	453	476	454	455	455	455	77	384
Range	14°-16°	14°-16°	12°-14°	18°-20°	16°-21°	18°-20°	14°-16°	11°-13°	11°-13°	11°-13°	7°-8½°	7°-9°
Replaced by (see footnote)	—	—	(40405)	—	—	—	—	(40236)	(40236)	(40236)	(40224)	(40224)
§Plate/lever, clamping, timing or micrometer	410612	417615	419936	417615	415158	415158	—	—	—	—	405588	401290
Screw, or nut and screw assembly	401082	415087	412202	415087	415087	415087	401119	401119	401119	401119	401119	401082
Spring, ratchet, micrometer	—	—	—	—	—	—	—	—	—	—	—	—
Spring, return, micrometer	—	—	—	—	—	—	—	—	—	—	—	—
§Unit, vacuum control	419066	419066	419071	419070	425367	425367	400881	400898	418986	418986	—	—
§Housing, micrometer	408914	408913	414713	408914	408914	408914	—	—	—	—	—	—
Terminal details, housing	408986	408986	408986	408986	408986	408986	—	—	—	—	—	—
§Nut, adjusting, micrometer	408948	408948	—	408948	408948	408948	—	—	—	—	—	—
§Details set, micrometer	408989	408989	408989	408989	408989	408989	—	—	—	—	—	—
§Bracket, vacuum control unit	—	—	—	—	—	—	406287	404410	404410	—	—	—
§Lever, actuating	—	—	—	—	—	—	406298	404411	404411	—	—	—
§Washer/sleeve, thrust, shaft	—	—	—	—	—	—	—	—	—	—	—	—
§Dog or gear, driving	—	410601	—	410601	410601	410601	410601	—	—	—	—	—
§Distributor, service	—	—	—	—	—	—	40218/S	†40219/S (40236)	†40219/S (40236)	†40219/S (40236)	†40221/S (40224)	†40221/S (40224)
§ Cap, distributor	407043	407043	407043	415708	420760	420760	409635	409635	409635	409635	400135	400135
§ Nut, cable securing	410600	410600	410600	—	—	—	—	—	—	—	410600	410600
§ Brush and spring	404435	404435	404435	404435	404435	404435	404435	404435	404435	404435	404435	404435
§ Rotor arm	407106	415088	415088	407106	408357	408357	400052	400052	400052	400052	400052	400052
§ Contact breaker, complete	—	—	—	—	—	—	409614	409614	409614	409614	400164	400164
Contact set	407050	407050	407050	407050	407050	407050	407050	407050	407050	407050	400415	400415
Condenser	407044	407044	407044	407044	407044	407044	—	—	—	—	400308	400308
§ Base plate, contact breaker (with condenser on DKY)	408940	408940	408940	408940	408940	408940	409613	409613	409613	409613	400001	400001
Plate, bearing, contact breaker	—	—	—	—	—	—	—	—	—	—	—	—
Spring, star, base fixing	410712	410712	410712	410712	410712	410712	—	—	—	—	—	—
Circlip, base fixing	414728	414728	414728	414728	414728	414728	—	—	—	—	—	—
§ Pin, terminal and details, L.T.	408988	408988	408988	408988	408988	408988	405314	405314	405314	405314	123022	123022
Bush, insulating, inside L.T. terminal or bridge	408945	408945	408945	408945	408945	408945	409565	409565	409565	409565	—	—
Piece/pad, shaped, insulating, L.T. terminal	408944	408944	408944	408944	408944	408944	405319	405319	405319	405319	409894	409894
Bush, contact breaker spring	—	—	—	—	—	—	—	—	—	—	—	—
Piece, insulating, contact breaker spring Lead or connector, L.T.	407010	407010	407010	407010	407010	407010	409568	409568	409568	409568	400034	400034
Lead, earth	414715	414715	414715	414715	414715	414715	—	—	—	—	—	—
Cam	408999	414707	414707	408999	409921	409921	496016	496016	496016	496016	496016	496016
Springs, set, auto-advance	405396/S	414734	410605/S	416146/S	407256/S	416125/S	416106/S	416107/S	416107/S	416107/S	405396/S	404299/S
Toggle	407131	—	—	407131	407131	407131	400141	400141	400141	400141	400141	400141
Weight	415730	410033/S	410033/S	415730	415730	415730	400150	400150	400150	400150	400150	400150
Plate, shaft and action	420189	414973	414704	416502	416544	416523	409591	409588	409588	409588	400125	400125
Lubricator	—	—	—	407207	—	—	—	—	—	—	400304	400304
Bearing, bushing, top	189272	189272	189272	189272	189272	189272	404374	404374	404374	404374	404374	404374
Bushing, bottom	410590	410590	410590	410590	410590	410590	410590	410590	410590	410590	410590	410590
Clip, cap retaining	420262/S	420262/S	420262/S	420262/S	420262/S	420262/S	420261	420261	420261	420261	420261	420261
§Sundry parts, set	400843	400843	400843	400843	400843	400843	400843	400843	400843	400843	400843	400843

DISTRIBUTORS

40207 — 40221

Note. For replacement distributor spare parts, see appropriate column under part number † When ordering, quote part number shown in brackets § Recommended spares for stock

DETAILED SPARE PARTS

F22

40223 — 40239

Part No.	40223A	40224A	40225A	40228A	40228B/D	†40230A/E	40232A/B	40235A/B	40236A	40236B/D	†40237A/B	40239A/B
Model	DULFH8A	DK4A	DKZ4A	DX6A	DX6A	DVX4A	DKYH4A	DX6A	DKYH4A	DKYH4A	DKYH4A	DVXH4A
Type	CW23	BN24-0	P27	FA73	FA73	G100	V154	WG3	CJ32	CJ32	A177	AE
Rotation	Clock	Anti-clock	Clock	Anti-clock	Anti-clock	Clock	Clock	Anti-clock	Anti-clock	Anti-clock	Clock	Anti-clock
Earth Return or Insulated Return	E.R.	E.R.	E.R.	E.R.	E.R.	E.R.	E.R.	E.R.	E.R.	E.R.	E.R.	E.R.
E.C.M. Curve No.	312	77	225	452	495	467	463	471	455	493	410	372
Range	8°-10°	7°-8½°	8°-10°	14°-16°	20°-23°	20°-22°	9°-11°	12½°-13½°	11°-13°	11°-13°	9°-11°	14°-16°
Replaced by (see footnote)	—	—	—	—	—	(40504)	—	—	—	—	(40251)	—
§Plate/lever, clamping, timing or micrometer	411012	—	408370	415256	415256	414909	415256	—	—	—	—	—
Screw, or nut and screw assembly	—	—	401119	412202	412202	412202	412202	401119	—	—	—	401082
Spring, ratchet, micrometer	—	—	—	—	—	—	—	—	—	—	—	—
Spring, return, micrometer	—	—	—	—	—	—	—	—	—	—	—	—
§Unit, vacuum control	—	—	402313	—	—	419066	—	—	—	—	—	419073
§Housing, micrometer	—	—	—	—	—	408913	—	—	—	—	—	408914
Terminal details, housing	—	—	—	—	—	408986	—	—	—	—	—	408986
§Nut, adjusting, micrometer	—	—	407241	—	—	408948	—	—	—	—	—	408948
§Details set, micrometer	—	—	—	—	—	408989	—	—	—	—	—	408989
§Bracket, vacuum control unit	—	—	408374	—	—	—	—	—	—	—	—	—
§Lever, actuating	—	—	—	—	—	—	—	410612	—	—	—	—
§Washer/sleeve, thrust, shaft	—	—	—	—	—	—	—	—	—	—	—	—
§Dog or gear, driving	405282	—	—	410601	410601	410601	410601	—	—	—	417219	410601
§Distributor, service	—	40224/S	40225/S	40228/S	40228/S	—	40232/S	40235/S	40236/S	40236/S	†40237/S (40251)	—
§ Cap, distributor	411029	400135	418888	407043	407043	415298	409635	407043	409635	409635	409635	420760
Nut, cable securing	—	410600	410600	410600	410600	410600	—	410600	—	—	—	—
Brush and spring	404435	404435	404435	404435	404435	404435	404435	404435	404435	404435	404435	404435
Rotor arm	411031	400052	400051	407106	407106	408355	400051	407106	400052	400052	400051	408357
Contact breaker, complete	—	400164	409614	—	—	—	409614	—	409614	409614	409614	—
Contact set	403670	400415	407050	407050	407050	407050	407050	407050	407050	407050	407050	407050
Condenser	400308	400308	—	407044	407044	407044	—	407044	—	—	—	407044
Base plate, contact breaker (with condenser on DKY)	‡411087	400001	409613	410520	410520	408940	409613	410520	409613	409613	409613	408940
Plate, bearing, contact breaker	—	—	—	—	—	—	—	—	—	—	—	—
Spring, star, base fixing	—	—	—	—	—	410712	—	—	—	—	—	410712
Circlip, base fixing	—	—	—	—	—	414728	—	—	—	—	—	414728
§ Pin, terminal and details, L.T.	—	123022	405314	407019	407019	408988	405314	407019	405314	405314	405314	408988
Bush, insulating, inside L.T. terminal or bridge	—	—	409565	407006	407006	408945	409565	407006	409565	409565	409565	408945
Piece/pad, shaped, insulating, L.T. terminal	—	—	405319	407018	407018	408944	405319	407018	405319	405319	405319	408944
Bush, contact breaker spring	—	—	—	—	—	—	—	—	—	—	—	—
Piece, insulating, contact breaker spring Lead or connector, L.T.	—	400034	409568	407010	407010	407010	409568	407010	409568	409568	409568	407010
Lead, earth	—	—	—	—	—	414715	—	—	—	—	—	414715
Cam	—	496016	418426	54411781	54411781	409922	420588	54411781	496016	496016	420588	409921
Springs, set, auto-advance	411045/S	405396/S	410046/S	407360/S	406136/S	416113/S	404461	419406	416107/S	416139/S	417221	419089
Toggle	400141	400141	—	407131	407131	407131	400141	407131	400141	400141	400141	407131
Weight	403268	400150	410033/S	415730	415730	418494	400149	415730	400150	400150	400149	415730
Plate, shaft and action	405281	400125	410021	416535	408404	419661	409576	419433	409588	409588	409576	416400
Lubricator	405394	400304	—	—	—	—	—	—	—	—	—	—
Bearing, bushing, top	189315	404374	404374	189272	189272	189272	404374	189272	404374	404374	404374	189272
Bushing, bottom	—	410590	410590	410590	410590	419231	410590	410590	410590	410590	410590	410590
Clip, cap retaining	425765	420261	420261	420261	420261	420261/S	420261	420261	420261	420261	420261	420261/S
§Sundry parts, set	400843	400843	400843	400843	400843	400843	400843	400843	400843	400843	400843	400843

DISTRIBUTORS

Note. For replacement distributor spare parts, see appropriate column under part number † When ordering, quote part number shown in brackets ‡ Complete with cam § Recommended spares for stock

For illustrations, see pages F2-F7

continued

DETAILED SPARE PARTS

Part No.	40241A/B	†40244A/K	40245B/D	40249A/B	40251A/F	40252A/B	40252D	†40253A	†40257A/D	40258A/B	†40262A/D	†40263A/B
Model	DKH4A	DM2P4	DVX4A	DVX6A	DKYH4A	DM6	DM6	DULFH8A	DKY4A	DKYH4A	DKYH4A	DVX6A
Type	FA81	CW52	AE12	GC49	A169	CW53	CW53	XW7	BN208	BN209	BN206	GC50
Rotation	Clock	Clock	Anti-clock	Clock	Clock	Clock	Clock	Clock	Clock	Clock	Clock	Clock
Earth Return or Insulated Return	I.R.	E.R.	E.R.	E.R.	E.R.	E.R.	E.R.	E.R.	E.R.	E.R.	E.R.	E.R.
E.C.M. Curve No.	340	484	479	439	469	487	487	308	366	366	490	355
Range	11½°-13°	6½°-8½°	16°-18°	16°-18°	9°-11°	7°-9°	7°-9°	8°-10°	14°-16°	14°-16°	14°-16°	16°-18°
Replaced by (see footnote)	—	(40512)	—	—	—	—	—	(40223)	(40270)	—	(40270)	(40435)
§Plate/lever, clamping, timing or micrometer	404370	421191	—	414909	—	421191	421191	411012	—	—	—	414909
Screw, or nut and screw assembly	401119	415087	401082	412202	—	415087	415087	—	401119	401119	401119	412202
Spring, ratchet, micrometer	—	421825	—	—	—	421825	421825	—	—	—	—	—
Spring, return, micrometer	—	419086	—	—	—	419086	419086	—	—	—	—	—
§Unit, vacuum control	—	419254	419165	418958	—	419480	419480	—	419171	419171	402365	419309
§Housing, micrometer	—	—	408914	408913	—	—	—	—	—	—	—	408913
Terminal details, housing	—	—	408986	408986	—	—	—	—	—	—	—	408986
§Nut, adjusting, micrometer	—	419087	408948	408948	—	419087	419087	—	407241	407241	407241	408948
§Details set, micrometer	—	—	408989	408989	—	—	—	—	408989	408989	408989	408989
§Bracket, vacuum control unit	—	—	—	—	—	—	—	—	406601	406601	415470	—
§Lever, actuating	—	—	—	—	—	—	—	—	409653	409653	415473	—
§Washer/sleeve, thrust, shaft	—	—	—	—	—	—	—	—	—	—	—	—
§Dog or gear, driving	410601	493010	—	410601	410601	‡	‡	405282	—	—	410601	410601
§Distributor, service	40241/S	—	—	—	40251/S	—	—	—	†40257/S (40270)	40258/S	†40262/S (40270)	—
§ Cap, distributor	400316	418865	415298	407043	409635	418857	418857	411029	418888	409635	409635	407043
Nut, cable securing	—	410600	410600	410600	—	410600	410600	—	410600	—	—	410600
Brush and spring	404435	418856	404435	404435	404435	418856	418856	404435	404435	404435	404435	404435
Rotor arm	400051	400051	408357	415088	400051	418726	418726	411031	400051	400051	400051	415088
Contact breaker, complete	—	—	—	—	—	409614	—	—	409614	409614	409614	—
Contact set	400415	420196	407050	407050	407050	419398	420197	403670	407050	407050	407050	407050
Condenser	400308	420302	407044	407044	—	423871	423871	400308	—	—	—	407044
Base plate, contact breaker (with condenser on DKY)	405488	418650	408940	408940	409613	419235	419980	‡411087	409613	409613	409613	408940
Plate, bearing, contact breaker	—	420178	—	—	—	420375	420375	—	—	—	—	—
Spring, star, base fixing	—	496043	410712	410712	—	496058	496058	—	—	—	—	410712
Circlip, base fixing	—	496042	414728	414728	—	496059	496059	—	—	—	—	414728
§ Pin, terminal and details, L.T.	123022	423369	408988	408988	405314	407019	407019	123120	405314	405314	405314	408988
Bush, insulating, inside L.T. terminal or bridge	—	—	408945	408945	409565	408927	408927	—	409565	409565	409565	408945
Piece/pad, shaped, insulating, L.T. terminal	—	418623	408944	408944	405319	405319	405319	‡405139/S 409894	405319	405319	405319	408944
Bush, contact breaker spring	409894	418933	—	—	—	418933	419950	—	—	—	—	—
Piece, insulating, contact breaker spring	—	418935	—	—	—	418935	—	—	—	—	—	—
Lead or connector, L.T.	400034	418946	407010	407010	409568	419021	419021	—	409568	409568	409568	407010
Lead, earth	—	418664	414715	414715	—	419023	419023	—	—	—	—	414715
Cam	420588	496076	409921	408999	420588	496074	496074	—	420588	420588	420588	408999
Springs, set, auto-advance	416019/S	416131/S	416109/S	406136/S	419407	416134/S	416134/S	411061	416132/S	416132/S	416136/S	416004/S
Toggle	400141	419149	407131	407131	400141	419149	419149	400141	400141	400141	400141	407131
Weight	400149	418321	415730	415729	400149	418321	418321	403268	400149	400149	400149	415729
Plate, shaft and action	400115	421629	416552	410620	409576	419258	419258	405281	409651	409651	409651	410620
Lubricator	400304	—	—	—	—	419525/S	419525/S	405394	—	—	—	—
Bearing, bushing, top	404374	—	189272	189272	404374	—	—	189315	404374	404374	404374	189272
Bushing, bottom	410590	419430	410590	410590	410590	—	—	—	410590	410590	410590	410590
Clip, cap retaining	420261	425765	420262/S	420262/S	420261	425765	425765	425765	420261	420261	420261	420262/S
§Sundry parts, set	400843	419644	400843	400843	400843	419645	419645	400843	400843	400843	400843	400843

DISTRIBUTORS

40241 — 40263

Note. For replacement distributor spare parts, see appropriate column under part number † When ordering, quote part number shown in brackets ‡ Supplied by Vehicle Manufacturer
 § Recommended spares for stock ¶ Complete with cam ¶ Felt, with packing springs

DETAILED SPARE PARTS

F24

40264 — 40286

DISTRIBUTORS

Part No.	40264A/B	40269A/B	40270A/D	†40276A/B	40277A/D	†40280A/B	40282A	40283A/B	40283D/E	40283F/J	†40284A/K	40286A
Model	DVXH6A	DKY4A	DKY4A	DVX6A	DKY4A	DVX6A	DY6A	DMB6	DMBZ6	DMBZ6	DM2P4	Ford
Type	GC16	BN169	BN208	GC53	CH33	BS62	G47	G104	G104	G104	BN212	Special
Rotation	Anti-clock	Clock	Clock	Clock	Clock	Clock	Clock	Clock	Clock	Clock	Clock	Clock
Earth Return or Insulated Return	E.R.	E.R.	E.R.	E.R.	E.R.	E.R.	E.R.	E.R.	E.R.	E.R.	E.R.	E.R.
E.C.M. Curve No.	492	376	366	496	356	330	295	441	441	441	376	585
Range	18°-20°	16°-18°	14°-16°	18°-20°	16°-18°	11½°-13°	16°-18°	9°-11°	9°-11°	9°-11°	16°-18°	11½°-13°
Replaced by (see footnote)	—	—	—	(40693)	—	(40435)	—	—	—	—	(40497)	—
§Plate/lever, clamping, timing or micrometer	415158	—	—	414909	—	—	—	421191	421191	421191	421191	405337
Screw, or nut and screw assembly	415087	401119	401119	412202	—	401119	401082	415087	415087	412202	415087	401082
Spring, ratchet, micrometer	—	—	—	—	—	—	—	421825	421825	421825	421825	—
Spring, return, micrometer	—	—	—	—	—	—	—	419086	419086	419086	419086	—
§Unit, vacuum control	419073	419061	419171	419309	—	419065	—	419681	419681	419681	420755	—
§Housing, micrometer	408914	—	—	408913	—	408913	—	—	—	—	—	—
Terminal details, housing	408986	—	—	408986	—	408986	—	—	—	—	—	—
§Nut, adjusting, micrometer	408948	407241	407241	408948	—	408948	403321	419087	419087	419087	419087	—
§Details set, micrometer	408989	408989	408989	408989	—	408989	408989	—	—	—	—	—
§Bracket, vacuum control unit	—	406601	406601	—	—	—	—	—	—	—	—	—
§Lever, actuating	—	409653	409653	—	—	—	408352	—	—	—	—	—
§Washer/sleeve, thrust, shaft	—	—	—	—	—	—	—	‡418723	‡418723	‡418723	—	—
§Dog or gear, driving	410601	—	410601	410601	—	†	410601	410601	410601	420620	410601	405362
§Distributor, service	—	—	40270/S	—	40277/S	—	40282/S	—	—	—	—	—
Cap, distributor	417178	418888	418888	407043	418888	407043	407043	418857	418857	418857	418871	405829
Nut, cable securing	—	410600	410600	410600	410600	410600	410600	410600	410600	410600	—	—
Brush and spring	404435	404435	404435	404435	404435	404435	404435	418856	418856	418856	418856	404435
Rotor arm	407106	400051	400051	415088	400051	415088	415088	418726	418726	418726	400051	400051
Contact breaker, complete	—	409614	409614	—	409614	—	—	—	—	—	—	—
Contact set	407050	407050	407050	407050	407050	407050	407050	419398	419398	420197	420196	407050
Condenser	407044	—	—	407044	—	407044	407044	423871	423871	423871	423871	405833
Base plate, contact breaker (with condenser on DKY)	408940	409613	409613	408940	409613	408940	410520	419235	419235	419980	418650	405321
Plate, bearing, contact breaker	—	—	—	—	—	—	—	420375	420375	420375	420178	—
Spring, star, base fixing	410712	—	—	410712	—	410712	—	496058	496058	496058	496043	—
Circlip, base fixing	414728	—	—	414728	—	414728	—	496059	496059	496059	496042	—
§ Pin, terminal and details, L.T.	408988	405314	405314	408988	405314	408988	407019	407019	407019	407019	423369	405314
Bush, insulating, inside L.T. terminal or bridge	408945	409565	409565	408945	409565	408945	407006	408927	408927	408927	‡161353	405315
Piece/pad, shaped, insulating, L.T. terminal	408944	405319	405319	408944	405319	408944	407018	405319	405319	405319	—	405319
Bush, contact breaker spring	—	—	—	—	—	—	—	418933	418933	419950	419950	—
Piece, insulating, contact breaker spring	—	—	—	—	—	—	—	418935	418935	—	—	—
Lead or connector, L.T.	407010	409568	409568	407010	409568	407010	407010	419021	419021	419021	—	—
Lead, earth	414715	—	—	414715	—	414715	—	419023	419023	419023	418664	—
Cam	408999	420588	420588	408999	420588	408999	419947	496074	496079	496079	496076	420588
Springs, set, auto-advance	416143/S	416001/S	416132/S	419457	416012/S	407326/S	407206/S	421560/S	421560/S	421560/S	408382/S	422219
Toggle	407131	418706	400141	407131	400141	407131	400141	418707	—	—	418707	400141
Weight	415730	400149	400149	415729	400149	415729	400149	418321	410033/S	410033/S	418321	400149
Plate, shaft and action	416552	409651	409651	416522	409582	410737	409651	419680	419741	419741	419669	422257
Lubricator	—	—	—	—	—	—	—	419525/S	419525/S	§422557	—	405394
Bearing, bushing, top	189272	404374	404374	189272	404374	189272	404374	189272	189272	189272	—	—
Bushing, bottom	410590	410590	410590	410590	410590	410590	410590	419673	419673	419673	419430	410590
Clip, cap retaining	420262/S	420261	420261	420262/S	420261	420262/S	420261	425765	425765	421824	425765	490441
§Sundry parts, set	400843	400843	400843	400843	400843	400843	400843	419645	419645	419645	419644	419644

Note. For replacement distributor spare parts, see appropriate column under part number † When ordering, quote part number shown in brackets ‡ Supplied by Vehicle Manufacturer
 § Recommended spares for stock †† Oil seal ††† Washer, insulating, contact spring § Damper

For illustrations, see pages F2-F7

continued

DETAILED SPARE PARTS

Part No.	†40289A/K	40290A/D	40290E/K	†40293A	40294A/B	†40295A/J	†40297A/D	†40299A/E	†40299L	†40301A	†40301B/D	†40305A/B
Model	DM2P4	DMZ6	DMZ6	DVX6A	DVX4A	DM2P4	DVZ6A	DM2P4	DM2P4	DVZ6A	DVZ6A	DM6
Type	P79	P80	P80	GC54	BS50	BN208	P80	BN214	BN214	DC106	DC106	DC126
Rotation	Clock	Clock	Clock	Clock	Clock	Clock	Clock	Clock	Clock	Clock	Clock	Clock
Earth Return or Insulated Return	E.R.	E.R.	E.R.	E.R.	E.R.	E.R.	E.R.	E.R.	E.R.	E.R.	E.R.	E.R.
E.C.M. Curve No.	500	448	448	440	502	376	448	504	504	503	280	503
Range	14½°-16½°	10°-12°	10°-12°	13°-15°	11½°-13½°	14°-16°	10°-12°	17°-19°	17°-19°	11°-13°	14°-16°	11°-13°
Replaced by (see footnote)	(40540)	—	—	(40695)	—	(40539)	(40290)	(40494)	(40494)	(40360)	(40360)	(40359)
§Plate/lever, clamping, timing or micrometer	414770	414770	414770	414909	—	421191	419936	421191	421191	417615	417615	421191
Screw, or nut and screw assembly	412202	412202	412202	412202	401119	415087	412202	415087	415087	415087	415087	415087
Spring, ratchet, micrometer	421825	421825	421825	—	—	421825	—	421825	421825	—	—	421825
Spring, return, micrometer	419086	419086	419086	—	—	419086	—	419086	419086	—	—	419086
§Unit, vacuum control	421662	418630	54412741	419066	419125	419738	419794	419832	419832	419558	419558	419786
§Housing, micrometer	—	—	—	408913	408913	—	408913	—	408913	408913	408913	—
Terminal details, housing	—	—	—	408986	408986	—	408986	—	408986	408986	408986	—
§Nut, adjusting, micrometer	419087	419087	419087	408948	408948	419087	—	419087	419087	408948	408948	419087
§Details set, micrometer	—	—	—	408989	408989	—	408989	—	408989	408989	408989	—
§Bracket, vacuum control unit	—	—	—	—	—	—	—	—	—	—	—	—
§Lever, actuating	—	—	—	—	—	—	—	—	—	—	—	—
§Washer/sleeve, thrust, shaft	—	—	—	—	—	—	—	—	—	—	—	—
§Dog or gear, driving	—	—	—	410601	+	—	—	410601	410601	410601	418128	418128
§Distributor, service	—	—	—	—	—	—	—	—	—	—	—	—
Cap, distributor	418865	418857	418857	407043	415298	418865	407043	418871	422905	407043	407043	418857
Nut, cable securing	410600	410600	410600	410600	410600	410600	410600	—	410600	410600	410600	410600
Brush and spring	418856	418856	418856	404435	404435	418856	404435	418856	418856	404435	404435	418856
Rotor arm	400051	418726	418726	415088	408355	400051	415088	400051	400051	415088	415088	418726
Contact breaker, complete	—	—	—	—	—	—	—	—	—	—	—	—
Contact set	420196	419398	420197	407050	407050	420196	407050	420196	420196	407050	407050	419398
Condenser	54413002	423871	423871	407044	407044	420302	407044	420302	420302	407044	407044	423871
Base plate, contact breaker (with condenser on DKY)	418650	419235	419980	408940	408940	418650	408940	418650	418650	408940	408940	419235
Plate, bearing, contact breaker	420178	420375	420375	—	—	420178	—	420178	420178	—	—	420375
Spring, star, base fixing	496043	496058	496058	410712	410712	496043	410712	496043	496043	410712	410712	496058
Circlip, base fixing	496042	496059	496059	414728	414728	496042	414728	496042	496042	414728	414728	496059
Pin, terminal and details, L.T.	419882	407019	407019	408988	408988	423369	408988	423369	423369	408988	408988	407019
Bush, insulating, inside L.T. terminal or bridge	—	408927	408927	408945	408945	¶161353	408945	—	—	408945	408945	408927
Piece/pad, shaped, insulating, L.T. terminal	418623	405319	405319	408944	408944	—	408944	418623	418623	408944	408944	405319
Bush, contact breaker spring	418933	418933	419950	—	—	419950	—	418933	418933	—	—	418933
Piece, insulating, contact breaker spring	418935	418935	—	—	—	—	—	418935	418935	—	—	418935
Lead or connector, L.T.	418946	419021	419021	407010	407010	—	407010	418946	418946	407010	407010	419021
Lead, earth	418664	419023	419023	414715	414715	418664	414715	418664	418664	414715	414715	419023
Cam	496078	496079	496079	408999	409922	496076	414707	496076	496076	414707	414707	496074
Springs, set, auto-advance	416088/S	410049/S	410049/S	416091/S	408382/S	408382/S	416145/S	416146/S	416146/S	410049/S	410049/S	419901
Toggle	—	—	—	407131	407131	418707	—	418707	418707	—	—	418707
Weight	410033/S	410033/S	410033/S	415729	415729	418321	410033/S	418321	418321	410033/S	410033/S	418321
Plate, shaft and action	419689	420909	420909	410767	419904	419669	414704	421153	421153	414973	414973	420611
Lubricator	—	419525/S	419525/S	—	—	—	—	—	—	—	—	419525/S
Bearing, bushing, top	—	—	—	189272	189272	—	189272	—	—	189272	189272	—
Bushing, bottom	419430	—	—	410590	410590	419430	410590	419430	419430	410590	410590	—
Clip, cap retaining	425765	425765	421824	420262/S	420262/S	425765	420262/S	425765	425765	420262/S	420262/S	425765
Sundry parts, set	419644	419645	419645	400843	400843	419644	400843	419644	419644	400843	400843	419645

DISTRIBUTORS

Note. For replacement distributor spare parts, see appropriate column under part number † When ordering, quote part number shown in brackets ‡ Supplied by Vehicle Manufacturer
 § Recommended spares for stock ¶ Washer, insulating, contact spring

DETAILED SPARE PARTS

F26

40305 — 40317

DISTRIBUTORS

Part No.	†40305D/J	40307A/D	40307E	40307F	40308A/B	40308D/J	†40310A	†40310B/H	†40311D/J	†40312A/F	†40312H/L	†40317A
Model	DM6	DM6	DM6	DM6	DM6	DM6	DM6	DM6	DM6	DM6	DM6	DM2P4
Type	DC126	BN192	BN192	BN192	BN215	BN215	DC	DC	DC119	T	T	AJ41
Rotation	Clock	Clock	Clock	Clock	Clock	Clock	Clock	Clock	Clock	Clock	Clock	Clock
Earth Return or Insulated Return	E.R.	E.R.	E.R.	E.R.	E.R.	E.R.	E.R.	E.R.	E.R.	E.R.	E.R.	E.R.
E.C.M. Curve No.	503	423	423	423	399	399	503	503	280	280	280	398
Range	11°-13°	18°-20°	18°-20°	18°-20°	13°-15°	13°-15°	11°-13°	11°-13°	14°-16°	14°-16°	14°-16°	9°-11°
Replaced by (see footnote)	(40359)	—	—	—	—	—	(40359)	(40359)	(40360)	(40401)	(40401)	(40571)
§Plate/lever, clamping, timing or micrometer	421191	421191	421191	421191	421191	421191	421191	421191	421191	421191	421191	421191
Screw, or nut and screw assembly	415087	415087	415087	415087	412202	412202	415087	415087	415087	415087	415087	415087
Spring, ratchet, micrometer	421825	421825	421825	421825	421825	421825	421825	421825	421825	421825	421825	421825
Spring, return, micrometer	419086	419086	419086	419086	419086	419086	419086	419086	419086	419086	419086	419086
§Unit, vacuum control	54412958	419890	419890	419890	54412348	54412348	419786	54412958	54412958	419786	54412958	419972
§Housing, micrometer	—	—	—	—	—	—	—	—	—	—	—	—
Terminal details, housing	—	—	—	—	—	—	—	—	—	—	—	—
§Nut, adjusting, micrometer	419087	419087	419087	419087	419087	419087	419087	419087	419087	419087	419087	419087
§Details set, micrometer	—	—	—	—	—	—	—	—	—	—	—	—
§Bracket, vacuum control unit	—	—	—	—	—	—	—	—	—	—	—	—
§Lever, actuating	—	—	—	—	—	—	—	—	—	—	—	—
§Washer/sleeve, thrust, shaft	—	—	—	—	—	—	—	—	—	—	—	—
§Dog or gear, driving	418128	410601	410601	420620	410601	420620	418128	418128	418128	410601	410601	410601
§Distributor, service	—	—	—	—	—	—	—	—	—	—	—	—
Cap, distributor	418857	418857	418857	418857	418861	418861	418861	418861	418857	418857	418857	418871
Nut, cable securing	410600	410600	410600	410600	—	—	—	—	410600	410600	410600	—
Brush and spring	418856	418856	418856	418856	418856	418856	418856	418856	418856	418856	418856	418856
Rotor arm	418726	418726	418726	418726	418726	418726	418726	418726	418726	418726	418726	400051
Contact breaker, complete	—	—	—	—	—	—	—	—	—	—	—	—
Contact set	420197	419398	420197	420197	419398	420197	419398	420197	420197	419398	420197	420196
Condenser	423871	423871	423871	423871	423871	423871	423871	423871	423871	423871	423871	54413002
Base plate, contact breaker (with condenser on DKY)	419980	419235	419980	419980	419235	419980	419235	419980	419980	419235	419980	418650
Plate, bearing, contact breaker	420375	420375	420375	420375	420375	420375	420375	420375	420375	420375	420375	420178
Spring, star, base fixing	496058	496058	496058	496058	496058	496058	496058	496058	496058	496058	496058	496043
Circlip, base fixing	496059	496059	496059	496059	496059	496059	496059	496059	496059	496059	496059	496042
Pin, terminal and details, L.T.	407019	407019	407019	407019	407019	407019	407019	407019	407019	407019	407019	423369
Bush, insulating, inside L.T. terminal or bridge	408927	408927	408927	408927	408927	408927	408927	408927	408927	408927	408927	—
Piece/pad, shaped, insulating, L.T. terminal	405319	405319	405319	405319	405319	405319	405319	405319	405319	405319	405319	418623
Bush, contact breaker spring	419950	418933	419950	419950	418933	419950	418933	419950	419950	418933	419950	418933
Piece, insulating, contact breaker spring	—	418935	—	—	418935	—	418935	—	—	418935	—	418935
Lead or connector, L.T.	419021	419021	419021	419021	419021	419021	419021	419021	419021	419021	419021	418946
Lead, earth	419023	419023	419023	419023	419023	419023	419023	419023	419023	419023	419023	418664
Cam	496074	496074	496074	496074	496074	496074	496074	496074	496074	496074	496074	496076
Springs, set, auto-advance	419901	409631/S	409631/S	409631/S	416151/S	416151/S	419901	419901	416115/S	416115/S	416115/S	406136/S
Toggle	418707	418707	418707	418707	418707	418707	418707	418707	418707	418707	418707	418707
Weight	418321	418321	418321	418321	418321	418321	418321	418321	418321	418321	418321	418321
Plate, shaft and action	420611	419892	419892	419892	419913	419913	420611	420611	419913	419913	419913	419953
Lubricator	419525/S	419525/S	419525/S	419525/S	419525/S	419525/S	419525/S	419525/S	419525/S	419525/S	419525/S	—
Bearing, bushing, top	—	—	—	—	—	—	—	—	—	—	—	—
Bushing, bottom	—	—	—	—	—	—	—	—	—	—	—	419430
Clip, cap retaining	425765	425765	425765	421824	425765	425765	425765	425765	425765	425765	425765	425765
§Sundry parts, set	419645	419645	419645	419645	419645	419645	419645	419645	419645	419645	419645	419644

Note. For replacement distributor spare parts, see appropriate column under part number † When ordering, quote part number shown in brackets § Recommended spares for stock

DETAILED SPARE PARTS

Part No.	40318A/B	†40319A	†40320A/B	†40321A/F	†40321H/J	40327A	40327B/F	†40330A/E	†40332A/E	40333A/B	40333D/J	†40336A
Model	DVXH4A	DM2P4	DM2P4	DM2P4	DM2P4	DM6	DM6	DM2P4	DM2P4	D2H4	D2H4	DM2P4
Type	AJ38	BN213	BN215	BN180	BN180	BN219	BN219	G95	CJ33	A176	A176	CH34
Rotation	Clock	Clock	Clock	Clock	Clock	Clock	Clock	Clock	Anti-clock	Clock	Clock	Clock
Earth Return or Insulated Return	E.R.	E.R.	E.R.	E.R.	E.R.	E.R.	E.R.	E.R.	E.R.	E.R.	E.R.	E.R.
E.C.M. Curve No.	398	508	430	393	393	423	423	467	493	469	469	356
Range	9°-11°	15°-17°	16°-18°	18°-20°	18°-20°	18°-20°	18°-20°	20°-22°	11°-13°	9°-11°	9°-11°	18°-20°
Replaced by (see footnote)	—	(40538)	(40495)	(40496)	(40496)	—	—	(40504)	(40515)	—	—	(40534)
§Plate/lever, clamping, timing or micrometer	417497	421191	421191	421191	421191	421191	421191	420151	—	—	—	—
Screw, or nut and screw assembly	401092	415087	415087	415087	415087	415087	415087	415087	—	—	—	—
Spring, ratchet, micrometer	—	421825	421825	421825	421825	421825	421825	421825	421825	—	—	421825
Spring, return, micrometer	—	419086	419086	419086	419086	419086	419086	419086	419086	—	—	419086
§Unit, vacuum control	419961	419738	420006	420278	420278	419890	419890	420006	420918	—	—	419832
§Housing, micrometer	408913	—	—	—	—	—	—	—	—	—	—	—
Terminal details, housing	408986	—	—	—	—	—	—	—	—	—	—	—
§Nut, adjusting, micrometer	408948	419087	419087	419087	419087	419087	419087	419087	419087	—	—	419087
§Details set, micrometer	408989	—	—	—	—	—	—	—	—	—	—	—
§Bracket, vacuum control unit	—	—	—	—	—	—	—	—	—	—	—	—
§Lever, actuating	—	—	—	—	—	—	—	—	—	—	—	—
§Washer/sleeve, thrust, shaft	—	—	—	—	—	—	—	—	—	—	—	—
§Dog or gear, driving	410601	410601	—	—	—	410601	410601	410601	—	410601	410601	—
§Distributor, service	—	—	—	—	—	—	—	—	—	—	—	—
Cap, distributor	420760	418871	418865	418865	418865	418861	418861	418871	418871	418893	418893	418865
Nut, cable securing	—	—	410600	410600	410600	—	—	—	—	—	—	410600
Brush and spring	404435	418856	418856	418856	418856	418856	418856	418856	418856	418856	418856	418856
Rotor arm	408355	400051	400051	400051	400051	418726	418726	400051	400052	400051	400051	400051
Contact breaker, complete	—	—	—	—	—	—	—	—	—	54411507	54411507	—
Contact set	407050	420196	420196	420196	420196	419398	420197	420196	420196	407050	407050	420196
Condenser	407044	54413002	420302	420302	54413002	423871	423871	54413002	54413002	54413006	54413006	54413002
Base plate, contact breaker (with condenser on DKY)	408940	418650	418650	418650	418650	419235	419980	418650	418650	418886	418886	418650
Plate, bearing, contact breaker	—	420178	420178	420178	420178	420375	420375	420178	420178	—	—	420178
Spring, star, base fixing	410712	496043	496043	496043	496043	496058	496058	496043	496043	—	—	496043
Circlip, base fixing	414728	496042	496042	496042	496042	496059	496059	496042	496042	—	—	496042
§ Pin, terminal and details, L.T.	408988	423369	423369	423369	423369	407019	407019	423369	423369	405314	405314	423369
Bush, insulating, inside L.T. terminal or bridge	408945	—	—	—	‡161353	408927	408927	—	—	409565	409565	—
Piece/pad, shaped, insulating, L.T. terminal	408944	418623	418623	418623	—	405319	405319	418623	—	405319	405319	418623
Bush, contact breaker spring	—	418933	418933	418933	419950	418933	419950	418933	418933	—	—	418933
Piece, insulating, contact breaker spring	—	418935	418935	418935	—	418935	—	418935	418935	—	—	418935
Lead or connector, L.T.	407010	418946	418946	418946	—	419021	419021	418946	—	—	—	418946
Lead, earth	414715	418664	418664	418664	418664	419023	419023	418664	418664	—	—	418664
Cam	409922	496076	496076	496078	496078	496074	496074	496078	496077	420944	420944	496076
Springs, set, auto-advance	406136/S	420418	422243/S	416168/S	416168/S	409631/S	409631/S	416159/S	420128/S	420492	420492	416167/S
Toggle	407131	418707	418707	—	—	418707	418707	—	418707	418707	418707	418707
Weight	415729	418321	418321	410033/S	410033/S	418321	418321	410033/S	418915	418321	418321	418321
Plate, shaft and action	419962	419668	419669	419689	419689	419892	419892	419689	420114	420467	420467	419668
Lubricator	—	—	—	—	—	419525/S	419525/S	—	—	—	—	—
Bearing, bushing, top	189272	—	—	—	—	—	—	—	—	—	—	—
Bushing, bottom	410590	419430	419430	419430	419430	—	—	419430	419430	420064	419430	419430
Clip, cap retaining	420262/S	425765	425765	425765	425765	425765	425765	425765	425765	425218	425218	425765
§Sundry parts, set	400843	419644	419644	419644	419644	419645	419645	419644	419644	420491	420491	419644

DISTRIBUTORS

40318 — 40336

Note. For replacement distributor spare parts, see appropriate column under part number † When ordering, quote part number shown in brackets § Recommended spares for stock
‡ Washer, insulating, contact spring

DETAILED SPARE PARTS

F28

40337 — 40355

Part No.	40337A/D	40339A/B	40339D	40339E	40345A	40346A	40347A	†40352A	†40352B	†40352D/E	†40354A	†40355A
Model	DM2P4	DUH6A	DUH6A	DUH6A	DX6A	DX6A	DKY2A	DKX2A	DKX2A	DKX2A	DM6	DM2P4
Type	BS63	BN223	BN223	BN223	WG7	WG8	AJ44	RO	RO	RO	C	A203
Rotation	Clock	Clock	Clock	Clock	Anti-clock	Anti-clock	Clock	Anti-clock	Anti-clock	Anti-clock	Clock	Clock
Earth Return or Insulated Return	E.R.	I.R.	I.R.	I.R.	E.R.	E.R.	E.R.	E.R.	E.R.	E.R.	E.R.	E.R.
E.C.M. Curve No.	502	423	423	423	520	521	518	509	509	561	523	504
Range	11½°-13½°	18°-20°	18°-20°	18°-20°	17°-19°	20°-23°	16°-18°	9°-11°	9°-11°	13°-15°	20°-23°	17°-19°
Replaced by (see footnote)	—	—	—	—	—	—	—	(40449)	(40449)	(40449)	(40608)	(40502)
§Plate/lever, clamping, timing or micrometer	420617	—	—	—	—	—	405588	417497	406105	406105	421191	—
Screw, or nut and screw assembly	401119	401119	401119	401119	401119	401119	401119	401119	401119	401119	415087	—
Spring, ratchet, micrometer	421825	—	—	—	—	—	—	—	—	—	421825	421825
Spring, return, micrometer	419086	—	—	—	—	—	—	—	—	—	419086	419086
§Unit, vacuum control	420278	417499	417499	417499	—	—	—	—	—	—	420005	420537
§Housing, micrometer	—	—	—	—	—	—	—	—	—	—	—	—
Terminal details, housing	—	—	—	—	—	—	—	—	—	—	—	—
§Nut, adjusting, micrometer	419087	403321	403321	403321	—	—	—	—	—	—	419087	419087
§Details set, micrometer	—	408989	408989	408989	—	—	—	—	—	—	—	—
§Bracket, vacuum control unit	—	420383	406023	406023	—	—	—	—	—	—	—	—
§Lever, actuating	—	—	406028	406028	410612	410612	—	—	—	—	—	—
§Washer/sleeve, thrust, shaft	—	—	—	—	—	—	—	—	—	—	—	—
§Dog or gear, driving	—	410601	410601	410601	410601	410601	—	—	—	—	410601	—
§Distributor, service	—	40339/S	40339/S	40339/S	40345/S	40346/S	40347/S	40352/S	40352/S	40352/S	—	—
Cap, distributor	418865	404520	404520	404520	407043	407043	409603	400136	400136	400136	418861	418865
Nut, cable securing	410600	—	—	—	410600	410600	410600	410600	410600	410600	—	410600
Brush and spring	418856	404435	404435	404435	404435	404435	404435	404435	404435	404435	418856	418856
Rotor arm	400051	410876	410876	410876	407106	407106	400051	400052	400052	400052	418726	400051
Contact breaker, complete	—	—	—	—	—	—	409614	400164	400164	400164	—	—
Contact set	420196	400415	400415	400415	407050	407050	407050	400415	400415	400415	419398	420196
Condenser	54413002	400308	400308	400308	407044	407044	—	400308	400308	400308	423871	54413002
Base plate, contact breaker (with condenser on DKY)	418650	406469	406469	406469	410520	410520	409613	400001	400001	400001	419235	418650
Plate, bearing, contact breaker	420178	—	—	—	—	—	—	—	—	—	420375	420178
Spring, star, base fixing	496043	—	—	—	—	—	—	—	—	—	496058	496043
Circlip, base fixing	496042	—	—	—	—	—	—	—	—	—	496059	496042
§ Pin, terminal and details, L.T.	423369	123120	123120	123120	407019	407019	405314	123022	123022	123022	407019	423369
Bush, insulating, inside L.T. terminal or bridge	—	—	—	—	407006	407006	409565	—	—	—	408927	—
Piece/pad, shaped, insulating, L.T. terminal	418623	—	—	—	407018	407018	405319	—	—	—	405319	418623
Bush, contact breaker spring	418933	—	—	—	—	—	—	—	—	—	418933	418933
Piece, insulating, contact breaker spring	418935	—	—	—	—	—	—	—	—	—	418935	418935
Lead or connector, L.T.	418946	—	—	—	407010	407010	409568	400034	400034	400034	419021	418946
Lead, earth	418664	—	—	—	—	—	—	—	—	—	419023	418664
Cam	496076	419947	419947	419947	54411781	54411781	414915	415283	415283	415283	496074	496076
Springs, set, auto-advance	408382/S	489686/S	489686/S	489686/S	405396/S	420393/S	420356	416031/S	416031/S	421538/S	420623	416146/S
Toggle	418707	400141	400141	400141	407131	407131	400141	407131	407131	407131	418707	418707
Weight	418321	403268	403268	403268	415730	415730	400149	415730	415730	415730	418321	418321
Plate, shaft and action	420274	404888	404888	404888	408475	408404	409582	421414	421414	421414	420447	421153
Lubricator	—	400304	400304	405394	—	—	—	—	—	—	419525/S	—
Bearing, bushing, top	—	—	—	—	189272	189272	404374	—	—	—	—	—
Bushing, bottom	419430	410590	410590	410590	410590	410590	410590	420406	420406	420406	—	419430
Clip, cap retaining	425765	420261	420261	420261	420261	420261	420261	420261	420261	420261	425765	425765
§Sundry parts, set	419644	400843	400843	400843	400843	400843	400843	400843	400843	400843	419645	419644

DISTRIBUTORS

Note. For replacement distributor spare parts, see appropriate column under part number † When ordering, quote part number shown in brackets § Recommended spares for stock

For illustrations, see pages F2-F7

continued

DETAILED SPARE PARTS

Part No.	40356A	40357A	40358A/B	40358D/H	40359A/B	40359D/H	40360A/B	40360D/F	†40363A	†40364D/H	†40365A/D	†40366A
Model	DKY4A	DXH4A	D2AH4	D2AH4	DM6	DM6	DM6	DM6	DM2P4	DM6	DM2P4	DMX6
Type	BP89	OM16	A177	A177	DC	DC	DC	DC	BP89	DC	V164	C54
Rotation	Clock	Clock	Clock	Clock	Clock	Clock	Clock	Clock	Clock	Clock	Clock	Clock
Earth Return or Insulated Return	E.R.	E.R.	E.R.	E.R.	E.R.	E.R.	E.R.	E.R.	E.R.	E.R.	E.R.	E.R.
E.C.M. Curve No.	524	392	410	410	527	527	280	280	526	527	409D	523
Range	16°-18°	20°-23°	9°-11°	9°-11°	13°-15°	13°-15°	14°-16°	14°-16°	16°-18°	13°-15°	19°-22°	20°-23°
Replaced by (see footnote)	—	—	—	—	—	—	—	—	(40517)	(40359)	(40479)	(40608)
§Plate/lever, clamping, timing or micrometer	415256	415256	—	—	420663	420663	420663	420663	421191	421191	421191	421191
Screw, or nut and screw assembly	412202	412202	—	—	415087	415087	415087	415087	415087	415087	415087	415087
Spring, ratchet, micrometer	—	—	—	—	—	—	—	—	421825	421825	421825	421825
Spring, return, micrometer	—	—	—	—	—	—	—	—	419086	419086	419086	419086
§Unit, vacuum control	—	—	—	—	419786	54412958	419786	54412958	421700	54412958	420006	420005
§Housing, micrometer	—	—	—	—	—	—	—	—	—	—	—	—
Terminal details, housing	—	—	—	—	—	—	—	—	—	—	—	—
§Nut, adjusting, micrometer	—	—	—	—	—	—	—	—	419087	419087	419087	419087
§Details set, micrometer	—	—	—	—	—	—	—	—	—	—	—	—
§Bracket, vacuum control unit	—	—	—	—	—	—	—	—	—	—	—	—
§Lever, actuating	—	—	—	—	—	—	—	—	—	—	—	—
§Washer/sleeve, thrust, shaft	—	—	—	—	—	—	—	—	—	—	—	—
§Dog or gear, driving	410601	410601	417219	417219	418128	418128	418128	418128	410601	418128	410601	—
§Distributor, service	40356/S	40357/S	40357/S	40357/S	—	—	—	—	—	—	—	—
Cap, distributor	418888	415707	418893	418893	418857	418857	418857	418857	418865	418857	418865	418861
Nut, cable securing	410600	—	—	—	410600	410600	410600	410600	410600	410600	410600	—
Brush and spring	404435	404435	418856	418856	418856	418856	418856	418856	418856	418856	418856	418856
Rotor arm	400051	410351	400051	400051	418726	418726	418726	418726	400051	418726	400051	418726
Contact breaker, complete	409614	—	54411507	54411507	—	—	—	—	—	—	—	—
Contact set	407050	407050	407050	407050	419398	420197	419398	420197	420196	420197	420196	419398
Condenser	—	407044	54413006	54413006	423871	423871	423871	423871	54413002	423871	54413002	423871
Base plate, contact breaker (with condenser on DKY)	409613	410520	418886	418886	419235	419980	419235	419980	418650	419980	418650	419235
Plate, bearing, contact breaker	—	—	—	—	420375	420375	420375	420375	420178	420375	420178	420375
Spring, star, base fixing	—	—	—	—	496058	496058	496058	496058	496043	496058	496043	496058
Circlip, base fixing	—	—	—	—	496059	496059	496059	496059	496042	496059	496042	496059
Pin, terminal and details, L.T.	405314	407019	405314	405314	407019	407019	407019	407019	423369	407019	423369	407019
Bush, insulating, inside L.T. terminal or bridge	409565	407006	409565	409565	408927	408927	408927	408927	—	408927	—	408927
Piece/pad, shaped, insulating, L.T. terminal	405319	407018	405319	405319	405319	405319	405319	405319	418623	405319	418935	405319
Bush, contact breaker spring	—	—	—	—	418933	419950	418933	419950	418933	419950	418933	418933
Piece, insulating, contact breaker spring	—	—	—	—	418935	—	418935	—	418935	—	418935	418935
Lead or connector, L.T.	409568	407010	—	—	419021	419021	419021	419021	418946	419021	423298	419021
Lead, earth	—	—	—	—	419023	419023	419023	419023	418664	419023	418664	419023
Cam	420588	408408	420944	420944	496074	496074	496074	496074	496076	496074	496076	420683
Springs, set, auto-advance	416019/S	410820/S	421497	421497	416180	416180	416115/S	416115/S	416001/S	416180	420658	420623
Toggle	400141	407131	418707	418707	418707	418707	418707	418707	418707	418707	418707	418707
Weight	400149	415729	418321	418321	418321	418321	418321	418321	418321	418321	418321	415729
Plate, shaft and action	409582	420465	420467	420467	420611	420611	419913	419913	419669	420611	419668	420680
Lubricator	—	—	—	—	419525/S	419525/S	419525/S	419525/S	—	419525/S	—	419525/S
Bearing, bushing, top	404374	404374	—	—	—	—	—	—	—	—	—	—
Bushing, bottom	410590	410590	420064	419430	—	—	—	—	419430	—	419430	—
Clip, cap retaining	420261	420261	425218	425218	421824	421824	421824	421824	425765	425765	425765	425765
Sundry parts, set	400843	400843	420491	420491	419645	419645	419645	419645	419644	419645	419644	419645

DISTRIBUTORS

40356 — 40366

Note. For replacement distributor spare parts, see appropriate column under service number † When ordering, quote part number shown in brackets § Recommended spares for stock

DETAILED SPARE PARTS

F30

40367 — 40386

DISTRIBUTORS

Part No.	40367A/B	40367D/H	40368A/B	40368D/H	40369A/B	40369D/E	40371A/F	†40372A	†40376A/B	40377A	†40380A	†40386A
Model	D2A4	D2A4	D2A4	D2A4	D2A4	D2A4	DM6	DVX6A	DM2P4	D2MP4	DM2P4	DM2P4
Type	DA41	DA41	DA37	DA37	DA42	DA42	BN234	GC53	T91	BQ31	BQ33	BN216-1
Rotation	Clock	Clock	Clock	Clock	Clock	Clock	Clock	Clock	Anti-clock	Anti-clock	Anti-clock	Clock
Earth Return or Insulated Return	E.R.	E.R.	E.R.	E.R.	E.R.	E.R.	E.R.	E.R.	E.R.	E.R.	E.R.	E.R.
E.C.M. Curve No.	364	364	279	279	267	267	399	362	230	476	531	538
Range	11°-13°	11°-13°	14°-16°	14°-16°	14°-16°	14°-16°	13°-15°	14°-16°	9°-11°	18°-20°	15°-17°	20°-23°
Replaced by (see footnote)	—	—	—	—	—	—	—	(40696)	(40511)	—	(40491)	(40500)
§Plate/lever, clamping, timing or micrometer	—	—	—	—	—	—	421191	414909	421191	421191	421191	421191
Screw, or nut and screw assembly	—	—	—	—	—	—	415087	412202	415087	415087	415087	415087
Spring, ratchet, micrometer	—	—	—	—	—	—	421825	—	421825	421825	421825	421825
Spring, return, micrometer	—	—	—	—	—	—	419086	—	419086	419086	419086	419086
§Unit, vacuum control	—	—	—	—	—	—	54412348	419077	420790	420791	420918	419254
§Housing, micrometer	—	—	—	—	—	—	—	408913	—	—	—	—
Terminal details, housing	—	—	—	—	—	—	—	408986	—	—	—	—
§Nut, adjusting, micrometer	—	—	—	—	—	—	419087	408948	419087	419087	419087	419087
§Details set, micrometer	—	—	—	—	—	—	—	408989	—	—	—	—
§Bracket, vacuum control unit	—	—	—	—	—	—	—	—	—	—	—	—
§Lever, actuating	—	—	—	—	—	—	—	—	—	—	—	—
§Washer/sleeve, thrust, shaft	—	—	—	—	—	—	—	—	—	—	—	—
§Dog or gear, driving	—	—	—	—	—	—	—	410601	410601	410601	—	—
§Distributor, service	40367/S	40367/S	40368/S	40368/S	40369/S	40369/S	—	—	—	—	—	—
Cap, distributor	418888	418888	418888	418888	418888	418888	418857	407043	421139	418871	418871	418865
Nut, cable securing	410600	410600	410600	410600	410600	410600	410600	410600	—	—	—	410600
Brush and spring	418856	418856	418856	418856	418856	418856	418856	404435	418856	418856	418856	418856
Rotor arm	400051	400051	400051	400051	400051	400051	418726	415088	400052	400052	400052	400051
Contact breaker, complete	54411507	54411507	54411507	54411507	54411507	54411507	—	—	—	—	—	—
Contact set	407050	407050	407050	407050	407050	407050	420197	407050	420196	420196	420196	420196
Condenser	54413006	54413006	54413006	54413006	54413006	54413006	423871	407044	54413002	54413002	54413002	54413002
Base plate, contact breaker (with condenser on DKY)	418886	418886	418886	418886	418886	418886	419980	408940	418650	418650	418650	418650
Plate, bearing, contact breaker	—	—	—	—	—	—	420375	—	420178	420178	420178	420178
Spring, star, base fixing	—	—	—	—	—	—	496058	410712	496043	496043	496043	496043
Circlip, base fixing	—	—	—	—	—	—	496059	414728	496042	496042	496042	496042
§ Pin, terminal and details, L.T.	405314	405314	405314	405314	405314	405314	407019	408988	423369	423369	423369	423369
Bush, insulating, inside L.T. terminal or bridge	409565	409565	409565	409565	409565	409565	408927	408945	—	—	—	—
Piece/pad, shaped, insulating, L.T. terminal	405319	405319	405319	405319	405319	405319	405319	408944	418623	418623	418623	418623
Bush, contact breaker spring	—	—	—	—	—	—	419950	—	418933	418933	418933	418933
Piece, insulating, contact breaker spring	—	—	—	—	—	—	—	—	418935	418935	418935	418935
Lead or connector, L.T.	—	—	—	—	—	—	419021	407010	418946	418946	418946	418946
Lead, earth	—	—	—	—	—	—	419023	414715	418664	418664	418664	418664
Cam	420944	420944	420944	420944	420944	420944	496074	408999	496077	496077	496077	496076
Springs, set, auto-advance	407267/S	407267/S	420756	420756	420757	420757	416151/S	416051/S	407267/S	407267/S	416194/S	416126/S
Toggle	418707	418707	418707	418707	418707	418707	418707	407131	418707	418707	418707	418707
Weight	418321	418321	418321	418321	418321	418321	418321	415729	418915	418915	418915	418321
Plate, shaft and action	420467	420467	420670	420670	420672	420672	419913	410767	420830	420832	420917	419668
Lubricator	—	—	—	—	—	—	54410441	—	—	—	—	—
Bearing, bushing, top	—	—	—	—	—	—	—	189272	—	—	—	—
Bushing, bottom	420064	419430	420064	419430	420064	419430	—	410590	419430	419430	419430	419430
Clip, cap retaining	425218	425218	425218	425218	425218	425218	421824	420262/S	425765	425765	425765	425765
§Sundry parts, set	420491	420491	420491	420491	420491	420491	419645	400843	419644	419644	419644	419644

Note. For replacement distributor spare parts, see appropriate column under part number † When ordering, quote part number shown in brackets ‡ Supplied by Vehicle Manufacturer
 § Recommended spares for stock

For illustrations, see pages F2-F7

continued

DETAILED SPARE PARTS

Part No.	†40392B	40394A	40394B/H	†40395A	†40396A/D	40401A/F	†40402A/N	†40402Q/U	†40403A/D	40404A/F	40405A/F	40408A/D
Model	DMX6	DM6	DM6	DM2P4	DM2P4	DM6	D2A4	D2A4	DM2P4	DMZ6	DMZ6	DMBZ6A
Type	C54-1	BS68	BS68	V166	BQ33-1	T93	CW67	CW67	V167	P82	P77	G112
Rotation	Clock	Clock	Clock	Clock	Anti-clock	Clock	Clock	Clock	Clock	Clock	Clock	Clock
Earth Return or Insulated Return	E.R.	E.R.	E.R.	E.R.	E.R.	E.R.	E.R.	E.R.	E.R.	E.R.	E.R.	E.R.
E.C.M. Curve No.	540	542	542	543	544	546	548	548	550	249	459	554
Range	16°-18°	16°-18°	16°-18°	14°-16°	15°-17°	10°-20°	6°-8°	6°-8°	13°-15°	11½°-13°	12°-14°	19°-21°
Replaced by (see footnote)	(40608)	—	—	(40537)	(40491)	—	(40711)	(40711)	(40698)	—	—	—
§Plate/lever, clamping, timing or micrometer	421191	421191	421191	—	421191	421191	421305	421305	421191	421249	414770	421191
Screw, or nut and screw assembly	415087	415087	415087	—	421194	415087	415087	415087	415087	412202	415087	415087
Spring, ratchet, micrometer	421825	421825	421825	421825	421825	421825	—	—	421825	421825	421825	421825
Spring, return, micrometer	419086	419086	419086	419086	419086	419086	—	—	419086	419086	419086	419086
§Unit, vacuum control	421015	421027	54413188	421068	420918	54412033	—	—	421221	54412741	54412741	421362
§Housing, micrometer	—	—	—	—	—	—	—	—	—	—	—	—
Terminal details, housing	—	—	—	—	—	—	—	—	—	—	—	—
§Nut, adjusting, micrometer	419087	419087	419087	419087	419087	419087	—	—	419087	419087	419087	419087
§Details set, micrometer	—	—	—	—	—	—	—	—	—	—	—	—
§Bracket, vacuum control unit	—	—	—	—	—	—	—	—	—	—	—	—
§Lever, actuating	—	—	—	—	—	—	—	—	—	—	—	—
§Washer/sleeve, thrust, shaft	—	—	—	—	—	—	—	—	—	—	—	—
§Dog or gear, driving	410601	410601	410601	410601	410601	420620	—	493010	410601	—	—	410601
§Distributor, service	—	—	—	—	—	—	—	—	—	—	—	—
Cap, distributor	418861	418857	418857	418871	418871	418857	418888	418888	418871	418857	418857	418857
Nut, cable securing	—	410600	410600	—	—	410600	410600	410600	—	410600	410600	410600
Brush and spring	418856	418856	418856	418856	418856	418856	418856	418856	418856	418856	418856	418856
Rotor arm	418726	418726	418726	400051	400052	418726	400051	400051	400051	418726	418726	418726
Contact breaker, complete	—	—	—	—	—	—	54411507	54411507	—	—	—	—
Contact set	420197	419398	420197	420196	420196	420197	407050	407050	420196	420197	420197	420197
Condenser	423871	423871	423871	54413002	54413002	423871	54413006	54413006	54413002	423871	423871	423871
Base plate, contact breaker (with condenser on DKY)	419980	419235	419980	418650	418650	419980	418886	418886	418650	419980	419980	419980
Plate, bearing, contact breaker	420375	420375	420375	420178	420178	420375	—	—	420178	420375	420375	420375
Spring, star, base fixing	496058	496058	496058	496043	496043	496058	—	—	496043	496058	496058	496058
Circlip, base fixing	496059	496059	496059	496042	496042	496059	—	—	496042	496059	496059	496059
Pin, terminal and details, L.T.	407019	407019	407019	423369	423369	407019	405314	405314	423369	407019	407019	407019
Bush, insulating, inside L.T. terminal or bridge	408927	408927	408927	—	—	408927	409565	409565	‡161353	408927	408927	408927
Piece/pad, shaped, insulating, L.T. terminal	405319	405319	405319	418623	418623	405319	405319	405319	—	405319	405319	405319
Bush, contact breaker spring	419950	418933	419950	418933	418933	419950	—	—	419950	419950	419950	419950
Piece, insulating, contact breaker spring	—	418935	—	418935	418935	—	—	—	—	—	—	‡418723
Lead or connector, L.T.	419021	419021	419021	418946	418946	419021	—	—	—	419021	419021	419021
Lead, earth	419023	419023	419023	418664	418664	419023	—	—	418664	419023	419023	419023
Cam	420683	496074	496074	496076	496077	496074	420944	420944	497076	496079	496079	496079
Springs, set, auto-advance	421018	416194/S	416194/S	416193/S	416194/S	416111/S	416097/S	416097/S	421277	416089/S	410605/S	410605/S
Toggle	418707	418707	418707	419149	418707	418707	419149	419149	418707	—	—	—
Weight	415729	418321	418321	418321	418915	418321	418321	418321	418321	410033/S	410033/S	410033/S
Plate, shaft and action	421022	418330	418330	421065	420917	421321	421310	421310	421065	420909	420909	419741
Lubricator	419525/S	419525/S	419525/S	—	—	419525/S	—	—	—	419525/S	419525/S	419525/S
Bearing, bushing, top	—	—	—	—	—	—	—	—	—	—	—	189272
Bushing, bottom	—	—	—	419430	419430	—	419430	419430	419430	—	—	419673
Clip, cap retaining	425765	425765	425765	425765	425765	425765	425218	54411165	425765	421824	425765	425765
Sundry parts, set	419645	419645	419645	419644	419644	419645	420491	420491	419644	419645	419645	419645

DISTRIBUTORS

40392 — 40408

Note. For replacement distributor spare parts, see appropriate column under part number † When ordering, quote part number shown in brackets ‡ Oil seal § Recommended spares for stock
 † Washer, insulating, contact spring

DETAILED SPARE PARTS

F32

40408 — 40427

Part No.	40408E/H	40410A/D	40411B	†40414A	†40414E	40417A	†40422A/B	†40423A/D	40424A/E	†40425A/B	†40427A
Model	DMBZ6	DMBZ4	DVXH6A	DM2P4	DM2P4	DX6A	DM2P4	DM6	DM6	DM2P4	DM2P4
Type	G112	G113	BU41-1	BN238	BN238	WG11	YH13	BS69	BS71	BQ36	BN240
Rotation	Clock	Clock	Anti-clock	Clock	Clock	Anti-clock	Clock	Clock	Clock	Anti-clock	Clock
Earth Return or Insulated Return	E.R.	E.R.	E.R.	E.R.	E.R.	E.R.	E.R.	E.R.	E.R.	E.R.	E.R.
E.C.M. Curve No.	554	552	555	562	562	564	569	570	570	571	573
Range	19°-21°	19°-21°	14°-16°	15°-17°	15°-17°	16°-18°	15°-17°	—	14°-16°	16½°-18½°	18°-20°
Replaced by (see footnote)	—	—	—	(40509)	(40509)	—	(40520)	(40424)	—	(40491)	(40624)
§Plate/lever, clamping, timing or micrometer	421191	420151	417615	421191	421191	410612	421191	421191	421191	421191	421191
Screw, or nut and screw assembly	415087	415087	415087	415087	415087	401119	415087	415087	415087	415087	415087
Spring, ratchet, micrometer	421825	421825	—	421825	421825	—	421825	421825	421825	421825	421825
Spring, return, micrometer	419086	419086	—	419086	419086	—	419086	419086	419086	419086	419086
§Unit, vacuum control	54413040	419681	419070	421456	421456	—	420755	54413188	54413188	421634	420537
§Housing, micrometer	—	—	408914	—	—	—	—	—	—	—	—
Terminal details, housing	—	—	408986	—	—	—	—	—	—	—	—
§Nut, adjusting, micrometer	419087	419087	408948	419087	419087	—	419087	419087	419087	419087	419087
§Details set, micrometer	—	—	408989	—	—	—	—	—	—	—	—
§Bracket, vacuum control unit	—	—	—	—	—	—	—	—	—	—	—
§Lever, actuating	—	—	—	—	—	—	—	—	—	—	—
§Washer/sleeve, thrust, shaft	—	—	—	—	—	—	—	—	—	—	—
§Dog or gear, driving	410601	410601	410601	410601	410601	410601	—	410601	—	410601	410601
§Distributor, service	—	—	—	—	—	40417/S	—	—	—	—	—
Cap, distributor	418857	418859	415708	418871	422905	407043	418865	418857	418857	418871	418871
Nut, cable securing	410600	410600	—	—	—	410600	410600	410600	410600	—	—
Brush and spring	418856	418856	404435	418856	418856	404435	418856	418856	418856	418856	418856
Rotor arm	418726	408355	407106	400051	400051	407106	400051	418726	418726	400052	400051
Contact breaker, complete	‡422557	‡422557	—	—	—	—	—	—	—	—	—
Contact set	420197	420197	407050	420196	420196	407050	420196	420197	420197	420196	420196
Condenser	423871	423871	407044	54413002	54413002	407044	54413002	423871	423871	54413002	54413002
Base plate, contact breaker (with condenser on DKY)	419980	419980	408940	418650	418650	410520	418650	419980	419980	418650	418650
Plate, bearing, contact breaker	420375	420375	—	420178	420178	—	420178	420375	420375	420178	420178
Spring, star, base fixing	496058	496058	410712	496043	496043	—	496043	496058	496058	496043	496043
Circlip, base fixing	496059	496059	414728	496042	496042	—	496042	496059	496059	496042	496042
§ Pin, terminal and details, L.T.	407019	407019	408988	423369	423369	407019	423369	407019	407019	423369	423369
Bush, insulating, inside L.T. terminal or bridge	408927	408927	408945	—	418623	407006	*161353	408927	408927	—	—
Piece/pad, shaped, insulating, L.T. terminal	405319	405319	408944	418623	—	407018	—	405319	405319	418623	418623
Bush, contact breaker spring	419950	419950	—	418933	418933	—	418933	419950	419950	418933	418933
Piece, insulating, contact breaker spring	‡418723	‡418723	—	418935	418935	—	418935	—	—	418935	418935
Lead or connector, L.T.	419021	419021	407010	418946	418946	—	418946	419021	419021	418946	418946
Lead, earth	419023	419023	414715	418664	418664	—	418664	419023	419023	418664	418664
Cam	496079	421368	408999	496076	496076	54411781	496076	496074	496074	496077	496076
Springs, set, auto-advance	410605/S	410605/S	421374	421458	421458	421488	421596	421616	421616	421639	422243/S
Toggle	—	—	407131	419149	419149	407131	418707	418707	418707	418707	418707
Weight	410033/S	410033/S	415730	418321	418321	415730	418321	418321	418321	418915	418321
Plate, shaft and action	419741	419741	420189	420007	420007	408475	419669	419913	419913	420832	421153
Lubricator	419525/S	—	—	—	—	—	—	419525/S	419525/S	—	—
Bearing, bushing, top	189272	189272	189272	—	—	189272	—	—	—	—	—
Bushing, bottom	419673	419673	410590	419430	419430	410590	419430	—	—	419430	419430
Clip, cap retaining	425765	425765	420262/S	425765	425765	420261	425765	425765	425765	425765	425765
§Sundry parts, set	419645	419645	400843	419644	419644	400843	419644	419645	419645	419644	419644

DISTRIBUTORS

Note. For replacement distributor spare parts, see appropriate column under part number † When ordering, quote part number shown in brackets ‡ Damper § Recommended spares for stock
 || Oil seal ¶ Washer, insulating, contact spring

For illustrations, see pages F2-F7

continued

DETAILED SPARE PARTS

Part No.	†40427B/D	†40427F	†40428A/B	40429A/D	†40430A/B	40431A/K	40431L	†40434A	40435A	†40436A	†40437A	40442A/E
Model	DM2P4	DM2P4	DM2P4	DM6	DM2P4	DM2P4	DM2P4	DM2P4	DVX6A	DVX6A	DM2P4	DM6
Type	BN240	BN240	S94	BS72	BQ33-2	BZ1	BZ1	V166-1	GC50-1	GC48-1	V170	A209
Rotation	Clock	Clock	Clock	Clock	Anti-clock	Anti-clock	Anti-clock	Clock	Clock	Clock	Clock	Clock
Earth Return or Insulated Return	E.R.	E.R.	E.R.	E.R.	E.R.	E.R.	E.R.	E.R.	E.R.	E.R.	E.R.	E.R.
E.C.M. Curve No.	587	587	574	575	544	504	504	579	577	578	580	583
Range	16°-18°	16°-18°	16°-18°	19°-21°	15°-17°	18°-20°	18°-20°	12°-14°	18°-20°	14°-16°	19°-21°	11½°-13°
Replaced by (see footnote)	(40624)	(40624)	(40682)	—	(40491)	—	—	(40477)	—	(40694)	(40478)	—
§Plate/lever, clamping, timing or micrometer	421191	421191	421191	420617	421191	420151	420151	—	414909	414909	—	421191
Screw, or nut and screw assembly	415087	415087	415087	401119	415087	415087	415087	—	412202	412202	—	415087
Spring, ratchet, micrometer	421825	421825	421825	421825	421825	421825	—	421825	—	—	421825	421825
Spring, return, micrometer	419086	419086	419086	419086	419086	419086	419086	419086	—	—	419086	419086
§Unit, vacuum control	420537	420537	421700	421642	420918	423380	423380	421684	421710	421720	421221	421189
§Housing, micrometer	—	—	—	—	—	—	—	—	408913	408913	—	—
Terminal details, housing	—	—	—	—	—	—	—	—	408986	408986	—	—
§Nut, adjusting, micrometer	419087	419087	419087	419087	419087	419087	419087	419087	408948	408948	419087	419087
§Details set, micrometer	—	—	—	—	—	—	—	—	408989	408989	—	—
§Bracket, vacuum control unit	—	—	—	—	—	—	—	—	—	—	—	—
§Lever, actuating	—	—	—	—	—	—	—	—	—	—	—	—
§Washer/sleeve, thrust, shaft	—	—	—	—	—	—	—	—	—	—	—	—
§Dog or gear, driving	410601	410601	410601	—	410601	410601	420620	410601	410601	410601	410601	420620
§Distributor, service	—	—	—	—	—	—	—	—	—	—	—	—
Cap, distributor	418871	422905	418871	418857	418871	418865	418865	418871	407043	407043	418871	418861
Nut, cable securing	—	—	—	410600	—	410600	410600	—	410600	410600	—	—
Brush and spring	418856	418856	418856	418856	418856	418856	418856	418856	404435	404435	418856	418856
Rotor arm	400051	400051	400051	418726	400052	400052	400052	400051	415088	415088	400051	418726
Contact breaker, complete	—	—	—	—	—	—	—	—	—	—	—	—
Contact set	420196	420196	420196	420197	420196	420196	420196	420196	407050	407050	420196	420197
Condenser	54413002	54413002	54413002	423871	54413002	422849	422849	54413002	407044	407044	54413002	423871
Base plate, contact breaker (with condenser on DKY)	418650	418650	418650	419980	418650	424858	424858	418650	408940	408940	418650	419980
Plate, bearing, contact breaker	420178	420178	420178	420375	420178	420178	420178	—	—	—	420178	420375
Spring, star, base fixing	496043	496043	496043	496058	496043	496043	496043	496043	410712	410712	496043	496058
Circlip, base fixing	496042	496042	496042	496059	496042	496042	496042	496042	414728	414728	496042	496059
Pin, terminal and details, L.T.	423369	423369	423369	407019	423369	423369	423369	423369	408988	408988	423369	407019
Bush, insulating, inside L.T. terminal or bridge	—	—	—	408927	—	—	—	—	408945	408945	—	408927
Piece/pad, shaped, insulating, L.T. terminal	418623	418623	—	405319	—	—	—	418623	408944	408944	418623	405319
Bush, contact breaker spring	418933	418933	418933	419950	418933	418933	418933	418933	—	—	418933	419950
Piece, insulating, contact breaker spring	418935	418935	418935	—	418935	418935	418935	418935	—	—	418935	—
Lead or connector, L.T.	418946	418946	—	419021	—	—	—	418946	407010	407010	418946	419021
Lead, earth	418664	418664	418664	419023	418664	418664	418664	418664	414715	414715	418664	419023
Cam	496076	496076	496076	496074	496077	496077	421854	496076	408999	408999	496076	496074
Springs, set, auto-advance	422243/S	422243/S	424103	421645	416194/S	416103/S	410049	420355/S	421716	421721	421727	421851
Toggle	418707	418707	418707	418707	418707	418707	—	419149	407131	407131	418707	418707
Weight	418321	418321	418321	418321	418915	418915	54410282	418321	415729	415729	418321	418321
Plate, shaft and action	421153	421153	419669	421640	420917	420832	54410294	421065	410736	420191	419668	421321
Lubricator	—	—	—	419525/S	—	—	—	—	—	—	—	419525/S
Bearing, bushing, top	—	—	—	—	—	—	—	—	189272	189272	—	—
Bushing, bottom	419430	419430	419430	—	419430	419430	419430	419430	410590	410590	419430	—
Clip, cap retaining	425765	425765	425765	425765	425765	425765	425765	425765	420262/S	420262/S	425765	421824
§Sundry parts, set	419644	419644	419644	419645	419644	419644	419644	419644	400843	400843	419644	419645

DISTRIBUTORS

40427 — 40442

Note. For replacement distributor spare parts, see appropriate column under part number † When ordering, quote part number shown in brackets § Recommended spares for stock

DETAILED SPARE PARTS

F34

40444 — 40467

DISTRIBUTORS

Part No.	40444A/E	40445A/B	40449A/B	†40452A/E	40453A	†40459A/D	40462A	†40463A	†40463B	40464B/E	40465A	40467D
Model	DM6	DVX6A	DKX2A	DM2P4	DY6A	DMBZ6A	DX6A	DM2P4	DM2P4	DMZ6	DM2P4	DM6
Type	GF24	GCS9	RO-21	BN	G48-0	G116	D17	P79-1	P79-1	P80-1	SA19	CF23-1
Rotation	Anti-clock	Clock	Anti-clock	Clock	Clock	Clock	Clock	Clock	Clock	Clock	Clock	Anti-clock
Earth Return or Insulated Return	E.R.	E.R.	E.R.	E.R.	E.R.	E.R.	E.R.	E.R.	E.R.	E.R.	E.R.	E.R.
E.C.M. Curve No.	557	584	590	591	292	596	599	500	500	448	600	558
Range	11½°-13°	20°-23°	11½°-13°	6°-8°	24°-27°	13°-15°	16°-18°	14½°-16½°	14½°-16½°	10°-12°	18°-20°	9°-11°
Replaced by (see footnote)	—	—	—	(40498)	—	(40720)	—	(40527)	(40527)	—	—	—
§Plate/lever, clamping, timing or micrometer	420973	414909	406105	421191	408352	421191	405903	414770	414770	414770	421191	420973
Screw, or nut and screw assembly	412202	412202	401119	415087	401082	415087	401119	412202	412202	415087	415087	412202
Spring, ratchet, micrometer	421825	—	—	421825	—	421825	—	421825	421825	421825	421825	421825
Spring, return, micrometer	419086	—	—	419086	—	419086	—	419086	419086	419086	419086	419086
§Unit, vacuum control	54412958	—	—	420278	—	54413040	—	422503	422826	54413300	421456	424256
§Housing, micrometer	—	408913	—	—	—	—	—	—	—	—	—	—
Terminal details, housing	—	408986	—	—	—	—	—	—	—	—	—	—
§Nut, adjusting, micrometer	419087	408948	—	419087	403321	419087	403321	419087	419087	419087	419087	419087
§Details set, micrometer	—	408989	—	—	408989	—	408989	—	—	—	—	—
§Bracket, vacuum control unit	—	—	—	—	—	—	—	—	—	—	—	—
§Lever, actuating	—	—	—	—	—	—	—	—	—	—	—	—
§Washer/sleeve, thrust, shaft	—	—	—	—	—	—	—	—	—	—	—	—
§Dog or gear, driving	—	410601	—	410601	410601	410601	—	—	—	—	410601	—
§Distributor, service	—	—	40449/S	—	40453/S	—	40462/S	—	—	—	—	—
Cap, distributor	418861	407043	400136	422905	407043	418857	407043	418865	418865	418857	418871	418857
Nut, cable securing	—	410600	410600	—	410600	410600	410600	410600	410600	410600	—	410600
Brush and spring	418856	404435	404435	418856	404435	418856	404435	418856	418856	418856	418856	418856
Rotor arm	418731	415088	400052	400051	415088	418726	415088	400051	400051	418726	400051	418731
Contact breaker, complete	—	—	400164	—	—	—	—	—	—	—	—	—
Contact set	420197	407050	400415	420196	407050	420197	407050	420196	420196	420197	420196	420197
Condenser	423871	407044	400308	54413002	407044	423871	407044	54413002	54413002	423871	54413002	423871
Base plate, contact breaker (with condenser on DKY)	419980	408940	400001	418650	410520	419980	410520	418650	418650	419980	418650	419980
Plate, bearing, contact breaker	420375	—	—	420178	—	420375	—	420178	420178	420375	420178	420375
Spring, star, base fixing	496058	410712	—	496043	—	496058	—	496043	496043	496058	496043	496058
Circlip, base fixing	496059	414728	—	496042	—	496059	—	496042	496042	496059	496042	496059
§ Pin, terminal and details, L.T.	407019	408988	123022	423369	407019	407019	407019	423369	423369	407019	423369	407019
Bush, insulating, inside L.T. terminal or bridge	408927	408945	—	—	407006	408927	407006	—	—	408927	—	408927
Piece/pad, shaped, insulating, L.T. terminal	405319	408944	—	—	407018	405319	407018	418623	418623	405319	418623	405319
Bush, contact breaker spring	419950	—	—	418933	—	419950	—	418933	418933	419950	418933	419950
Piece, insulating, contact breaker spring	—	—	—	418935	—	‡422557	—	418935	418935	—	418935	—
Lead or connector, L.T.	419021	407010	400034	—	407010	419021	407010	418946	418946	419021	418946	419021
Lead, earth	419023	414715	—	418664	—	419023	—	418664	418664	419023	418664	419023
Cam	496074	408999	415283	496076	419947	496079	54411781	496078	496078	496079	496076	496074
Springs, set, auto-advance	421377	422037	421538/S	421386/S	407344	422425	422466	416088/S	416088/S	410049/S	422349	421393
Toggle	418707	407131	407131	419149	400141	‡418723	407131	—	—	—	419149	418707
Weight	418915	415729	415730	418321	400149	410033/S	415729	410033/S	410033/S	410033/S	418321	418915
Plate, shaft and action	421391	420190	421935	421629	407189	419741	407366	419689	419689	420909	420007	421391
Lubricator	54410441	—	—	—	—	419525/S	—	—	—	419525/S	—	419525/S
Bearing, bushing, top	—	189272	—	—	404374	189272	404374	—	—	—	—	—
Bushing, bottom	—	410590	420406	419430	410590	419673	410590	419430	419430	—	419430	—
Clip, cap retaining	425765	420262/S	420261	425765	420261	421824	420261	425765	425765	425765	425765	421824
§Sundry parts, set	419645	400843	400843	419644	400843	419645	400843	419644	419644	419645	419644	419645

Note. For replacement distributor spare parts, see appropriate column under part number † When ordering, quote part number shown in brackets ‡ Damper
 § Recommended spares for stock || Oil seal

DETAILED SPARE PARTS

Part No.	40470A	40471A/B	†40472A/B	‡40473A	40476A	40477A	40477B/D	40478A	40479A	40479B/D	40479E	†40480A
Model	DM6	DM6	DM6	DVX6A	DM6	DM2	DM2P4	DM2P4	DM2P4	DM2P4	DM2P4	DM2P4
Type	A209-1	T101	A214	GC	BS75	V166-2	V166	V170-1	V164-1	V164-1	V164-1	V167-1
Rotation	Clock	Clock	Clock	Clock	Clock	Clock	Clock	Clock	Clock	Clock	Clock	Clock
Earth Return or Insulated Return	E.R.	E.R.	E.R.	E.R.	E.R.	E.R.	E.R.	E.R.	E.R.	E.R.	E.R.	E.R.
E.C.M. Curve No.	605	322	606	608	609	579	579	580	409	409	409	550
Range	15°-17°	7°-9°	20°-23°	10°-20°	20°-23°	14°-16°	14°-16°	20°-23°	20°-23°	20°-23°	20°-23°	14°-16°
Replaced by (see footnote)	—	—	(40673)	—	—	—	—	—	—	—	—	(40698)
§Plate/lever, clamping, timing or micrometer	421191	421191	421191	414909	421191	—	—	—	421191	421191	421191	421191
Screw, or nut and screw assembly	415087	415087	412202	412202	415087	—	—	—	415087	415087	415087	415087
Spring, ratchet, micrometer	421825	421825	421825	—	421825	421825	421825	421825	421825	421825	421825	421825
Spring, return, micrometer	419086	419086	419086	—	419086	419086	419086	419086	419086	419086	419086	419086
§Unit, vacuum control	419681	54412958	421189	—	423040	421957	54411230	421958	54411727	54411727	54411727	54411480
§Housing, micrometer	—	—	—	408913	—	—	—	—	—	—	—	—
Terminal details, housing	—	—	—	408986	—	—	—	—	—	—	—	—
§Nut, adjusting, micrometer	419087	419087	419087	408948	419087	419087	419087	419087	419087	419087	419087	419087
§Details set, micrometer	—	—	—	408989	—	—	—	—	—	—	—	—
§Bracket, vacuum control unit	—	—	—	—	—	—	—	—	—	—	—	—
§Lever, actuating	—	—	—	—	—	—	—	—	—	—	—	—
§Washer/sleeve, thrust, shaft	—	—	—	—	—	—	—	—	—	—	—	—
§Dog or gear, driving	410601	410601	410601	410601	—	410601	420620	420620	420620	420620	420620	420620
§Distributor, service	—	—	—	—	—	—	—	—	—	—	—	—
Cap, distributor	418861	418857	418861	407043	418857	418871	418871	418871	418865	418865	418865	418871
Nut, cable securing	—	410600	—	410600	410600	—	—	—	410600	410600	410600	—
Brush and spring	418856	418856	418856	404435	418856	418856	418856	418856	418856	418856	418856	418856
Rotor arm	418726	418726	418726	415088	418726	400051	400051	400051	400051	400051	400051	400051
Contact breaker, complete	—	—	—	—	—	—	—	—	—	—	—	—
Contact set	420197	420197	420197	407050	420197	423153	423153	423153	423153	423153	423153	423153
Condenser	423871	423871	423871	407044	423871	423871	423871	423871	423871	423871	423871	423871
§Base plate, contact breaker (with condenser on DKY)	419980	419980	419980	408940	419980	422318	422318	422318	422318	422318	422318	422318
Plate, bearing, contact breaker	420375	420375	420375	—	420375	421078	421078	421078	421078	421078	421078	421078
Spring, star, base fixing	496058	496058	496058	410712	496058	—	—	—	—	—	—	—
Circlip, base fixing	496059	496059	496059	414728	496059	—	—	—	—	—	—	—
§Pin, terminal and details, L.T.	407019	407019	407019	408988	407019	422238	422238	422238	422238	422238	422238	422238
Bush, insulating, inside L.T. terminal or bridge	408927	408927	408927	408945	408927	¶161353	¶161353	¶161353	¶161353	¶161353	¶161353	¶161353
Piece/pad, shaped, insulating, L.T. terminal	405319	405319	405319	408944	405319	—	—	—	—	—	—	—
Bush, contact breaker spring	419950	419950	419950	—	419950	419950	419950	419950	419950	419950	419950	419950
Piece, insulating, contact breaker spring	—	—	—	—	—	—	—	—	—	—	—	—
Lead or connector, L.T.	419021	419021	419021	407010	419021	422235	422235	422235	422235	422235	422235	422235
Lead, earth	419023	419023	419023	414715	419023	421088	421088	421088	421088	421088	421088	421088
Cam	496074	496074	496074	408999	496074	496076	496076	496076	496076	496076	419072	496076
Springs, set, auto-advance	416055/S	407267/S	406136	422908	423039	416082/S	54411430	421727	420658	420658	54411568	421277
Toggle	418707	418707	418707	407131	418707	419149	418707	418707	418707	418707	—	418707
Weight	418321	418321	418321	415729	418321	418321	418321	418321	418321	418321	422353	418321
Plate, shaft and action	418330	419258	420447	410767	420447	421065	421065	419668	419668	419668	54410290	421065
Lubricator	419525/S	419525/S	419525/S	—	419525/S	—	—	—	—	—	—	—
Bearing, bushing, top	—	—	—	189272	—	—	—	—	—	—	—	—
Bushing, bottom	—	—	—	410590	—	419430	419430	419430	419430	421998	421998	419430
Clip, cap retaining	425765	425765	421824	420262/S	425765	425765	425765	425765	425765	421824	421824	425765
§Sundry parts, set	419645	419645	419645	419843	419645	419644	419644	419644	419644	419644	419644	419644

DISTRIBUTORS

40470 — 40480

Note. For replacement distributor spare parts, see appropriate column under part number † When ordering, quote part number shown in brackets ‡ Return unit for possible repair
 § Recommended spares for stock ¶ Washer, insulating, contact spring

DETAILED SPARE PARTS

F36

40480 — 40492

DISTRIBUTORS

Part No.	†40480B/E	†40480F	40484A	40485A	†40488A	40489A/B	40490A/B	40490D	40491A/B	40491D/E	40491F	40492A
Model	DM2P4	DM2P4	DVXH6A	DMBZ6A	DM2P4	DX6A	DM2P4	DM2P4	DM2P4	DM2P4	DM2P4	DM2P4
Type	V167-1	V167-1	XW11-1	G119	BN238-1	WG13	T104	T104	BQ33-2	BQ33-2	BQ33-2	S94-1
Rotation	Clock	Clock	Anti-clock	Clock	Clock	Anti-clock	Clock	Clock	Anti-clock	Anti-clock	Anti-clock	Clock
Earth Return or Insulated Return	E.R.	E.R.	E.R.	E.R.	E.R.	E.R.	E.R.	E.R.	E.R.	E.R.	E.R.	E.R.
E.C.M. Curve No.	550	550	612	616	546	617	619	619	544	544	544	574
Range	14°-16°	14°-16°	18°-20°	11°-13°	11°-13°	13°-15°	18°-20°	18°-20°	16°-18°	16°-18°	16°-18°	13°-15°
Replaced by (see footnote)	(40698)	(40698)	—	—	(40510)	—	—	—	—	—	—	—
§Plate/lever, clamping, timing or micrometer	421191	421191	417615	421191	421191	410612	421191	421191	421191	421191	421191	421191
Screw, or nut and screw assembly	415087	415087	415087	415087	415087	401119	415087	415087	415087	415087	415087	415087
Spring, ratchet, micrometer	421825	421825	—	421825	421825	—	421825	421825	421825	421825	421825	421825
Spring, return, micrometer	419086	419086	—	419086	419086	—	419086	419086	419086	419086	419086	419086
§Unit, vacuum control	54411480	54411480	419073	419681	423284	—	54411333	54411333	421948	421948	421948	421948
§Housing, micrometer	—	—	408914	—	—	—	—	—	—	—	—	—
Terminal details, housing	—	—	408986	—	—	—	—	—	—	—	—	—
§Nut, adjusting, micrometer	419087	419087	408948	419087	419087	—	419087	419087	419087	419087	419087	419087
§Details set, micrometer	—	—	408989	—	—	—	—	—	—	—	—	—
§Bracket, vacuum control unit	—	—	—	—	—	—	—	—	—	—	—	—
§Lever, actuating	—	—	—	—	—	—	—	—	—	—	—	—
§Washer/sleeve, thrust, shaft	—	—	—	—	—	—	—	—	—	—	—	—
§Dog or gear, driving	420620	420620	410601	410601	410601	410601	—	—	420620	420620	420620	420620
§Distributor, service	—	—	—	—	—	—	—	—	—	—	—	—
Cap, distributor	418871	418871	417178	418857	418871	407043	418871	418871	418871	418871	418871	418871
Nut, cable securing	—	—	—	410600	—	410600	—	—	—	—	—	—
Brush and spring	418856	418856	404435	418856	418856	404435	418856	418856	418856	418856	418856	418856
Rotor arm	400051	400051	407106	418726	400051	407106	400051	400051	400052	400052	400052	400051
Contact breaker, complete	—	—	—	—	—	—	—	—	—	—	—	—
Contact set	423153	423153	407050	420197	420196	407050	423153	423153	423153	423153	423153	423153
Condenser	423871	423871	407044	423871	54413002	424535	423871	423871	423871	423871	423871	423871
Base plate, contact breaker (with condenser on DKY)	422318	422318	408940	419980	418650	410520	422318	422318	422318	422318	422318	422318
Plate, bearing, contact breaker	421078	421078	—	420375	420178	—	421078	421078	421078	421078	421078	421078
Spring, star, base fixing	—	—	410712	496058	496043	—	—	—	—	—	—	—
Circlip, base fixing	—	—	414728	496059	496042	—	—	—	—	—	—	—
§ Pin, terminal and details, L.T.	422238	422238	408988	407019	423369	407019	422238	422238	422238	422238	422238	422238
Bush, insulating, inside L.T. terminal or bridge	¶161353	¶161353	408945	408927	¶161353	407006	¶161353	¶161353	¶161353	¶161353	¶161353	¶161353
Piece/pad, shaped, insulating, L.T. terminal	—	—	408944	405319	—	407018	—	—	—	—	—	—
Bush, contact breaker spring	419950	419950	—	419950	—	—	419950	419950	419950	419950	419950	419950
Piece, insulating, contact breaker spring	—	—	—	‡422557	—	—	—	—	—	—	—	—
Lead or connector, L.T.	422235	422235	407010	419021	423298	407010	422235	422235	422235	422235	422235	422235
Lead, earth	421088	421088	414715	419023	418664	420238	421088	421088	421088	421088	421088	421088
Cam	496076	424423	408999	496079	496076	54411781	496076	496076	496077	496077	421887	496076
Springs, set, auto-advance	421277	54412549	423218	416145	416111/S	423347	423391	423391	421538	421538	416029	424103
Toggle	418707	—	407131	¶418723	418707	407131	418707	418707	418707	418707	—	418707
Weight	418321	422353	415730	410033/S	418321	415730	418321	418321	418915	418915	54410282	418321
Plate, shaft and action	421065	54410290	416552	419741	423077	419433	420007	420007	420917	420917	54410294	419669
Lubricator	—	—	—	419525/S	—	—	—	—	—	—	—	—
Bearing, bushing, top	—	—	189272	189272	—	189272	—	—	—	—	—	—
Bushing, bottom	421998	421998	410590	419673	419430	410590	419430	421998	419430	421998	421998	419430
Clip, cap retaining	421824	421824	420262/S	421824	425765	420261	425765	421824	425765	421824	421824	425765
§Sundry parts, set	419644	419644	400843	419645	419644	400843	419644	419644	419644	419644	419644	419644

Note. For replacement distributor spare parts, see appropriate column under part number † When ordering, quote part number shown in brackets ‡ Damper § Recommended spares for stock ¶ Oil seal
 ¶ Washer, insulating, contact spring

For illustrations, see pages F2-F7

continued

DETAILED SPARE PARTS

Part No.	40492B	40492D/E	40494A	40494B/ D and F	40494E and H	40495A	40495B	40495D/E	40496A	40496B/ D and F	40496E and H	40497A
Model	DM2P4	DM2P4	DM2P4	DM2P4	DM2P4	DM2P4	DM2P4	DM2P4	DM2P4	DM2P4	DM2P4	DM2P4
Type	S94-1	S94-1	BN214-1	BN214-1	BN214-1	BN216-1	BN216-1	BN216-1	BN108-1	BN108-1	BN108-1	BN212-1
Rotation	Clock	Clock	Clock	Clock	Clock	Clock	Clock	Clock	Clock	Clock	Clock	Clock
Earth Return or Insulated Return	E.R.	E.R.	E.R.	E.R.	E.R.	E.R.	E.R.	E.R.	E.R.	E.R.	E.R.	E.R.
E.C.M. Curve No.	574	574	504	504	504	430	430	430	393	393	393	376
Range	13°-15°	13°-15°	19°-21°	19°-21°	19°-21°	16°-18°	16°-18°	16°-18°	19°	19°	19°	16°-18°
§Plate/lever, clamping, timing or micrometer	421191	421191	421191	421191	421191	421191	421191	421191	421191	421191	421191	421191
Screw, or nut and screw assembly	415087	415087	415087	412202	412202	415087	415087	415087	412202	412202	412202	415087
Spring, ratchet, micrometer	421825	421825	421825	421825	421825	421825	421825	421825	421825	421825	421825	421825
Spring, return, micrometer	419086	419086	419086	419086	419086	419086	419086	419086	419086	419086	419086	419086
§Unit, vacuum control	421948	421948	54411101	54411101	54411101	54411727	54411727	54411727	421946	421946	421946	54411233
§Housing, micrometer	—	—	—	—	—	—	—	—	—	—	—	—
Terminal details, housing	—	—	—	—	—	—	—	—	—	—	—	—
§Nut, adjusting, micrometer	419087	419087	419087	419087	419087	419087	419087	419087	419087	419087	419087	419087
§Details set, micrometer	—	—	—	—	—	—	—	—	—	—	—	—
§Bracket, vacuum control unit	—	—	—	—	—	—	—	—	—	—	—	—
§Lever, actuating	—	—	—	—	—	—	—	—	—	—	—	—
§Washer/sleeve, thrust, shaft	—	—	—	—	—	—	—	—	—	—	—	—
§Dog or gear, driving	420620	420620	420620	420620	420620	—	—	—	—	—	—	420620
§Distributor, service	—	—	—	—	—	—	—	—	—	—	—	—
Cap, distributor	418871	418871	422905	422905	422905	418865	418865	418865	418865	418865	418865	422905
Nut, cable securing	—	—	—	—	—	410600	410600	410600	410600	410600	410600	—
Brush and spring	418856	418856	418856	418856	418856	418856	418856	418856	418856	418856	418856	418856
Rotor arm	400051	400051	400051	400051	400051	400051	400051	400051	400051	400051	400051	400051
Contact breaker, complete	—	—	—	—	—	—	—	—	—	—	—	—
Contact set	423153	423153	423153	423153	423153	423153	423153	423153	423153	423153	423153	423153
Condenser	423871	423871	423871	423871	423871	423871	423871	423871	423871	423871	423871	423871
Base plate, contact breaker (with condenser on DKY)	422318	422318	422318	422318	422318	422318	422318	422318	422318	422318	422318	422318
Plate, bearing, contact breaker	421078	421078	421078	421078	421078	421078	421078	421078	421078	421078	421078	421078
Spring, star, base fixing	—	—	—	—	—	—	—	—	—	—	—	—
Circlip, base fixing	—	—	—	—	—	—	—	—	—	—	—	—
§ Pin, terminal and details, L.T.	422238	422238	422238	422238	422238	422238	422238	422238	422238	422238	422238	422238
Bush, insulating, inside L.T. terminal or bridge	¶161353	¶161353	¶161353	¶161353	¶161353	¶161353	¶161353	¶161353	¶161353	¶161353	¶161353	¶161353
Piece/pad, shaped, insulating, L.T. terminal	—	—	—	—	—	—	—	—	—	—	—	—
Bush, contact breaker spring	419950	419950	419950	419950	419950	419950	419950	419950	419950	419950	419950	419950
Piece, insulating, contact breaker spring	—	—	—	—	—	—	—	—	—	—	—	—
Lead or connector, L.T.	422235	422235	422235	422235	422235	422235	422235	422235	422235	422235	422235	422235
Lead, earth	421088	421088	421088	421088	421088	421088	421088	421088	421088	421088	421088	421088
Cam	496076	491070	496076	496076	424424	496076	496076	491070	496078	496078	491071	496076
Springs, set, auto-advance	424103	421902	416103	416103	54410386	416155	416155	54410405	416168	416168	425105	408382
Toggle	418707	—	418707	418707	—	418707	418707	—	—	—	—	418707
Weight	418321	422353	418321	418321	422353	418321	418321	422353	410033/S	410033/S	422353	418321
Plate, shaft and action	419669	54410290	421153	421153	54410290	419669	419669	54410290	419689	419689	54410290	419669
Lubricator	—	—	—	—	—	—	—	—	—	—	—	—
Bearing, bushing, top	—	—	—	—	—	—	—	—	—	—	—	—
Bushing, bottom	421998	421998	419430	421998	421998	419430	421998	421998	419430	421998	421998	419430
Clip, cap retaining	421824	421824	425765	421824	421824	425765	421824	421824	425765	421824	421824	425765
§Sundry parts, set	419644	419644	419644	419644	419644	419644	419644	419644	419644	419644	419644	419644

DISTRIBUTORS

40492 — 40497

§ Recommended spares for stock ¶ Washer, insulating, contact spring

DETAILED SPARE PARTS

F38

40497 — 40504

DISTRIBUTORS

Part No.	40497B/D	40498A	40498B	40499A	40499B/D and F	40499E and H	40500A	40500B	40502A	40502B/D	40504A	40504B/D
Model	DM2P4	DM2P4	DM2P4	DM2P4	DM2P4	DM2P4	DM2P4	DM2P4	DM2P4	DM2P4	DM2P4	DM2P4
Type	BN212-1	BN	BN	BN240-1	BN240	BN240	BN216-2	BN216-2	A203-1	A203	G95-1	C95-1
Rotation	Clock	Clock	Clock	Clock	Clock	Clock	Clock	Clock	Clock	Clock	Clock	Clock
Earth Return or Insulated Return	E.R.	E.R.	E.R.	E.R.	E.R.	E.R.	E.R.	E.R.	E.R.	E.R.	E.R.	E.R.
E.C.M. Curve No.	376	591	591	587	587	587	538	538	504	504	467	467
Range	16°-18°	6°-8°	6°-8°	18°-20°	18°-20°	18°-20°	20°-23°	20°-23°	17°-19°	17°-19°	20°-22°	20°-22°
§Plate/lever, clamping, timing or micrometer	421191	421191	421191	421191	421191	421191	421191	421191	—	—	420151	420151
Screw, or nut and screw assembly	415087	415087	415087	412202	412202	412202	415087	415087	—	—	415087	415087
Spring, ratchet, micrometer	421825	421825	421825	421825	421825	421825	421825	421825	421825	421825	421825	421825
Spring, return, micrometer	419086	419086	419086	419086	419086	419086	419086	419086	419086	419086	419086	419086
§Unit, vacuum control	54411233	421946	421946	421947	54411241	54411241	421937	421937	421947	54411241	54411727	54411727
§Housing, micrometer	—	—	—	—	—	—	—	—	—	—	—	—
Terminal details, housing	—	—	—	—	—	—	—	—	—	—	—	—
§Nut, adjusting, micrometer	419087	419087	419087	419087	419087	419087	419087	419087	419087	419087	419087	419087
§Details set, micrometer	—	—	—	—	—	—	—	—	—	—	—	—
§Bracket, vacuum control unit	—	—	—	—	—	—	—	—	—	—	—	—
§Lever, actuating	—	—	—	—	—	—	—	—	—	—	—	—
§Washer/sleeve, thrust, shaft	—	—	—	—	—	—	—	—	—	—	—	—
§Dog or gear, driving	—	—	—	—	—	—	—	—	—	—	—	—
§Distributor, service	420620	420620	420620	410601	420620	420620	—	—	—	—	420620	420620
Cap, distributor	422905	422905	422905	422905	422905	422905	418865	418865	418865	418865	418871	418871
Nut, cable securing	—	—	—	—	—	—	410600	410600	410600	410600	—	—
Brush and spring	418856	418856	418856	418856	418856	418856	418856	418856	418856	418856	418856	418856
Rotor arm	400051	400051	400051	400051	400051	400051	400051	400051	400051	400051	400051	400051
Contact breaker, complete	—	—	—	—	—	—	—	—	—	—	—	—
Contact set	423153	423153	423153	423153	423153	423153	423153	423153	423153	423153	423153	423153
Condenser	423871	423871	423871	423871	423871	423871	423871	423871	423871	423871	423871	423871
Base plate, contact breaker (with condenser on DKY)	422318	422318	422318	422318	422318	422318	422318	422318	422318	422318	422318	422318
Plate, bearing, contact breaker	421078	421078	421078	421078	421078	421078	421078	421078	421078	421078	421078	421078
Spring, star, base fixing	—	—	—	—	—	—	—	—	—	—	—	—
Circlip, base fixing	—	—	—	—	—	—	—	—	—	—	—	—
§ Pin, terminal and details, L.T.	422238	422238	422238	422238	422238	422238	422238	422238	422238	422238	422238	422238
Bush, insulating, inside L.T. terminal or bridge	¶161353	¶161353	¶161353	¶161353	¶161353	¶161353	¶161353	¶161353	¶161353	¶161353	¶161353	¶161353
Piece/pad, shaped, insulating, L.T. terminal	—	—	—	—	—	—	—	—	—	—	—	—
Bush, contact breaker spring	419950	419950	419950	419950	419950	419950	419950	419950	419950	419950	419950	419950
Piece, insulating, contact breaker spring	—	—	—	—	—	—	—	—	—	—	—	—
§ Lead or connector, L.T.	422235	422235	422235	422235	422235	422235	422235	422235	422235	422235	422235	422235
Lead, earth	421088	421088	421088	421088	421088	421088	421088	421088	421088	421088	421088	421088
Cam	496076	496076	496076	496076	496076	424424	496076	496076	496076	496076	496078	496078
Springs, set, auto-advance	408382	421386	421386	422243/S	422243	54411901	425779	425779	416146/S	416146/S	416159	416159
Toggle	418707	419149	419149	418707	418707	—	418707	418707	418707	418707	—	—
Weight	418321	418321	418321	418321	418321	—	422353	418321	418321	418321	410033/S	410033/S
Plate, shaft and action	419669	421629	421629	420007	420007	54410290	419668	419668	421153	421153	419689	419689
Lubricator	—	—	—	—	—	—	—	—	—	—	—	—
Bearing, bushing, top	—	—	—	—	—	—	—	—	—	—	—	—
Bushing, bottom	421998	419430	421998	419430	421998	421998	419430	421998	419430	421998	419430	421998
Clip, cap retaining	421824	425765	421824	425765	421824	421824	425765	421824	425765	421824	425765	421824
§Sundry parts, set	419644	419644	419644	419644	419644	419644	419644	419644	419644	419644	419644	419644

§ Recommended spares for stock ¶ Washer, insulating, contact spring

DETAILED SPARE PARTS

Part No.	†40507A/D	40509A	40509B/D	40510A	40510B/ D and F	40510E and H	40511A/B	40511D/E	40512A/B	40512D/F	40512J/K	40515A/B
Model	DM2P4	DM2P4	DM2P4	DM2P4	DM2P4	DM2P4	DM2P4	DM2P4	DM2P4	DM2P4	DM2P4	DM2P4
Type	BS79	BN238-2	BN238-2	BN238-3	BN238-3	BN238-3	T91-1	T91-1	CW52	CW52-1	CW52-1	CJ33
Rotation	Clock	Clock	Clock	Clock	Clock	Clock	Anti-clock	Anti-clock	Clock	Clock	Clock	Anti-clock
Earth Return or Insulated Return	E.R.	E.R.	E.R.	E.R.	E.R.	E.R.	E.R.	E.R.	E.R.	E.R.	E.R.	E.R.
E.C.M. Curve No.	621	562	562	546	546	546	230	230	484	484	484	493
Range	19°-21°	18°-20°	18°-20°	11½°-13°	11½°-13°	11½°-13°	9°-11°	9°-11°	7°-9°	7°-9°	7°-9°	11½°-13°
Replaced by (see footnote)	(40547)	—	—	—	—	—	—	—	—	—	—	—
§Plate/lever, clamping, timing or micrometer	421191	421191	421191	421191	421191	421191	421191	421191	421191	421191	421191	—
Screw, or nut and screw assembly	415087	415087	415087	412202	412202	412202	415087	415087	415087	415087	415087	—
Spring, ratchet, micrometer	421825	421825	421825	421825	421825	421825	421825	421825	421825	421825	421825	421825
Spring, return, micrometer	419086	419086	419086	419086	419086	419086	419086	419086	419086	419086	419086	419086
§Unit, vacuum control	421958	54410952	54410952	423438	54411301	54411301	54411691	54411691	421937	421937	54411479	421948
§Housing, micrometer	—	—	—	—	—	—	—	—	—	—	—	—
Terminal details, housing	—	—	—	—	—	—	—	—	—	—	—	—
§Nut, adjusting, micrometer	419087	419087	419087	419087	419087	419087	419087	419087	419087	419087	419087	419087
§Details set, micrometer	—	—	—	—	—	—	—	—	—	—	—	—
§Bracket, vacuum control unit	—	—	—	—	—	—	—	—	—	—	—	—
§Lever, actuating	—	—	—	—	—	—	—	—	—	—	—	—
§Washer/sleeve, thrust, shaft	—	—	—	—	—	—	—	—	—	—	—	—
§Dog or gear, driving	410601	420620	420620	420620	420620	420620	420620	420620	493010	493010	493010	—
§Distributor, service	—	—	—	—	—	—	—	—	—	—	—	—
§ Cap, distributor	418865	422905	422905	422905	422905	422905	421139	421139	418865	418865	418865	418871
§ Nut, cable securing	410600	—	—	—	—	—	—	—	410600	410600	410600	—
§ Brush and spring	418856	418856	418856	418856	418856	418856	418856	418856	418856	418856	418856	418856
§ Rotor arm	400051	400051	400051	400051	400051	400051	400052	400052	400051	400051	400051	400052
§ Contact breaker, complete	—	—	—	—	—	—	—	—	—	—	—	—
§ Contact set	423153	423153	423153	423153	423153	423153	423153	423153	423153	423153	423153	423153
§ Condenser	423871	423871	423871	423871	423871	423871	423871	423871	423871	423871	423871	423871
§ Base plate, contact breaker (with condenser on DKY)	422318	422318	422318	422318	422318	422318	422318	422318	422318	422318	422318	422318
Plate, bearing, contact breaker	421078	421078	421078	421078	421078	421078	421078	421078	421078	421078	421078	421078
Spring, star, base fixing	—	—	—	—	—	—	—	—	—	—	—	—
Circlip, base fixing	—	—	—	—	—	—	—	—	—	—	—	—
§ Pin, terminal and details, L.T.	419882	422238	422238	422238	422238	422238	422238	422238	422238	422238	422238	422238
Bush, insulating, inside L.T. terminal or bridge	¶161353	¶161353	¶161353	¶161353	¶161353	¶161353	¶161353	¶161353	¶161353	¶161353	¶161353	¶161353
Piece/pad, shaped, insulating, L.T. terminal	—	—	—	—	—	—	—	—	—	—	—	—
Bush, contact breaker spring	419950	419950	419950	419950	419950	419950	419950	419950	419950	419950	419950	419950
Piece, insulating, contact breaker spring	—	—	—	—	—	—	—	—	—	—	—	—
Lead or connector, L.T.	422235	422235	422235	422235	422235	422235	422235	422235	422235	422235	422235	422235
Lead, earth	421088	421088	421088	421088	421088	421088	421088	421088	421088	421088	421088	421088
Cam	496076	496076	496076	496076	496076	424422	496077	496077	496076	496076	424420	496077
Springs, set, auto-advance	423451	421458	421458	420469	420469	54412196	407267	407267	416131/S	416131/S	54411531	420128
Toggle	418707	418707	418707	418707	418707	—	418707	418707	419149	419149	—	407131
Weight	418321	418321	418321	418321	418321	422353	418915	418915	418321	418321	422353	418915
Plate, shaft and action	421153	420007	420007	423077	423077	54410290	420830	420830	421629	421629	54410290	420114
Lubricator	—	—	—	—	—	—	—	—	—	—	—	—
Bearing, bushing, top	—	—	—	—	—	—	—	—	—	—	—	—
Bushing, bottom	421998	419430	421998	419430	421998	421998	419430	421998	419430	421998	421998	419430
Clip, cap retaining	421824	425765	421824	425765	421824	421824	425765	421824	425765	421824	421824	425765
§Sundry parts, set	419644	419644	419644	419644	419644	419644	419644	419644	419644	419644	419644	419644

DISTRIBUTORS

40507 — 40515

Note. For replacement distributor spare parts, see appropriate column under part number † When ordering, quote part number shown in brackets § Recommended spares for stock
 ¶ Washer, insulating, contact spring

DETAILED SPARE PARTS

F40

40515 — 40529

DISTRIBUTORS

Part No.	40515D/E	40517A	40517B/D	†40519A/D	40520A	40520B/D	40524A	40527A/ B and H	40527D	40527J	40528A/B	40529A/B
Model	DM2P4	DM2P4	DM2P4	DM6	DM2P4	DM2P4	DM6	DM2P4	DM2P4	DM2P4	DMBZ6A	15D1
Type	CJ33	BP89-1	BP89-1	C64-1	YH13-1	YH13-1	BS72-1	P85	P85	P85	GC68	RO20
Rotation	Anti-clock	Clock	Clock	Anti-clock	Clock	Clock	Clock	Clock	Clock	Clock	Clock	Clock
Earth Return or Insulated Return	E.R.	E.R.	E.R.	E.R.	E.R.	E.R.	E.R.	E.R.	E.R.	E.R.	E.R.	E.R.
E.C.M. Curve No.	493	526	526	624	569	569	627	500	500	500	625	631
Range	11½°-13°	16°-18°	16°-18°	7°-9°	16°-18°	16°-18°	14°-16°	14½°-16½°	14½°-16½°	14½°-16½°	22°	11½°
Replaced by (see footnote)	—	—	—	(40657)	—	—	—	—	—	—	—	—
§Plate/lever, clamping, timing or micrometer	—	421191	421191	421191	421191	421191	421191	414770	414770	414770	423605	406105
Screw, or nut and screw assembly	—	415087	415087	415087	415087	415087	415087	415087	415087	415087	415087	401119
Spring, ratchet, micrometer	421825	421825	421825	421825	421825	421825	421825	421825	421825	421825	421825	—
Spring, return, micrometer	419086	419086	419086	419086	419086	419086	419086	419086	419086	419086	419086	—
§Unit, vacuum control	421948	421948	421948	54412958	54411233	54411233	423040	423755	423755	54411304	423461	—
§Housing, micrometer	—	—	—	—	—	—	—	—	—	—	—	—
Terminal details, housing	—	—	—	—	—	—	—	—	—	—	—	—
§Nut, adjusting, micrometer	419087	419087	419087	419087	419087	419087	419087	419087	419087	419087	419087	—
§Details set, micrometer	—	—	—	—	—	—	—	—	—	—	—	—
§Bracket, vacuum control unit	—	—	—	—	—	—	—	—	—	—	—	—
§Lever, actuating	—	—	—	—	—	—	—	—	—	—	—	—
§Washer/sleeve, thrust, shaft	—	—	—	—	—	—	—	—	—	—	—	—
§Dog or gear, driving	—	420620	420620	—	—	—	—	—	—	—	410601	—
§Distributor, service	—	—	—	—	—	—	—	—	—	—	—	—
Cap, distributor	418871	418865	418865	418857	418865	418865	418857	418865	418865	418865	418857	421112
Nut, cable securing	—	410600	410600	410600	410600	410600	410600	410600	410600	410600	410600	421561
Brush and spring	418856	418856	418856	418856	418856	418856	418856	418856	418856	418856	418856	—
Rotor arm	400052	400051	400051	418731	400051	400051	418726	400051	400051	400051	418726	—
Contact breaker, complete	—	—	—	—	—	—	—	—	—	—	—	—
Contact set	423153	423153	423153	420197	423153	423153	420197	423153	423153	423153	420197	421106
Condenser	423871	423871	423871	423871	423871	423871	423871	423871	423871	423871	423871	421327
§Base plate, contact breaker (with condenser on DKY)	422318	422318	422318	419980	422318	422318	419980	422318	422318	422318	419980	—
Plate, bearing, contact breaker	421078	421078	421078	420375	421078	421078	420375	421078	421078	421078	420375	—
Spring, star, base fixing	—	—	—	496058	—	—	496058	—	—	—	496058	—
Circlip, base fixing	—	—	—	496059	—	—	496059	—	—	—	496059	—
§Pin, terminal and details, L.T.	422238	422238	422238	407019	422238	422238	407019	422238	422238	422238	407019	405314
Bush, insulating, inside L.T. terminal or bridge	¶161353	¶161353	¶161353	408927	¶161353	¶161353	408927	¶161353	¶161353	¶161353	408927	421109
Piece/pad, shaped, insulating, L.T. terminal	—	—	—	405319	—	—	405319	—	—	—	405319	—
Bush, contact breaker spring	419950	419950	419950	419950	419950	419950	419950	419950	419950	419950	419950	—
Piece, insulating, contact breaker spring	—	—	—	—	—	—	—	—	—	—	—	421102
§Lead or connector, L.T.	422235	422235	422235	419021	422235	422235	419021	422235	422235	422235	419021	—
Lead, earth	421088	421088	421088	419023	421088	421088	419023	421088	421088	421088	419023	—
Cam	496077	496076	496076	496074	496076	496076	496074	496078	496078	491069	496079	423759
Springs, set, auto-advance	420128	416001	416001	416113	421596	421596	416904	416088	416088	54411253	423750	54412731
Toggle	407131	418707	418707	418707	418707	418707	418707	—	—	—	—	—
Weight	418915	418321	418321	418915	418321	418321	418321	410033/S	410033/S	422353	410033/S	421056/S
Plate, shaft and action	420114	420007	420007	423561	419669	419669	419913	419689	419689	54410290	419741	421054
Lubricator	—	—	—	419525/S	—	—	419525/S	—	—	—	‡418723	‡54160003
Bearing, bushing, top	—	—	—	—	—	—	—	—	—	—	189272	—
Bushing, bottom	421998	419430	421998	—	419430	421998	—	419430	421998	419430	419673	—
Clip, cap retaining	421824	425765	421824	421824	425765	421824	425765	421824	425765	421824	425765	‡421103
§Sundry parts, set	419644	419644	419644	419645	419644	419644	419645	419644	419644	419644	419645	54412407

Note. For replacement distributor spare parts, see appropriate column under part number † When ordering, quote part number shown in brackets ‡ Oil seal
 § Recommended spares for stock || Collar, shaft ¶ Washer, insulating, contact spring

DETAILED SPARE PARTS

Part No.	40530A/D	40530E	40531A/B	40532A	40534A	40534B	40537A	40537B and E	40537D and F	40538A	40538B/D	40538E
Model	DM2P4	DM2P4	DM6	DM6	DM2P4	DM2P4	DM2P4	DM2P4	DM2P4	DM2P4	DM2P4	DM2P4
Type	T104-2	T104-2	BS77	A209-1	CH34-1	CH34-1	V166-1	V166-1	V166-1	BN213-1	BN213-1	BN213-1
Rotation	Clock	Clock	Clock	Clock	Clock	Clock	Clock	Clock	Clock	Clock	Clock	Clock
Earth Return or Insulated Return	E.R.	E.R.	E.R.	E.R.	E.R.	E.R.	E.R.	E.R.	E.R.	E.R.	E.R.	E.R.
E.C.M. Curve No.	619	619	632	583	356	356	543	543	543	508	508	508
Range	18°-20°	18°-20°	13°-15°	11½°-13°	20°-23°	20°-23°	14°-16°	14°-16°	14°-16°	16°-18°	16°-18°	16°-18°
§Plate/lever, clamping, timing or micrometer	421191	421191	421191	421191	—	—	—	—	—	421191	421191	421191
Screw, or nut and screw assembly	415087	415087	415087	415087	—	—	—	—	—	415087	415087	415087
Spring, ratchet, micrometer	421825	421825	421825	421825	421825	421825	421825	421825	421825	421825	421825	421825
Spring, return, micrometer	419086	419086	419086	419086	419086	419086	419086	419086	419086	419086	419086	419086
§Unit, vacuum control	54411333	54411333	54413188	54412033	421945	421945	421951	421951	54411814	421940	421940	54411302
§Housing, micrometer	—	—	—	—	—	—	—	—	—	—	—	—
Terminal details, housing	—	—	—	—	—	—	—	—	—	—	—	—
§Nut, adjusting, micrometer	419087	419087	419087	419087	419087	419087	419087	419087	419087	419087	419087	419087
§Details set, micrometer	—	—	—	—	—	—	—	—	—	—	—	—
§Bracket, vacuum control unit	—	—	—	—	—	—	—	—	—	—	—	—
§Lever, actuating	—	—	—	—	—	—	—	—	—	—	—	—
§Washer/sleeve, thrust, shaft	—	—	—	—	—	—	—	—	—	—	—	—
§Dog or gear, driving	420620	420620	—	—	—	—	420620	420620	420620	420620	420620	420620
§Distributor, service	—	—	—	—	—	—	—	—	—	—	—	—
Cap, distributor	418871	418871	418857	418861	418865	418865	418871	418871	418871	418871	418871	418871
Nut, cable securing	—	—	410600	—	410600	410600	—	—	—	—	—	—
Brush and spring	418856	418856	418856	418856	418856	418856	418856	418856	418856	418856	418856	418856
Rotor arm	400051	400051	418726	418726	400051	400051	400051	400051	400051	400051	400051	400051
Contact breaker, complete	—	—	—	—	—	—	—	—	—	—	—	—
Contact set	423153	423153	420197	420197	423153	423153	423153	423153	423153	423153	423153	423153
Condenser	423871	423871	423871	423871	423871	423871	423871	423871	423871	423871	423871	423871
Base plate, contact breaker (with condenser on DKY)	422318	422318	419980	419980	422318	422318	422318	422318	422318	422318	422318	422318
Plate, bearing, contact breaker	421078	421078	420375	420375	421078	421078	421078	421078	421078	421078	421078	421078
Spring, star, base fixing	—	—	496058	496058	—	—	—	—	—	—	—	—
Circlip, base fixing	—	—	496059	496059	—	—	—	—	—	—	—	—
Pin, terminal and details, L.T.	422238	422238	407019	407019	422238	422238	422238	422238	422238	422238	422238	422238
Bush, insulating, inside L.T. terminal or bridge	¶161353	¶161353	408927	408927	¶161353	¶161353	¶161353	¶161353	¶161353	¶161353	¶161353	¶161353
Piece/pad, shaped, insulating, L.T. terminal	—	—	405319	405319	—	—	—	—	—	—	—	—
Bush, contact breaker spring	419950	419950	419950	419950	419950	419950	419950	419950	419950	419950	419950	419950
Piece, insulating, contact breaker spring	—	—	—	—	—	—	—	—	—	—	—	—
Lead or connector, L.T.	422235	422235	419021	419021	422235	422235	422235	422235	422235	422235	422235	422235
Lead, earth	421088	421088	419023	419023	421088	421088	421088	421088	421088	421088	421088	421088
Cam	496076	491070	496074	496074	496076	496076	496076	496076	491069	496076	496076	423406
Springs, set, auto-advance	423391	54411543	423857	421851	416001	416001	416193	416193	54413020	420418	420418	54412983
Toggle	418707	—	418707	418707	418707	418707	418707	418707	—	418707	418707	—
Weight	418321	422353	418321	418321	418321	418321	418321	418321	422353	418321	418321	422353
Plate, shaft and action	420007	54410290	421321	421321	419668	419668	421065	421065	54410290	419669	419669	54410290
Lubricator	—	—	419525/S	419525/S	—	—	—	—	—	—	—	—
Bearing, bushing, top	—	—	—	—	—	—	—	—	—	—	—	—
Bushing, bottom	421998	421998	—	—	419430	421998	419430	421998	421998	419430	421998	421998
Clip, cap retaining	421824	421824	425765	421824	425765	421824	425765	421824	421824	425765	421824	421824
§Sundry parts, set	419644	419644	419645	419645	419644	419644	419644	419644	419644	419644	419644	419644

DISTRIBUTORS

§ Recommended spares for stock ¶ Washer, insulating, contact spring

DETAILED SPARE PARTS

F42

40539 — 40551

Part No.	40539A	40539B/D and F	40539E and H	40540A	40540B/D	†40542A/B	†40542E	40547A	40547D	40548A/B	40548D	40551A/B
Model	DM2P4	DM2P4	DM2P4	DM2P4	DM2P4	DM2P4	DM2P4	DM2P4	DM2P4	DM2P4	DM2P4	DXH6A
Type	BN208-1	BN208-1	BN208-1	P79-1	P79-1	C61	C61	BS79-1	BS79	V179	V179	WG16
Rotation	Clock	Clock	Clock	Clock	Clock	Clock	Clock	Clock	Clock	Clock	Clock	Anti-clock
Earth Return or Insulated Return	E.R.	E.R.	E.R.	E.R.	E.R.	E.R.	E.R.	E.R.	E.R.	E.R.	E.R.	E.R.
E.C.M. Curve No.	376	376	376	500	500	634	634	638	638	646	646	641
Range	16°-18°	16°-18°	16°-18°	16°	16°	20°-23°	20°-23°	9°-11°	9°-11°	13°-15°	13°-15°	16°-18°
Replaced by (see footnote)	—	—	—	—	—	(40607)	(40607)	—	—	—	—	—
§Plate/lever, clamping, timing or micrometer	421191	421191	421191	414770	414770	421191	421191	421191	421191	421191	421191	410612
Screw, or nut and screw assembly	415087	412202	415087	415087	415087	415087	415087	415087	415087	415087	415087	401119
Spring, ratchet, micrometer	421825	421825	421825	421825	421825	421825	421825	421825	421825	421825	421825	—
Spring, return, micrometer	419086	419086	419086	419086	419086	419086	419086	419086	419086	419086	419086	—
§Unit, vacuum control	421940	421940	54411302	54411585	54411585	421954	54410952	421955	54411100	421955	54411100	—
§Housing, micrometer	—	—	—	—	—	—	—	—	—	—	—	—
Terminal details, housing	—	—	—	—	—	—	—	—	—	—	—	—
§Nut, adjusting, micrometer	419087	419087	419087	419087	419087	419087	419087	419087	419087	419087	419087	—
§Details set, micrometer	—	—	—	—	—	—	—	—	—	—	—	—
§Bracket, vacuum control unit	—	—	—	—	—	—	—	—	—	—	—	—
§Lever, actuating	—	—	—	—	—	—	—	—	—	—	—	—
§Washer/sleeve, thrust, shaft	—	—	—	—	—	—	—	—	—	—	—	—
§Dog or gear, driving	—	—	—	—	—	—	—	410601	420620	410601	420620	410601
§Distributor, service	—	—	—	—	—	—	—	—	—	—	—	—
§ Cap, distributor	418865	418865	418865	418865	418865	418871	418871	418871	418871	418871	418871	407279
§ Nut, cable securing	410600	410600	410600	410600	410600	—	—	—	—	—	—	—
§ Brush and spring	418856	418856	418856	418856	418856	418856	418856	418856	418856	418856	418856	404435
§ Rotor arm	400051	400051	400051	400051	400051	400051	400051	400051	400051	400051	400051	407106
§ Contact breaker, complete	—	—	—	—	—	—	—	—	—	—	—	—
§ Contact set	423153	423153	423153	423153	423153	423153	423153	423153	423153	423153	423153	407050
§ Condenser	423871	423871	423871	423871	423871	423871	423871	423871	423871	423871	423871	407044
§ Base plate, contact breaker (with condenser on DKY)	422318	422318	422318	422318	422318	422318	422318	422318	422318	422318	422318	410520
§ Plate, bearing, contact breaker	421078	421078	421078	421078	421078	421078	421078	421078	421078	421078	421078	—
§ Spring, star, base fixing	—	—	—	—	—	—	—	—	—	—	—	—
§ Circlip, base fixing	—	—	—	—	—	—	—	—	—	—	—	—
§ Pin, terminal and details, L.T.	422238	422238	422238	422238	422238	422238	422238	422238	422238	422238	422238	407019
§ Bush, insulating, inside L.T. terminal or bridge	¶161353	¶161353	¶161353	¶161353	¶161353	¶161353	¶161353	¶161353	¶161353	¶161353	¶161353	407006
§ Piece/pad, shaped, insulating, L.T. terminal	—	—	—	—	—	—	—	—	—	—	—	407018
§ Bush, contact breaker spring	419950	419950	419950	419950	419950	419950	419950	419950	419950	419950	419950	—
§ Piece, insulating, contact breaker spring	—	—	—	—	—	—	—	—	—	—	—	—
§ Lead or connector, L.T.	422235	422235	422235	422235	422235	422235	422235	422235	422235	422235	422235	420238
§ Lead, earth	421088	421088	421088	421088	421088	421088	421088	421088	421088	421088	421088	—
§ Cam	496076	496076	491069	496078	496078	496076	496076	496076	496076	496076	496076	54411781
§ Springs, set, auto-advance	408382	408382	54410406	416088	416088	423999	423999	424102	424102	424352	424352	424216
§ Toggle	418707	418707	—	—	—	418707	418707	418707	418707	418707	418707	407131
§ Weight	418321	418321	422353	410033/S	410033/S	418321	418321	418321	418321	418321	418321	415730
§ Plate, shaft and action	419669	419669	54410290	419689	419689	419668	419668	421065	421065	420274	420274	421485
§ Lubricator	—	—	—	—	—	—	—	—	—	—	—	189272
§ Bearing, bushing, top	—	—	—	—	—	—	—	—	—	—	—	410590
§ Bushing, bottom	419430	421998	421998	419430	421998	419430	421998	419430	421998	419430	421998	—
§ Clip, cap retaining	425765	421824	421824	425765	421824	425765	421824	425765	421824	425765	421824	420261
§Sundry parts, set	419644	419644	419644	419644	419644	419644	419644	419644	419644	419644	419644	400843

DISTRIBUTORS

Note. For replacement distributor spare parts, see appropriate column under part number † When ordering, quote part number shown in brackets § Recommended spares for stock
¶ Washer, insulating, contact spring

DETAILED SPARE PARTS

Part No.	40552A/B	40552D/E	40554A	40556A	40557A/B	†40558A	40559A	40559B/E	40559F	40560A/B	40560D/E	40560F
Model	DM2P4	DM2P4	DM6	DUH6A	DMBZ6A	DM6	DM2P4	DM2P4	DM2P4	DM2P4	DM2P4	DM2P4
Type	T111	T111	BU45	A215	GC69	C62	V174	V174	V174	T107-1	T107	T107
Rotation	Clock	Clock	Anti-clock	Clock	Clock	Clock	Clock	Clock	Clock	Anti-clock	Anti-clock	Anti-clock
Earth Return or Insulated Return	E.R.	E.R.	E.R.	I.R.	E.R.	E.R.	E.R.	E.R.	E.R.	E.R.	E.R.	E.R.
E.C.M. Curve No.	574	574	555	606	643	645	568	568	568	647	647	647
Range	16°-18°	16°-18°	11½°-13°	22°-24°	24°-26°	22°-24°	9°-11°	9°-11°	9°-11°	16°-18°	16°-18°	16°-18°
Replaced by (see footnote)	—	—	—	—	—	(40602)	—	—	—	—	—	—
§Plate/lever, clamping, timing or micrometer	421191	421191	421191	—	423605	421191	421191	421191	421191	421191	421191	421191
Screw, or nut and screw assembly	415087	415087	415087	401119	415087	415087	415087	415087	415087	415087	415087	415087
Spring, ratchet, micrometer	421825	421825	421825	—	421825	421825	421825	421825	421825	421825	421825	421825
Spring, return, micrometer	419086	419086	419086	—	419086	419086	419086	419086	419086	419086	419086	419086
§Unit, vacuum control	421948	421948	424277	424340	424374	421015	54411239	54411239	54411239	421947	54411241	54411241
§Housing, micrometer	—	—	—	—	—	—	—	—	—	—	—	—
Terminal details, housing	—	—	—	—	—	—	—	—	—	—	—	—
§Nut, adjusting, micrometer	419087	419087	419087	403321	419087	419087	419087	419087	419087	419087	419087	419087
Details set, micrometer	—	—	—	408989	—	—	—	—	—	—	—	—
§Bracket, vacuum control unit	—	—	—	406023	—	—	—	—	—	—	—	—
§Lever, actuating	—	—	—	406028	—	—	—	—	—	—	—	—
§Washer/sleeve, thrust, shaft	—	—	—	—	—	—	—	—	—	—	—	—
§Dog or gear, driving	‡	‡	410601	410601	410601	—	420620	420620	420620	420620	420620	420620
§Distributor, service	—	—	—	—	—	—	—	—	—	—	—	—
Cap, distributor	418871	418871	418861	404520	418857	418861	418865	418865	418865	418865	418865	418865
Nut, cable securing	—	—	—	—	410600	—	410600	410600	410600	410600	410600	410600
Brush and spring	418856	418856	418856	404435	418856	418856	418856	418856	418856	418856	418856	418856
Rotor arm	400051	400051	418731	410876	418726	418726	400051	400051	400051	400052	400052	400052
Contact breaker, complete	—	—	—	—	—	—	—	—	—	—	—	—
Contact set	423153	423153	420197	400415	420197	420197	423153	423153	423153	423153	423153	423153
Condenser	423871	423871	423871	400308	423871	423871	423871	423871	423871	423871	423871	423871
Base plate, contact breaker (with condenser on DKY)	422318	422318	419980	406469	419980	419980	422318	422318	422318	422318	422318	422318
Plate, bearing, contact breaker	421078	421078	420375	—	420375	420375	421078	421078	421078	421078	421078	421078
Spring, star, base fixing	—	—	496058	—	496058	496058	—	—	—	—	—	—
Circlip, base fixing	—	—	496059	—	496059	496059	—	—	—	—	—	—
§ Pin, terminal and details, L.T.	422238	422238	407019	123120	407019	407019	422238	422238	422238	422238	422238	422238
Bush, insulating, inside L.T. terminal or bridge	¶161353	¶161353	408927	—	408927	408927	¶161353	¶161353	¶161353	¶161353	¶161353	¶161353
Piece/pad, shaped, insulating, L.T. terminal	—	—	405319	—	405319	405319	—	—	—	—	—	—
Bush, contact breaker spring	419950	419950	419950	—	419950	419950	419950	419950	419950	419950	419950	419950
Piece, insulating, contact breaker spring	—	—	—	—	—	—	—	—	—	—	—	—
Lead or connector, L.T.	422235	422235	419021	—	419021	419021	422235	422235	422235	422235	422235	422235
Lead, earth	421088	421088	419023	—	419023	419023	421088	421088	421088	421088	421088	421088
Cam	496076	496076	496074	419947	496079	496074	496076	496076	424420	496077	496077	421299
Springs, set, auto-advance	424103	424103	424275	424342	424377	424347	54411428	54411428	54412888	424561	424561	54412981
Toggle	418707	418707	418707	400141	—	418707	418707	418707	—	418707	418707	—
Weight	418321	418321	418915	403268	410033/S	418321	418321	418321	422353	418915	418915	422353
Plate, shaft and action	419669	419669	424274	404888	419741	420447	419953	419953	54410290	420917	420917	54410294
Lubricator	—	—	419525/S	405394	‡418723	419525/S	—	—	—	—	—	—
Bearing, bushing, top	—	—	—	—	189272	—	—	—	—	—	—	—
Bushing, bottom	419430	421998	—	410590	419673	—	419430	421998	421998	419430	421998	421998
Clip, cap retaining	425765	421824	421824	420261	421824	421824	425765	421824	421824	425765	421824	421824
§Sundry parts, set	419644	419644	419645	400843	419645	419645	419644	419644	419644	419644	419644	419644

DISTRIBUTORS

40552 — 40560

Note. For replacement distributor spare parts, see appropriate column under part number † When ordering, quote part number shown in brackets ‡ Supplied by Vehicle Manufacturer
 § Recommended spares for stock ¶ Oil seal ¶ Washer, insulating, contact spring

DETAILED SPARE PARTS

F44

40561 — 40570

DISTRIBUTORS

Part No.	40561A/B	40561D/H and K	40561J and L	†40562A/B	40564A/E	40565A	40566A/B	‡40568A	40569A	40569B/F and J	40569H and K	40570A
Model	DM2P4	DM2P4	DM2P4	D2A4	D2A4	DMBZ6A	D3AH4A	DM6	DM2P4	DM2P4	DM2P4	DM2P4
Type	BN260	BN260	BN260	T115	T112	—	SA29	T116	BN261	BN261	BN261	BN262
Rotation	Clock	Clock	Clock	Clock	Clock	Clock	Clock	Clock	Clock	Clock	Clock	Clock
Earth Return or Insulated Return	E.R.	E.R.	E.R.	E.R.	E.R.	E.R.	E.R.	E.R.	E.R.	E.R.	E.R.	E.R.
E.C.M. Curve No.	651	651	651	619	649	426	600	650	371	371	371	616
Range	14°-16°	14°-16°	14°-16°	18°-20°	22°-24°	16°-18°	18°-20°	14°-16°	16°-18°	16°-18°	16°-18°	11°-13°
Replaced by (see footnote)	—	—	—	(40689)	—	—	—	(40601)	—	—	—	—
§Plate/lever, clamping, timing or micrometer	421191	421191	421191	421191	421191	420151	415158	421191	421191	421191	421191	421191
Screw, or nut and screw assembly	412202	412202	412202	415087	415087	415087	415087	415087	412202	412202	412202	412202
Spring, ratchet, micrometer	421825	421825	421825	—	—	421825	—	421825	421825	421825	421825	421825
Spring, return, micrometer	419086	419086	419086	—	—	419086	—	419086	419086	419086	419086	419086
§Unit, vacuum control	54411100	54411100	54411100	—	—	424625	—	419890	423438	54411301	54411301	54411101
§Housing, micrometer	—	—	—	—	—	—	—	—	—	—	—	—
Terminal details, housing	—	—	—	—	—	—	—	—	—	—	—	—
§Nut, adjusting, micrometer	419087	419087	419087	—	—	419087	—	419087	419087	419087	419087	419087
§Details set, micrometer	—	—	—	—	—	—	—	—	—	—	—	—
§Bracket, vacuum control unit	—	—	—	—	—	—	—	—	—	—	—	—
§Lever, actuating	—	—	—	—	—	—	—	—	—	—	—	—
§Washer/sleeve, thrust, shaft	—	—	—	—	—	—	—	—	—	—	—	—
§Dog or gear, driving	410601	420620	420620	410601	410601	420620	422012	410601	420620	420620	420620	420620
§Distributor, service	—	—	—	—	—	—	—	—	—	—	—	—
Cap, distributor	422905	422905	422905	418888	418888	418861	420760	418857	422905	422905	422905	422905
Nut, cable securing	—	—	—	410600	410600	—	—	410600	—	—	—	—
Brush and spring	418856	418856	418856	418856	418856	418856	404435	418856	418856	418856	418856	418856
Rotor arm	400051	400051	400051	400051	400051	418726	408355	418726	400051	400051	400051	400051
Contact breaker, complete	—	—	—	54411507	54411507	—	—	—	—	—	—	—
Contact set	423153	423153	423153	407050	407050	420197	54411216	420197	423153	423153	423153	423153
Condenser	423871	423871	423871	54413006	54413006	423871	407044	423871	423871	423871	423871	423871
Base plate, contact breaker (with condenser on DKY)	422318	422318	422318	418886	418886	419980	415272	419980	422318	422318	422318	422318
Plate, bearing, contact breaker	421078	421078	421078	—	—	420375	—	420375	421078	421078	421078	421078
Spring, star, base fixing	—	—	—	—	—	496058	—	496058	—	—	—	—
Circlip, base fixing	—	—	—	—	—	496059	—	496059	—	—	—	—
§ Pin, terminal and details, L.T.	422238	422238	422238	405314	405314	407019	407019	407019	422238	422238	422238	422238
Bush, insulating, inside L.T. terminal or bridge	¶161353	¶161353	¶161353	409565	409565	408927	415263	408927	¶161353	¶161353	¶161353	¶161353
Piece/pad, shaped, insulating, L.T. terminal	—	—	—	405319	405319	405319	405319	405319	—	—	—	—
Bush, contact breaker spring	419950	419950	419950	—	—	419950	—	419950	419950	419950	419950	419950
Bush, insulating, terminal	—	—	—	—	—	‡422557	415262	—	—	—	—	—
Lead or connector, L.T.	422235	422235	422235	—	—	419021	—	419021	422235	422235	422235	422235
Lead, earth	421088	421088	421088	—	—	419023	—	419023	421088	421088	421088	421088
Cam	496076	496076	491068	420944	420944	496079	421803	496074	496076	496076	491070	496076
Springs, set, auto-advance	424875	424875	54411529	423391	424537	424564	423182	424631/S	416001	416113	54411690	416103
Toggle	418707	418707	—	418707	418707	—	407131	418707	418707	418707	—	418707
Weight	418321	418321	422353	418321	418321	410033/S	415729	418321	418321	418321	422353	418321
Plate, shaft and action	421065	421065	54410290	421442	424539	419741	416517	419913	420007	420007	54410290	423077
Lubricator	—	—	—	—	—	¶418723	—	419525/S	—	—	—	—
Bearing, bushing, top	—	—	—	—	—	189272	189272	—	—	—	—	—
Bushing, bottom	419430	421998	421998	419430	419430	419673	410590	—	419430	421998	421998	419430
Clip, cap retaining	425765	421824	421824	425218	425218	421824	420262/S	421824	425765	421824	421824	425765
§Sundry parts, set	419644	419644	419644	420491	420491	419645	400843	419645	419644	419644	419644	419644

Note. For replacement distributor spare parts, see appropriate column under part number † When ordering, quote part number shown in brackets ‡ Damper § Recommended spares for stock ¶ Oil seal ¶¶ Washer, insulating, contact spring

For illustrations, see pages F2-F7

continued

DETAILED SPARE PARTS

Part No.	40570B/D and F	40570E and H	40571A	40571B	40571D/E	40576A/D	†40577A/B	40578A/D	40580A/B	†40581A/B	40583A/B	40583D/E and H
Model	DM2P4	DM2P4	DM2P4	DM2P4	DM2P4	DMBZ6A	DMBZ6	DMBZ6A	DM6	DM6	DM2P4	DM2P4
Type	BN262	BN262	AJ41-1	AJ41-1	AJ41-1	GC71	G123	GC74	A209	A222	BN264	BN264
Rotation	Clock	Clock	Clock	Clock	Clock	Clock	Clock	Clock	Clock	Clock	Clock	Clock
Earth Return or Insulated Return	E.R.	E.R.	E.R.	E.R.	E.R.	E.R.	E.R.	E.R.	E.R.	E.R.	E.R.	E.R.
E.C.M. Curve No.	616	616	398	398	398	654	655	658	659	659	661	661
Range	11°-13°	11°-13°	9°-11°	9°-11°	9°-11°	17°-19°	8°-10°	17°-19°	14°-16°	14°-16°	14°-16°	14°-16°
Replaced by (see footnote)	—	—	—	—	—	—	(40721)	—	—	(40662)	—	—
§Plate/lever, clamping, timing or micrometer	421191	421191	421191	421191	421191	423605	421191	423605	421191	421191	421191	421191
Screw, or nut and screw assembly	412202	412202	415087	415087	414087	415087	415087	415087	415087	415087	412202	412202
Spring, ratchet, micrometer	421825	421825	421825	421825	421825	421825	421825	421825	421825	421825	421825	421825
Spring, return, micrometer	419086	419086	419086	419086	419086	419086	419086	419086	419086	419086	419086	419086
§Unit, vacuum control	54411101	54411101	421942	54411693	54411693	54413188	419681	424374	421189	421189	425682	425682
§Housing, micrometer	—	—	—	—	—	—	—	—	—	—	—	—
Terminal details, housing	—	—	—	—	—	—	—	—	—	—	—	—
§Nut, adjusting, micrometer	419087	419087	419087	419087	419087	419087	419087	419087	419087	419087	419087	419087
§Details set, micrometer	—	—	—	—	—	—	—	—	—	—	—	—
§Bracket, vacuum control unit	—	—	—	—	—	—	—	—	—	—	—	—
§Lever, actuating	—	—	—	—	—	—	—	—	—	—	—	—
§Washer/sleeve, thrust, shaft	—	—	—	—	—	—	—	—	—	—	—	—
§Dog or gear, driving	420620	420620	420620	420620	420620	410601	410601	410601	420620	—	—	—
§Distributor, service	—	—	—	—	—	—	—	—	—	—	—	—
Cap, distributor	422905	422905	418871	418871	418871	418857	418857	418857	418861	418861	418865	418865
Nut, cable securing	—	—	—	—	—	410600	410600	410600	—	—	410600	410600
Brush and spring	418856	418856	418856	418856	418856	418856	418856	418856	418856	418856	418856	418856
Rotor arm	400051	400051	400051	400051	400051	418726	418726	418726	418726	418726	400051	400051
Contact breaker, complete	—	—	—	—	—	—	—	—	—	—	—	—
Contact set	423153	423153	423153	423153	423153	420197	420197	420197	420197	420197	423153	423153
Condenser	423871	423871	423871	423871	423871	423871	423871	423871	423871	423871	423871	423871
Base plate, contact breaker (with condenser on DKY)	422318	422318	422318	422318	422318	419980	419980	419980	419980	419980	422318	422318
Plate, bearing, contact breaker	421078	421078	421078	421078	421078	420375	420375	420375	420375	420375	421078	421078
Spring, star, base fixing	—	—	—	—	—	496058	496058	496058	496058	496058	—	—
Circlip, base fixing	—	—	—	—	—	496059	496059	496059	496059	496059	—	—
§ Pin, terminal and details, L.T.	422238	422238	422238	422238	422238	407019	407019	407019	407019	407019	422238	422238
Bush, insulating, inside L.T. terminal or bridge	¶161353	¶161353	¶161353	¶161353	¶161353	408927	408927	408927	408927	408927	¶161353	¶161353
Piece/pad, shaped, insulating, L.T. terminal	—	—	—	—	—	405319	405319	405319	405319	405319	—	—
Bush, contact breaker spring	419950	419950	419950	419950	419950	419950	419950	419950	419950	419950	419950	419950
Piece, insulating, contact breaker spring	—	—	—	—	—	—	—	—	—	—	—	—
Lead or connector, L.T.	422235	422235	422235	422235	422235	419021	419021	419021	419021	419021	422235	422235
Lead, earth	421088	421088	421088	421088	421088	419023	419023	419023	419023	419023	421088	421088
Cam	496076	424422	496076	496076	424421	496079	496079	496079	496079	496079	496076	496076
Springs, set, auto-advance	416103	416108	406136	406136	54412974	424950	416145/S	425183	421616	421616	424629	424629
Toggle	418707	—	418707	418707	—	—	‡422557	—	418707	418707	419149	419149
Weight	418321	422353	418321	418321	422353	410033/S	410033/S	410033/S	418321	418321	418321	418321
Plate, shaft and action	423077	54410290	419953	419953	54410290	419741	419741	419741	419913	419913	421065	421065
Lubricator	—	—	—	—	—	‡418723	‡418723	‡418723	419525/S	419525/S	—	—
Bearing, bushing, top	—	—	—	—	—	189272	189272	189272	—	—	—	—
Bushing, bottom	421998	421998	419430	421998	421998	419673	419673	419673	—	—	419430	421998
Clip, cap retaining	421824	421824	421824	421824	421824	421824	421824	421824	421824	421824	425765	421824
§Sundry parts, set	419644	419644	419644	419644	419644	419645	419645	419645	419645	419645	419644	419644

DISTRIBUTORS

40570 — 40583

Note. For replacement distributor spare parts, see appropriate column under part number † When ordering, quote part number shown in brackets ‡ Damper § Recommended spares for stock ¶ Oil seal
 ¶ Washer, insulating, contact spring

DETAILED SPARE PARTS

F46

40583 — 40598

DISTRIBUTORS

Part No.	40583F and J	†40586A/D	40587A	40587B/D and F	40587E and H	40588A	40588B/D	40588E	†40592A	40593A/E	40593F	40598A/D
Model	DM2P4	D2A4	DM2P4	DM2P4	DM2P4	DM2P4	DM2P4	DM2P4	DX6A	DM2P4	DM2P4	DM2P4
Type	BN264	RT6	DA50	DA50	DA50	V184	V184	V184	WG14	V185	V185	V187
Rotation	Clock	Anti-clock	Clock	Clock	Clock	Clock	Clock	Clock	Anti-clock	Clock	Clock	Clock
Earth Return or Insulated Return	E.R.	E.R.	E.R.	E.R.	E.R.	E.R.	E.R.	E.R.	E.R.	E.R.	E.R.	E.R.
E.C.M. Curve No.	661	384	665	665	665	666	666	666	669	670	670	676
Range	12°-14°	7°-9°	13°-15°	13°-15°	13°-15°	14°-16°	14°-16°	14°-16°	20°-23°	11½°-13°	11½°-13°	16°-18°
Replaced by (see footnote)	—	(40678)	—	—	—	—	—	—	(40629)	—	—	—
§Plate/lever, clamping, timing or micrometer	421191	422311	421191	421191	421191	421191	421191	421191	410612	—	—	—
Screw, or nut and screw assembly	412202	401119	412202	412202	412202	415087	415087	415087	401119	—	—	—
Spring, ratchet, micrometer	421825	—	421825	421825	421825	421825	421825	421825	—	421825	421825	421825
Spring, return, micrometer	419086	—	419086	419086	419086	419086	419086	419086	—	419086	419086	419086
§Unit, vacuum control	425682	—	421947	54411241	54411241	425417	425417	425417	—	54411232	54411232	421957
§Housing, micrometer	—	—	—	—	—	—	—	—	—	—	—	—
Terminal details, housing	—	—	—	—	—	—	—	—	—	—	—	—
§Nut, adjusting, micrometer	419087	—	419087	419087	419087	419087	419087	419087	—	419087	419087	419087
§Details set, micrometer	—	—	—	—	—	—	—	—	—	—	—	—
§Bracket, vacuum control unit	—	—	—	—	—	—	—	—	—	—	—	—
§Lever, actuating	—	—	—	—	—	—	—	—	—	—	—	—
§Washer/sleeve, thrust, shaft	—	—	—	—	—	—	—	—	—	—	—	—
§Dog or gear, driving	—	—	420620	420620	420620	420620	420620	420620	410601	420620	420620	420620
§Distributor, service	—	40586/S	—	—	—	—	—	—	—	—	—	—
Cap, distributor	418865	418888	422905	422905	422905	418865	418865	418865	407043	418871	418871	418871
Nut, cable securing	410600	410600	—	—	—	410600	410600	410600	410600	—	—	—
Brush and spring	418856	418856	418856	418856	418856	418856	418856	418856	404435	418856	418856	418856
Rotor arm	400051	400052	400051	400051	400051	400051	400051	400051	407106	400051	400051	400051
Contact breaker, complete	—	54411507	—	—	—	—	—	—	—	—	—	—
Contact set	423153	407050	423153	423153	423153	423153	423153	423153	407050	423153	423153	423153
Condenser	423871	54413006	423871	423871	423871	423871	423871	423871	424535	423871	423871	423871
Base plate, contact breaker (with condenser on DKY)	422318	418886	422318	422318	422318	422318	422318	422318	410520	422318	422318	422318
Plate, bearing, contact breaker	421078	—	421078	421078	421078	421078	421078	421078	—	421078	421078	421078
Spring, star, base fixing	—	—	—	—	—	—	—	—	—	—	—	—
Circlip, base fixing	—	—	—	—	—	—	—	—	—	—	—	—
§ Pin, terminal and details, L.T.	422238	405314	422238	422238	422238	422238	422238	422238	407019	422238	422238	422238
Bush, insulating, inside L.T. terminal or bridge	¶161353	409565	¶161353	¶161353	¶161353	¶161353	¶161353	¶161353	407006	¶161353	¶161353	¶161353
Piece/pad, shaped, insulating, L.T. terminal	—	405319	—	—	—	—	—	—	407018	—	—	—
Bush, contact breaker spring	419950	—	419950	419950	419950	419950	419950	419950	—	419950	419950	419950
Piece, insulating, contact breaker spring	—	—	—	—	—	—	—	—	—	—	—	—
Lead or connector, L.T.	422235	—	422235	422235	422235	422235	422235	422235	—	422235	422235	422235
Lead, earth	421088	—	421088	421088	421088	421088	421088	421088	—	421088	421088	421088
Cam	491068	420945	496076	496076	424423	496076	496076	423406	54411781	496076	424422	496076
Springs, set, auto-advance	54412887	407248/S	425416	425416	54411530	425419	425419	54412950	416904	54411429	54412948	425803
Toggle	—	418707	418707	418707	—	418707	418707	—	407131	418707	—	418707
Weight	422353	418915	418321	418321	422353	418321	418321	422353	424346	418321	422353	418321
Plate, shaft and action	54410290	54411525	420274	420274	54410290	421065	421065	54410290	408404	423077	54410290	419669
Lubricator	—	—	—	—	—	—	—	—	—	—	—	—
Bearing, bushing, top	—	—	—	—	—	—	—	—	189272	—	—	—
Bushing, bottom	421998	419430	419430	421998	421998	419430	421998	421998	410590	419430	419430	419430
Clip, cap retaining	421824	425218	425765	421824	421824	425765	421824	421824	420261	425765	425765	425765
§Sundry parts, set	419644	420491	419644	419644	419644	419644	419644	419644	400843	419644	419644	419644

Note. For replacement distributor spare parts, see appropriate column under part number † When ordering, quote part number shown in brackets § Recommended spares for stock
 ¶ Washer, insulating, contact spring

DETAILED SPARE PARTS

Part No.	40598E	40600A	40600B/D and F	40600E and H	40601A/D	40602A	40606A/D	40606E	40607A/B	40608A	40609A	40609B/E
Model	DM2P4	DM2P4	DM2P4	DM2P4	DM6	DMX6A	DM2P4	DM2P4	DM2P4	DMBX6A	DM2P4	DM2P4
Type	V187	BN268	BN268	BN268	T116-1	C62-1	V187-1	V187-1	C61-1	C54-1	G126	G126
Rotation	Clock	Clock	Clock	Clock	Clock	Clock	Clock	Clock	Clock	Clock	Clock	Clock
Earth Return or Insulated Return	E.R.	E.R.	E.R.	E.R.	E.R.	E.R.	E.R.	E.R.	E.R.	E.R.	E.R.	E.R.
E.C.M. Curve No.	676	616	616	616	388	645	676	676	634	540	677	705
Range	16°-18°	11½°-13°	11½°-13°	11½°-13°	11½°-13°	20°-23°	16°-18°	16°-18°	18°-20°	16°-18°	17°-19°	19°-21°
§Plate/lever, clamping, timing or micrometer	—	421191	421191	421191	421191	421191	54410620	54410620	421191	421191	420151	420151
Screw, or nut and screw assembly	—	412202	412202	412202	415087	415087	415087	415087	415087	415087	415087	415087
Spring, ratchet, micrometer	421825	421825	421825	421825	421825	421825	421825	421825	421825	421825	421825	421825
Spring, return, micrometer	419086	419086	419086	419086	419086	419086	419086	419086	419086	419086	419086	419086
§Unit, vacuum control	421957	54411233	54411233	54411233	54412438	421015	54411230	54411230	54410952	421015	54411598	54411598
§Housing, micrometer	—	—	—	—	—	—	—	—	—	—	—	—
Terminal details, housing	—	—	—	—	—	—	—	—	—	—	—	—
§Nut, adjusting, micrometer	419087	419087	419087	419087	419087	419087	419087	419087	419087	419087	419087	419087
§Details set, micrometer	—	—	—	—	—	—	—	—	—	—	—	—
§Bracket, vacuum control unit	—	—	—	—	—	—	—	—	—	—	—	—
§Lever, actuating	—	—	—	—	—	—	—	—	—	—	—	—
§Washer/sleeve, thrust, shaft	—	—	—	—	—	—	—	—	—	—	—	—
§Dog or gear, driving	420620	420620	420620	420620	420620	—	420620	420620	—	—	420620	420620
§Distributor, service	—	—	—	—	—	—	—	—	—	—	—	—
Cap, distributor	418871	422905	422905	422905	418857	418861	418871	418871	418871	418861	418865	418865
Nut, cable securing	—	—	—	—	410600	—	—	—	—	—	410600	410600
Brush and spring	418856	418856	418856	418856	418856	418856	418856	418856	418856	418856	418856	418856
Rotor arm	400051	400051	400051	400051	418726	418726	400051	400051	400051	418726	400051	400051
Contact breaker, complete	—	—	—	—	—	—	—	—	—	—	—	—
Contact set	423153	423153	423153	423153	420197	420197	423153	423153	423153	420197	423153	423153
Condenser	423871	423871	423871	423871	423871	423871	423871	423871	423871	423871	423871	423871
Base plate, contact breaker (with condenser on DKY)	422318	422318	422318	422318	419980	419980	422318	422318	422318	419980	422318	422318
Plate, bearing, contact breaker	421078	421078	421078	421078	420375	420375	421078	421078	421078	420375	421078	421078
Spring, star, base fixing	—	—	—	—	496058	496058	—	—	—	496058	—	—
Circlip, base fixing	—	—	—	—	496059	496059	—	—	—	496059	—	—
§ Pin, terminal and details, L.T.	422238	422238	422238	422238	407019	407019	422238	422238	422238	407019	422238	422238
Bush, insulating, inside L.T. terminal or bridge	¶161353	¶161353	¶161353	¶161353	408927	408927	¶161353	¶161353	¶161353	408927	¶161353	¶161353
Piece/pad, shaped, insulating, L.T. terminal	—	—	—	—	405319	405319	—	—	—	405319	—	—
Bush, contact breaker spring	419950	419950	419950	419950	419950	419950	419950	419950	419950	419950	419950	419950
Bush, insulating, condenser connector	—	—	—	—	—	—	—	—	—	—	—	—
Lead or connector, L.T.	422235	422235	422235	422235	419021	419021	422235	422235	422235	419021	422235	422235
Lead, earth	421088	421088	421088	421088	419023	419023	421088	421088	421088	419023	421088	421088
Cam	423406	496076	496076	424422	496074	420683	496076	423406	491071	420683	496078	496078
Springs, set, auto-advance	54412982	416103	416103	416108	424631/S	425861	425803	54412982	54410063	421018	54410187	54410187
Toggle	418707	418707	418707	—	418707	418707	418707	—	—	418707	—	—
Weight	422353	418321	418321	422353	418321	415729	418321	422353	422353/S	415729	410033/S	410033/S
Plate, shaft and action	54410290	423077	423077	54410290	421321	421022	419669	54412090	54410290	422006	419689	419689
Lubricator	—	—	—	—	54410441	419525/S	—	—	—	—	—	—
Bearing, bushing, top	—	—	—	—	—	—	—	—	—	189272	—	—
Bushing, bottom	419430	419430	421998	421998	—	—	421998	421998	421998	419673	419430	421998
Clip, cap retaining	425765	425765	421824	421824	421824	421824	421824	421824	421824	421824	425765	421824
§Sundry parts, set	419644	419644	419644	419644	419645	419645	419644	419644	419644	419645	419644	419644

DISTRIBUTORS

40598 — 40609

Note. For replacement distributor spare parts, see appropriate column under part number † When ordering, quote part number shown in brackets § Recommended spares for stock
 ¶ Washer, insulating, contact spring

DETAILED SPARE PARTS

F48

40609 — 40622

Part No.	40609F	40610A	40611B	†40613A/D	†40614A/B	40616A/B	40617A/D	40620A	40620B	40620D	40622A/D	40622E
Model	DM2P4	18D2	DM2P4	DMBZ6A	DM6	DMBZ6A	DMBZ6A	DM2P4	DM2P4	DM2P4	DM2P4	DM2P4
Type	G126	AQ	V190	—	BS84	GC82	GC81	V193	V193	V193	V193-1	V193-1
Rotation	Clock	Clock	Clock	Clock	Clock	Clock	Clock	Clock	Clock	Clock	Clock	Clock
Earth Return or Insulated Return	E.R.	E.R.	E.R.	E.R.	E.R.	E.R.	E.R.	E.R.	E.R.	E.R.	E.R.	E.R.
E.C.M. Curve No.	705	667	681	655	680	684	683	682	682	682	682	682
Range	19°-21°	11°-13°	16°-18°	7°-9°	14°-16°	8°-10°	10°-12°	20°-23°	20°-23°	20°-23°	20°-23°	20°-23°
Replaced by (see footnote)	—	—	—	(40721)	(40725)	—	—	—	—	—	—	—
§Plate/lever, clamping, timing or micrometer	420151	420151	—	421191	420617	423605	423605	—	—	—	54410620	54410620
Screw, or nut and screw assembly	415087	415087	—	412202	401119	415087	415087	—	—	—	415087	415087
Spring, ratchet, micrometer	421825	—	421825	421825	421825	421825	421825	421825	421825	421825	421825	421825
Spring, return, micrometer	419086	—	419086	419086	419086	419086	419086	419086	419086	419086	419086	419086
§Unit, vacuum control	54411598	—	54410450	54413040	423040	423461	54412348	54411101	54411101	54411101	54411101	54411101
§Housing, micrometer	—	—	—	—	—	—	—	—	—	—	—	—
Terminal details, housing	—	—	—	—	—	—	—	—	—	—	—	—
§Nut, adjusting, micrometer	419087	—	419087	419087	419087	419087	419087	419087	419087	419087	419087	419087
§Details set, micrometer	—	—	—	—	—	—	—	—	—	—	—	—
§Bracket, vacuum control unit	—	—	—	—	—	—	—	—	—	—	—	—
§Lever, actuating	—	—	—	—	—	—	—	—	—	—	—	—
§Washer/sleeve, thrust, shaft	—	—	—	—	—	—	—	—	—	—	—	—
§Dog or gear, driving	420620	—	410601	410601	410601	410601	410601	420620	420620	420620	420620	420620
§Distributor, service	—	—	—	—	—	—	—	—	—	—	—	—
Cap, distributor	418865	425049	418871	418857	418857	418857	418871	418871	418871	418871	418871	418871
Nut, cable securing	410600	—	—	410600	410600	410600	—	—	—	—	—	—
Brush and spring	418856	404435	418856	418856	418856	418856	418856	418856	418856	418856	418856	418856
Grommet, rubber	—	421554	—	—	—	—	—	—	—	—	—	—
Clip, cable contact	—	421863	—	—	—	—	—	—	—	—	—	—
Rotor arm	400051	423486	400051	418726	418726	418726	418726	400051	400051	400051	400051	400051
Contact breaker, complete	—	—	—	—	—	—	—	—	—	—	—	—
Contact set	423153	425219	423153	420197	420197	420197	420197	423153	423153	423153	423153	423153
Condenser	423871	54410823	423871	423871	423871	423871	423871	423871	423871	423871	423871	423871
Cover, rubber	—	421569	—	—	—	—	—	—	—	—	—	—
§ Base plate, contact breaker (with condenser on DKY)	422318	423113	422318	419980	419980	419980	419980	422318	422318	422318	422318	422318
Plate, bearing, contact breaker	421078	—	421078	420375	420375	420375	420375	421078	421078	421078	421078	421078
Spring, star, base fixing	—	—	—	496058	496058	496058	496058	—	—	—	—	—
Circlip, base fixing	—	—	—	496059	496059	496059	496059	—	—	—	—	—
§ Pin, terminal and details, L.T.	422238	123154	422238	407019	407019	407019	407019	422238	422238	422238	422238	422238
Bush, insulating, inside L.T. terminal or bridge	¶161353	423110	¶161353	408927	408927	408927	408927	¶161353	¶161353	¶161353	¶161353	¶161353
Piece/pad, shaped, insulating, L.T. terminal	—	—	—	405319	405319	405319	405319	—	—	—	—	—
Bush, contact breaker spring	419950	—	419950	419950	419950	419950	419950	419950	419950	419950	419950	419950
Bush, insulating, condenser connector	—	423109	—	†199279	—	—	—	—	—	—	—	—
Lead or connector, L.T.	422235	423108	422235	419021	419021	419021	419021	422235	422235	422235	422235	422235
Lead, earth	421088	—	421088	419023	419023	419023	419023	421088	421088	421088	421088	421088
Cam	491072	425598	496076	496079	496074	496079	496079	496076	496076	491072	496076	54412531
Springs, set, auto-advance	54411631	54412732	54410451	416145/S	54410271	410049/S	54410416	54410380	54410380	54411553	54410380	54411553
Toggle	—	—	—	418707	418707	—	—	418707	418707	—	418707	—
Weight	422353	421056/S	418321	410033/S	418321	410033/S	410033/S	418321	418321	422353	418321	422353
Plate, shaft and action	54410290	425596	419669	419741	419913	419741	419741	419668	420911	54410290	419668	54410290
Lubricator	—	—	—	§418723	54410441	§418723	§418723	—	—	—	—	—
Bearing, bushing, top	—	—	—	189272	—	189272	189272	—	—	—	—	—
Bushing, bottom	421998	423121	419430	419673	—	419673	419673	419430	419430	419430	421998	421998
Clip, cap retaining	421824	424158	425765	421824	421824	421824	421824	425765	425765	425765	421824	421824
§Sundry parts, set	419644	425243	419644	419645	419645	419645	419645	419644	419644	419644	419644	419644

DISTRIBUTORS

Note. For replacement distributor spare parts, see appropriate column under part number
 § Recommended spares for stock ¶ Damper ¶ Washer, insulating, contact spring
 † When ordering, quote part number shown in brackets ‡ Blade, Lucar, low tension terminal
 § Oil seal

For illustrations, see pages F2-F7

continued

DETAILED SPARE PARTS

Part No.	40624A/D and F	40624E and H	40629A	40633A/E	40634A/D	40635A/D	40637A	40637B	40637D	40638A/B	40638D	40640A/D
Model	DM2P4	DM2P4	DX6A	DM6	DM6	DM6	DM2P4	DM2P4	DM2P4	DM2P4	DM2P4	DMBZ6A
Type	BN	BN	WG14	CW94	CW	BN273	V195	V195	V195	V190-1	V190-1	—
Rotation	Clock	Clock	Anti-clock	Clock	Clock	Clock	Clock	Clock	Clock	Clock	Clock	Clock
Earth Return or Insulated Return	E.R.	E.R.	E.R.	E.R.	E.R.	E.R.	E.R.	E.R.	E.R.	E.R.	E.R.	E.R.
E.C.M. Curve No.	587	587	687	639	637	583	676	676	—	681	681	688
Range	18°-20°	18°-20°	16°-18°	11½°-13°	14°-16°	11½°-13°	16°-18°	16°-18°	16°-18°	16°-18°	16°-18°	17°-19°
§Plate/lever, clamping, timing or micrometer	421191	421191	410612	421191	421191	421191	54410620	54410620	54410620	54410620	54410620	423605
Screw, or nut and screw assembly	412202	412202	401119	415087	415087	412202	415087	415087	415087	415087	415087	415087
Spring, ratchet, micrometer	421825	421825	—	421825	421825	421825	421825	421825	421825	421825	421825	421825
Spring, return, micrometer	419086	419086	—	419086	419086	419086	419086	419086	419086	419086	419086	419086
§Unit, vacuum control	54411241	54411241	—	54411917	424017	421189	421957	54411230	54411230	54411589	54411589	54412438
§Housing, micrometer	—	—	—	—	—	—	—	—	—	—	—	—
Terminal details, housing	—	—	—	—	—	—	—	—	—	—	—	—
§Nut, adjusting, micrometer	419087	419087	—	419087	419087	419087	419087	419087	419087	419087	419087	419087
§Details set, micrometer	—	—	—	—	—	—	—	—	—	—	—	—
§Bracket, vacuum control unit	—	—	—	—	—	—	—	—	—	—	—	—
§Lever, actuating	—	—	—	—	—	—	—	—	—	—	—	—
§Washer/sleeve, thrust, shaft	—	—	—	—	—	—	—	—	—	—	—	—
§Dog or gear, driving	420620	420620	410601	493010	493010	—	420620	420620	420620	420620	420620	410601
§Distributor, service	—	—	—	—	—	—	—	—	—	—	—	—
Cap, distributor	422905	422905	407043	418857	418857	418857	418871	418871	418871	418871	418871	418857
Nut, cable securing	—	—	410600	410600	410600	410600	—	—	—	—	—	410600
Brush and spring	418856	418856	404435	418856	418856	418856	418856	418856	418856	418856	418856	418856
Rotor arm	400051	400051	407106	418726	418726	418726	400051	400051	400051	400051	400051	418726
Contact breaker, complete	—	—	—	—	—	—	—	—	—	—	—	—
Contact set	423153	423153	407050	420197	420197	420197	423153	423153	423153	423153	423153	420197
Condenser	423871	423871	407044	423871	423871	423871	423871	423871	423871	423871	423871	423871
Base plate, contact breaker (with condenser on DKY)	422318	422318	410520	419980	419980	419980	422318	422318	422318	422318	422318	419980
Plate, bearing, contact breaker	421078	421078	—	420375	420375	420375	421078	421078	421078	421078	421078	420375
Spring, star, base fixing	—	—	—	496058	496058	496058	—	—	—	—	—	496058
Circlip, base fixing	—	—	—	496059	496059	496059	—	—	—	—	—	496059
§ Pin, terminal and details, L.T.	422238	422238	407019	407019	407019	407019	422238	422238	422238	422238	422238	407019
Connector, Lucar	199279	199279	—	199279	199279	—	199279	199279	199279	199279	199279	—
Bush, insulating, inside L.T. terminal or bridge	¶161353	¶161353	407006	408927	408927	408927	¶161353	¶161353	¶161353	¶161353	¶161353	408927
Piece/pad, shaped, insulating, L.T. terminal	—	—	407018	405319	405319	405319	—	—	—	—	—	405319
Bush, contact breaker spring	419950	419950	—	419950	419950	419950	419950	419950	419950	419950	419950	419950
Piece, insulating, contact breaker spring	—	—	—	‡161353	—	—	—	—	—	—	—	—
Lead or connector, L.T.	422235	422235	420238	419021	419021	419021	422235	422235	422235	422235	422235	419021
Lead, earth	421088	421088	—	419023	419023	419023	421088	421088	421088	421088	421088	419023
Cam	496076	424424	54411781	496074	496074	496074	496076	496076	491071	496076	423406	496076
Springs, set, auto-advance	422243	54411901	54410603	424135	424012	421851	425803	425803	54412982	54410451	54411552	425183
Toggle	418707	—	407131	419149	418707	418707	418707	418707	—	418707	—	—
Weight	418321	422353	415730	418321	418321	418321	418321	418321	422353	418321	422353	410033/S
Plate, shaft and action	420007	54410290	408475	421321	419913	421321	419669	419669	54410290	419669	54410290	419741
Lubricator	—	—	—	419525/S	419525/S	419525/S	—	—	—	—	—	¶418723
Bearing, bushing, top	—	—	189272	—	—	—	—	—	—	—	—	189272
Bushing, bottom	421998	421998	410590	—	—	—	421998	421998	421998	421998	421998	419673
Clip, cap retaining	421824	421824	420261	421824	421824	421824	421824	421824	421824	421824	421824	421824
§Sundry parts, set	419644	419644	400843	419645	419645	419645	419644	419644	419644	419644	419644	419645

DISTRIBUTORS

‡ Washer, insulating, terminal § Recommended spares for stock ¶ Oil seal ¶ Washer, insulating, contact spring

DETAILED SPARE PARTS

F50

40641 — 40656

DISTRIBUTORS

Part No.	40641A	40643A/D and F	40643E and H	40644A/B and E	40644D and F	40648A/D and F	40648E and H	40649A/B	40650A/D	40652A	40652B/F	40656A/B and E
Model	DM6	DM2P4	DM2P4	DM2P4	DM2P4	DM2P4	DM2P4	DM2P4	DMBZ6A	DM2P4	DM2P4	DMP24
Type	BU45	PE2	PE2	PE4	PE4	BN276	BN276	BZ8	C65	CW89	CW89	PE5
Rotation	Anti-clock	Clock	Clock	Clock	Clock	Clock	Clock	Anti-clock	Clock	Clock	Clock	Clock
Earth Return or Insulated Return	E.R.	E.R.	E.R.	E.R.	E.R.	E.R.	E.R.	E.R.	E.R.	E.R.	E.R.	E.R.
E.C.M. Curve No.	555	616	616	665	665	694	694	504	711	691	715	697
Range	11½°-13°	11½°-13°	11½°-13°	13°-15°	13°-15°	16°-18°	16°-18°	18°-20°	13°-15°	14°-16°	12°-14°	13°-15°
§Plate/lever, clamping, timing or micrometer	421191	421191	421191	421191	421191	421191	421191	420151	420151	54410930	54410930	421191
Screw, or nut and screw assembly	415087	412202	412202	412202	412202	412202	412202	415087	415087	415087	415087	412202
Spring, ratchet, micrometer	421825	421825	421825	421825	421825	421825	421825	—	421825	421825	421825	421825
Spring, return, micrometer	419086	419086	419086	419086	419086	419086	419086	—	419086	419086	419086	419086
§Unit, vacuum control	424277	54411233	54411233	54411241	54411241	54411478	54411478	54410912	424017	54411100	54411100	425700
§Housing, micrometer	—	—	—	—	—	—	—	—	—	—	—	—
Terminal details, housing	—	—	—	—	—	—	—	—	—	—	—	—
§Nut, adjusting, micrometer	419087	419087	419087	419087	419087	419087	419087	—	419087	419087	419087	419087
§Details set, micrometer	—	—	—	—	—	—	—	—	—	—	—	—
§Bracket, vacuum control unit	—	—	—	—	—	—	—	—	—	—	—	—
§Lever, actuating	—	—	—	—	—	—	—	—	—	—	—	—
§Washer/sleeve, thrust, shaft	—	—	—	—	—	—	—	—	—	—	—	—
§Dog or gear, driving	410601	420620	420620	420620	420620	420620	420620	420620	—	54410365	54410365	420620
§Distributor (less Lucar connector)	—	40600F	40600H	40587F	—	—	—	—	—	—	—	—
Cap, distributor	418857	422905	422905	422905	422905	422905	422905	418865	418861	422905	422905	422905
Nut, cable securing	410600	—	—	—	—	—	—	410600	—	—	—	—
Brush and spring	418856	418856	418856	418856	418856	418856	418856	418856	418856	418856	418856	418856
Rotor arm	418731	400051	400051	400051	400051	400051	400051	400052	418726	400051	400051	400051
Contact breaker, complete	—	—	—	—	—	—	—	—	—	—	—	—
Contact set	420197	423153	423153	423153	423153	423153	423153	420196	420197	423153	423153	423153
Condenser	423871	423871	423871	423871	423871	423871	423871	422849	423871	423871	423871	423871
Base plate, contact breaker (with condenser on DKY)	419980	422318	422318	422318	422318	422318	422318	424858	419980	422318	422318	422318
Plate, bearing, contact breaker	420375	421078	421078	421078	421078	421078	421078	420178	420375	421078	421078	421078
Spring, star, base fixing	496058	—	—	—	—	—	—	—	496058	—	—	—
Circlip, base fixing	496059	—	—	—	—	—	—	—	496059	—	—	—
§ Pin, terminal and details, L.T.	407019	422238	422238	422238	54410855	422238	422238	423369	407019	422238	422238	422238
Connector, Lucar	—	‡199279	‡199279	‡199279	199279	199279	199279	—	—	199279	199279	—
Bush, insulating, inside L.T. terminal or bridge	408927	¶161353	¶161353	¶161353	¶161353	¶161353	¶161353	¶161353	408927	¶161353	¶161353	¶161353
Piece/pad, shaped, insulating, L.T. terminal	405319	—	—	—	—	—	—	—	405319	—	—	—
Bush, contact breaker spring	419950	419950	419950	419950	419950	419950	419950	419950	419950	419950	419950	419950
Piece, insulating, contact breaker spring	—	—	—	—	—	—	—	—	—	—	—	—
Lead or connector, L.T.	419021	422235	422235	422235	422235	422235	422235	¶54410460	419021	422235	422235	422235
Lead, earth	419023	421088	421088	421088	421088	421088	421088	418664	419023	421088	421088	421088
Cam	496074	496076	424422	496076	424423	496076	491070	421854	496079	496076	491068	496076
Springs, set, auto-advance	424275	416103	416108	425416	54411530	54410984	54412934	54410386	54412110	407267	54411899	54411178
Toggle	418707	418707	—	418707	—	418707	—	—	—	418707	—	419149
Weight	418915	418321	422353	418321	422353	418321	422353	422353	410033/S	418321	422353	418321
Plate, shaft and action	424274	423077	54410290	420274	54410290	419669	54410290	54410294	419741	421065	54410290	420274
Lubricator	419525/S	—	—	—	—	—	—	§188639	§418723	—	—	—
Bearing, bushing, top	—	—	—	—	—	—	—	**425251	189272	—	—	—
Bushing, bottom	—	421998	421998	421998	421998	421998	421998	421998	419673	421998	421998	421998
Clip, cap retaining	421824	421824	421824	421824	421824	421824	421824	421824	421824	421824	421824	421824
§Sundry parts, set	419645	419644	419644	419644	419644	419644	419644	419644	419645	419644	419644	419644

‡ Supplied separately § Recommended spares for stock ¶ Plate, felt supporting ¶ Washer, insulating, contact spring § Oil seal ** Felt, cam lubricating

For illustrations, see pages F2-F7

continued

DETAILED SPARE PARTS

Part No.	40656D and F DM2P4	40657B/D DM6 C64-1	†40658A/B DM2P4 V200	†40658D DM2P4 V200	40660A/E DM6	40661A/D DM6 PE3	40662A/D DM6 A	40665A/B DMBZ6 GC	40667A DM2P4 T117	40667B/D DM2P4 T117	40671A DMBZ6A YW22	40673A/D DM6 BN282
Model	DM2P4	DM6	DM2P4	DM2P4	DM6	DM6	DM6	DMBZ6	DM2P4	DM2P4	DMBZ6A	DM6
Type	PE5	C64-1	V200	V200	—	PE3	A	GC	T117	T117	YW22	BN282
Rotation	Clock	Anti-clock	Clock	Clock	Clock	Clock	Clock	Clock	Anti-clock	Anti-clock	Clock	Clock
Earth Return or Insulated Return	E.R.	E.R.	E.R.	E.R.	E.R.	E.R.	E.R.	E.R.	Anti-clock	Anti-clock	E.R.	E.R.
E.C.M. Curve No.	697	624	682	682	698	659	659	700	695	695	696	606
Range	13°-15°	7°-9°	20°-23°	20°-23°	9°-11°	14°-16°	14°-16°	11°-13°	20°-23°	20°-23°	14°	20°-23°
Replaced by (see footnote)	—	—	(40622)	(40622)	—	—	—	—	—	—	—	—
§Plate/lever, clamping, timing or micrometer	421191	421191	54410620	54410620	421191	421191	421191	423605	421191	421191	421191	421191
Screw, or nut and screw assembly	412202	415087	415087	415087	415087	415087	415087	415087	415087	415087	415087	412202
Spring, ratchet, micrometer	421825	421825	421825	421825	421825	421825	421825	421825	421825	421825	421825	421825
Spring, return, micrometer	419086	419086	419086	419086	419086	419086	419086	419086	419086	419086	419086	419086
§Unit, vacuum control	425700	54412958	54411101	54411101	54412438	421189	421189	421189	54411692	54411692	419681	421189
§Housing, micrometer	—	—	—	—	—	—	—	—	—	—	—	—
Terminal details, housing	—	—	—	—	—	—	—	—	—	—	—	—
§Nut, adjusting, micrometer	419087	419087	419087	419087	419087	419087	419087	419087	419087	419087	419087	419087
§Details set, micrometer	—	—	—	—	—	—	—	—	—	—	—	—
§Bracket, vacuum control unit	—	—	—	—	—	—	—	—	—	—	—	—
§Lever, actuating	—	—	—	—	—	—	—	—	—	—	—	—
§Washer/sleeve, thrust, shaft	—	—	—	—	—	—	—	—	—	—	—	—
§Dog or gear, driving	420620	—	420620	420620	420620	420620	—	420620	420620	420620	420620	410601
§Distributor (less Lucar connector)	—	—	—	—	—	40580B	40581B	—	—	—	—	40472B
Cap, distributor	422905	418857	418871	418871	418857	418861	418861	418857	418871	418871	418861	418861
Nut, cable securing	—	410600	—	—	410600	—	—	410600	—	—	—	—
Brush and spring	418856	418856	418856	418856	418856	418856	418856	418856	418856	418856	418856	418856
Rotor arm	400051	418731	400051	400051	418726	418726	418726	418726	400052	400052	418726	418726
Contact breaker, complete	—	—	—	—	—	—	—	—	—	—	—	—
Contact set	423153	420197	423153	423153	420197	420197	420197	420197	423153	423153	420197	420197
Condenser	423871	423871	423871	423871	423871	423871	423871	423871	423871	423871	423871	423871
Base plate, contact breaker (with condenser on DKY)	422318	419980	422318	422318	419980	419980	419980	419980	422318	—	419980	419980
Plate, bearing, contact breaker	421078	420375	421078	421078	420375	420375	420375	420375	421078	421078	420375	420375
Spring, star, base fixing	—	496058	—	—	496058	496058	496058	496058	—	—	496058	496058
Circlip, base fixing	—	496059	—	—	496059	496059	496059	496059	—	—	496059	496059
§ Pin, terminal and details, L.T.	422238	407019	422238	422238	407019	407019	407019	407019	422238	422238	407019	407019
Connector, Lucar	—	—	199279	199279	—	‡199279	‡199279	—	—	—	—	‡199279
Bush, insulating, inside L.T. terminal or bridge	¶161353	408927	¶161353	¶161353	408927	408927	408927	408927	¶161353	¶161353	408927	408927
Piece/pad, shaped, insulating, L.T. terminal	—	405319	—	—	405319	405319	405319	405319	—	—	405319	405319
Bush, contact breaker spring	419950	419950	419950	419950	419950	419950	419950	419950	419950	419950	419950	419950
Piece, insulating, contact breaker spring	—	—	—	—	—	—	—	—	—	—	—	—
Lead or connector, L.T.	422235	419021	422235	422235	419021	419021	419021	419021	422235	422235	419021	419021
Lead, earth	421088	419023	421088	421088	419023	419023	419023	419023	421088	421088	419023	419023
Cam	424423	424797	496076	54412531	496074	496074	496074	496079	496077	54412627	496079	496074
Springs, set, auto-advance	54412231	54410393	54410380	54411553	424631	421616	421616	54411290	54411318	54412895	425317/S	406136
Toggle	—	—	418707	—	418707	418707	418707	—	418707	—	—	418707
Weight	422353	54410282	418321	422353	418321	418321	418321	410033/S	418915	422353	410033/S	418321
Plate, shaft and action	54410290	54410295	419668	54412090	421185	419913	419913	419741	421678	54410294	419741	420447
Lubricator	—	419525/S	—	—	419525	419525	419525	¶418723	—	—	¶418723	419525/S
Bearing, bushing, top	—	—	—	—	—	—	—	189272	—	—	189272	—
Bushing, bottom	421998	—	421998	421998	—	—	—	419673	421998	421998	419673	—
Clip cap retaining	421824	421824	421824	421824	421824	421824	421824	421824	421824	421824	421824	421824
§Sundry parts, set	419644	419645	419644	419644	419645	419645	419645	419645	419644	419644	419645	419645

DISTRIBUTORS

40656 - 40673

Note. For replacement distributor spare parts, see appropriate column under part number
 § Recommended spares for stock ¶ Oil seal ¶ Washer, insulating, contact spring
 † When ordering, quote part number shown in brackets ‡ Supplied separately

DETAILED SPARE PARTS

F52

40674 — 40685

Part No.	40674A/B	40675A/B	40676A/D	40677A	40678A/B	40681A	40681B	40682A	40682B	40683A	40683B	40685A/D
Model	DM2P4	DM2P4	20D8	D3AH4	D2A4	DM2P4	DM2P4	DM2P4	DM2P4	DM2P4	DM2P4	DM6
Type	A216	A225	BS	SA32	RT6-1	T121	T121	T122	T122	—	—	T101
Rotation	Clock	Clock	Clock	Clock	Anti-clock	Clock	Clock	Clock	Clock	Clock	Clock	Clock
Earth Return or Insulated Return	E.R.	E.R.	E.R.	E.R.	E.R.	E.R.	E.R.	E.R.	E.R.	E.R.	E.R.	E.R.
E.C.M. Curve No.	371	651	704	708	707	619	619	574	574	481	481	716
Range	16°-18°	14°-16°	10½°-12½°	13°-15°	9°-11°	18°-20°	18°-20°	13°-15°	13°-15°	9°-11°	9°-11°	7°-9°
§Plate/lever, clamping, timing or micrometer	421191	421191	421191	415158	422311	421191	421191	421191	421191	421191	421191	421191
Screw, or nut and screw assembly	412202	412202	415087	415087	401119	415087	415087	415087	415087	415087	415087	415087
Spring, ratchet, micrometer	421825	421825	—	—	—	421825	421825	421825	421825	421825	421825	421825
Spring, return, micrometer	419086	419086	—	—	—	419086	419086	419086	419086	419086	419086	419086
§Unit, vacuum control	54411301	54411100	54411675	—	—	54411333	54411333	421948	421948	54411463	54411463	54412438
§Housing, micrometer	—	—	—	—	—	—	—	—	—	—	—	—
Terminal details, housing	—	—	—	—	—	—	—	—	—	—	—	—
§Nut, adjusting, micrometer	419087	419087	54412562	—	—	419087	419087	419087	419087	419087	419087	419087
§Details set, micrometer	—	—	—	—	—	—	—	—	—	—	—	—
§Bracket, vacuum control unit	—	—	—	—	—	—	—	—	—	—	—	—
§Lever, actuating	—	—	—	—	—	—	—	—	—	—	—	—
§Washer/sleeve, thrust, shaft	—	—	—	—	—	—	—	—	—	—	—	—
§Dog or gear, driving	420620	420620	‡	422012	—	420620	420620	420620	420620	‡	‡	420620
§Distributor (less Lucar connector)	—	—	—	—	—	40530A/D	40530E	40492B	40492E	—	—	—
§ Cap, distributor	422905	422905	54411740	420760	418888	418871	418871	418871	418871	418871	418871	418857
§ Nut, cable securing	—	—	410600	—	410600	—	—	—	—	—	—	410600
§ Brush and spring	418856	418856	418856	404435	418856	418856	418856	418856	418856	418856	418856	418856
§ Rotor arm	400051	400051	425620	408355	400052	400051	400051	400051	400051	400051	400051	418726
§ Contact breaker, complete	—	—	54410355	—	54411507	—	—	—	—	—	—	—
§ Contact set	423153	423153	54411772	54411216	407050	423153	423153	423153	423153	423153	423153	420197
§ Condenser	423871	423871	54411935	407044	54413006	423871	423871	423871	423871	423871	423871	423871
§ Base plate, contact breaker (with condenser on DKY)	422318	422318	54410755	415272	418886	422318	422318	422318	422318	422318	422318	419980
§ Plate, bearing, contact breaker	421078	421078	—	§415293	—	421078	421078	421078	421078	421078	421078	420375
§ Spring, star, base fixing	—	—	425772	—	—	—	—	—	—	—	—	496058
§ Circlip, base fixing	—	—	496059	—	—	—	—	—	—	—	—	496059
§ Pin, terminal and details, L.T.	422238	422238	**425928	407019	405314	422238	422238	422238	422238	422238	422238	407019
§ Connector, Lucar	199279	199279	‡‡54410349	—	—	‡‡199279	‡‡199279	‡‡199279	‡‡199279	‡‡199279	‡‡199279	—
§ Bush, insulating, inside L.T. terminal or bridge	¶161353	¶161353	¶161353	415263	409565	¶161353	¶161353	¶161353	¶161353	¶161353	¶161353	408927
§ Piece/pad, shaped, insulating, L.T. terminal	—	—	54411877	405319	405319	—	—	—	—	—	—	405319
§ Bush, contact breaker spring	419950	419950	419950	§§415262	—	419950	419950	419950	419950	419950	419950	419950
§ Piece, insulating, contact breaker spring	—	—	¶¶418723	—	—	—	—	—	—	—	—	—
§ Lead or connector, L.T.	422235	422235	54410351	—	—	422235	422235	422235	422235	422235	422235	419021
§ Lead, earth	421088	421088	421088	—	—	421088	421088	421088	421088	421088	421088	419023
§ Cam	491070	491068	425915	421803	420945	496076	491070	496076	491070	496076	424421	496074
§ Springs, set, auto-advance	54412328	54411529	54411934	421457	416133	423391	54411543	424103	421902	416106	416108	416194
§ Toggle	—	—	400141	407131	418707	418707	—	418707	—	418707	—	418707
§ Weight	422353	422353	54410277	415729	418915	418321	422353	418321	422353	418321	422353	418321
§ Plate, shaft and action	54410290	54410290	425913	54411505	54411525	420007	54410290	419669	54410290	419953	54410290	419258
§ Lubricator	—	—	425605	—	—	—	—	—	—	—	—	419525/S
§ Bearing, bushing, top	—	—	189272	189272	—	—	—	—	—	—	—	—
§ Bushing, bottom	421998	421998	423571	410590	419430	421998	421998	421998	421998	421998	421998	—
§ Clip, cap retaining	421824	421824	425684	420262	54411165	421824	421824	421824	421824	421824	421824	421824
§ Sundry parts, set	419644	419644	54411933	400843	420491	419644	419644	419644	419644	419644	419644	419645

DISTRIBUTORS

‡ Supplied by Vehicle Manufacturer § Recommended spares for stock || Housing ¶ Washer, insulating, contact spring § Cover, dust excluding ** Lead, contact breaker connecting
 †† Lead, condenser to contact breaker †† Supplied separately §§ Bush, rubber, terminal insulating ¶¶ Oil seal

DETAILED SPARE PARTS

Part No.	40689A/B	40692A/B	40693A	40694A	40695A	40696A	40697A/B	40698A	40698B	40705A/B	†40706A/B	40707A/D
Model	D2A4	DM2P4	DMBZ6	DMBZ6	DMBZ6A	DMBZ6	DMBZ6A	DM2P4	DM2P4	DM2P4	D2A4	DM2P4
Type	T125	DA51	—	—	—	RX/GC53	—	V167-1	V167-1	BN281	CW67-1	PE8
Rotation	Clock	Clock	Clock	Clock	Clock	Clock	Anti-clock	Clock	Clock	Clock	Clock	Clock
Earth Return or Insulated Return	E.R.	E.R.	E.R.	E.R.	E.R.	E.R.	E.R.	E.R.	E.R.	E.R.	E.R.	E.R.
E.C.M. Curve No.	619	710	496	578	440	362	696	550	550	574	548	725
Range	18°-20°	12°-14°	—	13°-15°	13°-15°	13°-15°	14°	14°-16°	14°-16°	16°-18°	6°-8°	11°-13°
Replaced by (see footnote)	—	—	—	—	—	—	—	—	—	—	(40711)	—
§Plate/lever, clamping, timing or micrometer	421191	421191	423605	423605	423605	423605	421191	421191	421191	421191	421305	421191
Screw, or nut and screw assembly	415087	412202	415087	415087	415087	415087	415087	415087	415087	412202	415087	412202
Spring, ratchet, micrometer	—	421825	421825	421825	421825	421825	421825	421825	421825	421825	—	421825
Spring, return, micrometer	—	419086	419086	419086	419086	419086	419086	419086	419086	419086	—	419086
§Unit, vacuum control	—	54411241	420005	423461	54412133	419681	54412119	54411480	54411480	421945	—	54411090
§Housing, micrometer	—	—	—	—	—	—	—	—	—	—	—	—
Terminal details, housing	—	—	—	—	—	—	—	—	—	—	—	—
§Nut, adjusting, micrometer	—	419087	419087	419087	419087	419087	419087	419087	419087	419087	—	419087
§Details set, micrometer	—	—	—	—	—	—	—	—	—	—	—	—
§Bracket, vacuum control unit	—	—	—	—	—	—	—	—	—	—	—	—
§Lever, actuating	—	—	—	—	—	—	—	—	—	—	—	—
§Washer/sleeve, thrust, shaft	—	—	—	—	—	—	—	—	—	—	—	—
§Dog or gear, driving	410601	420620	420620	420620	420620	420620	420620	420620	420620	—	493010	420620
§Distributor (less Lucar connector)	40562A/B	—	—	—	—	—	—	—	—	—	40402	—
Cap, distributor	418888	422905	418857	418857	418857	418857	418861	418871	418871	418865	418888	422905
Nut, cable securing	410600	—	410600	410600	410600	410600	—	—	—	410600	410600	—
Brush and spring	418856	418856	418856	418856	418856	418856	418856	418856	418856	418856	418856	418856
Rotor arm	400051	400051	418726	418726	418726	418726	418726	400051	400051	400051	400051	400051
Contact breaker, complete	54411507	—	—	—	—	—	—	—	—	—	54411507	—
Contact set	407050	423153	420197	420197	420197	420197	420197	423153	423153	423153	407050	423153
Condenser	54413006	423871	423871	423871	423871	423871	423871	423871	423871	423871	54413006	423871
Base plate, contact breaker (with condenser on DKY)	418886	422318	419980	419980	419980	419980	419980	422318	422318	422318	418886	422318
Plate, bearing, contact breaker	—	421078	420375	420375	420375	420375	420375	421078	421078	421078	—	421078
Spring, star, base fixing	—	—	496058	496058	496058	496058	496058	—	—	—	—	—
Circlip, base fixing	—	—	496059	496059	496059	496059	496059	—	—	—	—	—
§ Pin, terminal and details, L.T.	405314	422238	407019	407019	407019	407019	407019	422238	54412750	422238	405314	422238
Connector, Lucar	‡199279	—	—	—	—	—	—	‡199279	—	199279	‡199279	199279
Bush, insulating, inside L.T. terminal or bridge	409565	¶161353	408927	408927	408927	408927	408927	¶161353	¶161353	¶161353	409565	¶161353
Piece/pad, shaped, insulating, L.T. terminal	405319	—	405319	405319	405319	405319	405319	—	—	—	405319	—
Bush, contact breaker spring	—	419950	419950	419950	419950	419950	419950	419950	419950	419950	—	419950
Piece, insulating, contact breaker spring	—	—	—	—	—	—	—	—	—	—	—	—
Lead or connector, L.T.	—	422235	419021	419021	419021	419021	419021	422235	—	422235	—	422235
Lead, earth	—	421088	419023	419023	419023	419023	419023	421088	421088	421088	—	421088
Cam	420944	424423	496079	496079	496079	496079	496079	496076	424423	419070	420944	424422
Springs, set, auto-advance	423391	54412530	54412143	54412142	416105	416145	425317/S	421277	54412549	421902	416097/S	54412714
Toggle	418707	—	—	—	—	—	—	418707	—	—	—	—
Weight	418321	422353	410033/S	410033/S	410033/S	410033/S	410033/S	418321	422353	422353	418321	422353
Plate, shaft and action	421442	54410290	419741	419741	419741	419741	419741	421065	54410290	54410290	421310	54410290
Lubricator	—	—	¶418723	¶418723	¶418723	¶418723	¶418723	—	—	—	—	—
Bearing, bushing, top	—	—	189272	189272	189272	189272	189272	—	—	—	—	—
Bushing, bottom	419430	421998	419673	419673	419673	419673	419673	421998	421998	421998	419430	421998
Clip, cap retaining	425218	421824	421824	421824	421824	421824	421824	421824	421824	421824	54411165	421824
§Sundry parts, set	420491	419644	419645	419645	419645	419645	419645	419644	419644	419644	420491	419644

DISTRIBUTORS

40689 - 40707

Note. For replacement distributor spare parts, see appropriate column under part number † When ordering, quote part number shown in brackets ‡ Supplied separately
 § Recommended spares for stock ¶ Oil seal ¶ Washer, insulating, contact spring

DETAILED SPARE PARTS

F54

40711 — 405515

DISTRIBUTORS

Part No.	40711A	40716A	40717A	40718A	40719A	40720A/B	40721A/D	40725A	†400206	†404425	†405507	†405515
Model	23D4	DM6	23D4	23D4	DMBZ6	DMBZ6	DMBZ6	DM6	DK4A	DK4A	DK4A	DK4A
Type	CW	BS84	—	—	C	—	—	PE13	BN24-0	CH5-1	BP55-0	AL8
Rotation	Clock	Clock	Anti-clock	Clock	Clock	Clock	Clock	Clock	Anti-clock	Anti-clock	Anti-clock	Anti-clock
Earth Return or Insulated Return	E.R.	E.R.	E.R.	E.R.	E.R.	—	E.R.	E.R.	E.R.	E.R.	E.R.	E.R.
E.C.M. Curve No.	548	680	721	710	723	596	739	680	77	359	173	187
Range	6°–8°	14°–16°	20½°–22½°	12°–14°	10°–12°	12½°–14½°	6°–8°	14°–16°	7°–8½°	20°–23°	14°–16°	12°–14°
Replaced by (see footnote)	—	—	—	—	—	—	—	—	(40224)	(40091)	(40062)	(40100)
§Plate/lever, clamping, timing or micrometer	421305	420617	—	421191	420151	421191	421191	420617	—	—	405588	401335
Screw, or nut and screw assembly	415087	401119	—	412202	415087	412202	412202	401119	—	—	401119	401119
Spring, ratchet, micrometer	—	421825	—	—	421925	421825	421825	421825	—	—	—	—
Spring, return, micrometer	—	419086	—	—	419086	419086	419086	419086	—	—	—	—
§Unit, vacuum control	—	423040	—	—	54412504	54413040	54413040	423040	—	—	—	402251
§Housing, micrometer	—	—	—	—	—	—	—	—	—	—	—	—
Terminal details, housing	—	—	—	—	—	—	—	—	—	—	—	—
§Nut, adjusting, micrometer	—	419087	—	—	419087	419087	419087	419087	—	—	—	—
§Details set, micrometer	—	—	—	—	—	—	—	—	—	—	—	406138
§Bracket, vacuum control unit	—	—	—	—	—	—	—	—	—	—	—	—
§Lever, actuating	—	—	—	—	—	—	—	—	—	—	—	—
§Washer/sleeve, thrust, shaft	—	—	—	—	—	—	—	—	—	—	—	—
§Dog or gear, driving	493010	410601	420620	420620	—	420620	420620	—	—	—	—	410601
§Distributor, service	—	‡40614	—	—	—	—	—	—	†400206/S (40224)	†404425/S (40091)	†405507/S (40062)	†405515/S (40100)
Cap, distributor	418865	418857	418865	422905	418861	418861	418861	418857	400135	400135	400135	400135
Nut, cable securing	410600	410600	410600	—	—	—	—	410600	410600	410600	410600	410600
Brush and spring	418856	418856	418856	418856	418856	418856	418856	418856	404435	404435	404435	404435
Rotor arm	400051	418726	400052	400051	418726	418726	418726	418726	400052	400052	400052	400052
Contact breaker, complete	—	—	—	—	—	—	—	—	400164	400164	400164	400164
Contact set	423153	420197	423153	54413568	420197	420197	420197	420197	400415	400415	400415	400415
Condenser	423871	423871	423871	423871	423871	423871	423871	423871	400308	400308	400308	400308
Base plate, contact breaker (with condenser on DKY)	54410498	419980	54410498	54410498	419980	419980	419980	419980	400001	400001	400001	400001
Plate, bearing, contact breaker	—	420375	—	—	420375	420375	420375	420375	—	—	—	—
Spring, star, base fixing	—	496058	—	—	496058	496058	496058	496058	—	—	—	—
Circlip, base fixing	—	496059	—	—	496059	496059	496059	496059	—	—	—	—
§ Pin, terminal and details, L.T.	422238	407019	422238	422238	407019	407019	407019	407019	123022	123022	123022	123022
Connector, Lucar	199279	199279	199279	199279	—	199279	199279	199279	—	—	—	—
Bush, insulating, inside L.T. terminal or bridge	—	408927	—	—	408927	408927	408927	408927	—	—	—	—
Piece/pad, shaped, insulating, L.T. terminal	—	405319	—	—	405319	405319	405319	405319	—	—	—	—
Bush, contact breaker spring	419950	419950	419950	419950	419950	419950	419950	419950	409894	409894	409894	409894
Piece, insulating, contact breaker spring	—	—	—	—	—	—	—	—	¶422557	—	—	—
Lead or connector, L.T.	422235	419021	422235	422235	419021	419021	419021	419021	400034	400034	400034	400034
Lead, earth	421088	419023	421088	421088	419023	419023	419023	419023	—	—	—	—
Cam	491065	496074	54412627	424423	496079	496079	496079	496079	496016	496016	496016	496016
Springs, set, auto-advance	54410390	54410271	54412507	54412530	425305	422425	416145/S	54410271	405396/S	405590	404453	404458
Toggle	—	418707	—	—	—	—	—	—	400141	400141	400141	400141
Weight	422353	418321	422353	422353	410033/S	410033/S	410033/S	418321	400150	400150	400150	400150
Plate, shaft and action	54410290	419913	54410294	54410290	419741	419741	419741	419913	400125	400131	400127	400127
Lubricator	—	54410441	—	—	§418723	§418723	§418723	54410441	400304	400304	400304	400304
Bearing, bushing, top	—	—	—	421998	189272	189272	189272	—	404374	404374	404374	404374
Bushing, bottom	421998	—	421998	—	419673	419673	419673	—	410590	410590	410590	410590
Clip, cap retaining	421824	421824	421824	421824	421824	421824	421824	421824	420261	420261	420261	420261
§Sundry parts, set	54412406	419645	54412406	54412406	419645	419645	419645	419645	400843	400843	400843	400843

Note. For replacement distributor spare parts, see appropriate column under part number † When ordering, quote part number shown in brackets ‡ Distributor less Lucar connector
 § Recommended spares for stock || Supplied separately ¶ Damper § Oil seal

For illustrations, see pages F2–F7

DETAILED SPARE PARTS

Part No.	†405516	†405543	†405569	†405570	†405601	†405616	†405651	†406269	†406319	†406335
Model	DK4A	DK4A	DK4A	DK4A	DK4A	DK4A	DKX4A	DKH4A	DKH4A	DKH4A
Type	FA14-1	BP62-0	A109	AE3-0	BN112-0	RT	BE2	A95	S50-1	A110
Rotation	Anti-clock	Anti-clock	Clock	Anti-clock	Anti-clock	Anti-clock	Clock	Clock	Anti-clock	Clock
Earth Return or Insulated Return	E.R.	E.R.	E.R.	E.R.	E.R.	E.R.	E.R.	E.R.	E.R.	E.R.
E.C.M. Curve No.	95	178	133	178	77	77	300	289	187	188
Range	16°-18°	18°-20°	11½°-13°	18°-20°	7°-8½°	7°-8½°	23°-27°	11½°-13°	12°-14°	9°-11°
Replaced by (see footnote)	(40069)	(40062)	(40076)	(40091)	(40224/S)	(40224)	(40174)	(40053)	(40196/S)	(40251)
§Plate/lever, clamping, timing or micrometer	400812	405588	404422	—	409596	405588	401327	404422	406298	404422
Screw, or nut and screw assembly	401119	401119	401119	401119	401119	401119	401092	401119	401119	401119
Spring, ratchet, micrometer	—	—	—	—	—	—	—	—	—	—
Spring, return, micrometer	—	—	—	—	—	—	—	—	—	—
§Unit, vacuum control	—	—	—	—	400853	—	—	—	400881	—
§Housing, micrometer	—	—	—	—	—	—	—	—	—	—
Terminal details, housing	—	—	—	—	—	—	—	—	—	—
§Nut, adjusting, micrometer	—	—	—	—	—	—	—	—	—	—
§Details set, micrometer	—	—	—	—	—	—	—	—	—	—
§Bracket, vacuum control unit	—	—	—	—	409625	—	—	—	406287	—
§Lever, actuating	—	—	—	—	—	—	—	—	—	—
§Washer/sleeve, thrust, shaft	—	—	—	—	—	—	—	—	—	—
§Dog or gear, driving	410601	410601	—	—	—	—	—	—	410601	410601
§Distributor, service	†405516/S	†405543/S	†405569/S	†405570/S	†405601/S	†405616/S	†405651/S	†406269/S	†406319/S	†406335/S
Cap, distributor	(40069)	(40062)	(40076)	(40091)	(40224/S)	(40224)	(40174)	(40053)	(40196/S)	(40251)
Nut, cable securing	400135	400135	400135	400135	400135	400135	400135	400316	400316	400316
Brush and spring	410600	410600	410600	410600	410600	410600	410600	—	—	—
Rotor arm	404435	404435	404435	404435	404435	404435	404435	404435	404435	404435
Contact breaker, complete	400052	400052	400051	400052	400052	400052	400051	400051	400052	400051
Contact set	400164	400164	400164	400164	400164	400164	400164	400164	400164	400164
Condenser	400415	400415	400415	400415	400415	400415	400415	400415	400415	400415
Base plate, contact breaker (with condenser on DKY)	400308	400308	400308	400308	400308	400308	400308	400308	400308	400308
Plate, bearing, contact breaker	400001	400001	400001	400001	400001	400001	400001	400001	400001	400001
Spring, star, base fixing	—	—	—	—	—	—	—	—	—	—
Circlip, base fixing	—	—	—	—	—	—	—	—	—	—
§ Pin, terminal and details, L.T.	123022	123022	123022	123022	123022	123022	123022	123022	123022	123022
Bush, insulating, inside L.T. terminal or bridge	—	—	—	—	—	—	—	—	—	—
Piece/pad, shaped, insulating, L.T. terminal	—	—	—	—	—	—	—	—	—	—
Bush, contact breaker spring	409894	409894	409894	409894	409894	409894	409894	409894	409894	409894
Piece, insulating, contact breaker spring	—	—	—	—	—	—	—	—	—	—
Lead or connector, L.T.	400034	400034	400034	400034	400034	400034	400034	400034	400034	400034
Lead, earth	—	—	—	—	—	—	—	—	—	—
Cam	496016	496016	420588	496016	496016	496016	408408	420588	496016	420588
Springs, set, auto-advance	406136/S	405590	407206/S	404437	405396/S	405396/S	407917	406350	404458	404461
Toggle	400141	400141	400141	400141	400141	400141	407131	400141	400141	400141
Weight	400150	400150	400149	400150	400150	400150	415729	400149	400150	400149
Plate, shaft and action	400130	400131	400116	400131	400125	400125	407916	400116	400127	400116
Lubricator	400304	400304	403306	400304	400304	400304	400304	400304	400304	400304
Bearing, bushing, top	404374	404374	404374	404374	404374	404374	404374	404374	404374	404374
Bushing, bottom	410590	410590	410590	410590	410590	410590	410590	410590	410590	410590
Clip, cap retaining	420261	420261	420261	420261	420261	420261	420261	420261	420261	420261
§Sundry parts, set	400843	400843	400843	400843	400843	400843	400843	400843	400843	400843

DISTRIBUTORS

405516 — 406335

Note. For replacement distributor spare parts, see appropriate column under part number † When ordering, quote part number shown in brackets § Recommended spares for stock

DETAILED SPARE PARTS

F56

406345 — 409641

DISTRIBUTORS

Part No.	†406345	406354	†407345	†407348	409607	†409615	†409624	†409629	†409639	†409641
Model	DKH4A	DKH4A	DY6A	DY6A	DKY2A	DKY4A	DKYH4A	DKY4A	DKYH4A	DKY4A
Type	V-AD	FA33	G47-0	G48-0	AJ22	A55-0	S67	G45	V87-0	BP75
Rotation	Clock	Clock	Clock	Clock	Anti-clock	Clock	Anti-clock	Clock	Clock	Anti-clock
Earth Return or Insulated Return	E.R.	I.R.	E.R.	E.R.	E.R.	E.R.	E.R.	E.R.	E.R.	E.R.
E.C.M. Curve No.	187	109	295	292	150	293	282	294	282	264
Range	11½°-13°	11½°-13°	16°-18°	24°-27°	16°-18°	14°-16°	11½°-13°	24°-27°	11½°-13°	16°-18°
Replaced by (see footnote)	(40027 and 401091)	—	(40282)	(40453)	—	(40197)	(40196/S)	(40194)	(40195)	(40192)
§Plate/lever, clamping, timing or micrometer	405588	404370	408352	408352	401290	405903	406298	408352	405588	405588
Screw, or nut and screw assembly	401119	401119	401119	401119	401092	401119	401119	401119	401119	401119
Spring, ratchet, micrometer	—	—	—	—	—	—	—	—	—	—
Spring, return, micrometer	—	—	—	—	—	—	—	—	—	—
§Unit, vacuum control	—	—	—	—	—	—	400881	—	—	—
§Housing, micrometer	—	—	—	—	—	—	—	—	—	—
Terminal details, housing	—	—	—	—	—	—	—	—	—	—
§Nut, adjusting, micrometer	—	—	403321	403321	—	403321	—	403321	—	—
§Details set, micrometer	—	—	408989	408989	—	—	—	—	—	—
§Bracket, vacuum control unit	—	—	—	—	—	—	406287	—	—	—
§Lever, actuating	—	—	—	—	—	—	—	—	—	—
§Washer/sleeve, thrust, shaft	—	—	—	—	—	—	—	—	—	—
§Dog or gear, driving	—	406132	410601	410601	406142	—	410601	410601	—	410601
§Distributor, service	†406345/S (40027 and 401091)	406354/S	†407345/S (40282)	†407348/S (40453)	409607/S	†409615/S (40197/S)	†409624/S (40196/S)	†409629/S (40194)	†409639/S (40195)	†409641/S (40192)
§ Cap, distributor	400316	400316	407043	407043	409603	418888	409635	418888	409635	418888
§ Nut, cable securing	—	—	410600	410600	410600	410600	—	410600	—	410600
§ Brush and spring	404435	404435	404435	404435	404435	404435	404435	404435	404435	404435
§ Rotor arm	400051	400051	415088	415088	400052	400051	400052	400051	400051	400052
§ Contact breaker, complete	400164	—	—	—	409614	409614	409614	409614	409614	409614
§ Contact set	400415	400415	407050	407050	407050	407050	407050	407050	407050	407050
§ Condenser	400308	400308	407044	407044	—	—	—	—	—	—
§ Base plate, contact breaker (with condenser on DKY)	400001	405488	410520	410520	409613	409613	409613	409613	409613	409613
§ Plate, bearing, contact breaker	—	—	—	—	—	—	—	—	—	—
§ Spring, star, base fixing	—	—	—	—	—	—	—	—	—	—
§ Circlip, base fixing	—	—	—	—	—	—	—	—	—	—
§ Pin, terminal and details, L.T.	123022	123022	407019	407019	405314	—	405314	405314	405314	405314
§ Bush, insulating, inside L.T. terminal or bridge	—	—	407006	407006	409565	409565	409565	409565	409565	409565
§ Piece/pad, shaped, insulating, L.T. terminal	—	—	407018	407018	405319	405319	405319	405319	405319	405319
§ Bush, contact breaker spring	409894	409894	—	—	—	—	—	—	—	—
§ Piece, insulating, contact breaker spring	—	—	—	—	—	—	—	—	—	—
§ Lead or connector, L.T.	400034	400034	407010	407010	409568	409568	409568	409568	409568	409568
§ Lead, earth	—	—	—	—	—	—	—	—	—	—
§ Cam	420588	420588	419947	419947	418996	420588	496016	420588	420588	496016
§ Springs, set, auto-advance	404458	404455	407206/S	407344	404455	405583	404458	409631/S	409636	407313
§ Toggle	400141	400141	400141	400141	400141	400141	400141	400141	400141	400141
§ Weight	400149	400149	400149	400149	400150	400149	400150	400149	400149	400150
§ Plate, shaft and action	400116	400284	407185	407189	409592	409579	409588	409583	409577	409592
§ Lubricator	400304	400304	—	—	—	—	—	—	—	—
§ Bearing, bushing, top	404374	404374	404374	404374	404374	404374	404374	404374	404374	404374
§ Bushing, bottom	410590	410590	410590	410590	410590	410590	410590	410590	410590	410590
§ Clip, cap retaining	420261	420261	420261	420261	420261	420261	420261	420261	420261	420261
§ Sundry parts, set	400843	400843	400843	400843	400843	400843	400843	400843	400843	400843

Note. For replacement distributor spare parts, see appropriate column under part number † When ordering, quote part number shown in brackets § Recommended spares for stock

For illustrations see pages F2-F7

continued

DETAILED SPARE PARTS

Part No.	†409642	†409929	409930	†410041	†410042	†410501	†410504	†410700	†411052
Model	DKY4A	DVX4A	DVXH4A	DKZ4A	DKZ4A	DZ6A	DZ6A	DVXH6A	DULFH8A
Type	AA61	BS36-1	DC62	P27	P31	P32-0	BN109	T39	CW23-3
Rotation	Clock	Clock	Anti-clock	Clock	Clock	Clock	Clock	Clock	Clock
Earth Return or Insulated Return	E.R.	E.R.	E.R.	E.R.	E.R.	E.R.	E.R.	E.R.	E.R.
E.C.M. Curve No.	303	344	292	225	256	260	320	266B	312
Range	11½°-13°	17½°-20°	24°-27°	8°-10°	12½°-14½°	8°-10°	14°-16°	9°-11°	8°-10°
Replaced by (see footnote)	(40193)	(40112 and 401091)	—	(40225)	(40164)	(40165)	(40133)	(40135)	(40223)
§Plate/lever, clamping, timing or micrometer	405903	—	405588	408370	408370	407238	407238	405588	411012
Screw, or nut and screw assembly	401119	401119	401119	401119	401119	401119	401119	401119	—
Spring, ratchet, micrometer	—	—	—	—	—	—	—	—	—
Spring, return, micrometer	—	—	—	—	—	—	—	—	—
§Unit, vacuum control	—	419072	419063	402313	402313	402345	400853	418958	—
§Housing, micrometer	—	408913	408914	—	—	—	—	408913	—
Terminal details, housing	—	408986	408986	—	—	—	—	408986	—
§Nut, adjusting, micrometer	403321	408948	408948	407241	407241	407241	403321	408948	—
§Details set, micrometer	—	408989	408989	—	—	—	—	408989	—
§Bracket, vacuum control unit	—	—	—	408374	408374	404912	406601	—	—
§Lever, actuating	—	—	—	—	—	—	—	—	—
§Washer/sleeve, thrust, shaft	—	—	—	—	—	—	—	—	—
§Dog or gear, driving	—	‡	410601	—	—	—	—	—	405282
§Distributor, service	†409642/S (40193)	—	—	†410041/S (40225)	†410042/S (40164)	†410501/S (40165)	†410504/S (40133)	—	—
Cap, distributor	418888	415298	420760	418888	418888	407043	407043	415708	411029
Nut, cable securing	410600	410600	—	410600	410600	410600	410600	—	—
Brush and spring	404435	404435	404435	404435	404435	404435	404435	404435	404435
Rotor arm	400051	408355	408357	400051	400051	415088	415088	415088	411031
Contact breaker, complete	409614	—	—	409614	409614	—	—	—	—
Contact set	407050	407050	407050	407050	407050	407050	407050	407050	403670
Condenser	—	407044	407044	—	—	407044	407044	407044	400308
Base plate, contact breaker (with condenser on DKY)	409613	408940	408940	409613	409613	410520	410520	408940	‡411087
Plate, contact breaker bearing	—	—	—	—	—	—	—	—	—
Spring, star, base fixing	—	410712	410712	—	—	—	—	410712	—
Circlip, base fixing	—	414728	414728	—	—	—	—	414728	—
§ Pin, terminal and details, L.T.	405314	408988	408988	405314	405314	—	—	408988	123120
Bush, insulating, inside L.T. terminal or bridge	409565	408945	408945	409565	409565	—	—	408945	—
Piece/pad, shaped, insulating L.T. terminal	405319	408944	408944	405319	405319	—	—	408944	—
Bush, contact breaker spring	—	—	—	—	—	—	—	—	—
Piece, insulating, contact breaker spring	—	—	—	—	—	—	—	—	—
Lead or connector, L.T.	409568	407010	407010	409568	409568	407010	407010	407010	‡405139/S
Lead, earth	—	414715	414715	—	—	—	—	414715	—
Cam	420588	409922	409921	418426	418426	410509	410509	408999	—
Springs, set, auto-advance	407248/S	406137/S	409644	410046/S	416083/S	410048/S	410529	407248/S	411045/S
Toggle	400141	407131	407131	—	—	—	—	407131	400141
Weight	400149	415729	415730	410033/S	410033/S	410033/S	410033/S	415729	403268
Plate, shaft and action	409577	416525	409958	410021	410021	410021	410021	408991	405281
Lubricator	—	—	—	—	—	—	—	—	405394
Bearing, bushing, top	404374	189272	189295	404374	404374	404374	404374	189295	189315
Bushing, bottom	410590	410590	410590	410590	410590	410590	410590	410590	—
Clip, cap retaining	410261	420262/S	420262/S	420261	420261	420261	420261	420262/S	425765
§Sundry parts, set	400843	400843	400843	400843	400843	400843	400843	400843	400843


DISTRIBUTORS

409642 — 411052

Note. For replacement distributor spare parts, see appropriate column under part number † When ordering, quote part number shown in brackets ‡ Supplied by Vehicle Manufacturer
 § Recommended spares for stock || Complete with cam † Felt, with packing spring



IGNITION COILS



Descriptive Reference

Part No.	Model	Voltage	Finish	Earth Return (E.R.) or Insulated Return (I.R.)	Special Features
45057A	SQ6	6	Black	E.R.	Double-ended; for use on twin cylinder, four stroke engines.
45058A	SA12	12	Aluminium case ..	E.R.	Sports; fluid cooled.
45065A	SA6	6	Aluminium case ..	E.R.	Sports; fluid cooled.
45066A/J	HA12	12	Special	E.R. (Negative)	High performance; fluid cooled; special finish.
45074A/H	LA12	12	Satin etched ..	E.R. (Positive)	Standard; fluid cooled.
45075A/F	HA12	12	Satin etched ..	E.R. ,,	High performance; fluid cooled.
45076A/H	LA6	6	Satin etched ..	E.R. ,,	Standard; fluid cooled.
45077A/E	MA6	6	Satin etched ..	E.R. ,,	Fluid cooled; special H.T. connector.
45093A/E	LA12	12	Satin etched ..	I.R.	Fluid cooled; terminal on saddle.
45094A/E	HA12	12	Satin etched ..	I.R.	High performance; fluid cooled.
45102A/E	HA12	12	Satin etched ..	E.R. (Positive)	High performance; fluid cooled; Lucar connectors.
45111A/D	LA12	12	Satin etched ..	E.R. ,,	Standard; fluid cooled; double Lucar connectors.
45121A	BA12	12	Aluminium case ..	E.R. ,,	High performance; fluid cooled; used with ballast resistance 47147A.

IGNITION COILS



DETAILED SPARE PARTS

Part No.	†45012A/D B12-1 (45075)	†45013A B6 (45042)	†45014A R6 (45076)	†45016A Q6 (45076)	†45020A/B Q12 (45074)	†45021A Q12 (45093)	†45023A Q12 (45093)
§Terminal nut, moulded	408120	408120	408120	408120	408120	408120	408120
§Washer, split, cable end	185015	185015	185015	185015	185015	185015	185015
Nut, L.T. terminal	166043	166043	166043	166043	166043	166043	166043
Washer, shakeproof, terminal	188330	188330	188330	188330	188330	188330	188330
Washer, plain, terminal	131023	131023	131023	131023	131023	131023	131023

Part No.	†42025A/B B12 (45075)	†45036A CQ6 (45077)	†45038A HS12 (45058)	†45039A BR12 (45075)	45042A BR6 —	†45046A/B HV12 (45075)	†45052A/J LA6 (45076)	†45053A/M LA12 (45074)
§Terminal nut, moulded	408120	410600	408120	408120	408120	408120	408120	408120
§Washer, split, cable end	185015	185015	185015	185015	185015	185015	185015	185015
Nut, L.T. terminal	408032	166043	166043	166043	166043	166043	166043	166043
Washer, shakeproof, terminal	188330	188330	188330	188330	188330	188330	188330	188330
Washer, plain, terminal	131023	—	131023	131023	131023	131023	131023	131023

Part No.	†45054A/M HA12 (45075)	45057A SQ6 —	45058A/E SA12 —	45058F SA12 —	45065E SA6 —	45066A/J HA12 —	45067A/E HA12 (45075)	45074A/J LA12 —
§Terminal nut, moulded	408120	410600	422792	422792	422792	408120	408120	408120
§Washer, split, cable end	185015	185015	185015	185015	185015	185015	185015	185015
Nut, L.T. terminal	166043	181310	166043	166043	166043	408032	166043	166043
Washer, shakeproof, terminal	188330	188330	—	—	—	188330	185040	188330
Washer, plain, terminal	131023	—	—	—	—	131023	131023	131023
Connector, Lucar, L.T. terminal	—	—	—	54190096	—	—	—	—
Connector, Lucar, L.T. terminal	—	—	—	54190108	—	—	—	—

Part No.	45074H LA12	45075A/D HA12	45075E/F HA12	45076A/H LA6	45077A/E MA6	45093A LA12	45094A/E HA12
§Terminal nut, moulded	408120	408120	408120	408120	—	408120	408120
§Grommet, rubber	—	—	—	—	421554	—	—
§Washer, split, cable end	185015	185015	185015	185015	—	185105	185015
§Clip, cable contact	—	—	—	—	421863	—	—
Nut, L.T. terminal	166043	166043	166043	166043	166043	166043	166043
Washer, plain, terminal	131023	131023	131023	131023	131023	131023	131023
Connector, Lucar, contact breaker	54190096	—	54190096	—	—	—	—
Connector, twin, Lucar, switch	54190108	—	54190108	—	—	—	—
Washer, shakeproof, terminal	188330	188330	188330	188330	188330	188330	188330

Part No.	†45096A/E HA12 (45075)	45102A/E HA12 —	†45103A/D LA12 (45111)	45111A/D LA12 —	†45113A/D LA12 (45111)	45121A BA12 —	402032 B12 (45094)
§Terminal nut, moulded	408120	408120	408120	408120	408120	408120	408120
§Washer, split, cable end	185015	185015	185015	185015	185015	185015	185015
Nut, L.T. terminal	408032	166043	166043	166043	166043	166043	166043
Washer, shakeproof, terminal	188330	188330	188330	188330	188330	188330	188330
Washer, plain, terminal	131023	131023	131023	131023	131023	—	131023
Connector, Lucar, L.T. terminal	—	54190096	54190048	54190096	54190096	54190096	—
Connector, twin Lucar, L.T. terminal	—	—	—	54190108	—	—	—

Note. For replacement coil spare parts, see appropriate column under part number † When ordering, quote part number shown in brackets
 § Recommended spares for stock



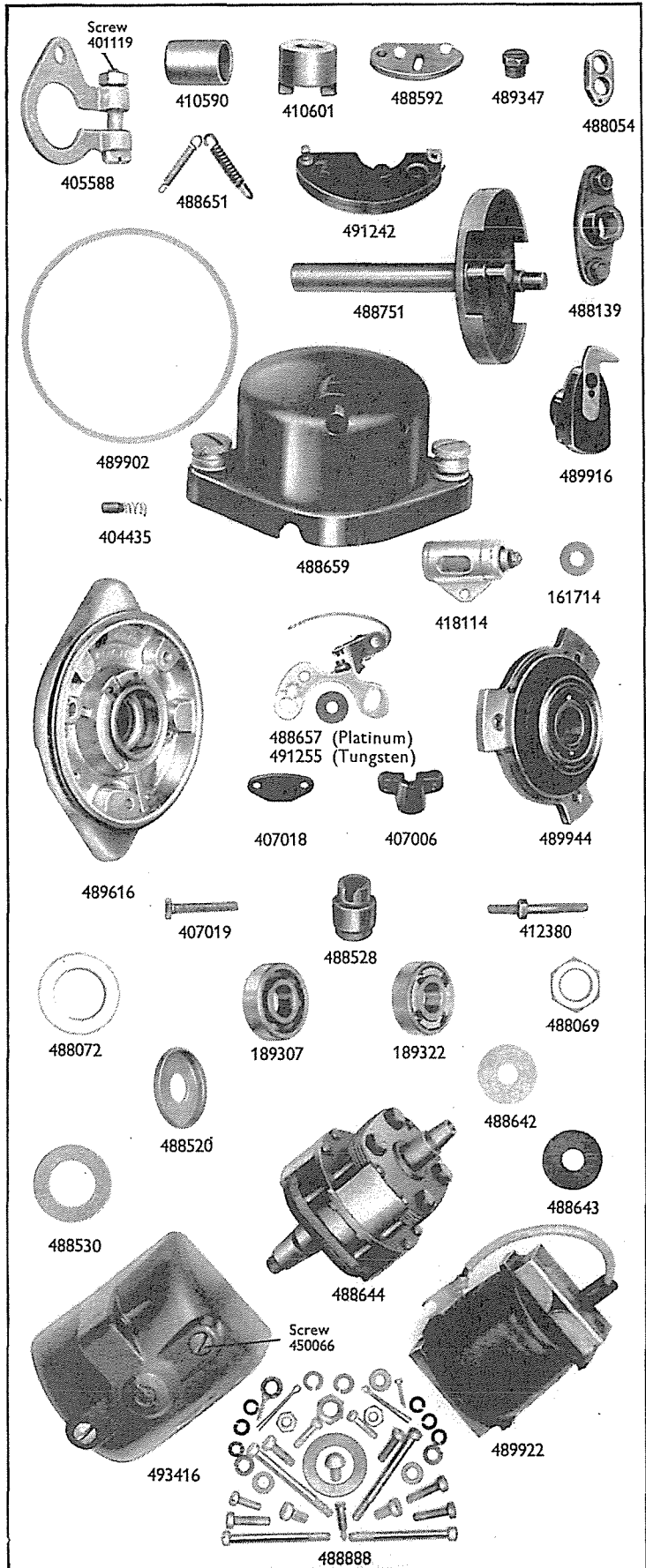
MAGNETO

Model Interpretation

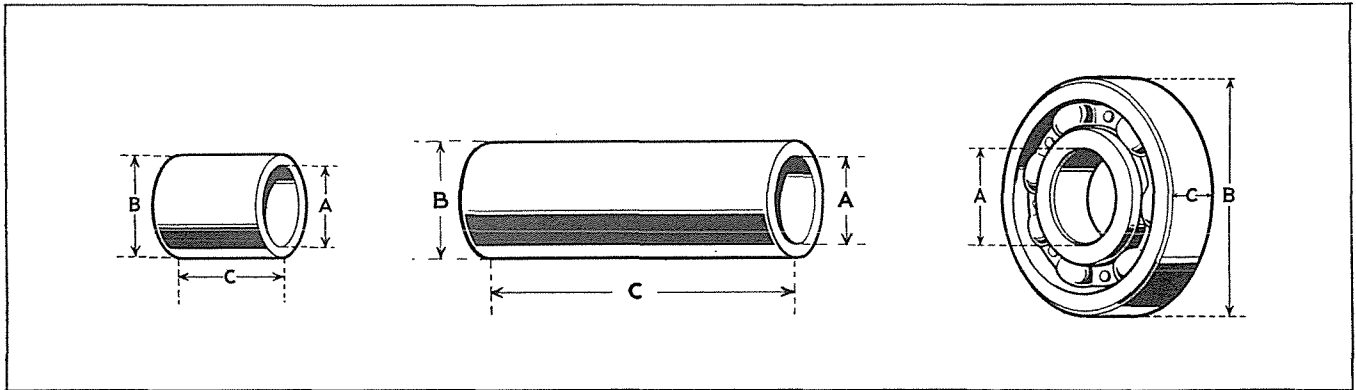
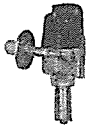
- 4 For use on four cylinder engines.
- V Vertical.
- R Rotating magnet.
- A Fitted with automatic advance and retard mechanism.

DETAILED SPARE PARTS

Part No.	44088A/D	44088E/H
Model	4VRA	4VRA
Type	DC100	DC100
Rotation	Anti-clock	Anti-clock
Finish	Standard	Standard
Plate, clamping	405588	405588
Screw assembly	401119	401119
Dog	410601	410601
Bushing, base	410590	410590
Lubricator	489347	489347
Shaft and action plate	488751	488751
Toggle	488054	488054
Springs, set, auto-advance or impulse	488651	488651
Split pin, auto-advance spring securing	186730	186730
Weight, large	491242	491242
Split pin, felt pad securing	186711	186711
Weight small	488592	488592
Foot with pins, rotor to toggle	488139	488139
Gasket	489902	489902
Key, Woodruff	189386	189386
Cap, distributor	488659	488659
Brush and spring assembly	404435	404435
Rotor arm	489916	489916
Base, with studs	489616	489616
Contact set	488657	491255
Condenser assembly	418114	418114
Washer, terminal insulating	161714	161714
Terminal	407019	407019
Bush, terminal insulating	407006	407006
Plate, terminal insulating	407018	407018
Housing, with spun-in bearing	489944	489944
Bearing	189307	189307
Washer, steel, cupped, oil retaining	488072	488072
Collar, housing to rotor	488069	488069
Rotor, magnetic	488644	488644
Cam	488528	488528
Washer, dished, contact breaker end of rotor	488520	488520
Washer, felt, special (fits in dished washer)	488530	488530
Bearing, contact breaker end	189322	189322
Washer, brass, special (next to bearing)	488642	488642
Washer, felt, special (next to brass washer)	488643	488643
Cover, coil	493416	493416
Screw, cable and contact fixing	124289	124289
Nipple, coil cover fixing	450066	450066
Stud, coil fixing	412380	412380
Coil, wound	489922	489922
Sundry parts, set	488888	488888



BUSHINGS AND BEARINGS




BUSHING CHART

Part No.	Description	Dimensions		
		A Bore	B Diameter	C Width
404374	Oil-less bearing490"	.625"	.625"
410590	Oil-less bearing490"	.625"	.813"
419231	Porous bronze bearing490"	.750"	1.500"
419430	Porous bronze bearing490"	.750"	2.473"
419673	Porous bronze bearing490"	.750"	1.000"
420064	Porous bronze bearing490"	.655"	2.420"
420406	Porous sintered iron bearing490"	.750"	2.361"
421998	Porous sintered iron bearing490"	.750"	2.483"
423121	Porous sintered iron bearing490"	} Max. .746" Min. .741" }	} 2.006"
423571	Porous sintered iron bearing490"		

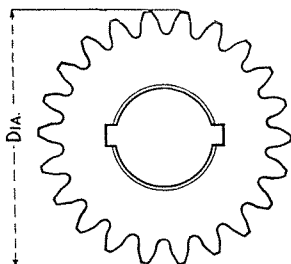
BEARING CHART

Part No.	Type	Description	Dimensions		
			A Bore	B Diameter	C Width
189272	S5	Single row; 'S' type journal; English sizes500"	1.125"	.250"
189295	LS5	Single row; rigid ball journal; light type; English sizes	.500"	1.313"	.375"
189307	115	Single row; rigid ball journal; light type; metric sizes	15 mm.	35 mm.	11 mm.
189315	ULS5	Double row; self aligning ball journal; light type; English sizes500"	1.313"	.375"
189322	R112	Roller journal; light type; metric sizes	12 mm.	32 mm.	10 mm.

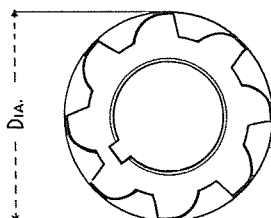


GEAR SETS

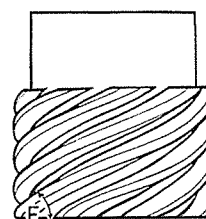
DISTRIBUTOR AND GENERATOR



SPUR TYPE




SPIRAL TYPE



ELEVATION

Part No.	Fitted to	Set consisting of	Outside diameter (inches)	No. of Teeth	Type of Gear	Direction of Spiral
220408	Generator C35A ..	Distributor gear Generator gear	.997 1.001	6 15	Spiral Spiral	L.H. L.H.
220498	Distributors DKX2A and DKY2A	Distributor gear Generator gear	.972 1.103	16 8	Spiral Spiral	R.H. R.H.
224259	Generator C45A ..	Distributor gear Generator gear	1.015 1.014	20 10	Spiral Spiral	R.H. R.H.
229044	Generator C45D ..	Distributor gear Generator gear	1.015 1.016	20 10	Spiral Spiral	R.H. R.H.
239301	Generator C45A ..	Distributor gear Generator gear	1.016 1.016	20 10	Spiral Spiral	R.H. R.H.
239302	Generator C45A ..	Distributor gear Generator gear	.908 1.207	12 5	Spur Spur	— —
239303	Generator C45AL ..	Distributor gear Generator gear	.987 1.152	20 10	Spiral Spiral	R.H. R.H.
402074	Distributor DCR4A ..	Gear Pinion	.966 1.044	14 7	Spiral Spiral	L.H. L.H.
406142	Generator C418A ..	Distributor gear Generator gear	.962 1.140	20 8	Spiral Spiral	R.H. R.H.
421370	Generator DEL42 ..	Gear Pinion	1.009 1.003	15 6	Spiral Spiral	L.H. L.H.

SUPPRESSORS



RESISTORS AND CAPACITORS

To avoid interference with television reception the ignition system on all new cars is now suppressed by the manufacturers to the required standard. It is, of course, desirable that owners of older cars should voluntarily suppress their vehicles. Suppression to the legal standard can be readily achieved by fitting resistors in the H.T. part of the ignition circuit. One resistor, fitted at the **distributor end** of the coil to distributor H.T. cable will, in most cases, be all that is required. The fitting of further resistors at the **plug end** of the plug to distributor leads will almost certainly reduce the interference below the maximum permitted under the Ignition Interference Regulations.

Lucas DM distributors are fitted with a special resistive brush in the distributor cap, and this is equivalent to an external resistor in the coil distributor lead. This cannot be fitted to older type distributors because of its length.

Ignition suppressors have no adverse effect on the performance of car engines or on the other components of the ignition system. One beneficial effect is the reduction of wear on the sparking plug electrodes.

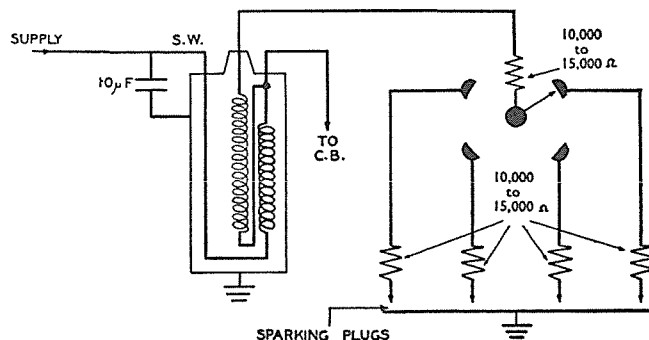



Diagram showing resistor in distributor lead, resistors in the plug leads, and a capacitor across the low tension supply and earth.

Where car radio is installed, additional suppression may be required on the low tension side, and for this purpose capacitors can be fitted at the appropriate points.




RESISTORS

Part No.	Description	Special Features
78105A	WS5	Cable type suppressor for use in coil to distributor H.T. cable.
78106A	WS5	Sparking plug suppressor. Right angle type with push-in clip fixing.
78107A	WS5	Sparking plug suppressors for plugs with knurled terminal nuts.
78113A	WS5	Sparking plug suppressor. Straight type with shroud to protect plug insulator; push-on clip fixing.
78114A	WS5	Distributor suppressor for centre of vertical outlet distributor caps.
78117A	WS10	Wiper motor suppressor. Base fixing.
78118A	WS11	Sparking plug suppressor. Right angle type with shroud to protect plug insulator; push-on clip fixing.
78120A	WS5	Similar to 78114A, but resistance 4,000-6,000 ohms.

CAPACITORS

78112A	WS8	Suitable for use on electric petrol pumps, gauges, clocks, fans, etc.; slotted clip.
78115A	WS9	Similar to 78112, but clip assembly reversed.
78122A	WS12	Radio suppressor; box type.
78128A	WS14	Radio suppressor; cylindrical type.
045155	WS6	Capacitor with fixing clip suitable for attachment to ignition coil and strap connectors for connecting to S.W. coil terminal.



DISTRIBUTORS, COILS AND MAGNETO

VEHICLE APPLICATION REFERENCE

DISTRIBUTORS

- 40027 DKH4A
Morgan 'Plus Four' 1946-47.
Standard 12 and 14 (Holland and Belgium) 1946-48.
- 40051 DY6A
Wolseley 18 1946-48.
- 40053 DKYH4A
Morris 10 cwt. 1946-49.
Standard 8 1946-48; 14 1946-47.
- 40054 DKYH4A
Sunbeam-Talbot 10 1946-47.
- 40061 DVX4A
Sunbeam-Talbot 2 litre 1946.
- 40062 DKY4A
H.R.G. 12 1946-49.
Singer 9 and 10 1946; 12 1946-49.
- 40063 DY6A
Wolseley 14 1946-48; 25 1948.
- 40064 DKY4A
Morris 'Oxford' Taxi and Hire Car 1947-49.
Wolseley 12 1946-48.
- 40068 D4A8
Allard All Models (except 16, '21C', '21Z' and 'Cadillac' engines 1949-55).
- 40069 DKY4A
Morris Commercial 15/20 cwt. (PV) 1946-53; LC Models 1946-53; 25/35 cwt. 1946.
- 40070 DKYH4A
Commer 8 cwt. 1947-52; Estate Car 1949; 'Express' Delivery Van and Pick up Truck (S.V. engine) 1953-56; 'Cob' 1957; 25 cwt. Models (late) 1953 Hillman 'Minx' (S.V. engine) 1946-56; 'Husky' 1955-57.
Humber 'Hawk' 1946-50 and 1953.
Karrier 'Bantam' (later) 1953.
- 40071 DKY4A
Alvis 14 1946-50.
H.R.G. 12 1950-52.
Singer 4AC and 4AD 1952-53; 'SM1500' 1949-53; 'Hunter' (single carburetter) 1955-56; 'Hunter S' (single carburetter) 1956.
Standard 'Vanguard' 1948-49; 12 cwt. Van and Truck 1948-49.
Triumph '2000' 1949.
- 40074 DKYH4A
Commer 8 cwt. 1946.
Triumph '1800' 1946-48.
- 40076 DKYH4A
Morris 10 1946; 10 cwt. 1950.
Standard 14 1948.
- 40077 DU8A
Daimler 36 1946-53.
- 40079 DKX1A
A.C. Invalid Carriage 1952-53.
Larmer Invalid Carriage 1948-50.
- 40081 DKY4A
Healey All Models 1948-54.
Lea Francis 14 1949-53; 1½ litre Sports 1949.
Riley 2½ litre 1947-51.
- 40085 DKY4A
Austin 16 1946.
- 40089 DKYH4A
M.G. 1½ litre 1947-52.
- 40090 DYX6A
Dodge Petrol Models 1947-48.
- 40091 DKY4A
Jaguar 1½ litre 1946-48.
Lea Francis 14 1946-48.
Riley 1½ litre 1946 and 1949-55.
- 40092 DXH6A
Jaguar 2½ litre (later) 1946-47.
- 40093 DXH6A
Jaguar 3½ litre 1946-47.
- 40094 D9A2
Lloyd Roadster 1948-50.
Trojan 15/20 cwt. 1946-60.
- 40100 DKH4A
Citroen 15 1946-49.
- 40103 DVXH4A
Rover '60' 1948.
- 40105 DVXH6A
Rover '75' 1948.
- 40109 DX6A
A.F.N. 'Le Mans' and 'Mille Miglia' 1951-53.
Bristol All Models 1947-50.
- 40110 DX6A
Armstrong Siddeley All Models 1946-49.
- 40112 DVX4A
Lanchester 10 1946-51
- 40114 DVXH4A
Sunbeam-Talbot 2 litre 1947; '90' 1948-50.
- 40115 DKYH4A
Jowett 'Javelin' and 'Jupiter' 1948-52.
- 40121 DKY2A
Jowett 'Bradford' Van 1947-52; De Luxe Van and Utility 1949-52.
- 40123 DKYH4A
Sunbeam-Talbot '80' 1948-50.
- 40125 DVXH6A
Aston Martin DB2 1951-52.
Lagonda 2½ litre 1949-52; 3 litre Saloon and Coupé 1954-58.
- 40129 DKYH4A
Morris Commercial CV Models 1949-51; ECV13/5 (Petrol) 1949; FV 1949-53; NV 1954; NV12/3 1955; PP Coach 1950-51.
- 40133 DX6A
Austin Coach 1947-48.
- 40135 DVXH6A
Commer 2/3, 3/4 and 4/5 ton 1949-51; 5 ton 1947; 8 ton Tractor Trailer (Petrol) 1950.
Humber 'Imperial' and 'Pullman' 1946-53; 'Snipe' 1946; 'Super Snipe' 1946-52.
Karrier CK3 1946-52.
- 40140 DVXH4A
Aston Martin 2 litre 1947-50.
- 40141 DKYH4A
Austin A40 (except Sports) 1948-52.
- 40142 DKY4A
Morris 'Oxford' Taxi and Hire Car 1950-51.
- 40143 DX6A
A.C. 16 1948-56; 'Ace' 1955.
- 40149 DVXH6A
Jaguar 3½ litre 1948-50.
- 40152 DKYH4A
Morris 'Cowley' Van and Truck 1950; 'Oxford' 1948-50.
- 40156 DVXH6A
Jaguar 2½ litre 1948-51.
- 40157 DVXH6A
Morris 'Six' 1948-49.
Wolseley 'Six Eighty' 1949-54.
- 40158 DVXH4A
Wolseley 'Four Fifty' 1949-53.
- 40161 DX6A
Austin A125 'Sheerline' 1948; A135 Princess' 1948 and 1951-54; 2 and 5 ton Trucks 1949-52.
- 40162 DKY4A
M.G. 1½ litre Tourer 1949-50; 'Midget' 1946-52.
- 40164 DKZ4A
Bedford 10/12 cwt. (later) 1948-52.
Vauxhall 10 1946-47; 'Wyvern' 1948-52.
- 40165 DZ6A
Vauxhall 'Velox' 1948-52.
- 40166 DXH6A
Dodge Petrol Models 1949-54.
- 40172 DVX4A
Austin A90 1949-52.
- 40173 DK6A
Citroen 23 1946-55.
- 40175 DZ6A
Daimler 2½ litre (except 'Consort' 1946-47; 2½ litre 1950-53).
- 40179 DX6A
Daimler 27 1946-53; 2½ litre (except 'Consort') 1948-49; DC27 Ambulance 1949-54.
- 40181 DVXH6A
Morris 'Six' 1950-54.
- 40189 DVX6A
Austin A135 'Princess' (later) 1950.
- 40192 DKY4A
H.R.G. 9 1946-52.
Singer 9 Roadster 1947-51; 10 (later) 1946-49.
- 40193 DKY4A
Wolseley 8 1946-48.
- 40194 DKY4A
Rover 10 and 12 1946-47.
- 40195 DKYH4A
Morgan 'Plus Four' 1948-50; 'Four Four' (Standard engine) 1949-50.
Standard 12 1946-48.
- 40196 DKYH4A
Commer 15/25 cwt. 1946-48; 25 cwt. 1946-50.
Karrier 'Bantam' 1946-50; 'Cob' 1947-48.
- 40197 DKY4A
M.G. 1½ litre 1953.
Morris 10 (later) 1946-48.
Wolseley 10 1946-48.
- 40206 DKYH4A
Lea Francis 18 and 2½ litre Sports 1950-52.
- 40207 DVX6A
Armstrong Siddeley All Models (except 'Sapphire') 1950-53.
- 40210 DVZ6A
Commer 2/3, 3/4 and 5 ton 'Superpoise' and 'Commando' 1952; Fire Tender or Pump Chassis 1952-53.
- 40216 DVXH6A
Alvis TA21 1951-53; TB21 1952.
- 40217 DVXH4A
Sunbeam-Talbot '90' 1951-53.
- 40218 DKYH4A
Commer 25 cwt. 1951-53.
Humber 'Hawk' 1951-52.
Karrier 'Bantam' 1951-53.
- 40223 DULFH8A
Allard 16 1947-49; All models with Cadillac engine 1951-55.
Jensen 3½ litre 1946-47.
- 40224 DK4A
Austin 8, 10 and 12 1946-47.
Reliant All Models 1946-57.
- 40225 DKZ4A
Bedford 5/6 cwt. Van 1946-47; 10/12 cwt. Van 1946-48.
Vauxhall 10 1946-47.
- 40228 DX6A
Morris Commercial FVS 1954-55; NVS 1951-55.
- 40232 DKYH4A
Triumph 'Mayflower' 1950-53.
- 40235 DX6A
Bristol '401' 1951-52.

continued

DISTRIBUTORS, COILS AND MAGNETO




VEHICLE APPLICATION REFERENCE—continued

DISTRIBUTORS—continued

- 40236 DKYH4A
Citroen 15 (later) 1949-52.
- 40239 DVXH4A
Lea Francis 18 and 2½ litre Sports 1952-54.
- 40241 DKH4A
Morris Commercial Petrol Tanker 1951-52.
- 40245 DVX4A
Lea Francis 14 (later) 1953-54.
- 40249 DVX6A
Jaguar XK120 (7-1 compression ratio) 1949-54.
- 40251 DKYH4A
Morris 8 1946-48; 'Minor' 1948-52; 'Cowley' Van and Truck 1951-53; 'Oxford' 1951-53; 5 cwt. Van 1946-53.
Morris Commercial 'J' Van 1951-53.
- 40252 DM6
Allard '21Z' 1953-55.
- 40258 DKYH4A
Austin A70 (Police Car) 1951-52.
- 40264 DVXH6A
Aston Martin DB2 Models 1953-56.
Lagonda 2½ litre (later) 1952.
- 40269 DKY4A
Austin 16 1947-48; A70 1948-50; Taxi 1948-53; Hire Car 1951-53; 25 cwt. Van and Ambulance 1948-52.
- 40270 DKY4A
Austin A40 Sports 1951.
- 40277 DKY4A
Riley 2½ litre 1952.
- 40282 DY6A
Rover 14 1946-47.
- 40283 DMBZ6A
Rover '75' 1950-54.
- 40286 Special
Dellow Sports 1952-54.
Jensen 'Jen-Tug' 1946-52.
Meynell All Models 1952.
Morgan 3-wheeler 1948-52.
Paramount All Models 1951-54.
- 40290 DMZ6A
Vauxhall 'Velox' and 'Cresta' 1952-56.
- 40294 DVX4A
Lanchester 14 1952-53.
- 40307 DM6
Austin 2, 3 and 5 ton (later) 1952-55; Coach (later) 1952-53.
- 40308 DM6
Austin A135 'Princess' (later) 1954; Ambulance and Hearse 1955; Cargo Truck 1954-55; Series III Trucks (high speed engine) 1953-59.
Morris Commercial 3 ton 3KNC (G.P.O., high speed engine) 1958-59; Series III Trucks (high speed engine) 1959-60.
- 40318 DVXH4A
Jowett 'Jupiter' (racing model) 1953-54.
- 40327 DM6
Austin 3 ton 1956-57; Coach 1954-55.
Morris Commercial 3KNC (G.P.O.) 1956-57; 3 ton 1956-57.
- 40333 D2AH4
Morris 'Minor' (S.V. engine) 1953.
- 40337 DM2P4
Lanchester 14 (later) 1953.
- 40339 DUH6A
Austin 2½ ton Petrol Tanker 1946-55.
- 40345 DX6A
Bristol All Models 1953-55.
- 40347 DKY2A
Jowett 'Bradford' Van 1953-54.
- 40357 DXH4A
Jensen 'Jen-Tug' 1953.
- 40358 D2AH4
Morris 'Oxford' (later) 1953-54; Half Ton Van and Truck 1954-56.
Morris Commercial 'J' Van 1954-57.
- 40359 DM6
Austin Coach 1948-52.
Commer 3 ton Cross Country Vehicle 1956; 4, 5 and 6 ton Forward Control 1959-60; 5 and 7 ton Forward Control and 'Avenger' 1949-60; 6½ and 7 ton 1949-50; Fire Tender or Pump 1954-60.
Karrier 'Gamecock' 1953-60.
- 40360 DM6
Commer 2/3, 3/4 and 5 ton 'Superpoise' and 'Commando' 1952-54; Fire Tender or Pump (later) 1953.
- 40367 D2A4
M.G. 'Midget' (later) 1953-55.
- 40368 D2A4
M.G. 'Midget' 1953.
- 40369 D2A4
M.G. 1½ litre (later) 1953.
- 40371 DM6
Austin A125 1949-54; A135 'Princess' 1949-50 and 1955; 'Princess' Mk. IV 1957-58; Ambulance and Hearse 1951-54 and 1956-60; 2 and 5 ton (high speed engine) 1952.
Jensen 'Interceptor' 1950-55; '541' and '541R' 1954-60.
- 40377 DM2P4
Sunbeam-Talbot '90' (later) 1953-54.
- 40394 DM6
Daimler 'Conquest Century' 1954.
- 40401 DM6
Humber 'Imperial' and 'Pullman' 1954; 'Super Snipe' 1953-55.
- 40404 DMZ6
Bedford 1/6 ton TA, TD and TJ, 5 ton Truck and Tractor 1946-50; Ambulance 1949-50; Bus 1946-50; K, OSA-OLA, OSB-OLB, MS and OSS 1951-53.
- 40405 DMZ6
Bedford SH Fire Engine 1951-53; S Type Truck and Tractor 1951-57; 'SB' Type Coach and Fire Engine Chassis 1951-57.
- 40408 DMBZ6
Rover '90' 1954-55.
- 40410 DMBZ4
Rover '60' 1954-59.
- 40411 DVXH6A
Alvis All Models 1954-55.
- 40417 DX6A
Bristol All Models 1954-55.
- 40424 DM6
Daimler 'Conquest' Models 1954-57.
- 40429 DM6
Daimler 'Empress' and 3½ litre 'Regency' 1955; 'One-O-Four' Saloon 1958-59; 4½ litre 'Regency' and 'Regina' 1955; 4½ litre Limousine 1956-60.
- 40431 DM2P4
Alfa Romeo 'Giulietta' 1955-60; T10 Van 1958-60.
- 40434 DM2P4
Standard 'Eight' Saloon
- 40435 DVX6A
Daimler 3 litre 'Regency' 1953.
Jaguar 3½ litre (7-1 compression ratio) 1951-58; XK140 (7-1 compression ratio) 1955-57.
- 40442 DM6
Austin A105 1957-59.
Morris 'Isis' 1956-57.
Wolseley 'Six Ninety' 1955-57.
- 40444 DM6
Dodge Petrol Models 1955-56 and 1958-60.
- 40445 DVX6A
Jaguar 3½ litre (special equipment) 1956-58; XK140 (9-1 compression ratio) 1955-57.
- 40449 DKX2A
Fairthorpe 'Atomota' 1959-60.
- 40453 DY6A
Rover 16 1946-47.
- 40462 DX6A
A.C. 16 1951; 'Ace' and 'Aceca' (A.C. engine) 1955-60.
- 40464 DMZ6
Vauxhall All Models (except 'Wyvern') 1957.
- 40465 DM2P4
Fairthorpe 'Electron' 1958.
- 40467 DM6
Dodge Petrol Models 1957.
- 40471 DM6
Humber 'Super Snipe' 1956-57.
- 40477 DM2P4
Standard 'Eight' (later) 1956-57; 'Eight' (low compression) 1958-59.
- 40478 DM2P4
Standard 'Ten' 1954-57; 'Ten' (low compression) and 'Pennant' 1958.
- 40479 DM2P4
Morgan 'Plus Four' 1951-54; 'Plus Four' ('Vanguard' engine) 1956-57.
Standard 'Vanguard' (low compression) 1950-59; 12 cwt. Van and Pick-up Truck 1950-57.
Swallow 'Doretta' 1954-55.
Triumph '2000' (later) 1949; 'Renown' 1950-54.
- 40484 DVXH6A
Aston Martin DB2/4 1957; DB3/S Competition 1956; DB Mk. III 1958-59.
- 40485 DMBZ6A
Rover '90' 1956-59.
- 40489 DX6A
Bristol '405' 1956-58.
- 40490 DM2P4
Sunbeam 'Rapier' (high compression) 1956-59.
- 40491 DM2P4
Commer 1½/1½ ton Forward Control and 1/1½ ton 'Superpoise' 1956-59; 1 ton Forward Control 1959.
Humber 'Hawk' 1955-57.
Karrier 'Bantam' and 1½/1½ ton Passenger Chassis 1957-59.
Sunbeam 'Alpine' 1953; Coupé 1955; Saloon Mk. III 1955-57.
Sunbeam-Talbot '90' 1954.
- 40492 DM2P4
Commer 'Express' Delivery Van and Truck (O.H.V. engine) 1956-60; 'Cob' Series I (low compression) 1958-60.
Hillman 'Minx' (O.H.V. engine, low compression) 1956-59; 'Minx Special' and 'Husky' Series I (low compression) 1958-60.
Singer 'Gazelle' (low compression) 1959.
- 40494 DM2P4
Austin A30 1952-56.
Morris 'Minor' 1953-56; Quarter Ton 1954-56; Quarter Ton Van (G.P.O.) 1954-60.
- 40495 DM2P4
Austin A90 (later) 1952; 'Healey 100' 1954-56.
- 40496 DM2P4
Austin Taxi 1953-58; LD1A and LD2A 1955-60; 301 Range 1957-60.
Morris Commercial LC, LD1 and LD2 1954-60.

continued



DISTRIBUTORS, COILS AND MAGNETO

VEHICLE APPLICATION REFERENCE—continued

DISTRIBUTORS—continued

- 40497 DM2P4
Austin A40 (later) 1952-54.
Jensen 'Jen-Tug' (later) 1953-54.
Nash Metropolitan 1954-55.
- 40498 DM2P4
Austin A40 1955-56.
Morris 'Cowley' 1955-56.
Nash Metropolitan 1956.
- 40499 DM2P4
Austin 'Cambridge' (low compression) 1958-59;
A55 Pick-up Truck Chassis and Van (low compression) and 'Metropolitan' (low compression) 1957-60.
Jensen 'Tempo 1500' 1958-60.
Morris 'Cowley' 1957-59; 'Oxford' and 'Hindustan' (low compression) 1956-60; Half Ton Van and Truck 1957-60.
Morris Commercial 'J2' Models 1957-60; 'JB' Van 1958-60.
Nash Metropolitan (low compression) 1958-60.
Wolseley 'Fifteen Hundred' 1958-60; 'Fifteen Fifty' (low compression) 1957-60.
- 40500 DM2P4
Austin 'Champ' 1954-56.
- 40502 DM2P4
Wolseley 'Four Forty-Four' 1953-56.
- 40503 DM2P4
Riley 'Pathfinder' 1955-57.
- 40504 DM2P4
Rover '60' 1949; 'Landrover' 1948-59.
- 40509 DM2P4
M.G. 'Magnette' 1954-56.
- 40510 DM2P4
Lotus Mk. IX (M.G. engine) 1958-59.
M.G. MGA and MGA 1600 1956-60; 'Magnette' 1957.
Riley 'One-Point-Five' 1958.
- 40511 DM2P4
Commer 25 cwt. Forward Control and 'Superpoise' 1954-56.
Humber 'Hawk' (later) 1953-54.
Karrier 'Bantam' 1954-56.
- 40512 DM2P4
Allard '21C' (later) 1953-55.
Beardmore Taxi 1955-58.
- 40515 DM2P4
Citroen 15 1952-55.
- 40517 DM2P4
Singer 4AC and 4AD (later) 1953-55; 'SM1500' (later) 1953-54; 'Hunter' (twin carburetter) 1955-56; 'Hunter S' (twin carburetter) 1956.
- 40520 DM2P4
Austin-Healey '100M' 1956.
- 40524 DM6
Daimler 'One-O-Four' 1956-57 and (later) 1959.
- 40527 DM2P4
Bedford CA Van 1956-57.
Vauxhall 'Wyvern' 1956-57.
- 40528 DMBZ6
Jaguar 2.4 litre (8-1 compression ratio) 1956-60.
- 40530 DM2P4
Commer 'Cob' (high compression) 1960.
Hillman 'Minx' (O.H.V. engine, high compression) 1957-60; 'Husky' Series I 1960.
Singer 'Gazelle' (high compression) (later) 1959.
- 40531 DM6
Daimler 'Conquest Century' 1958.
- 40532 DM6
Austin-Healey '100 Six' 1957.
- 40534 DM2P4
Riley 2½ litre 1953; 'Pathfinder' 1954.
- 40536 DM2P4
Sunbeam 'Alpine Special' 1955.
- 40537 DM2P4
Standard 'Eight' 1954.
- 40538 DM2P4
Austin A40 Sports 1952-53.
- 40539 DM2P4
Austin A70 1952-55; 25 cwt. Van and Ambulance (later) 1952-54.
- 40540 DM2P4
Bedford CA Van 1953-55.
Vauxhall 'Wyvern' 1953-55.
- 40547 DM2P4
Lanchester 'Sprite' 1955-56.
- 40548 DM2P4
Morgan 'Plus Four' ('Vanguard' engine) 1959-60.
Standard 'Vanguard Sportsman' 1957-58.
- 40551 DXH6A
A.C. 'Ace' and 'Aceca' (Bristol engine) 1956-60.
- 40552 DM2P4
Sunbeam 'Rapier' (low compression) 1957-59.
- 40554 DM6
Alvis TC108G 1956-57.
- 40556 DUH6A
Austin Petrol Tanker Series III 1957-60.
Morris Commercial Petrol Tanker Series III 1957-60.
- 40557 DMBZ2A
Jaguar 2.4 litre (7-1 compression ratio) 1957-60.
- 40559 DM2P4
Standard 'Vanguard' (high compression) 1957-60.
- 40560 DM2P4
Humber 'Hawk' 1958-60.
- 40561 DM2P4
Austin A35 (high compression) 1957-60; A40 (high compression) 1959; Austin-Healey 'Sprite' 1958-60.
Morris '1000' and Quarter Ton Van and Truck (high compression) 1957-60.
- 40564 D2A4
Singer 'Gazelle' (low compression) 1957-58.
- 40565 DMBZ6A
Rover '75' 1949.
- 40566 D3AH4A
Cooper 'Monaco' Sports (Climax engine) 1959-60.
Fairthorpe 'Electron' 1959.
Layton Sports Cars 'Jomar' (T.V.R.) (Climax engine) 1959-60.
Lotus Mk. IX (Climax engine) 1958-59; 'Elite' 1959-60.
- 40569 DM2P4
Austin A35 (low compression) 1957-60; A40 (low compression) 1959.
Morris 'Minor 1000' and Quarter Ton Van and Truck (low compression) 1957-60.
- 40570 DM2P4
Austin 'Cambridge' (high compression) (later) 1957-58.
Morris 'Oxford' Series I-IV and 'Hindustan' (high compression) 1957-60.
Wolseley 'Fifteen Fifty' (high compression) 1957-59.
- 40571 DM2P4
Jowett 'Javelin' and 'Jupiter' 1953-54.
- 40576 DMBZ6
Jaguar Mk. VIII (8-1 compression ratio) 1957-59; 3.4 litre and XK150 (8-1 compression ratio) 1958-60.
- 40578 DMBZ6
Jaguar Mk. VIII (7-1 compression ratio) 1957-59; 3.4 litre and XK150 (7-1 compression ratio) 1958-60.
- 40580 DM6
Morris 'Isis' (Premium Petrol) 1958.
Wolseley 'Six Ninety' 1958-59.
- 40583 DM2P4
Austin 'Gipsy' 1958-60.
- 40587 DM2
M.G. 'Magnette' 1958-59.
Riley 'One-Point-Five' 1959-60.
- 40588 DM2
Standard 'Ensign' (76 mm. engine) 1958-60.
- 40593 DM2P4
Standard 'Eight' (high compression) 1958-59.
- 40598 DM2P4
Fairthorpe 'Electron Minor' 1958-59.
Standard 'Ten' and 'Pennant' (high compression) 1958-59.
- 40600 DM2P4
Austin A55 (high compression) (later) 1958-59; 'Metropolitan' (high compression) 1958-60.
Elva 'Courier' (B.M.C. 1,500 c.c. engine) 1959-60.
Nash Metropolitan (high compression) (later) 1958-60.
- 40601 DM6
Humber 'Super Snipe' 1959.
- 40602 DMX6A
Armstrong Siddeley ½ ton Pick-up Truck 1957.
- 40606 DM2P4
Standard 'Companion' 1960.
- 40607 DM2P4
Armstrong Siddeley 'Sapphire 234' 1956-58.
- 40608 DMBX6A
Armstrong Siddeley 'Sapphire' 1953-55; 'Sapphire 346' 1956-59.
- 40609 DM2P4
Rover '80' 1960; 'Landrover' 1959-60.
- 40610 18D2
Berkeley Sports (700 c.c. engine) 1959-60.
- 40611 DM2
Fairthorpe 'Electron Minor' (high compression) (later) 1959-60.
Standard 'Ten' (alternative) and 'Pennant' (twin carburetter) 1959.
- 40616 DMZ6A
Jaguar XK150 (9-1 compression ratio) 1959-60.
- 40617 DMBZ6
Jaguar 3.4 litre (9-1 compression ratio) 1959-60.
- 40620 DM2P4
Standard 'Ten' and 'Pennant' (low compression) 1959.
- 40622 DM2P4
Standard 'Atlas' 1959-60; 6 cwt. Van and Truck 1960.
Triumph 'Herald' (low compression) 1959-60.
- 40624 DM2P4
Austin 'Cambridge' (low compression) 1959-60.
Morris 'Oxford' 1954-56 and 1959-60; 'Hindustan' 1955-56.
Wolseley 'Fifteen Sixty' (low compression) 1959-60.
- 40629 DX6A
Bristol '406' 1958-60.
- 40633 DM6
Fairthorpe 'Zeta' (high compression) 1960.
- 40634 DM6
Fairthorpe 'Zeta' (low compression) 1960.
- 40635 DM6
Austin 'Princess' Mk. IV 1957-59.
- 40637 DM2P4
Triumph 'Herald' (high compression) 1959-60.
- 40638 DM2P4
Fairthorpe 'Electron Minor' (later) 1959-60.
Triumph 'Herald' (twin carburetter) 1959-60.

continued

DISTRIBUTORS, COILS AND MAGNETO



VEHICLE APPLICATION REFERENCE—continued

DISTRIBUTORS—continued

40640 DMBZ6A
Jaguar Mk. IX (8-1 compression ratio) 1959-60;
3.8 litre (8-1 compression ratio) 1960.

40641 DM6
Alvis TD21 1958-60.

40643 DM2P4
Austin A55 Mk. II (high compression) 1959-60.
Morris 'Oxford' Series V (high compression)
1959-60.
Wolseley 'Fifteen Sixty' 1959-60.

40644 DM2P4
M.G. 'Magnette' Mk. III 1959-60.
Riley 'Four Sixty-Eight' 1959-60.

40648 DM2P4
Austin 'Seven' 850 and $\frac{1}{2}$ ton Van 1959-60.
Morris 'Mini-minor' 850 and $\frac{1}{2}$ ton 'Mini-van'
1959-60.

40649 DM2P4
Alfa Romeo 'Giulietta' 1960.

40650 DMBZ6A
Armstrong Siddeley 'Star Sapphire' 1959-60.

40652 DM2P4
Lotus Mk. VII Series II (Ford 105E engine) 1960.

40656 DM2P4
Austin-Healey 'Sprite' (high compression) 1959-60.

40657 DM6
Armstrong Siddeley 'Sapphire 236' 1956-58.

40660 DM6
Humber 'Super Snipe' (later) 1959.

40661 DM6
Austin A99 1959-60; B.M.C. 3 litre 'Princess' 1960.
Wolseley 'Six Ninety-Nine' 1959-60.

40662 DM6
Austin-Healey '100 Six' 1958-59; 3000' 1959-60.
Riley 'Two-Point-Six' 1958-59.

40665 DMBZ6
Jaguar Mk. IX (9-1 compression ratio) 1959-60;
3.8 litre (9-1 compression ratio) 1960.

40667 DM2P4
Commer $1\frac{1}{4}/1\frac{1}{4}$ ton Forward Control 1960;
 $\frac{3}{4}/1\frac{1}{2}$ ton 'Superpoise' 1959-60.
Karrier 'Bantam' (later) 1959-60; $1\frac{1}{4}/1\frac{1}{2}$ ton
Passenger Chassis 1960.

45057 SQ6 6 volt Earth return.
Citroen 2CV 1954-60.

45058 SA12 12 volt.
A.C. Cars 'Ace' and 'Aecca' (A.C. engine) 1955-57.

45066 HA12 12 volt Negative earth.
Bentley Model 'S' 1957-59; Sports Saloon 1955-56;
'Continental' Sports 1955-59.
Rolls-Royce 'Silver Wraith' and 'Silver Cloud'
1956-59.

45074 LA12 12 volt.
A.C. Cars 1948-57.
Alfa Romeo 'Giulietta' (Sports, 'Berlina') 1956-60;
'Giulietta Spyder' and T10 Van (Petrol) 1958-60.
Armstrong Siddeley All Models (except 'Sapphire')
1946-53.
Austin 10, 12 and 16 1946-47; A30 1952-56; A35
and 'Metropolitan' 1957-60; A40 1948-56; A50
1956-57; A40 1959-60; A55 'Cambridge'
1958-59; A55 Pick-up Truck and Van 1958-60;
A70 1948-50; Austin-Healey 'Sprite' 1958-60;
Taxi and Hire Car 1948-58; LD1A and LD2A
1955; LD1A, LD2A, 'Gipsy' and 301 Range
1958-60; 25 cwt. Van and Ambulance 1948-54;
2, 3 and 5 ton Trucks 1946-53; Series III Trucks
1956-60; Series IVFF Trucks 1959-60; Coach
1947-60.
Beardmore Taxi Mk. VII (Ford 'Consul' engine)
1955-58.

40671 DMBZ6A
Aston Martin DB4 1959-60.

40673 DM6
Austin 5 ton Trucks and Coach Series III (Petrol)
1956-60; Series IVFF Trucks 1959-60; 2, 3 and
4 ton Series IVFG Trucks and Coach 1960.
Morris Commercial 3KNC (G.P.O.) 1958-59;
Series III Trucks and Coach 1956-60; 2, 3 and
4 ton Series IVFG Trucks 1960; Series IVFF
Trucks and Coach 1959-60.

40674 DM2P4
Austin A40 (low compression) 1960.

40675 DM2P4
Austin A40 (high compression) 1960.
Lotus Mk. VII Series II (Austin A40 engine) 1960.

40676 20D8
Daimler SP250 1960.

40677 D3A4
Fairthorpe 'Electron' (later) 1959-60.

40678 D2A4
Reliant 'Regal' Car 1958-60.

40681 DM2P4
Commer 'Cob' Series II (high compression) 1960.
Hillman 'Minx Special' Series IIIA and 'Husky'
Series II (high compression) 1959-60.
Singer 'Gazelle' Series IIIA (high compression)
1959-60.

40682 DM2P4
Commer 'Cob' Series II (low compression) and
 $\frac{3}{4}$ ton Forward Control 1960.
Hillman 'Minx' Series IIIA 1959-60; 'Husky'
Series II (low compression) 1960.
Singer 'Gazelle' Series IIIA (low compression)
1959-60.

40683 DM2P4
Sunbeam 'Rapier' and 'Alpine' Sports 1959-60.

40685 DM6
Humber 'Super Snipe' 1960.

40689 D2A4
Commer 'Cob' (high compression) 1958-59.
Hillman 'Husky' (high compression) 1959.

40693 DMBZ6
Jaguar $3\frac{1}{2}$ litre (8-1 compression ratio) 1951-53.

40694 DMBZ6
Jaguar $3\frac{1}{2}$ litre (8-1 compression ratio) 1955-58;
XK140 (8-1 compression ratio) 1955-57.

40695 DMBZ6
Jaguar XK120 (8-1 compression ratio) 1949-54;
XK140 (competition) 1955-57.

40696 DMBZ6
Jaguar $3\frac{1}{2}$ litre (8-1 compression ratio) 1954-58.
Morris 'Isis' (low grade petrol) 1956-58.
Wolseley 'Six Ninety' (Export, special orders)
1955-58.

40697 DMBZ6A
Aston Martin DB4 GT 1960.

40698 DM2P4
Morgan 'Plus Four' (TR2/3 engine) 1955-60.
Peerless 'Gran Turismo' 1959-60.
Triumph 2-seater Sports 1954; TR2 and TR3
1955-60.

40705 DM2P4
Austin $1\frac{1}{2}$ ton Series IVFG 1960.
Morris Commercial $1\frac{1}{2}$ ton Series IVFG 1960.

40707 DM2P4
Austin 'Seven' 850 and $\frac{1}{2}$ ton Van (special orders)
1959-60.
Morris 'Mini-minor' 850 and $\frac{1}{2}$ ton 'Mini-van'
1959-60.

40708 DM2P4
Morgan 'Plus Four' ('Vanguard' engine) 1958.
Standard 'Vanguard' (high compression) 1957-60;
'Ensign' (85 mm. engine) 1958-59.

40711 23D4
Dellow Mk. IIC and Mk. V 1955-57.
Layton 'Jomar' (T.V.R.) (Ford engine) 1959-60.
Lotus (Ford 100E engine) 1958 and 1960.
Morgan 'Four Four' Series II (Ford engine)
1956-60.
Reliant 'Regent Four' Van (Export only) 1959-60.

40716 DM6
Daimler 'Majestic' 1959-60.

40717 23D4
Simca 'Aronde' 1960.

40718 23D4
M.G. 'MGA 1600' 1960.

40719 DMBZ6
Armstrong Siddeley 'Star' Limousine 1960.

40720 DMBZ6
Rover '75' 1955-59; 3 litre (7.5 compression ratio)
1959-60.

40721 DMBZ
Rover '105' 1957-59; '100' 1960; 3 litre (8.75
compression ratio) 1959-60.

COILS

45074—continued
Citroen 15 1946-54; 23 1949-53.
Commer 8 cwt. 1946-52; Estate Car 1949; 'Express'
Delivery Van and Truck 1953-59; 'Cob' 1957-60;
15/25 cwt. 1946-48; 25 cwt. Forward Control
1946-50; $\frac{3}{4}/1\frac{1}{2}$ ton 'Superpoise' 1958.
Dodge Petrol Models 1947-50.
Elva 'Courier' (B.M.C. 1,500 c.c. engine) 1959-60.
Hillman 'Minx' 1949-60; 'Husky' Series I 1955-60.
Humber 'Hawk' 1958-59.
Isetta (Great Britain) '300' 1957-60.
Jaguar $1\frac{1}{2}$ litre 1946-48.
Jensen 'Jen-Tug' (later) 1952-54; 'Tempo 1500'
1958-60.
Jowett 'Javelin' 1948-54; 'Jupiter' 1951-54;
'Bradford' Van 1951-54; De Luxe Van and
Utility 1951-52.
Karrier 'Bantam' 1946 and 1958; 'Cob' 1947-48.
Lea Francis 14 1946-48.
Lotus Mk. VII and Mk. VIII 1958; Mk. VII Series
II 1960.
Meynell All Models 1952.
M.G. $1\frac{1}{2}$ litre 1947-53; 'Midget' 1946-55; 'Mag-
nette' 1954-56.
Morgan 'Four Four' Series II (Ford engine)
1956-60.
Morris 10 1946-48; 'Minor' 1948-60; 'Cowley'
1955-59; 'Oxford' Series I-IV 1948-59; 'Travel-
ler' Series I-IV 1953-60; 'Hindustan' Series
I-III 1955-60; Quarter Ton Van and Truck
1954-60; 10 cwt. Van and Truck 1946-50.

45074—continued
Morris Commercial 15/20 cwt. (PV) 1946-50;
25/35 cwt. 1946; LC Models 1953-60; 35/40,
45/55 and 60/70 cwt. and 5 ton Forward Control
Tipper 1946-48; CV and ECV Models 1946-51;
FV and FVS 1949-55; NV and NVS 1951-55;
PP Coach 1950-52; 'J' Van 1949-57; 'J2'
1957-60; 'JB' Van 1958-60; LD1 and LD2
1954-60; 3KNC (G.P.O.) 1956-59; Series III
Truck and Coach 1956-60.
Nash Metropolitan 1954-60.
Paramount All Models 1951-54.
Reliant 'Regal' Car (12 volt) 1959-60; 10 cwt.
(12 volt) 1951-56; 'Regent Four' Van 1959-60.
Riley 'One-Point-Five' 1958.
Rover 10, 12, 14 and 16 1946-47; '80' and '100'
1960.
Singer 9 1946-51; 10 1946-49; 4AC and 4AD
1952-55; 'SM1500' 1949-54; 'Hunter' 1955-56;
'Hunter S' (single carburettor) 1956; 'Gazelle'
1957-59.
Standard 'Eight' and 'Ten' 1954-59; 'Companion',
6 cwt. Van and Truck 1956-60; 'Pennant' 1958-59;
'Ensign' 1958-60; 'Atlas' 1959-60.
Sunbeam 'Rapier' 1956-59.
Triumph 'Mayflower' 1950-53.
Trojan 15/20 cwt. Van 1946-60.
Wolseley 12, 14, 18 and 25 1946-48; 'Four Forty-
Four' 1953-56; 'Four Fifty' 1949-53; 'Forty-
Five' 1958-60; 'Fifteen Fifty' 1957-59.

continued



DISTRIBUTORS, COILS AND MAGNETO

VEHICLE APPLICATION REFERENCE—continued

COILS—continued

45075 HA12 12 volt.

A.C. Cars 'Ace' and 'Aceca' 1956-60.
 A.F.N. 'Le Mans' and 'Mille Miglia' 1951-54.
 Alfa Romeo 'Giulietta' (Sports, 'Berlina') 1955.
 Allard 16 1947-49; All Models 1949-55.
 Alvis All Models 1946-60.
 Armstrong Siddeley 'Sapphire' and 'Star Sapphire' 1953-60; ½ ton Pick-up Truck 1957.
 Aston Martin All Models 1947-60.
 Austin A40 Sports 1952-53; A70 1951-55; A90 1949-52; A90 and A95 1955-59; A105 1957-59; A125 1948-54; A135 'Princess' 1948-60; 'Princess' Mk. IV 1957-59; Ambulance and Hearse 1951-60; Healey '100' and '100M' 1954-56; Healey '100 Six' 1957-59; 'Champ' 1954-56; Cargo Truck 1954-55; LD1A and LD2A 1956-57; 2/3 and 5 ton Trucks (high speed engine) 1952-55; 301 Range (except 301FC) 1957.
 Bedford 10/12 cwt. Van 1948-52; K, OSA-OLA, OSB-OLB, MS-ML and OSS 1951-53; Bus 1946-50; CA Van 1953; SH Fire Engine Chassis 1951-53; TA 1953-54; 'S' and 'SB' Type 1951-54.
 Bentley 4½ litre 1946-54; 'Continental' Sports 1952-54.
 Bristol All Models 1947-60.
 Citroen 15 and 23 1954-55.
 Commer 'Express' Delivery Van and Truck 1960; 25 cwt. Forward Control 1951-56; ¾/1½ ton 'Superpoise' 1956-57 and 1959-60; 2 and 3 ton 1946-47; 1¼/1½ ton Forward Control 1956-60; 25 cwt. 'Superpoise' 1949-56; 2/3, 3/4 and 4/5 ton 1949-54; 5 ton 'Superpoise' 1952-54; 'Commando' 1950-53; 2½ ton 'Superpoise' 1955-60; 6 ton 'Superpoise' 1959-60; 3 ton Cross Country Vehicle 1956; 1, 4 and 6 ton Forward Control 1959-60; 5 ton 1947; 5 and 7 ton Forward Control 1949-60; 6½ ton 1949-50; 8 ton Tractor Trailer 1950; 'Avenger' 1949-60; Fire Tender or Pump Chassis 1952-60.
 Cooper 'Monaco' Sports (Coventry Climax engine) 1959-60.
 Daimler All Models (except SP250) 1946-60.
 Dellow Sports 1955-57.
 Dodge Petrol Models 1951-60.
 Fairthorpe 'Electron' and 'Electron Minor' 1958-60; 'Atomota' and 'Zeta' 1960.
 Frazer Nash 'Mille Miglia', 'Targa Florio' and 'Sebring' Hard Top 1955.
 Healey All Models 1948-54.
 Hillman 'Minx' 1946-48.
 H.R.G. 9 and 12 1946-52.
 Humber 'Hawk' and 'Super Snipe' 1946-57; 'Hawk' 1960; 'Pullman' and 'Imperial' 1946-54; 'Snipe' 1946; 'Super Snipe' 1959-60.
 Jensen 3½ litre 1946-47.
 Jaguar All Models (except 1½ litre) 1946-60.
 Jensen 3½ litre 1946-47; 'Interceptor' 1950-55; '541' and '541R' 1954-60.

45075—continued

Karrier 'Bantam' 1947-57 and 1959-60; 'Gamecock' 1953-60; 1¼/1½ ton Passenger Chassis 1957-60.
 Lagonda 2½ litre 1949-52; 3 litre 1954-58.
 Lanchester LD10 1946-51; 14 1952-53; 'Sprite' 1955-56.
 Layton 'Jomar' (T.V.R.) 1959-60.
 Lea Francis All Models 1949-54.
 Lotus Mk. IX (Climax or M.G. engine) 1958-59; 'Elite' 1959-60.
 M.G. 'MGA' 1956-60; 'Magnette' 1957-59.
 Morgan 'Plus Four' 1946-60; 'Four Four' (Standard engine) 1950.
 Morris 'Six' 1948-54; 'Isis' 1956-58.
 Morris Commercial LC5 1956; 3KNC (G.P.O.) 1958-59; Series III Trucks 1959-60.
 Peerless 'Gran Turismo' 1959-60.
 Riley 1½ litre 1946-55; 2½ litre 1947-53; 'Pathfinder' 1954-57; 'One-Point-Five' 1959-60; 'Two-Point-Six' 1958-59.
 Rolls-Royce 'Silver Wraith' 1946-55; 'Silver Dawn' 1953-55.
 Rover All Models (except '80', '100' and 3 litre) 1948-60.
 Singer 'Hunter' and 'Hunter S' (twin carburetter) 1955-56.
 Smith's Delivery Vehicles Mobile Shop 1956-58.
 Standard 12 and 14 1946-48; 'Vanguard' 1948-60; 12 cwt. Van and Truck 1948-57.
 Sunbeam All Models (except 'Rapier') 1953-57.
 Sunbeam-Talbot All Models 1946-54.
 Swallow 'Doretti' 1954-55.
 Triumph All Models (except 'Mayflower' and 'Herald') 1946-59.
 Vauxhall 10 1946-47; 14 1946-48; 'Wyvern' and 'Velox' 1948-54.
 Wolseley 'Six Eighty' 1949-54; 'Six Ninety' 1955-59.

45076 LA6 6 volt.

Austin 8 1946-47.
 Barrett, W. & F. Invalid Carriage 1949-54.
 Bedford 30 cwt., 2/3, 3/4 and 5 ton Trucks and Scammel Tractor 1946-50.
 Dellow Sports 1952-54.
 Dodge Petrol Models (6 volt) 1947.
 Jensen 'Jen-Tug' 1946-52.
 Jowett 'Bradford' Van 1946-50; De Luxe Van and Utility 1949-50.
 Lloyd '650' 1948-50.
 Morgan 3-wheeler 1948-52.
 Morris 5 cwt. Van 1946-53.
 Reliant 750 c.c. 3-wheeler 1946-54; 'Regal' Car (6 volt) 1953-58; 5 cwt. Van (6 volt) 1953-59; 6 cwt. Van and Truck (6 volt) 1954-55.
 Standard 8 1946-48.
 Vauxhall 12 1946-47.
 Wolseley 8 1946-48.

45077 MA6 6 volt.

A.C. Invalid Carriage 1947-53.
 Larmor Invalid Carriage 1948-54.
 Light Delivery Vehicles 'Bi-Van' and 'Tri-Van' 1951.

45093 LA12 12 volt.

Austin Petrol Tanker 1946-60.
 Morris Commercial Petrol Tanker 1951-52 and 1957-60.

45094 HA12 12 volt Insulated return.

Morgan 'Four Four' (Standard engine) 1949.

45102 HA12 12 volt.

Armstrong Siddeley 'Star' Limousine 1960.
 Austin A99 1959-60; B.M.C. 3 litre 'Princess' 1960; Austin-Healey '3000' 1959-60.
 Commer 'Cob' Series II 1960; ¾ ton Forward Control Van and Passenger Chassis 1960.
 Daimler SP250 Sports 1960.
 Fairthorpe 'Electron' and 'Electron Minor' (later) 1959-60; 'Atomota' and 'Zeta' 1960.
 Hillman 'Minx' Series IIIA 1959-60; 'Husky' Series II 1960.
 Rover 3 litre 1959-60.
 Singer 'Gazelle' Series IIIA 1959-60.
 Sunbeam 'Alpine' Sports and 'Rapier' 1959-60.
 Triumph TR3 1960.
 Wolseley 'Six Ninety-Nine' 1959-60.

45111 LA12 12 volt.

Lotus Mk. VII Series II (Ford 105E engine) 1960.
 Triumph 'Herald' 1959-60.

45113 LA12 12 volt.

Austin 'Seven' (850) 1959-60; ¼ ton Van 1960; A55 'Cambridge' 1959-60; Series IVFG Trucks 1960.
 M.G. 'Magnette' Mk. III 1959-60.
 Morris 'Mini-minor' (850) 1959-60; 'Mini-van' 1960; 'Oxford' Series V 1959-60.
 Morris Commercial Series IVFG Trucks 1960.
 Riley 'Four Sixty-Eight' 1959.
 Simca 'Aronde' 1960.
 Wolseley 'Fifteen Sixty' 1959-60.

45121 BA12 12 volt.

Aston Martin BD4GT 1960.

MAGNETO

44088 4VRA

Karrier 'Bantam' 1947-54.

LUCAS

SECTION

G

HEADLAMPS

EXTERNAL AND FLUSH FITTING

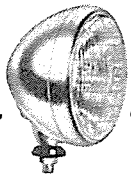
Model Interpretation

PREFIX

B	Brass (chromium plated) body.
D	Domed lens.
F	Flush fitting.
J	Jaguar.
L-H1-O ..	Lucas headlamp; double contact; 5" aperture.
L-H2-O ..	Lucas headlamp; single contact; 5" aperture.
L	Used on models normally fitted with separate reflector and lens to denote light unit.
M	Standard lamp with separate reflector and lens. Reflector held with rubber bead.
P	Projector.
R	Rolls-Royce.
S	Spigot fixing (S700 only).
SS	Side socket fixing.
U	Switch panel fitted in headlamp body.

SUFFIX

42	6" aperture.
80	8 $\frac{3}{4}$ " aperture; 7 $\frac{7}{8}$ " depth.
100	10 $\frac{1}{4}$ " aperture; 8" depth.
133	6" aperture; 7" depth, excluding lens.
134	6" aperture; 8" depth, excluding lens.
140	7 $\frac{1}{2}$ " aperture; 6" depth, excluding lens.
141	7 $\frac{1}{2}$ " aperture; 8 $\frac{1}{2}$ " depth, excluding lens.
143	7 $\frac{1}{2}$ " aperture; 6" depth, excluding lens.
147	7 $\frac{1}{2}$ " aperture; 7 $\frac{1}{2}$ " depth, excluding lens.
148	7 $\frac{1}{2}$ " aperture; 7 $\frac{1}{2}$ " depth, excluding lens.
163	8 $\frac{1}{2}$ " aperture; 8 $\frac{7}{16}$ " depth, excluding lens. As 166 except for method of fixing.
166	8 $\frac{1}{2}$ " aperture; 8 $\frac{7}{16}$ " depth, excluding lens. As 163 except for method of fixing.
575	5 $\frac{3}{4}$ " aperture.
575-1 ..	5 $\frac{3}{4}$ " aperture; special for Morris Motors.
700	7" aperture.
770	7.70" aperture.
EF	Export France.
EDS	Electric dip and switch.
LR	Special long range light unit.
P	Pilot light.




HEADLAMPS, External Fitting

INDEX

Part No.	Model	Page	Part No.	Model	Page	Part No.	Model	Page
50079B	MBD133	G10	50217A	MD141-EDS	G16	50344A	MB150-EDS	G20
50081B	MBD133-EDS	G12	50218A	MD141	G14	50345A	MB150	G20
50082B	MBD133	G10	50219A/F	MD134-1	G12	50349B	MBD166S	G22
50083B	MBD133-EDS	G12	50220D	MD134-1	G12	50364B	MD133P	G11
50086D	MBD134-1	G12	50221D	MD134-1	G12	50370A	L133P-3	G11
50087D	MBD134-EDS	G12	50222D	MD134-1	G12	50379A	MBD141	G15
50088A	FF133-1P	G11	50223D	MBD134-1	G12	50380A	MBD141	G15
50089A	FF133-EDS	G10	50224A/D	MBD134-1	G12	50383B	MBD148S	G20
50095A	MBD147-EDS	G19	50227A	MD141	G14	50384B	MBD148S	G20
50096A	MBD147	G18	50228A	MD141	G14	50385B	MBD166S	G22
50098A	MBD148	G20	50231A	MBD141	G14	50402A	MD143-EDS	G17
50102A	MBD140	G14	50232A	MBD141	G14	50403A	MD143	G16
50103A	MBD140-EDS	G13	50233A	MD145-EDS	G18	50406D	MD133	G10
50107A	MBD143-EDS	G17	50234A	MD145	G18	50413D	MD133-3EDS	G12
50108A	MBD143	G16	50235A	MD145	G18	50414D	MBD133P	G10
50124B	L-H1-O	G10	50236A	MD145	G18	50415D	MBD133P	G10
50129A	L-H2-O	G10	50237A	MD145	G18	50426A	FF133-1P	G11
50141A	L133-EDS	G12	50238A	MD145	G18	50427A	MD140	G15
50142A	L133	G10	50245A	MD140	G14	50431A	M147P-EDS	G19
50146D	MBD133-EDS	G12	50250A	LBD133-1EDS	G12	50432A	M147P	G19
50147B/D	MBD133-1	G10	50251A	MBD133	G11	50433A	MD148P-EDS	G20
50148D	MBD133-1	G10	50253B	MBD140-EDS	G13	50434A	MD148P	G21
50149D	MBD133-1	G10	50254B	MBD140	G14	50439A	MD140	G15
50150D	MBD166S-EDS	G21	50260D	MD133-1EDS	G12	50440A	MD140-EDS	G13
50151B	MBD166S	G22	50261D	MD133-1	G11	50441A	MD140	G15
50153A	MD140-1EDS	G13	50267D	MBD133-2	G11	50442A	MD140-EDS	G13
50154A	MD140-1	G14	50268D	MBD133-2	G11	50443A	MD140	G15
50155A	MBD147-EDS	G19	50273A/D	MBD166-1S	G22	50452A	MD140-EDS	G13
50156A	MBD147-3	G18	50274A	MBD147-1	G18	50453A	MD140	G15
50170D	MBD133-2	G10	50284A	MBD150	G20	50454A	MD140-EDS	G13
50171D	MBD133-EDS	G12	50285A	L-H1-O	G10	50455A	MD140	G15
50174A	MBD147-EDS	G19	50289D	MBD166S-EDS	G21	50458A	MBD140	G15
50175A	MBD147-4	G18	50291A	MBD140	G14	50459A	MBD140	G15
50176A	MBD147-1EDS	G19	50292D	M42	G11	50460D	MD140-EDS	G13
50177A	MBD147-1	G18	50300B	MBD143	G16	50461D	MD140-1	G15
50178A	LBD166	G22	50301B	MBD143	G16	50464A	MD140	G15
50181A	MBD166S-EDS	G21	50303A	L133	G11	50465A	MD140	G14
50182A	MBD166	G22	50304A	MBD147-3	G19	50472A	MBD148-EDS	G20
50185H	MU42	G29	50305A	MBD147-3	G19	50473A	MBD148	G21
50194A	MD145-EDS	G18	50306D	M42	G11	50474A	MBD148-EDS	G20
50195A	MD145	G18	50314B	MBD148S	G20	50475A	MBD148	G21
50196A	MBD141-EDS	G16	50315B	MBD148S	G20	50476A	MBD148	G21
50197A	MBD141	G14	50316A	MBD150S	G20	50478A	MD140-EDS	G13
50199D	MD134-EDS	G12	50317A	MBD150S	G20	50481A	MBD140-EDS	G13
50200D	MD134-1	G12	50319B	MD133P	G11	50482A	MBD140	G14
50201A	L133P	G11	50323A	MBD140	G14	50483A	MBD140	G14
50202A	L133P	G11	50324A	MBD140DP	G13	50490A	MBD140	G14
50203A/D	MBD166-1S	G22	50325B	MBD166S-EDS	G21	50491A	MBD140	G14
50204A	M140-EDS	G13	50326B	MBD166S	G22	50500A	MBD147-EDS	G19
50205A	M140	G14	50330D	MBD166S-EDS	G21	50507A	MBD147-4	G19
50210A	MBD148	G20	50331D	MBD166S	G22	50508A	MBD147-4	G19
50211A	MBD148	G20	50336A	M150-EDS	G20	50511A	MD140-EDS	G13
50213A	MBD148-EDS	G20	50337A	M150	G20	50512A	MD140	G14
50215D	MD134-1EDS	G12	50338A	M150	G20	50515A	MD140-1EDS	G13
50216D	MD134-1	G12	50339A	M150	G20	50516A	MD140	G14
						50519A	MD140	G15

HEADLAMPS, External Fitting



INDEX

Part No.	Model	Page	Part No.	Model	Page	Part No.	Model	Page
50523A	MBD140	G15	50659B	MD133-1	G11	50896B	S700	G22
50526D	MD133P	G10	50672A	MD143-EF	G17	50897B	S700	G22
50527D	MD133P	G10	50673A	MD143-EF	G17	50914B	S700	G22
50530B	MBD166-2S	G23	50706A	MU42	G29	50915B	S700	G23
50531B	MBD166-2S	G23	50707A	MBD143-EDS	G17	50929A	MD133P	G11
50540B	MBD163-1EDS	G21	50708A	MBD143	G17	50947A	SS700P	G23
50541B	MBD163-1	G21	50709A	MBD143	G16	50950A	M42	G11
50542B	MBD163-1	G21	50710A	MBD143	G16	50985A	S700	G23
50543B	MBD163-1	G21	50711A	MD143-EDS	G17	50986A	S700	G23
50549A	L133P-3	G10	50712A	MD143	G16	50987A	S700-EF	G23
50554B	MBD166S	G23	50713A	MD143	G16	50988A	S700	G23
50555A	MD141-EDS	G16	50714A	MD143	G16	50989A	S700	G23
50556A	MD141	G15	50716D	MBD140-EDS	G13	50990A	S700	G23
50557A	MD141-EDS	G16	50717D	MBD140	G15	50991A	S700-EF	G23
50558A	MD141	G15	50718F	MBD140	G15	50995A	S700	G24
50561A	MD141E	G15	50719A	MBD141-EDS	G16	50996A	S700	G24
50562A	MD141E	G15	50720A	MBD141	G15	51014A/F	S700	G24
50565A	MBD141E	G15	50728D	S700	G22	51015A/F	S700	G24
50566A	MBD141E	G15	A50728D	S700	G22	51016A/F	S700	G24
50569B	MD133P	G10	B50728D	S700	G22	51017A	S700	G24
50570B	MD133P	G10	50729D	S700	G22	51018A	S700	G24
50580B	MBD166	G23	50730A	L-H-O	G10	51023E	S700	G24
50581B	MBD166	G23	50741A	MBD148S	G21	51024E	S700	G24
50583A	MD140-EDS	G13	50742A	MBD148S	G21	51025F	S700	G24
50584A	MD140-1	G15	50743A	MBD148S	G21	51026A	S700	G24
50585A	MD140-1	G15	50746B	MD133P	G11	51027A	S700	G24
50588A/D	MBD143-EDS	G17	50752A	MBD140-EDS	G13	51029A	S700	G24
50589A/D	MD143	G16	50753A	MBD140	G15	51076A	SS575	G24
50591A	MBD143-EDS	G17	50775E	S700	G22	51078E	S700	G24
50592A	MBD143	G17	50798D	S700	G22	51079E	S700	G24
50593A	MBD143	G17	50821D	S700	G22	51080E	S700	G24
50594A	MBD143	G17	A50821D	S700	G22	51138A	MD134-1	G12
50595A	MBD140-EDS	G13	B50821D	S700	G23	51139A	MD134-1	G12
50596A	MBD140-EDS	G13	50854D	S700	G23	51140A	MD134-1	G12
50600B	MBD166S-EDS	G21	A50854D	S700	G23	51331A	MBPL147	G19
50601B	MBD166S	G23	B50854D	S700	G23	51353A	S700	G24
50602A	MD143	G17	50855B	S700	G23	51354A	S700	G24
50603A	MD143	G17	50861A	MBD166-EDS	G21	51355A	S700	G24
50606B	M140	G15	50862A	MBD166S	G23	51405A	S700	G24
50607B	M140	G15	50869D	S700	G23	51473A	MBL140	G15
50623A	MBD148	G21	A50869D	S700	G23	51644A/D	ML143	G17
50624A	MBD147-EDS	G19	B50869D	S700	G23	51645A/D	ML143	G17
50625A	MBD147-3	G19	50870D	S700	G23	51651A	S700EF	G24
50632D	MD133P-3	G11	50873A/B	S700	G23	51671A	ML143	G17
50633D	MD133P-3	G11	50876B	S700-EF	G22	51673A	ML143	G17
50634A	MBD147-3	G19	50877B	S700	G22	51674A	ML143	G17
50635A	MBD147-3	G19	50892A	MBPL147	G19	51675A	ML143-EF	G17
50645A/D	MBD133P	G11	A50892A	MBPL147	G19	51676A	ML143-EF	G17
50646A/D	MBD133P	G11	B50892A	MBPL147	G19	51677A/B	ML143	G17
50647B	MBD133P	G11	50893A	MBPL147	G19	51678A/B	ML143	G17
50648B	MBD133P	G11	50894A	MBPL147	G19	51682A	S700	G24
50649A/B	MD133P-3	G11	A50894A	MBPL147	G19	51906A	SS700	G24
50654A	MBD148	G21	B50894A	MBPL147	G19	58295A	S700	G24
50655A	MBD166S	G23	50895B	S700	G22	58464A	S700	G24
50656A	MBD166	G23	A50895B	S700	G22	506096	LBD166-2EDS	G21
50657A	MBD166S	G23	B50895B	S700	G22	506097	LBD166S	G23

MODELS P80, P100 AND R100

DETAILED SPARE PARTS

Part No.	‡50161A	‡50162A	50163B	50164B	50307A/B	50329A	‡50355A	50428A	50489B
Model	P80-2EDS	P80-2	P100LS-EDS	P100LS	P100LS-EDS	R100S	P80-2	R100S	P100L
Finish	Chromium	Chromium	Chromium	Chromium	Chromium	Chromium	Chromium	Chromium	Chromium
§Rim or door	551604	551604	506587	506587	506587	506587	551604	506587	506587
Pin, joint, with cap	—	—	—	—	—	—	—	—	—
§ Wires, lens fixing	551603	—	506500	506500	506500	506500	551603	506500	506500
§ Bead, rubber	506502	506502	506502	506502	506502	506502	506502	506502	506502
§Lens or glass	500371	500371	509689	509689	509689	506411	500371	506411	509689
Motif, with fixing screws	—	—	506589	506589	506589	506588	—	506588	506589
§Dipper unit, with fixing screws	57017	—	509610	—	509610	—	—	—	—
§Fuse	188232	—	188236	—	188236	—	—	—	—
Clip and screw, bulb holder fixing	551807	551807	510049	510049	510049	510049	551807	510049	551807
Screw	132544	132544	132544	132544	132544	132544	132544	132544	132544
§Bulb holder or adaptor	504804	504804	509684	509684	509684	509684	504801	507701	504801
§Backshell	—	—	509607	509607	509639	509607	—	509607	509678
Backshell, with bulb holder	—	—	—	—	—	—	—	—	—
§Reflector or light unit	—	—	506595	506595	509648	506594	—	506594	506595
Spring and cover	—	—	506593	506593	506593	506593	—	506593	506593
Clip, reflector securing	551671	—	—	—	—	—	—	—	—
Ball, reflector securing	510109	—	—	—	—	—	—	—	—
Spring, backshell securing	551669	—	511658	511658	511658	511658	—	511658	511658
Spring, reflector return	—	—	506504	506504	506504	506504	—	506504	506504
§Bulb	57	57	87	87	87	87	171	182	—
Bracket, bulb shield	—	—	—	—	—	506457	—	506457	—
Medallion, with nut and washer	—	—	—	—	—	506591	—	506591	—
Button, centre	—	—	505310	505310	505310	—	—	—	505310
Shield, bulb	—	—	509669	509669	509669	—	—	—	509669
Tripod	—	—	506506	506506	506506	—	—	—	506506
§Wires, light unit fixing	—	—	—	—	—	—	—	—	—
§Rim, unit	—	—	—	—	—	—	—	—	—
§Rim, extension	—	—	506598	506598	509649	506597	—	506597	506598
§Buffer, rubber	—	—	506473	506473	506473	506473	—	506473	506473
§Junction box	—	—	501398	501398	501398	501398	—	501398	501398
Base	—	—	506585	506585	506585	506585	—	506585	506585
Screw, base fixing	—	—	118540	118540	118540	118540	—	118540	118540
§Nut, lamp fixing	170288	170288	170288	170288	170288	500357	—	500357	170288
Washer, lamp fixing	—	—	188349	188349	188349	188349	—	188349	188349
Screw, rim locking	500362	500362	122431	122431	122431	122431	500362	122431	122431
Motif, body	—	—	506582	506582	506582	506582	—	506582	506582
§Bead, rubber	—	—	506503	506503	506503	506503	—	506503	506503
§Sundry parts, set	—	—	553652	553652	553652	553652	—	553652	553652

‡ Complete lamp no longer available, return old unit for repair

§ Recommended spares for stock

For illustrations, see page G6

continued

**MODELS P80, P100 AND R100
DETAILED SPARE PARTS**

Part No.	50502A	50532A	50533A	50628A	50693A	50731A	50773B	50816B	50820A
Model	P100LS-EDS	P100LS-EDS	P100LS	P100LS	R100S-EF	R100S-EDS	P100	R100	R100L-EF
Finish	Chromium	Chromium	Chromium	Chromium	Chromium	Chromium	Chromium	Chromium	Chromium
§Rim or door	506587	506587	506587	506587	506587	506587	506587	506587	506587
Pin, joint, with cap	—	—	—	—	—	—	—	—	—
§ Wires, lens fixing	506500	506500	506500	506500	506500	506500	506500	506500	506500
§ Bead, rubber	506502	506502	506502	506502	506502	506502	506502	506502	506502
§Lens or glass	506508	509689	509689	509689	506411	506411	506411	506411	506508
Motif, with fixing screws	506589	506589	506589	506589	506588	506588	506589	506588	506589
§Dipper unit, with fixing screws	509610	509610	—	—	—	509610	—	—	—
§Fuse	188236	188236	—	—	—	188236	—	—	—
Clip and screw, bulb holder fixing	510049	510049	510049	510049	—	510049	—	—	—
Screw	132544	132544	132544	132544	—	132544	—	—	—
§Bulb holder or adaptor	509684	509684	509684	507701	562303	509684	860895	—	562303
§Backshell	509607	509607	509607	509607	—	509607	—	—	—
Backshell, with bulb holder	—	—	—	—	506481	—	—	—	506481
§Reflector or light unit	506595	506595	506595	506595	509623	506594	506595	506595	553674
Spring and cover	506593	506593	506593	506593	506593	506593	506593	506593	506593
Clip, reflector securing	—	—	—	—	—	—	—	—	—
Ball, reflector securing	—	—	—	—	—	—	—	—	—
Spring, backshell securing	511658	511658	511658	511658	511658	511658	511658	511658	511658
Spring, reflector return	506504	506504	506504	506504	506504	506504	506504	506504	506054
§Bulb	96	96	96	182	—	96	303	—	—
Bracket, bulb shield	—	—	—	—	506457	506457	—	—	—
Medallion, with nut and washer	—	—	—	—	506591	506591	—	—	—
Button, centre	505310	505310	505310	505310	—	—	—	—	505310
Shield, bulb	509669	509669	509669	509669	—	—	—	—	509669
Tripod	506506	506506	506506	506506	—	—	—	—	506506
§Wires, light unit fixing	—	—	—	—	—	—	504665	504665	—
§Rim, unit	—	—	—	—	—	—	553642	553642	—
§Rim, extension	506598	506598	506598	506598	506597	506597	553664	553664	506598
§Buffer, rubber	506473	506473	506473	506473	506473	506473	506473	506473	506473
§Junction box	501398	501398	501398	501398	501398	501398	501398	501398	501398
Base	506585	506585	506585	506585	506585	506585	506585	506585	506585
Screw, base fixing	118540	118540	118540	118540	118540	118540	118540	118540	118540
§Nut, lamp fixing	500357	500357	500357	500357	500357	500357	500357	500357	500357
Washer, lamp fixing	188349	188349	188349	188349	188349	188349	188349	188349	188349
Screw, rim locking	122431	122431	122431	122431	122431	122431	122431	122431	122431
Motif, body	506582	506582	506582	506582	506582	506582	506582	506582	506582
§Bead, rubber	506503	506503	506503	506503	506503	506503	506503	506503	506503
§Sundry parts, set	553652	553652	553652	553652	553652	553652	553652	553652	553652

HIGH POWER PROJECTORS

50502 — 50820

§ Recommended spares for stock



HIGH POWER PROJECTORS

MODELS P80, P100 AND R100

RIM OR DOOR

506587

551604

REFLECTOR

505332

506597 (Special for Rolls Royce)
506598 (Non-Dip)
509649 (Vertical Dip)
553664 (Special piercing)

RIM, EXTENSION

553642

506503

BEADS (Rubber)

506502

509653

TRIPODS

505309

Button 505310 (Black)

506506

506594 (Facetted)
506595 (Plain)
509623 (Facetted-Export France)
509648 (Plain-Vertical Dip)
553674 (Plain-Export France)

DIPPER UNIT

57017
509610 (Insul. Return)

504801

504804

BULBHOLDERS

507701

509684

562303

860895

Backshell and Bulbholder (Typical)

MOTIF

506582

WIRES Fixing

506588

506589

170288

500357

SUNDRY PARTS SET

504665

553652

JUNCTION BOX

501398

Screw 122431

Bulbshield 509669

Base 506585

506457

506591

506593

506500 (P100 Type)
551603 (P80 Type)

MODELS P100 R100

For illustrations and details of headlamp lenses, see pages G4 and G5

HEADLAMPS, External Fitting



RIM OR DOOR ASSEMBLIES

Prism 509754

507577

509744

534343

553435

551361
551075 (Chrome)
508718 (Chrome)

Rim, Extension

506860

553248

553080
509484 (Chrome)

552261

508248

BRACKETS, ACTION

508595

509739

509740

REFLECTORS

501875

508247
509745 (with pilot)
508596 (Single Contact)

509793

553145 (Single Contact)
553148 (Double Contact)

506854 (Single Contact)
506855 (Double Contact)
551912 (Double Contact with pilot)

508755 (9 1/8" Dia.)
507002 (8 5/8" Dia.)
509746 (6" Dia.)
508278 (For 3 pin Adaptor)

553147 (Double Contact main)
(Single Contact pilot)

553146 (Single Contact main and pilot)

553159

551966 (Double Contact)
551998 (Single Contact)

553759

555447

553921
516798 (with pilot)
553695 (SS575 Type)
553925 (Vertical dip)

553940
553948 (Silvered Reflector)
555275 (with pilot)
54520148 (for 3 pin adaptor)

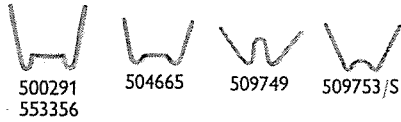
553961

For illustrations and details of headlamp lenses, see pages G69 and G70



HEADLAMPS, External Fitting

FIXING WIRES



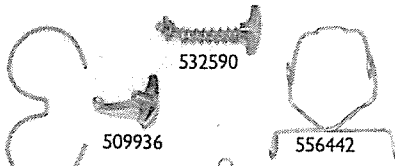
500291
553356

504665

509749

509753/S

CATCH ASSEMBLIES



532590

509936

556442

Spring
509191

500186
551669

Sleeve
188818



500181



504804




504801



552943




553738



553724

Sleeve
555910

554602 (Double Contact)
554607 (Single Contact)



860895
555009 (With Pilot)



553780



554710




554354



562303

BULBHOLDERS, INTERIORS AND ADAPTORS

Screw
186130



Ammeter
36184


516387



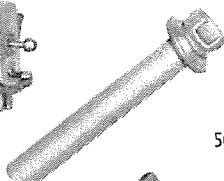
365227



523986



57016 (6v)
57017 (12v)



505525




505626


Roller 351660
Plunger 351661
Spring 351662




351501



503970

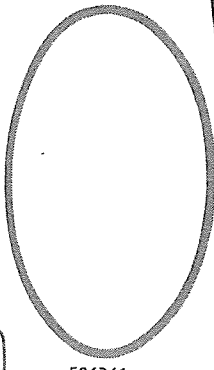


508736

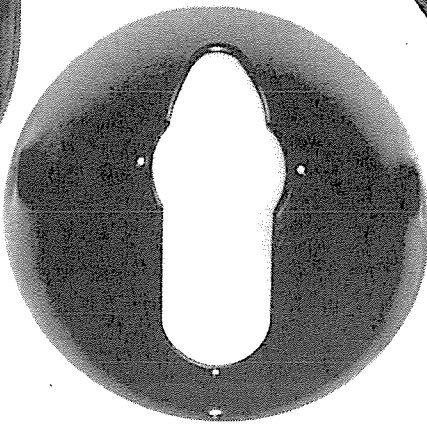


509724

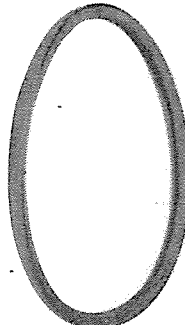
507088 (9" dia)
507154 (9 3/8" dia)
509201 (8 3/8" dia)
553065 (7" dia)



506361



516293



551959

For illustrations and details of headlamp lenses, see pages G69 and G70

HEADLAMPS (with Switch Panels), External Fitting

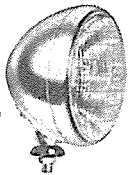


DETAILED SPARE PARTS

Part No... .. .	50185H MU42 Black, C.P.R. —	†50706A MU42 Black, C.P.R. (50185)
Model		
Finish		
Replaced by (see footnote)		
§Instrument panel, complete	516387	516387
Screw, panel fixing	186130	186130
§ Ammeter	36184	36184
§ Ring, rubber	523986	523986
§ Nut, terminal	166043	166043
§ Washer, spring, terminal	185022	185022
Warning light	365227	365227
§ Bulb	998	998
§ Switch, lighting	34080	34080
§ Key	344715	344715
§ Handle, with fixing screws	‡344729	344729
Screw, fixing	—	—
Shaft, headpiece	—	—
Roller, contact	—	—
Plunger, contact	—	—
Spring, contact plunger	—	—
Screw, terminal	120560	120560
Spring, switch fixing	—	—
§ Ring, rubber, fixing	523986	523986
Screw, cable clip	186128	113100
Washer, cable clip	188453	—
§Rim or door	509484	509484
§ Wire, fixing	509753/S	509753/S
§ Lens	550875	550875
§Screw or catch, rim fixing	509936	509936
Spring, rim catch	509191	509191
§Bead, rubber, reflector	553065	553065
Plate, rim fixing	—	—
§Light unit or reflector	553147	553147
§Bulb holder	504801	504801
§ Sleeve, terminal	188818	188818
Clip and screw	551807	551807
§Bulb holder or plate, pilot	—	—
§ Interior, pilot	500181	500181
§Bead, pilot bulb holder	—	—
Grommet, cable entry	—	—
Washer, cable grip, pilot	516285	—
§Screw, lamp fixing	112201	112201
Washer, lamp fixing screw	137141	137141
Body	516293	—
§Bulb, main	168	168
§Bulb, pilot	200	200

For illustrations, see pages G7–G8

Note. For replacement spare parts, see appropriate column under part number † When ordering, quote part number shown in brackets
 ‡ Cover, ignition § Recommended spares for stock C.P.R. .. Chromium plated rim



HEADLAMPS, External Fitting

DETAILED SPARE PARTS

LH Dipping (Double Filament) and Non-dip Models

Part No.	50124B L-H1-O Black	50129A L-H2-O Black	†50285A L-H1-O Black (50124)	50730A L-H-O Black
Replaced by (see footnote)	—	—	—	—
§Rim or door	552261	552261	552261	552261
§ Glass	552282	552282	552282	552282
§ Wires, glass fixing	504665	504665	504665	504665
§Bead, rubber	551959	551959	551959	551959
§Reflector	551966	551998	551966	551966
§ Bulb holder	504801	504804	504801	504801
§ Sleeve, terminal	555910	555910	555910	555910
Clip and screw, bulb holder clamping	551807	551807	551807	551807
§Bulb, main, 12 volt	171	57	171	5
§Bulb, main, 6 volt	109	106	—	—
Nut, fixing bolt	180377	180377	180377	180377
Washer, fixing bolt	188349	188349	188349	188349
§Screw, rim fixing	552255	552255	552255	552255
§Bolt, lamp fixing	503014	503014	503014	503014

FF133-EDS Dipping Reflector Model

Part No.	*50089A FF133-EDS C.P.R.
§Rim or door	509744
§ Glass	509757
§ Wires, lens fixing	509753/S
§Bead, rubber	†509724 506361
§Reflector	509745
§ Bulb holder, interior, main	500181
§ Sleeve, terminal	555910
§ Bulb holder, interior, pilot	500181
§Bulb, main, 6 volt	106
§Bulb, pilot, 6 volt	200
§Dipper unit	57016
§ Fuse	188235
Bracket, action	509739
Screw, rim catch	113531
Prism	509754
Wires, prism fixing	509749

LBD and MBD133 Dipping (Double Filament) and Non-dip Models

Part No.	50079B MBD133 Chromium	50082B MBD133 Chromium	†50142A L133 Black (50079)	50147B MBD133-1 Chromium	50147D MBD133-1 Chromium	50148D MBD133-1 Chromium	†50149D MBD133-1 Chromium (50147)	50170D MBD133-2 Chromium
(1) §Rim or door	509484	509484	553080	509484	509484	509484	509484	509484
(2) § Glass	550875	550875	516144	550875	550875	550875	550875	550875
(3) § Wires, glass fixing	509753/S	509753/S	500291	509753/S	509753/S	509753/S	509753/S	509753/S
(4) §Bead, rubber	553065	553065	506361	553065	553065	553065	553065	553065
(5) §Reflector	553145	553145	*508571	553145	553145	553148	553148	553145
(6) § Bulb holder or interior	500181	500181	500181	500181	504801	504801	504801	500181
(7) § Interior, pilot	—	—	—	—	—	—	—	—
(8) §Sleeve, terminal	—	555910	—	555910	555910	555910	555910	555910
(9) §Bulb, 12 volt	57	—	57	—	—	—	—	—
(10) §Bulb, 6 volt	106	106	106	106	168	168	168	106
(11) Nut, fixing bolt	183940	183940	181261	170290	170290	170290	170290	180377
(12) Washer, fixing bolt	188350	188350	188350	188350	188350	188350	188350	188349
(13) §Bolt, lamp fixing	505626	505626	505626	505626	505626	505626	505626	503970
(14) §Catch or screw, rim fixing	509936	509936	552255	509936	509936	509936	509936	509936
(15) Spring, rim catch	509191	509191	—	509191	509191	509191	509191	509191

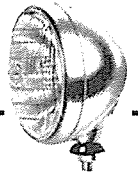
LBD and MBD133—continued

Part No.	†50406D MD133 Black	50414D MBD133P Chromium	50415D MBD133P Chromium	†50526D MD133P Black (50364)	†50527D MD133P Black (50364)	†50549A L133P-3 Black (50746)	50569B MD133P Black	†50570B MD133P Black (50319)
(1) §Rim or door	553080	509484	509484	553080	553080	553080	553080	553080
(2) § Glass	550875	503403	503403	550875	550875	516199	550875	550875
(3) § Wires, glass fixing	509753/S	500291	500291	509753/S	509753/S	500291	509753/S	509753/S
(4) §Bead, rubber	553065	553065	553065	553065	553065	506361	553065	553065
(5) §Reflector	553148	553147	553147	553147	553147	—	553147	553146
(6) § Bulb holder or interior	504801	504801	504801	504801	504801	500181	504801	504804
(7) § Interior, pilot	—	500181	500181	500181	500181	—	500181	500181
(8) §Sleeve, terminal	555910	555910	555910	555910	555910	555910	555910	555910
(9) §Bulb, 12 volt	—	—	—	—	—	—	171 #207	57 #207
(10) §Bulb, 6 volt	168	168 #200	168 #200	168 #200	168 #200	106 #200	—	—
(11) Nut, fixing bolt	183940	183940	183940	183940	183940	180377	183940	183940
(12) Washer, fixing bolt	188350	188350	188350	188350	188350	188349	188350	188350
(13) §Bolt, lamp fixing	505626	505626	505626	505626	505626	505626	505626	505626
(14) §Catch or screw, rim fixing	509936	509936	509936	509936	509936	552255	509936	509936
(15) Spring, rim catch	509191	509191	509191	509191	509191	—	509191	509191

For illustrations, see pages G7-G8

Note. For replacement lamp spare parts, see appropriate column under part number * See Supersession Chart
 † When ordering, quote part number shown in brackets ‡ Body fixing § Recommended spares for stock ¶ Pilot C.P.R. . . Chromium plated rim

HEADLAMPS, External Fitting



DETAILED SPARE PARTS

FF133

Dipping (Double Filament) and Non-dip Models

Part No.	*50088A	50426A
Model	FF133-1P	FF133-1P
Finish	C.P.R.	C.P.R.
§Rim or door	509744	509744
§ Glass	509757	509757
§ Wires, glass fixing	509753/S	509753/S
§ Bead, rubber	‡509724	‡509724
	506361	506361
§ Reflector	509746	509793
§ Bulbholder or interior, main	500181	504801
§ Sleeve, terminal	555910	555910
§ Bulb holder interior, pilot	500181	500181
§ Clip and screw, bulb holder clamping	—	551807
§ Bulb, main, 6 volt	106	168
§ Bulb, pilot, 6 volt	200	200
§ Screw, rim fixing	113531	113531
§ Prism	509754	509754
§ Wires, prism fixing	509749	509749

M42 Dipping (Double Filament) Models

Part No.	†50292D	†50306D	†50950A
Model	M42	M42	M42
Finish	Black,	Black,	Black
Replaced by (see footnote)	C.P.R.	C.P.R.	Black
	(51906)	(50947)	(51906)
§Rim or door	509484	509484	553080
§ Glass	550875	550875	550875
§ Wires, glass fixing	509753/S	509753/S	509753/S
§ Bead, rubber	553065	553065	553065
§ Reflector	553148	553147	553148
§ Bulb holder	504801	504801	504801
§ Sleeve, terminal	555910	555910	555910
§ Bulb holder interior, pilot	—	500181	—
§ Clip and screw, bulb holder clamping	551807	551807	551807
§ Bulb, 12 volt	—	—	171
§ Bulb, 6 volt	168	168 ‡200	168
§ Washer, fixing bolt	137141	137141	137141
§ Catch, rim fixing	509936	509936	509936
§ Spring, rim catch	509191	509191	509191
§ Screw, lamp fixing	112201	112201	112201

LBD and MBD133 Dipping (Double Filament) and Non-dip Models—continued

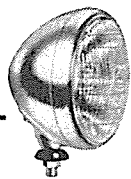
†50201A L133P Black (50364)	†50202A L133P Black (50364)	†50251A MBD133 Chromium (50147)	50261D MBD133-1 Black (50659)	50267D MBD133-2 Chromium —	50268D MBD133-2 Chromium —	50303A L133 Black (50406)	50319B MD133P Black —	50364B MD133P Black —	†50370A L133P-3 Black (50649)
553080	553080	509484	553080	509484	509484	553080	553080	553080	553080 (1)
516199	516199	503403	550875	550875	550875	516144	550875	550875	516199 (2)
500291	500291	500291	509753/S	509753/S	509753/S	500291	509753/S	509753/S	500291 (3)
506361	506361	506361	553065	553065	553065	503631	553065	553065	506361 (4)
*551809	*551809	*508751	553145	553148	553148	553148	553146	553147	— (5)
504801	504801	500181	500181	504801	504801	504801	504804	504801	— (6)
500181	500181	—	—	—	—	—	500181	500181	500181 (7)
—	—	555910	555910	555910	555910	555910	555910	555910	555910 (8)
—	—	—	57	—	—	171	1 ‡207	171 ‡207	171 ‡207 (9)
183 ‡200	183 ‡200	106	—	168	168	—	—	—	— (10)
183940	183940	170290	170290	180377	180377	181261	183940	183940	180377 (11)
188350	188350	188350	188350	188349	188349	188350	188350	188350	188350 (12)
505626	505626	505626	505626	503970	503970	503014	505626	505626	505626 (13)
552255	552255	552255	509936	509936	509936	—	509936	509936	552255 (14)
—	—	—	509191	509191	509191	—	509191	509191	— (15)

LBD and MBD133—continued

†50632D MD133P-3 Black (50649)	†50633D MD133P-3 Black (50746)	50645A/D MBD133P Chromium —	50646A/D MBD133P Chromium —	†50647B MBD133P Chromium (50645)	†50648B MBD133P Chromium (50646)	50649A/B MD133P-3 Black —	50659B MD133-1 Black, C.P.R. —	50746B MD133P Black —	50929A MD133P Black —
553080	553080	509484	509484	509484	509484	553080	509484	553080	553080 (1)
550875	550875	550875	550875	550875	550875	550875	550875	550875	550875 (2)
509753/S	509753/S	509753/S	509753/S	509753/S	509753/S	509753/S	509753/S	509753/S	509753/S (3)
553065	553065	553065	553065	553065	553065	553065	553065	553065	553065 (4)
553147	553146	553147	553146	553147	553146	553147	553145	553146	553159 (5)
504801	504804	504801	504804	504801	504804	504801	500181	504804	504801 (6)
500181	500181	500181	500181	500181	500181	500181	—	500181	504801 (7)
555910	555910	555910	555910	555910	555910	555910	—	555910	555910 (8)
171 ‡207	57 ‡207	171 ‡207	57 ‡207	—	—	171 ‡207	—	1 ‡207	5 ‡209 (9)
168 ‡200	106 ‡200	—	—	168 ‡200	106 ‡200	168 ‡200	106	106 ‡200	— (10)
180377	180377	183940	183940	183940	183940	180377	170290	180377	183940 (11)
188349	188349	188350	188350	188350	188350	188349	188350	188349	188350 (12)
503970	503970	505626	505626	505626	505626	503970	505626	503970	505626 (13)
509936	509936	509936	509936	509936	509936	509936	509936	509936	509936 (14)
509191	509191	509191	509191	509191	509191	509191	509191	509191	509191 (15)

For illustrations, see pages G7–G8

Note. For replacement lamp spare parts, see appropriate column under part number * See Supersession Chart † When ordering, quote part number shown in brackets ‡ Body fixing § Recommended spares for stock ¶ Pilot C.P.R. . . Chromium plated rim continued



HEADLAMPS, External Fitting

DETAILED SPARE PARTS

LBD and MBD133-EDS Dipping Reflector Models

Part No.	50081B MBD 133-EDS	50083B MBD 133-EDS	+50141A L133-EDS	50146D MBD 133-EDS	50171D MBD 133-EDS	†50250A LBD 133-1EDS	50260D MD 133-1EDS	50413D MD 133-EDS
Model	Chromium	Chromium	Black (50081)	Chromium	Chromium	Chromium (51046)	Black	Black
Finish	—	—	—	—	—	—	—	—
Replaced by (see footnote)	—	—	—	—	—	—	—	—
§Rim or door	509484	509484	553080	509484	509484	509484	553080	553080
§ Glass	550875	550875	516144	550875	550875	503403	550875	550875
§ Wires, glass fixing	509753/S	509753/S	509753/S	509753/S	509753/S	500291	509753/S	509753/S
§Bead, rubber	553065	553065	506361	553065	553065	506361	553065	553065
§Reflector	508596	508596	508596	508596	508596	508596	508596	508596
§ Bulb holder or interior	500181	500181	500181	500181	500181	500181	500181	500181
§ Sleeve, terminal	555910	555910	555910	555910	555910	555910	555910	555910
§Bulb, 12 volt	57	—	57	—	—	—	57	57
§Bulb, 6 volt	106	106	106	106	106	106	—	—
§Dipper unit	57016	57016	57017	57016	57016	57016	57017	57017
§ Fuse	188235	188235	188235	188235	188235	188235	188232	188232
§Bracket, action	508595	508595	508595	508595	508595	508595	508595	508595
Nut, fixing bolt	183940	183940	181261	170290	180377	170290	170290	180377
Washer, fixing bolt	188350	188350	—	188350	188349	188350	188350	188349
§Bolt, lamp fixing	505626	505626	—	505626	503970	505626	505626	503970
§Catch, rim fixing	509936	509936	552255	509936	509936	552255	509936	509936
Spring, rim catch	509191	509191	—	509191	509191	—	509191	509191

MBD134 Dipping (Double Filament) and Non-dip Models

Part No.	†50086D	50200D	†50216D	50219A/F	50220D	†50221D	†50222D	†50223D	†50224A/D
Model	MBD134-1	MD134-1	MD134-1	MD134-1	MD134-1	MD134-1	MD134-1	MBD134-1	MBD134-1
Finish	Chromium	Black, C.P.R.	Primer, C.P.R.	Black, C.P.R.	Black, C.P.R.	Black, C.P.R.	Primer, C.P.R.	Chromium	Chromium
Replaced by (see footnote)	—	—	(50200)	—	—	(50219)	(50220)	(50219)	(50220)
§Rim or door	509484	509484	509484	509484	509484	509484	509484	509484	509484
§ Glass	550875	550875	550875	550875	550875	550875	550875	550875	550875
§ Wires, glass fixing	509753/S	509753/S	509753/S	509753/S	509753/S	509753/S	509753/S	509753/S	509753/S
§Bead, rubber	553065	553065	553065	553065	553065	553065	553065	553065	553065
§Reflector	553145	553145	553145	553148	553148	553148	553148	553148	553148
§ Bulb holder or interior, main	500181	500181	500181	504801	504801	504801	504801	504801	504801
§ Sleeve, terminal	555910	555910	555910	555910	555910	555910	555910	555910	555910
Clip and screw, bulb holder clamp- ing	—	—	—	551807	551807	551807	551807	551807	551807
§Bulb, 12 volt	57	57	—	171	171	—	—	171	171
§Bulb, 6 volt	106	106	106	169	169	169	169	169	169
Nut, fixing bolt	180364	180364	180364	180364	180364	180364	180364	180364	180364
Washer, fixing bolt	188349	188349	188349	188349	188349	188349	188349	188349	188349
§Catch, rim fixing	509936	509936	509936	509936	509936	509936	509936	509936	509936
Spring, rim catch	509191	509191	509191	509191	509191	509191	509191	509191	509191

MBD134—continued

Part No.	†51138A	†51139A	†51140A
Model	MD 134-1	MD 134-1	MD 134-1
Finish	Black	Black	Black
Replaced by (see footnote)	(50200)	(50219)	(50220)
§Rim or door	553080	553080	553080
§ Glass	550875	550875	550875
§ Wires, glass fixing	509753/S	509753/S	509753/S
§Bead, rubber	553065	553065	553065
§Reflector	553145	553148	553148
§ Bulb holder or interior, main	500181	504801	504801
§ Sleeve, terminal	555910	555910	555910
Clip and screw, bulb holder clamp- ing	—	551807	551807
§Bulb, 12 volt	57	171	171
§Bulb, 6 volt	—	169	169
§Dipper unit	—	—	—
Nut, fixing bolt	180364	180364	180364
Washer, fixing bolt	188349	188349	188349
§Catch, rim fixing	509936	509936	509936
Spring, rim catch	509191	509191	509191


MBD134-EDS Dipping Reflector Models

Part No.	†50087D	50199D	†50215D
Model	MBD 134-EDS	MD 134-EDS	MD 134-1EDS
Finish	Chromium	Black, C.P.R.	Primer, C.P.R.
Replaced by (see footnote)	—	—	(50199)
§Rim or door	509484	509484	509484
§ Glass	550875	550875	550875
§ Wires, glass fixing	509753/S	509753/S	509753/S
§Bead, rubber	553065	553065	553065
§Reflector	508596	508596	508596
§ Bulb holder, interior	500181	500181	500181
§ Sleeve, terminal	555910	555910	555910
Clip and screw, bulb holder clamping	—	—	—
§Bulb, 12 volt	57	—	—
§Bulb, 6 volt	—	106	106
§Dipper unit	57017	57016	57016
§ Fuse	188232	188235	188235
Nut, fixing bolt	180364	180364	180364
Washer, fixing bolt	188349	188349	188349
§Catch, rim fixing	509936	509936	509936
Spring, rim catch	509191	509191	509191

For illustrations, see pages G7-G8

Note. For replacement lamp spare parts, see appropriate column under part number † When ordering, quote part number shown in brackets
 ‡ Complete lamp no longer available; return old unit for repair C.P.R. . . Chromium plated rim

HEADLAMPS, External Fitting



DETAILED SPARE PARTS

MBD140-EDS Dipping Reflector Models

Part No.	†50103A MBD140-EDS Chromium (50752)	†50153A MD140-1EDS Black, C.P.R. (50511)	†50204A M140-EDS Black, C.P.R. (50511)	†50253B MBD140-EDS Chromium (50752)	†50324A MBD140-DP Chromium —	50440A MD140-EDS Black, C.P.R. —
§Rim or door	507577	507577	507577	507577	507577	507577
§ Glass	551308	551308	516173	551308	504224	507586
§ Wires, glass fixing	500291	500291	500291	500291	500291	500291
§Bead, rubber	509201	509201	509201	509201	509201	509201
§Reflector	508247	508247	508247	508247	—	508247
§ Bulb holder	504804	504804	504804	504804	504804	504804
§ Sleeve, terminal	555910	555910	555910	555910	555910	555910
Clip and screw, bulb holder clamping	551807	551807	551807	551807	551807	551807
§Bulb, 12 volt	57	57	57	57	57	57
Nut, fixing bolt	180377	180377	180377	180377	180377	180377
Washer, fixing bolt	188349	188349	188349	188349	188349	188349
§Catch, rim fixing	509936	509936	509936	509936	509936	509936
Spring, rim catch	509191	509191	509191	509191	509191	509191
§Bolt, lamp fixing	503014	503014	503014	503014	503014	503014
Dipper unit	57017	57017	57017	57017	—	57017
Fuse	188232	188232	188232	188232	—	188232
Rim, extension	508248	508248	508248	508248	—	508248

MBD140-EDS—continued

Part No.	†50442A MD140-EDS Black, C.P.R. (50440)	†50452A MD140-EDS Black, C.P.R. (50511)	†50454A MD140-EDS Black, C.P.R. (50511)	†50460D MD140-EDS Black, C.P.R. (50511)	†50478A MD140-EDS Black, C.P.R. (50511)	†50481A MBD140-EDS Chromium (50752)
§Rim or door	507577	507577	507577	507577	507577	507577
§ Glass	507586	507586	507586	507586	507586	507586
§ Wires, glass fixing	500291	500291	500291	500291	500291	500291
§Bead, rubber	509201	509201	509201	509201	509201	509201
§Reflector	508247	508247	508247	508247	508247	508247
§ Bulb holder	504804	504804	504804	504804	504804	504804
§ Sleeve, terminal	555910	555910	555910	555910	555910	555910
Clip and screw, bulb holder clamping	551807	551807	551807	551807	551807	551807
§Bulb, 12 volt	57	57	57	57	57	57
Nut, fixing bolt	180377	551318	551318	—	180377	180377
Washer, fixing bolt	188349	188349	188349	—	188349	188349
§Catch, rim fixing	509936	509936	509936	509936	509936	509936
Spring, rim catch	509191	509191	509191	509191	509191	509191
§Bolt, lamp fixing	503014	503014	503014	503014	503014	503014
Dipper unit	57017	57017	57017	57017	57017	57017
Fuse	188232	188232	188232	188232	188232	188232
Rim, extension	508248	508248	508248	508248	508248	508248

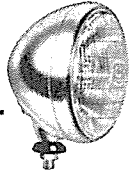
MBD140-EDS—continued

Part No.	50511A MD 140-EDS Black, C.P.R. —	†50515A MD 140-1EDS Primer, C.P.R. (50511)	†50583A MD 140-EDS Black, C.P.R. (50511)	†50595A MBD 140-EDS Chromium (50752)	†50596A MBD 140-EDS Chromium (50752)	†50716D MBD 140-EDS Chromium (50752)	50752A MBD 140-EDS Chromium —
§Rim or door	507577	507577	507577	507577	507577	507577	507577
§ Glass	507586	507586	507586	507586	507586	508576	507586
§ Wires, glass fixing	500291	500291	500291	500291	500291	500291	500291
§Bead, rubber	509201	509201	509201	509201	509201	509201	509201
§Reflector	508247	508247	508247	508247	508247	508247	508247
§ Bulb holder	504804	504804	504804	504804	504804	504804	504804
§ Sleeve, terminal	555910	555910	555910	555910	555910	555910	555910
Clip and screw, bulb holder clamping	551807	551807	551807	551807	551807	551807	551807
§Bulb 12 volt	57	57	57	57	57	57	57
Nut, fixing bolt	180377	180377	180377	180377	180377	180377	180377
Washer, fixing bolt	188349	188349	188349	188349	188349	188349	188349
§Catch, rim fixing	509936	509936	509936	509936	509936	509936	509936
Spring, rim catch	509191	509191	509191	509191	509191	509191	509191
§Bolt, lamp fixing	503014	503014	503014	503014	503014	503014	503014
Dipper unit	57017	57017	57017	57017	57017	57017	57017
Fuse	188232	188232	188232	188232	188232	188232	188232
Rim, extension	508248	508248	508248	508248	508248	508248	508248

For illustrations, see pages G7-G8

Note. For replacement lamp spare parts, see appropriate column under part number † When ordering, quote part number shown in brackets
 ‡ Complete lamp no longer available; return old unit for repair § Recommended spares for stock C.P.R. . . . Chromium plated rim

continued



HEADLAMPS, External Fitting

DETAILED SPARE PARTS

MD, MBD and MBL140 Dipping (Double Filament) and Non-dip Models

Part No. Model Finish Replaced by (see footnote)	†50102A MBD140 Chromium (50753)	†50154A MD140-1 Black, C.P.R. (50512)	†50205A M140 Black, C.P.R. (50512)	†50245A MD140 Black, C.P.R. (50519)	†50254B MBD140 Chromium (50753)	†50291A MBD140 Chromium (50523)	†50323A MBD140 Chromium (50753)
(1) §Rim or door	507577	507577	507577	507577	507577	507577	507577
(2) § Glass	551308	551308	516173	551308	551308	551308	504224
(3) § Wires, glass fixing	500291	500291	500291	500291	500291	500291	500291
(4) §Bead, rubber	509201	509201	509201	509201	509201	509201	509201
(5) §Reflector or light unit	506854	506854	506854	506855	506854	506855	506854
(6) § Bulb holder, main	504804	504804	504804	504801	504804	504801	504804
(7) § Sleeve, terminal	555910	555910	555910	555910	555910	555910	555910
(8) Clip and screw, bulb holder clamping	551807	551807	551807	551807	551807	551807	551807
(9) §Bulb, 12 volt	57	57	57	171	57	171	57
(10) Nut, fixing bolt	180377	180377	180377	180377	180377	180377	180377
(11) Washer, fixing bolt	188349	188349	188349	188349	188349	188349	188349
(12) §Catch, rim fixing	509936	509936	509936	509936	509936	509936	509936
(13) Spring, rim catch	509191	509191	509191	509191	509191	509191	509191
(14) §Bolt, lamp fixing	503014	503014	503014	503014	503014	503014	503014

MD, MBD and MBL140—continued

Part No. Model Finish Replaced by (see footnote)	†50465A MD140 Black, C.P.R. (50607)	†50482A MBD140 Chromium (50753)	†50483A MBD140 Chromium (50523)	†50490A MBD140 Chromium (50753)	†50491A MBD140 Chromium (50753)	50512A MD140 Black, C.P.R. —	†50516A MD140 Primer, C.P.R. (50512)
(1) §Rim or door	507577	507577	507577	507577	507577	507577	507577
(2) § Glass	507586	507586	507586	507586	507586	507586	507586
(3) § Wires, glass fixing	500291	500291	500291	500291	500291	500291	500291
(4) §Bead, rubber	509201	509201	509201	509201	509201	509201	509201
(5) §Reflector or light unit	506855	506854	506855	506854	506854	506854	506854
(6) § Bulb holder, main	504801	504804	504801	504804	504804	504804	504804
(7) § Sleeve, terminal	555910	555910	555910	555910	555910	555910	555910
(8) Clip and screw, bulb holder clamping	551807	551807	551807	551807	551807	551807	551807
(9) §Bulb, 12 volt	171	57	171	57	57	57	57
(10) Nut, fixing bolt	—	180377	180377	180377	180377	180377	180377
(11) Washer, fixing bolt	—	188349	188349	188349	188349	188349	188349
(12) §Catch, rim fixing	509936	509936	509936	509936	509936	509936	509936
(13) Spring, rim catch	509191	509191	509191	509191	509191	509191	509191
(14) §Bolt, lamp fixing	503014	503014	503014	503014	503014	503014	503014

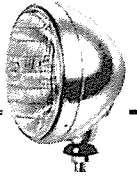
MD and MBD141 Dipping (Double Filament) and Non-dip Models

Part No. Model Finish Replaced by (see footnote)	†50197A MBD141 Chromium —	†50218A MD141 Black, C.P.R. —	†50227A MD141 Black, C.P.R. —	†50228A MD141 Black, C.P.R. —	†50231A MBD141 Chromium (50565)	†50232A MBD141 Chromium —
(1) §Rim or door	507577	507577	507577	507577	507577	507577
(2) § Glass	507586	507586	507586	507586	507586	507586
(3) § Wires, glass fixing	500291	500291	500291	500291	500291	500291
(4) §Bead, rubber	509201	509201	509201	509201	509201	509201
(5) §Reflector or light unit	506854	506854	506855	506855	506855	506855
(6) § Bulb holder, main	504804	504804	504801	504801	504801	504801
(7) § Sleeve, terminal	555910	555910	555910	555910	555910	555910
(8) Clip and screw, bulb holder clamping	551807	551807	551807	551807	551807	551807
(9) §Bulb, 12 volt	57	—	—	—	—	—
(10) §Bulb, 6 volt	—	106	169	169	169	169
(11) Nut, fixing bolt	180364	180377	180377	180377	180377	180377
(12) Washer, fixing bolt	188349	188349	188349	188349	188349	188349
(13) §Catch, rim fixing	509936	509936	509936	509936	509936	509936
(14) Spring, rim catch	509191	509191	509191	509191	509191	509191

For illustrations, see pages G7–G8

Note. For replacement lamp spare parts, see appropriate column under part number † When ordering, quote part number shown in brackets
 ‡ Complete lamp no longer available; return old unit for possible repair § Recommended spares for stock C.P.R. ... Chromium plated rim

HEADLAMPS, External Fitting



DETAILED SPARE PARTS

MD, MBD and MBL140 Dipping (Double Filament) and Non-dip Models—*continued*

†50427A MD140 Black, C.P.R. (50606)	†50439A MD140 Black, C.P.R. (50606)	50441A MD140 Black, C.P.R. —	†50443A MD140 Black, C.P.R. (50441)	†50453A MD140 Black, C.P.R. (50512)	†50455A MD140 Black, C.P.R. (50512)	†50458A MBD140 Chromium (50523)	†50459A MBD140 Chromium (50523)	†50461D MD140-1 Black, C.P.R. (50512)	†50464A MD140 Black, C.P.R. (50607)
507577	507577	507577	507577	507577	507577	507577	507577	507577	507577 (1)
507586	507586	507586	507586	507586	507586	507586	507586	507586	507586 (2)
500291	500291	500291	500291	500291	500291	500291	500291	500291	500291 (3)
509201	509201	509201	509201	509201	509201	509201	509201	509201	509201 (4)
506855	506855	506854	506854	506854	506854	506855	506855	506854	506855 (5)
504801	504801	504804	504804	504804	504804	504801	504801	504804	504801 (6)
555910	555910	555910	555910	555910	555910	555910	555910	555910	555910 (7)
551807	551807	551807	551807	551807	551807	551807	551807	551807	551807 (8)
171	171	57	57	57	57	171	171	57	171 (9)
—	—	180377	180377	551318	551318	180377	180377	—	— (10)
—	—	188349	188349	188349	188349	188349	188349	—	— (11)
509936	509936	509936	509936	509936	509936	509936	509936	509936	509936 (12)
509191	509191	509191	509191	509191	509191	509191	509191	509191	509191 (13)
503014	503014	503014	503014	503014	503014	503014	503014	503014	503014 (14)

MD, MBD and MBDL140—*continued*

50519A MD140 Black, C.P.R. —	50523A MBD140 Chromium —	†50584A MD140-1 Black, C.P.R. (50512)	†50585A MD140-1 Black, C.P.R. (50519)	50606B M140 Black —	50607B M140 Black —	†50717D MBD140 Chromium (50753)	†50718F MBD140 Chromium (50523)	50753A MBD140 Chromium —	51473A MBL140 Chromium —
507577	507577	507577	507577	551361	551361	507577	507577	507577	553435 (1)
507586	507586	507586	507586	507586	507586	507586	507586	507586	— (2)
500291	500291	500291	500291	500291	500291	500291	500291	500291	553356 (3)
509201	509201	509201	509201	509201	509201	509201	509201	509201	— (4)
506855	506855	506854	506854	506855	506855	506854	506855	506854	553921 (5)
504801	504801	504804	504801	504801	504801	504804	504801	504804	860895 (6)
555910	555910	555910	555910	555910	555910	555910	555910	555910	555910 (7)
551807	551807	551807	551807	551807	551807	551807	551807	551807	— (8)
171	171	57	171	171	171	57	171	57	354 (9)
180377	180377	180377	180377	180377	180377	180377	180377	180377	180377 (10)
188349	188349	188349	188349	188349	188349	188349	188349	188349	188349 (11)
509936	509936	509936	509936	509936	509936	509936	509936	509936	509936 (12)
509191	509191	509191	509191	509191	509191	509191	509191	509191	509191 (13)
503014	503014	503014	503014	503014	503014	503014	503014	503014	503014 (14)


MD and MBD141 Dipping (Double Filament) and Non-dip Models—*continued*

†50379A MBD141 Chromium (50565)	†50380A MBD141 Chromium —	†50556A MD141 Black, C.P.R. —	†50558A MD141 Primer, C.P.R. —	†50561A MD141E Black, C.P.R. —	†50562A MD141E Black, C.P.R. —	50565A MBD141E Chromium —	†50566A MBD141E Chromium —	50720A MBD141 Chromium —
507577	507577	507577	507577	507577	507577	507577	507577	507577 (1)
507586	507586	507586	507586	507586	507586	507586	507586	507586 (2)
500291	500291	500291	500291	500291	500291	500291	500291	500291 (3)
509201	509201	509201	509201	509201	509201	509201	509201	509201 (4)
506855	506855	506854	506854	506855	506855	506855	506855	506854 (5)
504801	504801	504804	504804	504801	504801	504801	504801	504804 (6)
555910	555910	555910	555910	555910	555910	555910	555910	555910 (7)
551807	551807	551807	551807	551807	551807	551807	551807	551807 (8)
171	171	57	57	171	171	171	171	57 (9)
—	—	—	—	—	—	—	—	— (10)
180364	180364	180377	180377	180377	180377	180377	180377	180364 (11)
188349	188349	188349	188349	188349	188349	188349	188349	188349 (12)
509936	509936	509936	509936	509936	509936	509936	509936	509936 (13)
509191	509191	509191	509191	509191	509191	509191	509191	509191 (14)

For illustrations, see pages G7-G8

Note. For replacement lamp spare parts, see appropriate column under part number † When ordering, quote part number shown in brackets
‡ Complete lamp no longer available; return unit for possible repair C.P.R. ... Chromium plated rim

continued



HEADLAMPS, External Fitting

DETAILED SPARE PARTS

MD and MBD141-EDS Dipping Reflector Models

Part No.	‡50196A MBD141-EDS Chromium	‡50217A MD141-EDS Black, C.P.R.	‡50555A MD141-EDS Black, C.P.R.	‡50557A MD141-EDS Primer, C.P.R.	50719A MBD141-EDS Chromium
Model	—	—	—	—	—
Finish	—	—	—	—	—
Replaced by (see footnote)	—	—	—	—	—
§Rim or door	507577	507577	507577	507577	507577
§ Glass	507586	507586	507586	507586	507586
§ Wires, glass fixing	500291	500291	500291	500291	500291
§Bead, rubber	509201	509201	509201	509201	509201
§Reflector	508247	508247	508247	508247	508247
§ Bulb holder, main	504804	504804	504804	504804	504804
§ Sleeve, terminal	555910	555910	555910	555910	555910
Clip and screw, bulb holder clamping	551807	551807	551807	551807	551807
§Bulb, main, 12 volt	57	—	57	57	57
§Bulb, main, 6 volt	—	106	—	—	—
§Dipper unit	57017	57016	57017	57017	57017
§ Fuse	188232	188235	188232	188232	188232
Rim, extension	508248	508248	508248	508248	508248
Nut, fixing bolt	180364	180377	180377	180377	180364
Washer, fixing bolt	188349	188349	188349	188349	188349
§Catch, rim fixing	509936	509936	509936	509936	509936
Spring, rim catch	509191	509191	509191	509191	509191

MD, MBD and ML143 Dipping (Double Filament) and Non-dip Models

Part No.	‡50108A MBD143 Chromium	‡50300B MBD143 Chromium (50709)	50301B MBD143 Chromium	‡50403A MD143 Black, C.P.R. (50712)	‡50589A/D MD143 Black, C.P.R. (50712)
Model	—	—	—	—	—
Finish	—	—	—	—	—
Replaced by (see footnote)	—	—	—	—	—
(1) §Rim or door	507577	507577	507577	507577	507577
(2) § Glass	551308	551308	551308	551308	507586
(3) § Wires, glass or light unit fixing	500291	500291	500291	500291	500291
(4) §Bead, rubber	509201	509201	509201	509201	509201
(5) §Reflector or light unit	506854	506855	506855	506854	506854
(6) § Bulb holder	504804	504801	504801	504804	504804
(7) § Sleeve, terminal	555910	555910	555910	555910	555910
(8) Clip and screw, bulb holder clamp- ing	551807	551807	551807	551807	551807
(9) §Bulb, 12 volt	57	171	171	57	57
(10) Nut, fixing bolt	505527	505527	505527	505527	505527
(11) Washer, fixing bolt	188353	188353	188353	188353	188353
(12) §Catch, rim fixing	509936	509936	509936	509936	509936
(13) Spring, rim catch	509191	509191	509191	509191	509191
(14) §Bolt, lamp fixing	505525	505525	505525	505525	505525

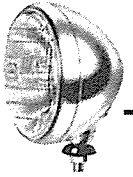
MD, MBD and ML143—continued

Part No.	50709A MBD143 Chromium	50710A MBD143 Chromium	50712A MD143 Black, C.P.R.	50713A MD143 Black, C.P.R.	50714A MD143 Black, C.P.R.
Model	—	—	—	—	—
Finish	—	—	—	—	—
Replaced by (see footnote)	—	—	—	—	—
(1) §Rim or door	507577	507577	507577	507577	507577
(2) § Glass	507586	507586	507586	507586	507586
(3) § Wires, glass or light unit fixing	500291	500291	500291	500291	500291
(4) §Bead, rubber	509201	509201	509201	509201	509201
(5) §Reflector or light unit	506855	506855	506854	506855	506855
(6) § Bulb holder	504801	504801	504804	504801	504801
(7) § Sleeve, terminal	555910	555910	555910	555910	555910
(8) Clip and screw, bulb holder clamp- ing	551807	551807	551807	551807	551807
(9) §Bulb, 12 volt	171	171	57	171	171
(10) Nut, fixing bolt	505527	505527	505527	505527	505527
(11) Washer, fixing bolt	188353	188353	188353	188353	188353
(12) §Catch, rim fixing	509936	509936	509936	509936	509936
(13) Spring, rim catch	509191	509191	509191	509191	509191
(14) §Bolt, lamp fixing	505525	505525	505525	505525	505525

For illustrations, see pages G7-G8

Note. For replacement lamp spare parts, see appropriate column under part number † When ordering, quote part number shown in brackets
‡ Complete lamp no longer available; return old unit for possible repair § Recommended spares for stock C.P.R. . . . Chromium plated rim

HEADLAMPS, External Fitting



DETAILED SPARE PARTS

MD and MBD143-EDS Dipping Reflector Models

Part No.	†50107A MBD143-EDS Chromium (50707)	†50402A MD143-EDS Black, C.P.R. (50711)	†50588A/D MD143-EDS Black, C.P.R. (50711)	†50591A MBD143-EDS Chromium (50707)	50707A MBD143-EDS Chromium —	50711A MD143-EDS Black, C.P.R. —
§Rim or door	507577	507577	507577	507577	507577	507577
§ Glass	551308	551308	507586	507586	507586	507586
§ Wires, glass fixing	500291	500291	500291	500291	500291	500291
§ Bead, rubber	509201	509201	509201	509201	509201	509201
§ Reflector	508247	508247	508247	508247	508247	508247
§ Bulb holder	504804	504804	504804	504804	504804	504804
§ Sleeve, terminal	555910	555910	555910	555910	555910	555910
Clip and screw, bulb holder clamping	551807	551807	551807	551807	551807	551807
§ Bulb, 12 volt	57	57	57	57	57	57
§ Dipper unit	57017	57017	57017	57017	57017	57017
§ Fuse	188232	188232	188232	188232	188232	188232
Rim, extension	508248	508248	508248	508248	508248	508248
Nut, fixing bolt	505527	505527	505527	505527	505527	505527
Washer, fixing bolt	188353	188353	188353	188353	188353	188353
§ Catch, rim fixing	509936	509936	509936	509936	509936	509936
Spring, rim catch	509191	509191	509191	509191	509191	509191
§ Bolt, lamp fixing	505525	505525	505525	505525	505525	505525

MD, MBD and ML143 Dipping (Double Filament) and Non-dip Models—continued

†50592A MBD143 Chromium —	†50593A MBD143 Chromium (50709)	50594A MBD143 Chromium —	‡50602A MD143 Black, C.P.R. —	50603A MD143 Black, C.P.R. —	50672A MD143EF Black, C.P.R. —	50673A MD143EF Black, C.P.R. —	50708A MBD143 Chromium —
507577	507577	507577	507577	507577	507577	507577	507577 (1)
507586	507586	507586	507586	507586	507586	507586	507586 (2)
500291	500291	500291	500291	500291	500291	500291	500291 (3)
509201	509201	509201	509201	509201	509201	509201	509201 (4)
506854	506855	506855	506855	506855	508278	508278	506854 (5)
504804	504801	504801	504801	504801	562303	562303	504804 (6)
555910	555910	555910	555910	555910	555910	555910	555910 (7)
551807	551807	551807	551807	551807	562306	562306	551807 (8)
57	171	171	171	171	—	—	57 (9)
505527	505527	505527	505527	505527	505527	505527	505527 (10)
188353	188353	188353	188353	188353	188353	188353	188353 (11)
509936	509936	509936	509936	509936	509936	509936	509936 (12)
509191	509191	509191	509191	509191	509191	509191	509191 (13)
505525	505525	505525	505525	505525	505525	505525	505525 (14)

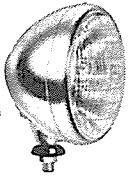
MD, MBD and ML143—continued

51644A/D ML143 Black, C.P.R. —	51645A/D ML143 Black, C.P.R. —	51671A ML143 Chromium —	51673A ML143 Chromium —	51674A ML143 Chromium —	51675A ML143EF Chromium —	51676A ML143EF Chromium —	51677A/B ML143 Chromium —	51678A/B ML143 Chromium —
553435	553435	553435	553435	553435	553435	553435	553435	553435 (1)
—	—	—	—	—	—	—	—	— (2)
553356	553356	553356	553356	553356	553356	553356	553356	553356 (3)
—	—	—	—	—	—	—	—	— (4)
553921	553921	555447	553940	553940	553948	553948	553921	553921 (5)
554602	554602	554602	554602	554602	562303	562303	554602	554602 (6)
555910	555910	555910	555910	555910	555910	555910	555910	555910 (7)
—	—	—	—	—	562306	562306	—	— (8)
354	354	355	370	370	—	—	354	354 (9)
505527	505527	505527	505527	505527	505527	505527	505527	505527 (10)
188353	188353	188353	188353	188353	188353	188353	188353	188353 (11)
509936	509936	509936	509936	509936	509936	509936	509936	509936 (12)
509191	509191	509191	509191	509191	509191	509191	509191	509191 (13)
505525	505525	505525	505525	505525	505525	505525	505525	505525 (14)

For illustrations, see pages G7-G8

Note. For replacement lamp spare parts, see appropriate column under part number † When ordering, quote part number shown in brackets
 ‡ Complete lamp no longer available; return old unit for possible repair § Recommended spares for stock C.P.R. . . Chromium plated rim

continued



HEADLAMPS, External Fitting

DETAILED SPARE PARTS

MD and MBD145-EDS Dipping Reflector Models

Part No.	‡50194A MD145-EDS Black, C.P.R.	‡50233A MD145-EDS Primer, C.P.R.
Model		
Finish		
Replaced by (see footnote)		
§Rim or door	507577	507577
§ Glass	507586	507586
§ Wires, glass fixing	504665	504665
§Bead, rubber	509201	509201
§Reflector	508247	508247
§ Bulb holder	504804	504804
§ Sleeve, terminal	555910	555910
Clip and screw, bulb holder clamping	551807	551807
§Bulb, main, 12 volt	57	57
§Dipper unit	57017	57017
§ Fuse	188232	188232
Rim, extension	508248	508248
Nut, fixing bolt	180377	180377
Washer, fixing bolt	188349	188349
§Catch, rim fixing	509936	509936
Spring, rim catch	509191	509191

MD and MBD145 Dipping (Double Filament) and Non-dip Models

Part No.	‡50195A MD145 Black, C.P.R.	‡50234A MD145 Primer, C.P.R.	‡50235A MD145 Black, C.P.R.	* ‡50236A MD145 Black, C.P.R.	‡50237A MD145 Primer, C.P.R.	‡50238A MD145 Primer, C.P.R.
Model						
Finish						
Replaced by (see footnote)						
§Rim or door	507577	507577	507577	507577	507577	507577
§ Glass	507586	507586	507586	507586	507586	507586
§ Wires, glass fixing	504665	504665	504665	504665	504665	504665
§Bead, rubber	509201	509201	509201	509201	509201	509201
§Reflector	506854	506854	506855	506855	506855	506855
§ Bulb holder	504804	504804	504801	504801	504801	504801
§ Sleeve, terminal	555910	555910	555910	555910	555910	555910
Clip and screw, bulb holder clamping	551807	551807	551807	551807	551807	551807
§Bulb, 12 volt	57	57	171	171	171	171
Nut, fixing bolt	180377	180377	180377	180377	180377	180377
Washer, fixing bolt	188349	188349	188349	188349	188349	188349
§Catch, rim fixing	509936	509936	509936	509936	509936	509936
Spring, rim catch	509191	509191	509191	509191	509191	509191

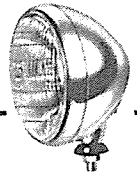
M147 and MBD147 Dipping (Double Filament) and Non-dip Models

Part No.	‡50096A MBD147 Chromium	‡50156A MBD147-3 Chromium	‡50175A MBD147-4 Chromium	50177A MBD147-1 Chromium	‡50274A MBD147-1 Chromium (50177)
Model					
Finish					
Replaced by (see footnote)					
(1) Rim or door	507577	507577	507577	507577	507577
(2) § Glass	551308	507586	504224	507586	507586
(3) § Wires, glass fixing	500291	500291	500291	500291	500291
(4) §Bead, rubber	509201	509201	509201	509201	509201
(5) §Reflector	506854	506854	506854	506854	506855
(6) § Bulb holder	504804	504804	504804	504804	504801
(7) § Sleeve, terminal	555910	555910	555910	555910	555910
(8) Clip and screw, bulb holder clamping	551807	551807	551807	551807	551807
(9) §Bulb, 12 volt	57	57	57	57	171
(10) Nut, fixing bolt	180377	180377	533537	180377	180377
(11) Washer, fixing bolt	188349	188349	188349	188349	188349
(12) Catch, rim fixing	509936	509936	509936	509936	509936
(13) Spring, rim catch	509191	509191	509191	509191	509191
(14) §Bolt, lamp fixing	503970	503970	504177	504177	504177

For illustrations, see pages G7-G8

Note. For replacement spare parts, see appropriate column under part number † When ordering, quote part number shown in brackets
 ‡ Complete lamp no longer available; return old unit for possible repair § Recommended spares for stock C.P.R. . . . Chromium plated rim

HEADLAMPS, External Fitting



DETAILED SPARE PARTS

MBD147-EDS Dipping Reflector Models

Part No.	‡50095A MBD 147-EDS Chromium	‡50155A MBD 147-EDS Chromium	†50174A MBD 147-EDS Chromium (50500)	50176A MBD 147-EDS Chromium	‡50431A M147P-EDS Black, C.P.R.	50500A MBD 147-EDS Chromium	‡50624A MBD 147-EDS Chromium
§Rim or door	507577	507577	507577	507577	507577	507577	507577
§ Glass	551308	507586	507586	507586	516173	507586	507586
§ Wires, glass fixing	500291	500291	500291	500291	500921	500291	500291
§Bead, rubber	509201	509201	509201	509201	509201	509201	509201
§Reflector	508247	508247	508247	508247	—	508247	508247
§ Bulb holder	504804	504804	504804	504804	504804	504804	504804
§ Sleeve, terminal	555910	555910	555910	555910	555910	555910	555910
Clip and screw, bulb holder clamping	551807	551807	551807	551807	551807	551807	551807
§Bulb, 12 volt	57	57	57	57	57 ‡207	57	57
§Dipper unit	57017	57017	57017	57017	57017	57017	57017
§ Fuse	188232	188232	188232	188232	188232	188232	188232
Rim, extension	508248	508248	508248	508248	508248	508248	508248
Nut, fixing bolt	180377	180377	180377	180377	551318	533537	180377
Washer, fixing bolt	188349	188349	188349	188349	188349	188349	188349
§Catch, rim fixing	509936	509936	509936	509936	509936	509936	509936
Spring, rim catch	509191	509191	509191	509191	509191	509191	509191
§Bolt or screw, lamp fixing	503970	503970	504177	504177	503014	504177	—

MBPL147 Dipping (Double Filament) Models

Part No.	‡50892A MBPL147 Chromium	‡A50892A MBPL147 Chromium	‡B50892A MBPL147 Chromium	‡50893A MBPL147 Chromium	‡50894A MBPL147 Chromium	‡A50894A MBPL147 Chromium	‡B50894A MBPL147 Chromium	51331A MBPL147 Chromium
§Rim or door	506860	506860	506860	506860	506860	506860	506860	506860
§ Wires, light unit fixing	553356	553356	553356	553356	553356	553356	553356	553356
§Bead, rubber	509201	509201	509201	509201	509201	509201	509201	509201
§Light unit	553961	553961	553961	553961	553961	553961	553961	553961
§Bulb holder	554602	554602	554602	554607	554602	554602	554602	554602
§ Sleeve, terminal	555910	555910	555910	555910	555910	555910	555910	555910
Clip and screw, bulb holder	562306	562306	562306	562306	562306	562306	562306	562306
§Bulb, 12 volt	302	303	370	185	302	303	370	302
Nut, fixing bolt	180377	180377	180377	180377	180377	180377	180377	180377
Washer, fixing bolt	188349	188349	188349	188349	188349	188349	188349	188349
§Catch, rim fixing	509936	509936	509936	509936	509936	509936	509936	509936
Spring, rim catch	509191	509191	509191	509191	509191	509191	509191	509191

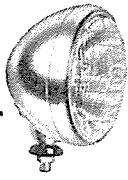
M147 and MBD147 Dipping (Double Filament) and Non-dip Models—continued

†50304A MBD147-3 Chromium (50634)	‡50305A MBD147-3 Chromium	‡50432A M147P Black, C.P.R.	50507A MBD147-4 Chromium	†50508A MBD147-4 Chromium	†50625A MBD147-3 Chromium	50634A MBD147-3 Chromium	‡50635A MBD147-3 Chromium
507577	507577	507577	507577	507577	507577	507577	507577 (1)
507586	507586	516173	507586	507586	507586	507586	507586 (2)
500291	500291	500291	500291	500291	500291	500291	500291 (3)
509201	509201	509201	509201	509201	509201	509201	509201 (4)
506855	506855	*511827	506855	506855	506854	506855	506855 (5)
504801	504801	504804	504801	504801	504804	504801	504801 (6)
555910	555910	555910	555910	555910	555910	555910	555910 (7)
551807	551807	551807	551807	551807	551807	551807	551807 (8)
171	171	57 ‡207	171	171	57	171	171 (9)
180377	180377	551318	533537	533537	180377	180377	180377 (10)
188349	188349	188349	188349	188349	188349	188349	188349 (11)
509936	509936	509936	509936	509936	509936	509936	509936 (12)
509191	509191	509191	509191	509191	509191	509191	509191 (13)
503970	503970	503014	504177	504177	—	503970	503014 (14)

For illustrations, see pages G7-G8

Note. For replacement lamp spare parts, see appropriate column under part number * See Supersession Chart
 † When ordering, quote part number shown in brackets ‡ Complete lamp no longer available; return old unit for possible repair
 § Recommended spares for stock † Pilot C.P.R. . . Chromium plated rim

continued



HEADLAMPS, External Fitting

DETAILED SPARE PARTS

MD and MBD148 Dipping (Double Filament) and Non-dip Models

Part No.	†50098A MBD148 Chromium (50473)	†50210A MBD148 Chromium (50473)	†50211A MBD148 Chromium (50473)	‡50314B MBD148S Chromium —	‡50315B MBD148S Chromium —	‡50383B MBD148S Chromium —	‡50384B MBD148S Chromium —
(1) §Rim or door	507577	507577	507577	507577	507577	507577	507577
(2) § Glass	551308	551308	551308	507586	507586	507586	507586
(3) § Wires, glass fixing	500291	500291	500291	500291	500291	500291	500291
(4) § Bead, rubber	509201	509201	509201	509201	509201	509201	509201
(5) § Reflector	506854	506854	506854	506855	506855	506854	506854
(6) § Bulb holder	504804	504804	504804	504801	504801	504804	504804
(7) § Sleeve, terminal	555910	555910	555910	555910	555910	555910	555910
(8) Clip and screw, bulb holder clamping	551807	551807	551807	551807	551807	551807	551807
(9) § Bulb, 12 volt	57	57	57	171	171	57	57
(10) Nut, fixing bolt	180377	—	180377	503053	503053	503053	503053
(11) Washer, fixing bolt	188349	—	188349	188349	188349	188349	188349
(12) § Catch, rim fixing	509936	509936	509936	509936	509936	509936	509936
(13) Spring, rim catch	509191	509191	509191	509191	509191	509191	509191
(14) § Bolt, lamp fixing	503014	503014	503014	503014	503014	503014	503014

MBD148-EDS Dipping Reflector Models

Part No.	†50213A MBD 148-EDS Chromium —	‡50433A MD 148P-EDS Black, C.P.R. —	50472A MBD 148-EDS Chromium —	†50474A MBD 148-EDS Chromium (50472)
§Rim or door	507577	507577	507577	507577
§ Glass	551308	507586	507586	507586
§ Wires, glass fixing	500291	500291	500291	500291
§ Bead, rubber	509201	509201	509201	509201
§ Reflector	508247	—	508247	508247
§ Bulb holder, main or pilot	504804	504804	504804	504804
§ Sleeve, terminal	555910	555910	555910	555910
Clip and screw, bulb holder clamping	551807	—	551807	551807
§ Bulb, 12 volt	57	57 ‡207	57	57
§ Dipper unit	57017	57017	57017	57017
§ Fuse	188232	188232	188232	188232
Rim, extension	508248	508248	508248	508248
Nut, fixing bolt	—	180377	—	—
Washer, fixing bolt	—	188349	—	—
§ Catch, rim fixing	509936	509936	509936	509936
Spring, rim catch	509191	509191	509191	509191
§ Bolt, lamp fixing	503014	503014	503014	503014

M and MB150-EDS Dipping Reflector Models

Part No.	†50336A M 150-EDS Black, C.P.R. (50440)	†50344A MB 150-EDS Chromium (50752)
§Rim or door	551075	551075
§ Glass	510770	505975
§ Wires, glass fixing	500291	500291
§ Bead, rubber	507088	507088
§ Reflector	501875	501875
§ Bulb holder, main	504804	504804
§ Sleeve, terminal	555910	555910
Clip and screw, bulb holder clamping	551807	551807
§ Bulb, 12 volt	57	57
§ Dipper unit	57017	57017
§ Fuse	188232	188232
Rim, extension	507080	507080
Nut, fixing bolt	180377	180377
Washer, fixing bolt	188349	188349
§ Catch, rim fixing	509936	509936
Spring, rim catch	509191	509191
§ Bolt, lamp fixing	503014	503014

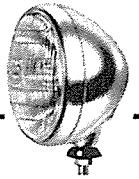
M, MB and MBD150 Dipping (Double Filament) and Non-dip Models

Part No.	†50284A MBD150 Chromium (50523)	‡50316A MBD150S Chromium —	‡50317A MBD150S Chromium —	†50337A M150 Black, C.P.R. (50441)	‡50338A M150 Black, C.P.R. —	†50339A M150 Black, C.P.R. —	†50345A MB150 Chromium (50753)
§Rim or door	551075	551075	551075	551075	551075	551075	551075
§ Glass	551070	551070	551070	510770	510770	510770	505975
§ Wires, glass fixing	500291	500291	500291	500291	500291	500291	500291
§ Bead, rubber	507088	507088	507088	507088	507088	507088	507088
§ Reflector	507002	507002	507002	*506998	507002	507002	*506998
§ Bulb holder	504801	504801	504801	504804	504801	504801	504804
§ Sleeve, terminal	555910	555910	555910	555910	555910	555910	555910
Clip and screw, bulb holder clamp- ing	551807	551807	551807	551807	551807	551807	551807
§ Bulb, 12 volt	171	171	171	57	171	171	57
Nut, fixing bolt	180377	503053	503053	180377	180377	180377	180377
Washer, fixing bolt	188349	188349	188349	188349	188349	188349	188349
§ Catch, rim fixing	509936	509936	509936	509936	509936	509936	509936
Spring, rim catch	509191	509191	509191	509191	509191	509191	509191
§ Bolt, lamp fixing	503014	503014	503014	503014	503014	503014	503014

For illustrations, see pages G7-G8

Note. For replacement lamp spare parts, see appropriate column under part number C.P.R. . . . Chromium plated rim * See Supersession Chart
 † When ordering, quote part number shown in brackets ‡ Complete lamp no longer available; return unit for possible repair § Recommended spares for stock ¶ Pilot

HEADLAMPS, External Fitting



DETAILED SPARE PARTS

MD and MBD148 Dipping (Double Filament) and Non-dip Models—*continued*

50434A MD148P Black, C.P.R. —	50473A MBD148 Chromium —	†50475A MBD148 Chromium (50473)	50476A MBD148 Chromium —	†50623A MBD148 Chromium (50473)	50654A MBD148 Chromium —	†50741A MBD148S Chromium —	†50742A MBD148S Chromium —	†50743A MBD148S Chromium —
507577	507577	507577	507577	507577	507577	507577	507577	507577 (1)
507586	507586	507586	507586	507586	507586	507586	507586	507586 (2)
500291	500291	500291	500291	500291	500291	500291	500291	500291 (3)
509201	509201	509201	509201	509201	509201	509201	509201	509201 (4)
551912	506854	506854	506855	506854	506855	506855	506854	506855 (5)
504804	504804	504804	504801	504804	504801	504801	504804	504801 (6)
555910	555910	555910	555910	555910	555910	555910	555910	555910 (7)
—	551807	551807	551807	551807	551807	551807	551807	551807 (8)
57 †207	57	57	171	57	171	171	57	171 (9)
180377	—	—	—	180377	180377	503053	503053	503053 (10)
188349	—	—	—	188349	188349	188349	188349	188349 (11)
509936	509936	509936	509936	509936	509936	509936	509936	509936 (12)
509191	509191	509191	509191	509191	509191	509191	509191	509191 (13)
503014	503014	503014	503014	503014	503014	503014	503014	503014 (14)

MBD163 Dipping (Double Filament) and Non-dip Models

Part No.	50541B MBD 163-1 Chromium	50542B MBD 163-1 Chromium	50543B MBD 163-1 Chromium
Replaced by (see footnote)	—	—	—
§Rim or door	508718	508718	508718
§ Glass	508724	508724	508724
§ Wires, glass fixing	500291	500291	500291
§Bead, rubber	507154	507154	507154
§Reflector	508755	*507292	*507292
§ Bulb holder	504804	504801	504801
§ Sleeve, terminal	555910	555910	555910
§ Clip and screw, bulb holder clamping	551807	551807	551807
§Bulb, 12 volt	57	171	171
Nut, fixing bolt	180377	180377	180377
Washer, fixing bolt	188349	188349	188349
§Catch, rim fixing	509936	509936	509936
Spring, rim catch	509191	509191	509191
§Bolt, lamp fixing	503970	503970	503970

MBD163-EDS Dipping Reflector Models

Part No.	50540B MBD163-1EDS Chromium
Replaced by (see footnote)	—
§Rim or door	508718
§ Glass	508724
§ Wires, glass fixing	500291
§Bead, rubber	507154
§Reflector	501875
§ Bulb holder, main	504804
§ Sleeve, terminal	555910
§ Clip and screw, bulb holder clamping	551807
§Bulb, 12 volt	57
§Dipper unit	57017
§ Fuse	188232
Nut, fixing bolt	180377
Washer, fixing bolt	188349
§Catch, rim fixing	509936
Spring, rim catch	509191
§Screw, lamp fixing	503970

MBD166-EDS Dipping Reflector Models

Part No.	†50150D MBD 166S-EDS Chromium	†50181A MBD 166S-EDS Chromium	50289D MBD 166S-EDS Chromium	†50325B MBD 166S-EDS Chromium	†50330D MBD 166S-EDS Chromium	†50600B MBD 166S-EDS Chromium	†50861A MBD 166-EDS Chromium	†506096 LBD 166-2EDS Chromium
Replaced by (see footnote)	—	—	—	—	—	—	—	—
§Rim or door	508718	508718	508718	508718	508718	508718	508718	508718
§ Glass	507163	507163	507163	507163	508724	508724	508724	507163
§ Wires, glass fixing	500291	500291	500291	500291	500291	500291	500291	500291
§Bead, rubber	507154	†508736	507154	507154	507154	507154	507154	†508736
§Reflector	501875	501875	501875	501875	501875	501875	501875	—
§ Bulb holder	504804	504804	504804	504804	504804	504804	504804	504804
§ Sleeve, terminal	555910	555910	555910	555910	555910	555910	555910	555910
§ Clip and screw, bulb holder clamping	551807	551807	551807	551807	551807	551807	551807	551807
§Bulb, main, 12 volt	57	57	57	57	57	57	57	57
§Dipper unit	57017	57017	57017	57017	57017	57017	57017	57017
§ Fuse	188232	188232	188232	188232	188232	188232	188232	188232
Nut, fixing bolt	—	—	—	503053	503053	180377	180377	180377
Washer, fixing bolt	—	—	—	188349	188349	188349	188349	188349
§Catch, rim fixing	509936	509936	509936	509936	509936	509936	509936	532590
Spring, rim catch	509191	509191	509191	509191	509191	509191	509191	—
§Bolt, lamp fixing	503014	503014	503014	503014	503014	503014	503014	—

For illustrations, see pages G7-G8

Note. For replacement lamp spare parts, see appropriate column under part number C.P.R. . . Chromium plated rim * See Supersession Chart *continued*
 † When ordering, quote part number shown in brackets ‡ Complete lamp no longer available; return old unit for possible repair § Recommended spares for stock
 †† Pilot ††† Langite



HEADLAMPS, External Fitting

DETAILED SPARE PARTS

LBD and MBD166 Dipping (Double Filament) and Non-dip Models

Part No.	‡50151B MBD 166S	‡50178A LBD 166	‡50182A MBD 166	50203A/D MBD 166-1S	50273A/D MBD 166-1S	‡50326B MBD 166S	‡50331D MBD 166S	50349B MBD 166S	‡50385B MBD 166S
Model	Chromium	Chromium	Chromium	Chromium	Chromium	Chromium	Chromium	Chromium	Chromium
Finish	—								
Replaced by (see footnote)	—								
(1) §Rim or door	508718	508718	508718	508718	508718	508718	508718	508718	508718
(2) §Glass	507163	507163	507163	508724	508724	507163	508724	507163	507163
(3) § Wires, glass fixing	500291	500291	500291	500291	500291	500291	500291	500291	500291
(4) §Bead, rubber	507154	508736	508736	507154	507154	507154	507154	507154	507154
(5) §Reflector	508755	—	—	508755	*507292	508755	508755	*507292	*508762
(6) § Bulb holder	504804	504804	504804	504804	504801	504804	504804	504801	504801
(7) § Sleeve, terminal	555910	555910	555910	555910	555910	555910	555910	555910	555910
(8) Clip and screw, bulb holder clamping	551807	551807	551807	551807	551807	551807	551807	551807	551807
(9) §Bulb, 12 volt	57	57	57	57	171	57	57	171	171
(10) Nut, fixing bolt	—	533537	—	533537	533537	503053	180377	503053	—
(11) Washer, fixing bolt	—	188349	—	188349	188349	188349	188349	188349	—
(12) §Catch, rim fixing	509936	509936	509936	509936	509936	509936	509936	509936	509936
(13) Spring, rim catch	509191	509191	509191	509191	509191	509191	509191	509191	509191
(14) §Bolt, lamp fixing	503014	503014	503014	504177	504177	503014	503014	503014	503014

S700 Dipping (Double Filament) Models

Part No.	†50728D S700	†A50728D S700	†B50728D S700	†50729D S700	†50775E S700	†50798D S700	†50821D S700	†A50821D S700
Model	Black, C.P.R.							
Finish	Black, C.P.R.		Black, C.P.R.		Chromium		Chromium	
Replaced by (see footnote)	(51026)		(50873)		(51018)		(51026)	
(1) §Rim or door	553248	553248	553248	553248	553248	553248	553248	553248
(2) § Wires, light unit fixing	504665	504665	504665	504665	504665	504665	504665	504665
(3) §Light unit	553759	553759	553759	553759	555447	553759	553759	553759
(4) §Bulb holder, main	860895	860895	860895	554607	554607	554607	554602	554602
(5) § Sleeve, terminal	555910	555910	555910	555910	555910	555910	555910	555910
(6) Clip and screw, bulb holder clamping	—	—	—	—	—	—	—	—
(7) §Bulb holder, pilot	—	—	—	—	—	—	—	—
(8) §Bulb, 12 volt	354	355	370	325	355	325	354	355
(9) §Bulb, 6 volt	—	—	—	—	—	—	—	—
(10) Nut, fixing bolt	180364	180364	180364	180364	180377	180377	180377	180377
(11) Washer, fixing bolt	188349	188349	188349	188349	188349	188349	188349	188349
(12) §Screw, rim fixing	144921	144921	144921	144921	144921	144921	144921	144921
(13) Plate, rim fixing	534296	534296	534296	534296	534296	534296	534296	534296
(14) §Bolt, lamp fixing	503014	503014	503014	503014	503014	503014	503014	503014


S700—continued

Part No.	†50876B S700EF	50877B S700	†50895B S700	†A50895B S700	†B50895B S700	†50896B S700	50897B S700	†50914B S700
Model	Black, C.P.R.							
Finish	Chromium		Black, C.P.R.		Black, C.P.R.		Chromium	
Replaced by (see footnote)	(50987)		(51026)		(51027)		(51029)	
(1) §Rim or door	553248	553248	553248	553248	553248	553248	553248	553248
(2) § Wires, light unit fixing	504665	504665	504665	504665	504665	504665	504665	504665
(3) §Light unit	553948	555447	553759	553759	553759	553759	—	553759
(4) §Bulb holder, main	562303	554602	860895	860895	860895	554607	553724	554602
(5) § Sleeve, terminal	555910	555910	555910	555910	555910	555910	555910	555910
(6) Clip and screw, bulb holder clamping	562306	—	—	—	—	—	—	—
(7) §Bulb holder, pilot	†552943	—	—	—	—	—	—	—
(8) §Bulb, 12 volt	—	355	302	303	370	185	—	354
(9) §Bulb, 6 volt	—	—	—	—	—	—	—	—
(10) Nut, fixing bolt	180377	180377	180364	180364	180364	180364	180377	180377
(11) Washer, fixing bolt	188349	188349	188349	188349	188349	188349	188349	188349
(12) §Screw, rim fixing	144921	144921	144921	144921	144921	144921	144921	144921
(13) Plate, rim catch	534296	534296	534296	534296	534296	534296	534296	534296
(14) §Bolt, lamp fixing	503014	503014	503014	503014	503014	503014	503014	503014

For illustrations, see pages G7-G8

Note. For replacement lamp spare parts, see appropriate column under part number * See Supersession Chart † When ordering, quote part number shown in brackets ‡ Complete lamp no longer available; return old unit for possible repair § Recommended spares for stock † Langite * Backshell C.P.R. . . Chromium plated rim

HEADLAMPS, External Fitting



DETAILED SPARE PARTS

LBD and MBD166 Dipping (Double Filament) and Non-dip Models—continued

50530B MBD 166-2S Chromium	‡50531B MBD 166-2S Chromium	‡50554B MBD 166S Chromium	‡50580B MBD 166 Chromium	‡50581B MBD 166 Chromium	‡50601B MBD 166S Chromium	50655A MBD 166S Chromium	‡50656A MBD 166 Chromium	‡50657A MBD 166S Chromium	‡50862A MBD 166S Chromium	‡506097 LBD 166S Chromium
508718	508718	508718	508718	508718	508718	508718	508718	508718	508718	508718 (1)
508724	508724	508724	508724	508724	508724	508724	508724	508724	508724	507163 (2)
500291	500291	500291	500291	500291	500291	500291	500291	500291	500291	500291 (3)
507154	507154	507154	507154	507154	507154	507154	507154	507154	507154	508736 (4)
508755	508755	508755	*507292	*507292	501875	*507292	*507292	*507292	508755	508755 (5)
504804	504804	504804	504801	504801	504801	504801	504801	504801	504804	504804 (6)
555910	555910	555910	555910	555910	555910	555910	—	—	555910	555910 (7)
551807	551807	551807	551807	551807	551807	551807	551807	551807	551807	551807 (8)
57	57	57	171	171	57	171	171	171	57	57 (9)
180377	180377	—	180377	180377	180377	180377	180377	—	180377	180377 (10)
188349	188349	—	188349	188349	188349	188349	188349	—	188349	188349 (11)
509936	509936	509936	509936	509936	509936	509936	509936	509936	509936	532590 (12)
509191	509191	509191	509191	509191	509191	509191	509191	509191	509191	— (13)
—	—	503014	503014	503014	503014	—	—	503014	503014	— (14)

S700 Dipping (Double Filament) Models—continued


‡B50821D S700 Chromium (50986)	‡50854D S700 Black, C.P.R. (51023)	‡A50854D S700 Black, C.P.R. (51025)	‡B50854D S700 Black, C.P.R. (51024)	‡50855B S700 Black, C.P.R. (51023)	‡50869D S700 Chromium (50988)	‡A50869D S700 Chromium (50877)	‡B50869D S700 Chromium (50986)	‡50870D S700 Chromium (50988)	50873A/B S700 Chromium —
553248	553248	553248	553248	553248	553248	553248	553248	553248	553248 (1)
504665	504665	504665	504665	504665	504665	504665	504665	504665	504665 (2)
553759	553759	553759	553759	553759	553759	553759	553759	553759	555447 (3)
554602	554602	554602	554602	554607	554602	554602	554602	554602	554602 (4)
555910	555910	555910	555910	555910	555910	555910	555910	555910	555910 (5)
—	—	—	—	—	—	—	—	—	— (6)
—	—	—	—	—	—	—	—	—	— (7)
370	354	355	370	325	354	355	370	325	355 (8)
—	—	—	—	—	—	—	—	—	— (9)
180377	180377	180377	180377	180377	180377	180377	180377	180377	180364 (10)
188349	188349	188349	188349	188349	188349	188349	188349	188349	188349 (11)
144921	144921	144921	144921	144921	144921	144921	144921	144921	144921 (12)
534296	534296	534296	534296	534296	534296	534296	534296	534296	534296 (13)
503014	503014	503014	503014	503014	503014	503014	503014	503014	503014 (14)

S700—continued

‡50915B S700 Black, C.P.R. (51029)	§50947A SS700P Black, C.P.R. —	‡50985A S700 Chromium (50988)	50986A S700 Chromium —	50987A S700EF Chromium —	50988A S700 Chromium —	‡50989A S700 Chromium (50877)	‡50990A S700 Chromium (50987)	‡50991A S700EF Chromium (51651)
553248	553248	553248	553248	553248	553248	553248	553248	553248 (1)
504665	504665	504665	504665	504665	504665	504665	504665	504665 (2)
553759	*553268	553921	553940	553948	553921	555447	553940	553948 (3)
554607	555009	554602	554602	562303	554602	554602	554602	562303 (4)
555910	555910	555910	555910	555910	555910	555910	555910	555910 (5)
—	—	—	—	562306	—	—	—	562306 (6)
—	554710	—	—	*552943	—	—	—	*552943 (7)
325	—	354	370	—	354	301	370	— (8)
—	312 **988	—	—	—	—	—	—	— (9)
180377	112201	180377	180377	180377	180377	180377	180377	180377 (10)
188349	137141	188349	188349	188349	188349	188349	188349	188349 (11)
144921	144921	144921	144921	144921	144921	144921	144921	144921 (12)
534296	534296	534296	534296	534296	534296	534296	534296	534296 (13)
503014	—	503014	503014	503014	503014	503014	503014	503014 (14)

For illustrations, see pages G7-G8

Note. For replacement lamp spare parts, see appropriate column under part number. * See Supersession Chart.
 † When ordering, quote part number shown in brackets. ‡ Complete lamp no longer available; return old unit for possible repair. †† Langite. § SS700P Model.
 ‡ Backshell. ** Pilot. C.P.R. ... Chromium plated rim.



HEADLAMPS, External Fitting

DETAILED SPARE PARTS

S700 and SS575 Dipping (Double Filament) Models

Part No.	†50995A S700	†50996A S700	†51014A/F S700 Black, C.P.R. (51023)	†51015A/F S700 Black, C.P.R. (51024)	†51016A/F S700 Black, C.P.R. (51025)	†51017A S700 Black, C.P.R. (51026)	51018A S700 Black, C.P.R. (51027)	51023E S700 Black, C.P.R. —
Model	Chromium	Chromium	Black, C.P.R. (51023)	Black, C.P.R. (51024)	Black, C.P.R. (51025)	Black, C.P.R. (51026)	Black, C.P.R. (51027)	Black, C.P.R. —
Finish								
Replaced by (see footnote)	(50988)	(50986)	(51023)	(51024)	(51025)	(51026)	(51027)	—
§Rim or door	553248	553248	553248	553248	553248	553248	553248	553248
§ Wires, light unit fixing	504665	504665	504665	504665	504665	504665	504665	504665
§Light unit	553921	553940	553921	553940	555447	553921	553940	553921
§Bulb holder, main	554602	554602	554602	554602	554602	554602	554602	554602
§ Sleeve, terminal	555910	555910	555910	555910	555910	555910	555910	555910
§Bulb, 12 volt	354	370	354	370	355	354	370	354
§Bulb, 6 volt	—	—	—	—	—	—	—	—
Nut, fixing bolt	180377	180377	180377	180377	180377	180364	180364	180377
Washer, fixing bolt	188349	188349	188349	188349	188349	188349	188349	188349
§Screw, rim fixing	144921	144921	144921	144921	144921	144921	144921	144921
Plate, rim fixing	534296	534296	534296	534296	534296	534296	534296	534296
§Bolt, lamp fixing	503014	503014	503014	503014	503014	503014	503014	503014

S700 and SS575—continued

Part No.	51024E S700 Black, C.P.R. —	51025F S700 Black, C.P.R. —	51026A S700 Black, C.P.R. —	51027A S700 Black, C.P.R. —	51029A S700 Black, C.P.R. —	51076A SS575 Black, C.P.R. —	†51078E S700 Black, C.P.R. (51023)	†51079E S700 Black, C.P.R. (51024)	†51080E S700 Black, C.P.R. (51025)
Model									
Finish									
Replaced by (see footnote)	—	—	—	—	—	—	(51023)	(51024)	(51025)
§Rim or door	553248	553248	553248	553248	553248	553248	553248	553248	553248
§ Wires, light unit fixing	504665	504665	504665	504665	504665	504665	504665	504665	504665
§Light unit	553940	555447	553921	553940	553921	553695	553921	553940	555447
§Bulb holder, main	554602	554602	554602	554602	554602	554602	554602	554602	554602
§ Sleeve, terminal	555910	555910	555910	555910	555910	555910	555910	555910	555910
§Bulb, 12 volt	370	355	354	370	354	—	354	370	355
§Bulb, 6 volt	—	—	—	—	—	166	—	—	—
Nut, fixing bolt	180377	180377	180364	180364	180377	112201	180377	180377	180377
Washer, fixing bolt	188349	188349	188349	188349	188349	137141	188349	188349	188349
§Screw, rim fixing	144921	144921	144921	144921	144921	144921	144921	144921	144921
Plate, rim fixing	534296	534296	534296	534296	534296	534296	534296	534296	534296
§Bolt, lamp fixing	503014	503014	503014	503014	503014	—	503014	503014	503014

S700 and SS575—continued

Part No.	†51353A S700 Black, C.P.R. (51023)	†51354A S700 Black, C.P.R. (51027)	51355A S700 Black, C.P.R. (50873)	51405A S700 Grey, C.P.R. —	51651A S700EF Chromium —	51682A S700 Black, C.P.R. —	51906A SS700 Black, C.P.R. —	58295A S700 C.P.R. —	58464A S700 Black, C.P.R. —
Model									
Finish									
Replaced by (see footnote)	(51023)	(51027)	(50873)	—	—	—	—	—	—
§Rim or door	553248	553248	553248	553248	553248	553248	553248	553248	553248
§ Screw, rim fixing	—	—	—	—	—	—	—	144921	—
§ Wires, light unit fixing	504665	504665	504665	504665	504665	504665	504665	504665	504665
§Light unit	553921	553940	555447	554842	553948	—	553925	556452	54520148
§Plate, light unit retaining	—	—	—	—	—	—	—	—	—
§Spring, light unit fixing	—	—	—	—	—	—	—	—	—
§Bulb holder, main	554602	554602	554602	554607	562303	553724	554602	553738	553738
§ Sleeve, terminal	555910	555910	555910	555910	555910	555910	555910	555910	555910
Clip and screw, bulb holder clamping	—	—	—	—	562306	—	—	—	‡556442
§Bulb holder, pilot	—	—	—	—	‡552943	—	—	—	—
§Bulb, 12 volt	354	370	355	325	—	—	311	410	410
§Bulb, 6 volt	—	—	—	—	—	—	—	—	—
Nut, fixing bolt	180377	180377	180377	180377	180377	180377	—	180377	180377
Washer, fixing bolt	188349	188349	188349	188349	188349	188349	137499	188349	188349
§Screw, rim fixing	144921	144921	144921	144921	144921	144921	144921	—	144921
Plate, rim fixing	534296	534296	534296	534296	534296	534296	534296	534296	534296
§Bolt, lamp fixing	503014	503014	503014	503014	503014	503014	112201	503014	503014
Clip, cable	—	—	—	—	—	—	—	552335	552335
Screw, cable clip	—	—	—	—	—	—	—	186181	—

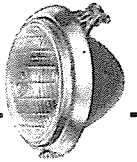
For illustrations, see pages G7–G8

Note. For replacement lamp spare parts, see appropriate column under part number
 ‡ Bulb retaining spring § Recommended spares for stock † Backshell

† When ordering, quote part number shown in brackets
 C.P.R. . . . Chromium plated rim


continued

HEADLAMPS, Flush Fitting



Models:


F575, F700, P700, PF700, RF700,
PF770, MCF575, RL700 and PL700




MODEL F575
MCF575 (less
body)




MODEL F700



MODEL P700



MODEL PF770



MODEL PL700
RL700 (R.R.
Motif)




MODEL PF700
RF700

For detailed spare parts, see pages G30-G68




HEADLAMPS, Flush Fitting



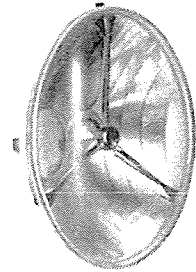
516659 (Non-Pilot)
516828 (Pilot-Bottom)
553695 (Non-Pilot)
553700 (Pilot-Top)



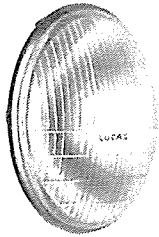
552495 (F575)
552496 (F575P)
552849 (F575P-3 pin)
553759 (F700)
556075 (F700P)



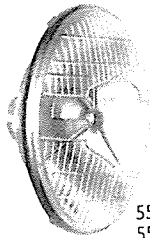
553564 (Pilot)
553921
554496
555306
555309 (Pilot)
555447
555991
556376 (Pilot)
556597 (Pilot)
54520132 (Pilot)
54520136




553476 (Bentley Biflex)
553627 (R.R. Biflex)
553961 (Lucas Marking)
553982 (Austin 'A')




553940
553948 (3 Pin)
554253 (Pilot-3 Pin)
555275 (Pilot)
555305 (Vert Dip with Adaptor)
556288 (Pilot)
54520882



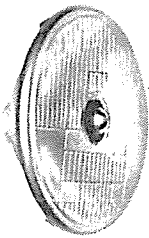
554308
555296
555996
556229
554999 (Special Adaptor)



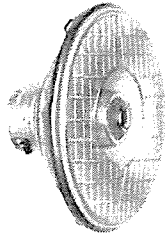
554430



554665 (Le Mans)
555288 (Le Mans 3 Pin)




554917
555355 (3 Pin)




555709
555710




555735
555745
54520067 (Special Adaptor)
54520068 (Special Adaptor)



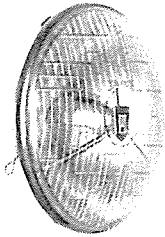
555752
555753 (Austin 'A')
555754
556565
556566 (Lucas Marking)
556567



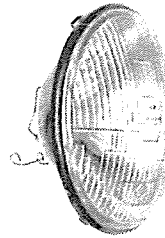
555423 ('B' Medallion)
555424 ('B' Medallion)
555998 (R.R. Medallion)
555999 (R.R. Medallion)



556452
54520883




556599
54520293



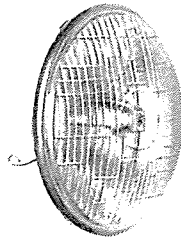
54520148 (Sweden)
54520420 (Pilot)




54521060




MODEL F700



556379 (R.R. Medallion)
556380 ('B' Medallion)
54520275 (R.R. Medallion)
54520276 ('B' Medallion)




MODEL F575
MCF575P (Less Body)



MODEL PF770
RF770

For detailed spare parts, see pages G30-G68

HEADLAMPS, Flush Fitting



For detailed spare parts, see pages G30-G68




HEADLAMPS, Flush Fitting

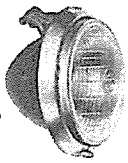


For detailed spare parts, see pages G30-G68

HEADLAMPS, Flush Fitting



For detailed spare parts, see pages G30-G68



HEADLAMPS, Flush Fitting

DETAILED SPARE PARTS


Part No.	†50144A F700 C.P.R. (50882)	*A50144A F700 C.P.R. —	†50165A F700P C.P.R. (51369)	†50166A F700P C.P.R. (51369)	†50262A F700 C.P.R. (51344)	†A50262A F700 C.P.R. (51533)	†B50262A F700 C.P.R. (51346)	†50263A F700 C.P.R. (51344)
(1) §Rim or door	552406	552406	552406	552406	552405	552405	552405	552405
(2) § Screw, rim fixing	—	—	—	—	—	—	—	—
(3) Motif, top front	—	—	—	—	—	—	—	—
(4) Screw, bracket and motif fixing	—	—	—	—	—	—	—	—
(5) Bracket, rim and motif fixing	—	—	—	—	—	—	—	—
(6) §Excluder, dust	—	—	—	—	—	—	—	—
(7) §Plate, light unit retaining	552371	552371	552371	552371	552371	552371	552371	552371
(8) Screw, unit rim	—	—	—	—	—	—	—	—
(9) Rim, unit seating	552392	552392	552392	552392	—	—	—	—
(10) Piece, packing	—	—	552362	552362	552362	552362	552362	552362
(11) §Light unit	553759	553759	556075	556075	553759	553759	553759	553759
(12) Spring, light unit fixing	—	—	—	—	—	—	—	—
(13) Screw, plate fixing	—	—	—	—	—	—	—	—
(14) Screw, pivot	100329	100329	100329	100329	100329	100329	100329	100329
(15) Pivot	552444	552444	552444	552444	552444	552444	552444	552444
(16) §Bulb holder	554602	554602	554603	554608	554602	554602	554602	554607
(17) § Sleeve, terminal	555910	555910	555910	555910	555910	555910	555910	555910
(18) § Interior, pilot bulb holder	—	—	553780	553780	—	—	—	—
(19) §Backshell	—	—	—	—	—	—	—	—
(20) Clip and screw, adaptor	—	—	—	—	—	—	—	—
(21) §Bulb, main	354	355	354 ‡222	162 ‡222	354	355	370	162
(22) §Buffer, rubber	—	—	—	—	—	—	—	—
(23) Conversion adaptor	—	—	—	—	—	—	—	—
(24) §Gasket, rubber	—	—	—	—	553760	553760	553760	553760
(25) Screw, with washer	554288	554288	554288	554288	554288	554288	554288	554288
(26) Spring, trimmer	552399	552399	552399	552399	552399	552399	552399	552399
(27) Screw, motif fixing	—	—	—	—	—	—	—	—
(28) Washer, spring	—	—	—	—	—	—	—	—
(29) Sleeve, sealing	—	—	—	—	—	—	—	—
(30) Screw, body fixing	—	—	—	—	—	—	—	—

Part No.	†50446K F700 C.P.R. (51336)	†50528M F700 C.P.R. (51533)	50529B F575P-1 C.P.R. —	A50529B F575P-1 C.P.R. —	B50529B F575P-1 C.P.R. —	†50537B F575P-1 C.P.R. (50529)	†50550E F700P C.P.R. (51592)	†A50550E F700P C.P.R. (50605)
(1) §Rim or door	552913	552912	552529	552529	552529	552529	552949	552949
(2) § Screw, rim fixing	552816	552816	—	—	—	—	552816	552816
(3) Motif, top front	—	—	—	—	—	—	—	—
(4) Screw, bracket and motif fixing	—	—	—	—	—	—	—	—
(5) Bracket, rim and motif fixing	—	—	—	—	—	—	—	—
(6) §Excluder, dust	552906	552906	—	—	—	—	552906	552906
(7) §Plate, light unit retaining	554872	554872	—	—	—	—	554872	554872
(8) Screw, unit rim	186137	186137	—	—	—	—	186137	186137
(9) Rim, unit seating	554871	554871	—	—	—	—	554871	554871
(10) Piece, packing	553537	553537	—	—	—	—	553537	553537
(11) §Light unit	553759	555447	552496	552496	552496	552496	556075	556075
(12) Spring, light unit fixing	—	—	504665	504665	504665	504665	—	—
(13) Screw, plate fixing	—	—	552517	552517	552517	552517	—	—
(14) Screw, pivot	—	—	—	—	—	—	—	—
(15) Pivot	—	—	—	—	—	—	—	—
(16) §Bulb holder	554607	554602	554610	554610	554610	554610	554603	554603
(17) § Sleeve, terminal	555910	555910	555910	555910	555910	555910	555910	555910
(18) § Interior, pilot bulb holder	—	—	553780	553780	553780	553780	553780	553780
(19) §Backshell	—	—	—	—	—	—	—	—
(20) Clip and screw, adaptor	—	—	—	—	—	—	—	—
(21) §Bulb, main	325	355	354 ‡222	355 ‡222	370 ‡222	162 ‡222	354 ‡222	355 ‡222
(22) §Buffer, rubber	—	—	—	—	—	—	—	—
(23) Conversion adaptor	—	—	—	—	—	—	—	—
(24) §Gasket, rubber	552915	553561	—	—	—	—	552996	552996
(25) Screw, with washer	554288	554288	—	—	—	—	554288	554288
(26) Spring, trimmer	552813	552813	512714	512714	512714	512714	552813	552813
(27) Screw, motif fixing	—	—	—	—	—	—	—	—
(28) Washer, spring	—	—	—	—	—	—	—	—
(29) Motif	—	—	—	—	—	—	—	—
(30) Screw, body fixing	—	—	—	—	—	—	—	—
(31) Pin, split	—	—	186711	186711	186711	186711	—	—
(32) Nut, barrel	—	—	169321	169321	169321	169321	—	—
(33) Bung, rubber, pivot	—	—	552530	552530	552530	552530	—	—

For illustrations, see pages G25-G29

Note. For replacement lamp spare parts, see appropriate column under part number * See Supersession Chart † When ordering, quote part number shown in brackets
 ‡ Pilot § Recommended spares for stock C.P.R. . . . Chromium plated rim

HEADLAMPS, Flush Fitting



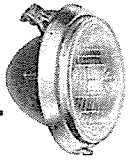
DETAILED SPARE PARTS

†50264D F700 C.P.R. (50882)	†50311F RF770 Chromium (50751)	†50360B F575P C.P.R. (50613)	†A50360B F575P C.P.R. (A50613)	†50361A F575P C.P.R. (50613)	†50362F F700P C.P.R. (51592)	†50429H RF770 C.P.R. (50751)	†50444D F700 C.P.R. (50794)	†50445K F700 C.P.R. (51336)	†A50445K F700 C.P.R. (51509)	†B50445K F700 C.P.R. (51339)	
552406	552678	552822	552822	552822	552913	552678	552923	552913	552913	552913	(1)
—	552796	552816	552816	552816	552816	552796	552928	552816	552816	552816	(2)
—	552689	—	—	—	—	552689	—	—	—	—	(3)
—	116003	—	—	—	—	116003	—	—	—	—	(4)
—	552691	552817	552817	552817	—	552691	—	—	—	—	(5)
—	†552688	552806	552806	552806	552906	—	552906	552906	552906	552906	(6)
552371	552686	—	—	—	554872	552686	554872	554872	554872	554872	(7)
—	—	—	—	—	186137	—	186137	186137	186137	186137	(8)
552392	552704	552805	552805	552805	554871	552704	554871	554871	554871	554871	(9)
—	—	—	—	—	553537	—	553537	553537	553537	553537	(10)
553759	*552702	552496	552496	552496	556075	554736	556075	553759	553759	554759	(11)
—	552687	—	—	—	—	552687	—	—	—	—	(12)
—	101970	—	—	—	—	101970	—	—	—	—	(13)
100329	100329	—	—	—	—	100329	—	—	—	—	(14)
552444	552444	—	—	—	—	552444	—	—	—	—	(15)
554607	554607	554610	554610	554609	554608	554607	554608	554602	554602	554602	(16)
555910	555910	555910	555910	555910	555910	555910	555910	555910	555910	555910	(17)
—	—	553780	553780	553780	553780	—	—	—	—	—	(18)
—	—	—	—	—	—	553480	—	—	—	—	(19)
—	—	—	—	—	—	—	—	—	—	—	(20)
162	185	354 †222	355 †222	162 †222	162 †989	302	325	354	355	370	(21)
—	—	—	—	—	—	—	—	—	—	—	(22)
—	—	—	—	—	—	—	—	—	—	—	(23)
—	—	552823	552823	552823	552915	—	552922	552915	552915	552915	(24)
554288	554288	554288	554288	554288	554288	554288	554288	554288	554288	554288	(25)
552399	552399	552813	552813	552813	552813	554383	552813	552813	552813	552813	(26)
—	132504	—	—	—	—	132504	—	—	—	—	(27)
—	188412	—	—	—	—	188412	—	—	—	—	(28)
—	—	—	—	—	554626	—	554626	554626	554626	554626	(29)
—	117020	—	—	—	—	117020	—	—	—	—	(30)

†B50550E F700P C.P.R. (50983)	†50551E F700P C.P.R. (51592)	†50571D PF770 C.P.R. (50825)	50572F F575 C.P.R.	A50572F F575 C.P.R.	B50572F F575 C.P.R.	†50573F F575 C.P.R. (50792)	†50578E F575P C.P.R. (50613)	†50579K F700 C.P.R. (51344)	50605H F700 C.P.R.	†50612A F700 C.P.R. (51336)	
552949	552949	552792	552822	552822	552822	552822	552822	552912	552913	552913	(1)
552816	552816	552796	553494	553494	553494	553494	553494	552816	552816	552816	(2)
—	—	553979	—	—	—	—	—	—	—	—	(3)
—	—	116003	—	—	—	—	—	—	—	—	(4)
—	—	552691	—	—	—	—	—	—	—	—	(5)
552906	552906	—	552806	552806	552806	552806	552806	552906	552906	—	(6)
554872	554872	552686	552805	552805	552805	552805	552805	554872	554872	552392	(7)
186137	186137	—	—	—	—	—	—	186137	186137	552371	(8)
554871	554871	552704	—	—	—	—	—	554871	554871	—	(9)
553537	553537	—	—	—	—	—	—	553537	553537	552362	(10)
556075	556075	553961	552495	552495	552495	552495	552495	553759	553564	553759	(11)
—	—	552687	—	—	—	—	—	—	—	—	(12)
—	—	101970	—	—	—	—	—	—	—	101893	(13)
—	—	100329	—	—	—	—	—	—	—	100329	(14)
—	—	552444	—	—	—	—	—	—	—	552444	(15)
554603	554608	554607	554602	554602	554602	554607	554609	554607	554603	554607	(16)
555910	555910	555910	555910	555910	555910	555910	555910	555910	555910	555910	(17)
553780	553780	—	—	—	—	—	553780	—	553780	—	(18)
—	—	553480	—	—	—	—	—	—	—	—	(19)
—	—	—	—	—	—	—	—	—	—	—	(20)
370 †222	325 †222	185	354	355	370	325	325 †222	325	355 †222	354	(21)
—	—	—	—	—	—	—	—	—	—	—	(22)
—	—	—	—	—	—	—	—	—	—	—	(23)
552996	552996	552688	552823	552823	552823	552823	552823	553561	552915	—	(24)
554288	554288	554288	554288	554288	554288	554288	554288	554288	554288	554288	(25)
552813	552813	553483	552813	552813	552813	552813	552813	552813	552813	552399	(26)
—	—	132504	—	—	—	—	—	—	—	—	(27)
—	—	188412	—	—	—	—	—	—	—	—	(28)
—	—	552690	—	—	—	—	—	—	—	—	(29)
—	—	117020	—	—	—	—	—	—	—	—	(30)
—	—	—	—	—	—	—	—	—	—	—	(31)
—	—	—	—	—	—	—	—	—	—	—	(32)
—	—	—	—	—	—	—	—	—	—	—	(33)

For illustrations, see pages G25-G29

* See Supersession Chart † When ordering, quote part number shown in brackets ‡ Gasket, rubber ¶ Pilot C.P.R. ... Chromium plated rim continued



HEADLAMPS, Flush Fitting

DETAILED SPARE PARTS

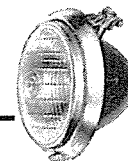
Part No.	50613E	*A50613E	*B50613E	†50614E	50664E	50675E	50679E	†50694F
Model	F575P	F575P	F575P	F575P	F575P-EF	F700P-EF	F700P-EF	F700
Finish	C.P.R.	C.P.R.	C.P.R.	C.P.R.	C.P.R.	C.P.R.	C.P.R.	C.P.R.
Replaced by (see footnote)	—	—	—	(50613)	—	—	—	(51336)
(1) §Rim or door	552822	552822	552822	552822	552822	552923	552913	552913
(2) § Screw, rim fixing	553494	553494	553494	553494	553494	552928	552816	552816
(3) Motif, top front	—	—	—	—	—	—	—	—
(4) Screw, bracket and motif fixing	—	—	—	—	—	—	—	—
(5) Bracket, rim and motif fixing	—	—	—	—	—	—	—	—
(6) §Excluder, dust	552806	552806	552806	552806	552806	552906	552906	552906
(7) §Plate, light unit retaining	552805	552805	552805	552805	552805	554872	554872	554872
(8) Screw, unit rim	—	—	—	—	—	186137	186137	186137
(9) Rim, unit seating	—	—	—	—	—	554871	554871	554871
(10) Piece, packing	—	—	—	—	—	553537	553537	553537
(11) §Light unit	552495	552495	552495	552495	552849	554253	554253	553759
(12) Spring, light unit fixing	—	—	—	—	—	—	—	—
(13) Screw, plate fixing	—	—	—	—	—	—	—	—
(14) Screw, pivot	—	—	—	—	—	—	—	—
(15) Pivot	—	—	—	—	—	—	—	—
(16) §Bulb holder	554610	554610	554610	554609	562303	562303	562303	554602
(17) § Sleeve, terminal	555910	555910	555910	555910	555910	555910	555910	555910
(18) § Interior, pilot bulb holder	553780	553780	553780	553780	553780	553780	553780	—
(19) §Backshell	—	—	—	—	—	562304	562304	—
(20) Clip and screw, adaptor	—	—	—	—	562306	562306	562306	—
(21) §Bulb, main	354 †222	355 †222	370 †222	325 †222	‡222	‡222	‡222	354
(22) §Buffer, rubber	—	—	—	—	—	—	—	—
(23) Conversion adaptor	—	—	—	—	—	—	—	—
(24) §Gasket, rubber	552823	552823	552823	552823	552823	552915	552915	552915
(25) Screw, with washer	554288	554288	554288	554288	554288	554288	554288	554288
(26) Spring, trimmer	552813	552813	552813	552813	552813	552813	552813	552813
(27) Screw, motif fixing	—	—	—	—	—	—	—	—
(28) Washer, spring	—	—	—	—	—	—	—	—
(29) Sleeve, sealing	—	—	—	—	—	554626	554626	554626
(30) Screw, body fixing	—	—	—	—	—	—	—	—

Part No.	†B50734D	†50735D	50747B/D	50751D	†50755E	†50756E	†A50756E	†B50756E
Model	F700P	F700P	F700EF	RF770	F700P	F700P	F700P	F700P
Finish	C.P.R.	C.P.R.	C.P.R.	C.P.R.	C.P.R.	C.P.R.	C.P.R.	C.P.R.
Replaced by (see footnote)	(50983)	(50982)	—	—	(51369)	(51369)	(51370)	(51371)
(1) §Rim or door	552913	552913	552936	552678	552936	552936	552936	552936
(2) § Screw, rim fixing	552816	552816	552816	554582	552816	552816	552816	552816
(3) Motif, top front	—	—	—	552689	—	—	—	—
(4) Screw, bracket and motif fixing	—	—	—	116003	—	—	—	—
(5) Bracket, rim and motif fixing	—	—	—	552691	—	—	—	—
(6) §Excluder, dust	552906	552906	552906	—	552906	552906	552906	552906
(7) §Plate, light unit retaining	554872	554872	554872	552686	554872	554872	554872	554872
(8) Screw, unit rim	186137	186137	186137	101970	186137	186137	186137	186137
(9) Rim, unit seating	554871	554871	554871	552704	554871	554871	554871	554871
(10) Piece, packing	553537	553537	553537	—	553537	553537	553537	553537
(11) §Light unit	556075	556075	553948	553476	556075	556075	556075	556075
(12) Spring, light unit fixing	—	—	—	552687	—	—	—	—
(13) Screw, plate fixing	—	—	—	—	—	—	—	—
(14) Screw, pivot	—	—	—	100329	—	—	—	—
(15) Pivot	—	—	—	552444	—	—	—	—
(16) §Bulb holder	554603	554608	562303	554602	554608	554603	554603	554603
(17) § Sleeve, terminal	555910	555910	555910	555910	555910	555910	555910	555910
(18) § Interior, pilot bulb holder	553780	553780	—	—	553780	553780	553780	553780
(19) §Backshell	—	—	‡552943	553480	—	—	—	—
(20) Clip and screw, adaptor	—	—	562306	—	—	—	—	—
(21) §Bulb, main	370 †222	325 †222	—	302	325 †222	354 †222	355 †222	370 †222
(22) §Buffer, rubber	—	—	—	—	—	—	—	—
(23) Conversion adaptor	—	—	—	—	—	—	—	—
(24) §Gasket, rubber	552915	552915	553561	552688	553561	553561	553561	553561
(25) Screw, with washer	554288	554288	554289	554288	554288	554288	554288	554288
(26) Spring, trimmer	552813	552813	552813	553483	552813	552813	552813	552813
(27) Screw, clamp	—	—	—	—	—	—	—	—
(28) Ring, fixing	—	—	552970	—	—	—	—	—
(29) Sleeve, sealing	554626	554626	554626	—	554626	554626	554626	554626
(30) Screw, body fixing	—	—	—	117020	—	—	—	—

For illustrations, see pages G25–G29

Note. For replacement lamp spare parts, see appropriate column under part number * See Supersession Chart † When ordering, quote part number shown in brackets ‡ Supplied complete with Adaptor 562303 § Recommended spares for stock †† Pilot C.P.R. . . Chromium plated rim

HEADLAMPS, Flush Fitting



DETAILED SPARE PARTS

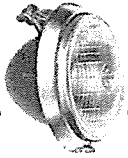
†50695F F700 C.P.R. (50941)	†50700E F700P-EF C.P.R. (50984)	†50705D PF770 C.P.R. (50825)	†A50705D PF770 C.P.R. (A50825)	†B50705D PF770 C.P.R. (B50825)	†50723H F700 C.P.R. (50882)	*A50723H F700 C.P.R. —	*B50723H F700 C.P.R. —	†50724H F700 C.P.R. (50882)	†50734D F700P C.P.R. (50982)	†A50734D F700P C.P.R. (50605)	
552913	552949	552792	552792	552792	552936	552936	552936	552936	552913	552913	(1)
552816	552816	552796	552796	552796	552816	552816	552816	552816	552816	552816	(2)
—	—	553979	553979	553979	—	—	—	—	—	—	(3)
—	—	116003	116003	116003	—	—	—	—	—	—	(4)
—	—	552691	552691	552691	—	—	—	—	—	—	(5)
552906	552906	—	—	—	552906	552906	552906	552906	552906	552906	(6)
554872	554872	552686	552686	552686	554872	554872	554872	554872	554872	554872	(7)
186137	186137	101970	101970	101970	186137	186137	186137	186137	186137	186137	(8)
554871	554871	552704	552704	552704	554871	554871	554871	554871	554871	554871	(9)
553537	553537	—	—	—	553537	553537	553537	553537	553537	553537	(10)
553759	554253	553961	553961	553961	553759	553759	553759	553759	556075	556075	(11)
—	—	552687	552687	552687	—	—	—	—	—	—	(12)
—	—	—	—	—	—	—	—	—	—	—	(13)
—	—	100329	100329	100329	—	—	—	—	—	—	(14)
—	—	552444	552444	552444	—	—	—	—	—	—	(15)
554607	562303	554602	554602	554602	554602	554602	554602	554607	554603	554603	(16)
555910	555910	555910	555910	555910	555910	555910	555910	555910	555910	555910	(17)
—	553780	—	—	—	—	—	—	—	553780	553780	(18)
—	562304	553480	553480	553480	—	—	—	—	—	—	(19)
—	562306	—	—	—	—	—	—	—	—	—	(20)
325	222	302	303	370	354	355	370	325	354 222	355 222	(21)
—	—	—	—	—	—	—	—	—	—	—	(22)
—	—	—	—	—	—	—	—	—	—	—	(23)
552915	552996	552688	552688	552688	553561	553561	553561	553561	552915	552915	(24)
554288	554288	554288	554288	554288	554288	554288	554288	554288	554288	554288	(25)
552813	552813	553483	553483	553483	552813	552813	552813	552813	552813	552813	(26)
—	—	—	—	—	—	—	—	—	—	—	(27)
—	—	—	—	—	—	—	—	—	—	—	(28)
554626	554626	—	—	—	554626	554626	554626	554626	554626	554626	(29)
—	—	117020	117020	117020	—	—	—	—	—	—	(30)

50757E F700P-EF C.P.R. —	50778A PF770 C.P.R. —	A50778A PF770 C.P.R. —	B50778A PF770 C.P.R. —	†50779A PF770 C.P.R. (50778)	†50780A PF770EF C.P.R. (51194)	50781A/B PF770 C.P.R. —	†50790E F700EF C.P.R. (51342)	†50792B F575P C.P.R. (50613)	*A50792B F575P C.P.R. —	*B50792B F575P C.P.R. —	
552936	553620	553620	553620	553620	553620	553620	552913	552822	552822	552822	(1)
552816	552796	552796	552796	552796	552796	552796	552816	553494	553494	552494	(2)
—	553623	553623	553623	553623	553623	553623	—	—	—	—	(3)
—	116003	116003	116003	116003	116003	116003	—	—	—	—	(4)
—	552691	552691	552691	552691	552691	552691	—	—	—	—	(5)
552906	—	—	—	—	—	—	552906	552806	552806	552806	(6)
554872	552686	552686	552686	552686	552686	554596	554872	552805	552805	552805	(7)
186137	—	—	—	—	—	—	186137	—	—	—	(8)
554871	552704	552704	552704	552704	552704	553614	554871	—	—	—	(9)
553537	—	—	—	—	—	—	553537	—	—	—	(10)
554253	553961	553961	553961	553961	553961	—	553948	552496	552496	552496	(11)
—	552687	552687	552687	552687	552687	—	—	—	—	—	(12)
—	101970	101970	101970	101970	101970	101970	—	—	—	—	(13)
—	100329	100329	100329	100329	100329	100329	—	—	—	—	(14)
—	552444	552444	552444	552444	552444	552444	—	—	—	—	(15)
562303	554602	554602	554602	554607	562303	553724	562303	554610	554610	554610	(16)
555910	555910	555910	555910	555910	555910	555910	555910	555910	555910	555910	(17)
553780	—	—	—	—	—	—	—	553780	553780	553780	(18)
‡562304	553480	553480	553480	553480	‡552943	¶553606	‡552943	—	—	—	(19)
562306	—	—	—	—	562306	—	562306	—	—	—	(20)
222	302	303	370	185	—	—	—	354 222	355 222	370 222	(21)
—	—	—	—	—	—	—	—	—	—	—	(22)
—	—	—	—	—	—	—	—	—	—	—	(23)
553561	552688	552688	552688	552688	552688	552688	552915	552823	552823	552823	(24)
554288	554288	554288	554288	554288	554288	554288	554288	554288	554288	554288	(25)
552813	553483	553483	553483	553483	553483	552813	552813	552813	552813	552813	(26)
—	—	—	—	—	—	132464	—	—	—	—	(27)
—	—	—	—	—	—	§188412	—	—	—	—	(28)
554626	—	—	—	—	—	**199003	554626	—	—	—	(29)
—	117020	117020	117020	117020	117020	117020	—	—	—	—	(30)

For illustrations, see pages G25-G29

* See Supersession Chart † When ordering, quote part number shown in brackets ‡ Supplied complete with Adaptor 562303 || Pilot
 ¶ Clamp unit § Washer, clamp screw ** Grommet C.P.R. ... Chromium plated rim

continued



HEADLAMPS, Flush Fitting

DETAILED SPARE PARTS

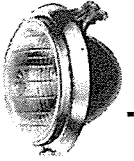
Part No.		†50793B F700P C.P.R. (51592)	†A50793B F700P C.P.R. (50605)	†B50793B F700P C.P.R. (50983)	50794B F700P C.P.R. —	A50794B F700P C.P.R. —	B50794B F700P C.P.R. —	†50795B F700 C.P.R. (51530)	†50799D F700 C.P.R. (51344)
(1) §Rim or door		552913	552913	552913	552923	552923	552923	552949	552912
(2) § Screw, rim fixing		552816	552816	552816	552928	552928	552928	552816	552816
(3) Motif, top front		—	—	—	—	—	—	—	—
(4) Screw, bracket and motif fixing		—	—	—	—	—	—	—	—
(5) Bracket, rim and motif fixing		—	—	—	—	—	—	—	—
(6) §Excluder, dust		552906	552906	552906	552906	552906	552906	552906	552906
(7) §Plate, light unit retaining		554872	554872	554872	554872	554872	554872	554872	554872
(8) Screw, unit rim		186137	186137	186137	186137	186137	186137	186137	186137
(9) Rim, unit seating		554871	554871	554871	554871	554871	554871	554871	554871
(10) Piece, packing		553537	553537	553537	553537	553537	553537	553537	553537
(11) §Light unit		556075	556075	556075	556075	556075	556075	555447	553759
(12) Spring, light unit fixing		—	—	—	—	—	—	—	—
(13) Screw, plate fixing		—	—	—	—	—	—	—	—
(14) Screw, pivot		—	—	—	—	—	—	—	—
(15) Pivot		—	—	—	—	—	—	—	—
(16) §Bulb holder		554603	554603	554603	554603	554603	554603	554602	554602
(17) § Sleeve, terminal		555910	555910	555910	555910	555910	555910	555910	555910
(18) § Interior, pilot bulb holder		553780	553780	553780	553780	553780	553780	—	—
(19) §Backshell		—	—	—	—	—	—	—	—
(20) Clip and screw, adaptor		—	—	—	—	—	—	—	—
(21) §Bulb, main		354 ‡222	355 ‡222	370 ‡222	354 ‡222	355 ‡222	370 ‡222	355	354
(22) §Buffer, rubber		—	—	—	—	—	—	—	—
(23) Conversion adaptor		—	—	—	—	—	—	—	—
(24) §Gasket, rubber		552915	552915	552915	552922	552922	552922	552996	553561
(25) Screw, with washer		—	—	—	554288	554288	554288	554288	554288
(26) Spring, trimmer		552813	552813	552813	552813	552813	552813	552813	552813
(27) Screw, motif fixing		—	—	—	—	—	—	—	—
(28) Sleeve, sealing		—	554626	554626	554626	554626	554626	554626	—
(29) Motif		—	—	—	—	—	—	—	—
(30) Screw, body fixing		—	—	—	—	—	—	—	—

Part No.		50822B F575P-1EF C.P.R.	50825A PF770 C.P.R.	A50825A PF770 C.P.R.	B50825A PF770 C.P.R.	†50826A PF770 C.P.R. (50825)	†50835A F700 C.P.R. (51417)	†A50835A F700 C.P.R. (51530)	†B50835A F700 C.P.R. (51419)
(1) §Rim or door		552529	552792	552792	552792	552792	552949	552949	552949
(2) § Screw, rim fixing		—	552796	552796	552796	552796	552816	552816	552816
(3) Motif, top front		—	553979	553979	553979	553979	—	—	—
(4) Screw, bracket and motif fixing		—	116003	116003	116003	116003	—	—	—
(5) Bracket, rim and motif fixing		—	552691	552691	552691	552691	—	—	—
(6) §Excluder, dust		—	—	—	—	—	552906	552906	552906
(7) §Plate, light unit retaining		—	552686	552686	552686	552686	554872	554872	554872
(8) Screw, unit rim		—	—	—	—	—	186137	186137	186137
(9) Rim, unit seating		—	552704	552704	552704	552704	554871	554871	554871
(10) Piece, packing		—	—	—	—	—	553537	553537	553537
(11) §Light unit		552849	553961	553961	553961	553961	553759	553759	553759
(12) Spring, light unit fixing		504665	552687	552687	552687	552687	—	—	—
(13) Screw, plate fixing		552517	101970	101970	101970	101970	—	—	—
(14) Screw, pivot		—	100329	100329	100329	100329	—	—	—
(15) Pivot		—	552444	552444	552444	552444	—	—	—
(16) §Bulb holder		562303	554602	554602	554602	554602	554602	554602	554602
(17) § Sleeve, terminal		—	555910	555910	555910	555910	555910	555910	555910
(18) § Interior, pilot bulb holder		553780	—	—	—	—	—	—	—
(19) §Backshell		562304	553480	553480	553480	553480	—	—	—
(20) Clip and screw, adaptor		562306	—	—	—	—	—	—	—
(21) §Bulb, main		‡222	302	303	370	185	354	355	370
(22) §Buffer, rubber		—	—	—	—	—	—	—	—
(23) Conversion adaptor		—	—	—	—	—	—	—	—
(24) §Gasket, rubber		—	552688	552688	552688	552688	552996	552996	552996
(25) Screw, with washer		—	554288	554288	554288	554288	554288	554288	554288
(26) Spring, trimmer		512714	553483	553483	553483	553483	552813	552813	552813
(27) Screw, motif fixing		—	—	—	—	—	—	—	—
(28) Sleeve, sealing		—	—	—	—	—	554626	554626	554626
(29) Grommet		—	—	—	—	—	—	—	—
(30) Screw, body fixing		—	117020	117020	117020	117020	—	—	—
(31) Pin, split		186711	—	—	—	—	—	—	—
(32) Nut, barrel		169321	—	—	—	—	—	—	—
(33) Bung, rubber, pivot		552530	—	—	—	—	—	—	—

For illustrations, see pages G25-G29

Note. For replacement lamp spare parts, see appropriate column under part number † When ordering, quote part number shown in brackets
 ‡ Pilot § Recommended spares for stock ¶ Supplied complete with Adaptor 562303 C.P.R. . . . Chromium plated rim

HEADLAMPS, Flush Fitting



DETAILED SPARE PARTS

†A50799D F700 C.P.R. (51344)	†B50799D F700 C.P.R. (51346)	†50802A F700P-EF C.P.R. (50679)	†50803A F700 C.P.R. (51509)	†50804A/D F700 C.P.R. (51509)	50806A F575/700 C.P.R. —	†50807B F700 C.P.R. (51467)	†50808D F700EF C.P.R. (51411)	50811A F700 C.P.R. —	50812A F700 C.P.R. —	50817D RF770 C.P.R. —	
552912	552912	552913	552913	552913	552913	552912	552912	552913	552923	552678	(1)
552816	552816	552816	552816	552816	552816	552816	552816	552816	552816	552796	(2)
—	—	—	—	—	—	—	—	—	—	552689	(3)
—	—	—	—	—	—	—	—	—	—	116003	(4)
—	—	—	—	—	—	—	—	—	—	552691	(5)
552906	552906	552906	552906	552906	—	552906	552906	552906	552906	—	(6)
554872	554872	554872	554872	554872	553715	554872	554872	554872	554872	554596	(7)
186137	186137	186137	186137	186137	126463	186137	186137	186137	186137	—	(8)
554871	554871	554871	554871	554871	553717	554871	554871	554871	554871	553614	(9)
553537	553537	553537	553537	553537	—	553537	553537	553537	553537	—	(10)
553759	553759	554253	555447	555447	—	—	553948	—	—	—	(11)
—	—	—	—	—	500291	—	—	—	—	—	(12)
—	—	—	—	—	553494	—	—	—	—	101970	(13)
—	—	—	—	—	—	—	—	—	—	100329	(14)
—	—	—	—	—	—	—	—	—	—	552444	(15)
554602	554602	562303	554602	554602	553724	553724	562303	553724	553724	—	(16)
555910	555910	555910	555910	555910	—	—	555910	—	—	—	(17)
—	—	553780	—	—	—	—	—	—	—	—	(18)
—	—	†562304	—	—	—	—	—	—	—	—	(19)
—	—	562306	—	—	—	—	†552943	—	—	—	(20)
—	—	‡222	355	355	—	—	562306	—	—	—	(21)
355	370	—	—	—	—	—	—	—	—	—	(22)
—	—	—	—	—	—	—	—	—	—	—	(23)
553561	553561	552915	552915	552915	553718	553561	553561	552915	552922	552688	(24)
554288	554288	554288	554288	554288	—	554288	554288	554288	554288	554288	(25)
552813	552813	552813	552813	552813	—	552813	552813	552813	552813	552813	(26)
—	—	554626	554626	554626	—	—	554626	554626	554626	—	(27)
—	—	—	—	—	—	554626	554626	554626	554626	—	(28)
—	—	—	—	—	—	—	—	—	—	—	(29)
—	—	—	—	—	‡126544	—	—	—	—	117020	(30)

†50836A F700 C.P.R. (51417)	†50837A F700EF C.P.R. (51420)	50838A PF770 C.P.R. —	A50838A PF770 C.P.R. —	B50838A PF770 C.P.R. —	†50839A PF770 C.P.R. (50838)	†50840A PF770 C.P.R. (51194)	50841A PF770 C.P.R. —	50848A PF770EF C.P.R. —	50849A/B RF770 C.P.R. —	B50849A/B RF770 C.P.R. —	
552949	552949	553620	553620	553620	553620	553620	553620	552792	552678	552678	(1)
552816	552816	552796	552796	552796	552796	552796	552796	552796	552796	552796	(2)
—	—	553623	553623	553623	553623	553623	553623	553979	552689	552689	(3)
—	—	116003	116003	116003	116003	116003	116003	116003	116003	116003	(4)
—	—	552691	552691	552691	552691	552691	552691	552691	552691	552691	(5)
552906	552906	—	—	—	—	—	—	—	—	—	(6)
554872	554872	552686	552686	552686	552686	552686	554596	552686	552686	552686	(7)
186137	186137	—	—	—	—	—	—	—	—	—	(8)
554871	554871	552704	552704	552704	552704	552704	553614	552704	552704	552704	(9)
553537	553537	—	—	—	—	—	—	—	—	—	(10)
553759	553948	553961	553961	553961	553961	553961	—	553961	553627	553627	(11)
—	—	552687	552687	552687	552687	552687	—	552687	552687	552687	(12)
—	—	101970	101970	101970	101970	101970	101970	101970	101970	101970	(13)
—	—	100329	100329	100329	100329	100329	100329	100329	100329	100329	(14)
—	—	552444	552444	552444	552444	552444	552444	552444	552444	552444	(15)
554607	562303	554602	554602	554602	554607	562303	562303	562303	554602	554602	(16)
555910	555910	555910	555910	555910	555910	555910	555910	555910	555910	555910	(17)
—	—	—	—	—	—	—	—	—	—	—	(18)
—	†552943	553480	553480	553480	553480	†552943	—	†552943	553480	553480	(19)
—	562306	—	—	—	—	562306	—	562306	—	—	(20)
325	—	302	303	370	185	—	—	—	185	370	(21)
—	—	—	—	—	—	—	—	—	—	—	(22)
—	—	—	—	—	—	—	—	—	—	—	(23)
552996	552996	552688	552688	552688	552688	552688	552688	552688	552688	552688	(24)
554288	554288	554288	554288	554288	554288	554288	554288	554288	554288	554288	(25)
552813	552813	553483	553483	553483	553483	553483	552813	553483	553483	553483	(26)
—	—	—	—	—	—	—	—	—	—	—	(27)
554626	554626	—	—	—	—	—	—	—	—	—	(28)
—	—	—	—	—	—	—	—	—	—	—	(29)
—	—	117020	117020	117020	117020	117020	117020	117020	199003	199003	(30)
—	—	—	—	—	—	—	—	—	117020	117020	(31)
—	—	—	—	—	—	—	—	—	—	—	(32)
—	—	—	—	—	—	—	—	—	—	—	(33)

For illustrations, see pages G25-G29

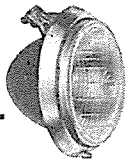
† When ordering, quote part number shown in brackets
C.P.R. ... Chromium plated rim

‡ Supplied complete with Adaptor 562303

¶ Pilot

‡ Order separately

continued



HEADLAMPS, Flush Fitting

DETAILED SPARE PARTS

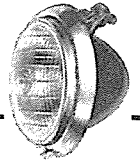
Part No.	†50852B	†A50852B	†B50852B	†50857B	†A50857B	†B50857B	†50858B	†50859B	
Model	PF770	PF770	PF770	F700	F700	F700	F700	F700EF	
Finish	C.P.R.	C.P.R.	C.P.R.	—	—	—	—	—	
Replaced by (see footnote)	(50825)	(A50825)	(B50825)	(51468)	(51469)	(51470)	(51468)	(50977)	
(1) §Rim or door	553667	553667	553667	—	—	—	—	—	
(2) § Screw, rim fixing	552796	552796	552796	—	—	—	—	—	
(3) Motif, top front	—	—	—	—	—	—	—	—	
(4) Screw, bracket and motif fixing	116003	116003	116003	—	—	—	—	—	
(5) Bracket, rim and motif fixing	552691	552691	552691	—	—	—	—	—	
(6) §Excluder, dust	—	—	—	552906	552906	552906	552906	552906	
(7) §Plate, light unit retaining	552686	552686	552686	554872	554872	554872	554872	554872	
(8) Screw, unit rim	—	—	—	186137	186137	186137	186137	186137	
(9) Rim, unit seating	552704	552704	552704	554871	554871	554871	554871	554871	
(10) Piece, packing	—	—	—	553537	553537	553537	553537	553537	
(11) §Light unit	553961	553961	553961	553759	553759	553759	553759	553948	
(12) Spring, light unit fixing	552687	552687	552687	—	—	—	—	—	
(13) Screw, plate fixing	101970	101970	101970	—	—	—	—	—	
(14) Screw, pivot	100329	100329	100329	—	—	—	—	—	
(15) Pivot	552444	552444	552444	—	—	—	—	—	
(16) §Bulb holder	554602	554602	554602	554602	554602	554602	554607	562303	
(17) § Sleeve, terminal	555910	555910	555910	555910	555910	555910	555910	555910	
(18) § Interior, pilot bulb holder	—	—	—	—	—	—	—	—	
(19) §Backshell	553480	553480	553480	—	—	—	—	—	†552943
(20) Clip and screw, adaptor	—	—	—	—	—	—	—	—	562306
(21) §Bulb, main	302	303	370	354	355	370	325	—	
(22) §Buffer, rubber	—	—	—	—	—	—	—	—	
(23) Conversion adaptor	—	—	—	—	—	—	—	—	
(24) §Gasket, rubber	552688	552688	552688	553561	553561	553561	553561	553561	
(25) Screw, with washer	554288	554288	554288	554288	554288	554288	554288	554288	
(26) Spring, trimmer	553483	553483	553483	552813	552813	552813	552813	552813	
(27) Screw, motif fixing	—	—	—	—	—	—	—	—	
(28) Washer, spring	—	—	—	—	—	—	—	—	
(29) Motif	—	—	—	—	—	—	—	—	
(30) Screw, body fixing	117020	117020	117020	—	—	—	—	—	
(31) Sleeve, sealing	—	—	—	554626	554626	554626	554626	554626	

Part No.	50900A	A50900A	B50900A	†50901A	50913A/D	†50919A/B	50920A	50933A	
Model	PF770	PF770	PF770	PF770	PF770	F700	PF770	PF770	
Finish	C.P.R.	C.P.R.	C.P.R.	C.P.R.	C.P.R.	—	C.P.R.	C.P.R.	
Replaced by (see footnote)	—	—	—	(50900)	—	(51587)	—	—	
(1) §Rim or door	552792	552792	552792	552792	552792	—	553844	553956	
(2) § Screw, rim fixing	552796	552796	552796	552796	554582	552796	552816	552796	
(3) Motif, top front	553979	553979	553979	553979	553979	—	—	553864	
(4) Screw, bracket and motif fixing	116003	116003	116003	116003	116003	—	—	116003	
(5) Bracket, rim and motif fixing	552691	552691	552691	552691	552691	—	—	553953	
(6) §Excluder, dust	—	—	—	—	—	‡553752	—	553954	
(7) §Plate, light unit retaining	552686	552686	552686	552686	552686	554872	552686	553878	
(8) Screw, unit rim	—	—	—	—	—	186137	—	—	
(9) Rim, unit seating	552704	552704	552704	552704	‡552704	554871	552704	553877	
(10) Piece, packing	—	—	—	—	—	553537	—	186137	
(11) §Light unit	553982	553982	553982	553982	553961	—	553961	553961	
(12) Spring, light unit fixing	552687	552687	552687	552687	552687	—	552687	—	
(13) Screw, plate fixing	101970	101970	101970	101970	101970	—	101970	—	
(14) Screw, pivot	100329	100329	100329	100329	100329	—	100329	—	
(15) Pivot	552444	552444	552444	552444	552444	—	552444	—	
(16) §Bulb holder	554602	554602	554602	554607	554602	553724	554602	554602	
(17) § Sleeve, terminal	555910	555910	555910	555910	555910	—	555910	555910	
(18) § Interior, pilot bulb holder	—	—	—	—	—	—	—	—	
(19) §Backshell	553480	553480	553480	553480	553480	—	553480	553480	
(20) Clip and screw, adaptor	—	—	—	—	—	—	—	—	
(21) §Bulb, main	302	303	370	185	302	—	302	302	
(22) §Buffer, rubber	—	—	—	—	—	—	—	553875	
(23) Conversion adaptor	—	—	—	—	—	—	—	—	
(24) §Gasket, rubber	552688	552688	552688	552688	552688	—	552688	553955	
(25) Screw, with washer	554288	554288	554288	554288	554288	554288	554288	*552708	
(26) Spring, trimmer	553483	553483	553483	553483	553483	552813	553483	553872	
(27) Sleeve, sealing	—	—	—	—	—	554626	—	554626	
(28) Washer, spring	—	—	—	—	—	—	—	—	
(29) Grommet	—	—	—	199003	199003	—	—	—	
(30) Screw, body fixing	117020	117020	117020	117020	117020	—	117020	177020	

For illustrations, see pages G25-G29

Note. For replacement lamp spare parts, see appropriate column under part number † See Supersession Chart ‡ When ordering, quote part number shown in brackets
 † Supplied complete with Adaptor 562303 § Recommended spares for stock ‡ Supplied separately † Ring, fixing C.P.R. . . Chromium plated rim

HEADLAMPS, Flush Fitting



DETAILED SPARE PARTS


	50864B RF770EF C.P.R.	50874A F700 C.P.R.	†50878A F700 C.P.R. (51336)	†A50878A F700 C.P.R. (51509)	†B50878A F700 C.P.R. (51339)	†50879A F700 C.P.R. (51344)	†50880A F700 C.P.R. (51336)	†50881A F700 C.P.R. (51344)	50882A F700 C.P.R. —	†50884A F700 C.P.R. (51417)	†50885A F700 C.P.R. (51417)	
	552678	552912	552913	552913	552913	552912	552913	552912	552936	552949	552949	(1)
	552796	552816	552816	552816	552816	552816	552816	552816	552816	552816	552816	(2)
	552689	—	—	—	—	—	—	—	—	—	—	(3)
	116003	—	—	—	—	—	—	—	—	—	—	(4)
	552691	—	—	—	—	—	—	—	‡552970	—	—	(5)
	—	552906	552906	552906	552906	552906	552906	552906	552906	552906	552906	(6)
	552686	554872	554872	554872	554872	554872	554872	554872	554872	554872	554872	(7)
	—	186137	186137	186137	186137	186137	186137	186137	186137	186137	186137	(8)
	552704	554871	554871	554871	554871	554871	554871	554871	554871	554871	554871	(9)
	—	553537	553537	553537	553537	553537	553537	553537	553537	553537	553537	(10)
	553476	553759	553759	553759	553759	553759	553759	553759	553759	553759	553759	(11)
	552687	—	—	—	—	—	—	—	‡‡512505	—	—	(12)
	101970	—	—	—	—	—	—	—	—	—	—	(13)
	100329	—	—	—	—	—	—	—	—	—	—	(14)
	552444	—	—	—	—	—	—	—	—	—	—	(15)
	562303	554602	554602	554602	554602	554602	554607	554607	554602	554602	554607	(16)
	555910	555910	555910	555910	555910	555910	555910	555910	555910	555910	555910	(17)
	—	—	—	—	—	—	—	—	—	—	—	(18)
	‡552943	—	—	—	—	—	—	—	—	—	—	(19)
	562306	—	—	—	—	—	—	—	—	—	—	(20)
	—	326	354	355	370	354	325	325	354	354	325	(21)
	—	—	—	—	—	—	—	—	—	—	—	(22)
	—	—	—	—	—	—	—	—	—	—	—	(23)
	552688	553561	552915	552915	552915	553561	552915	553561	553561	552996	552996	(24)
	554288	554288	554288	554288	554288	554288	554288	554288	554289	554288	554288	(25)
	553483	552813	552813	552813	552813	552813	552813	552813	552813	552813	552813	(26)
	—	—	—	—	—	—	—	—	—	—	—	(27)
	—	—	—	—	—	—	—	—	—	—	—	(28)
	—	—	—	—	—	—	—	—	—	—	—	(29)
	117020	—	—	—	—	—	—	—	—	—	—	(30)
	—	—	554626	554626	554626	554626	554626	554626	554626	554626	554626	(31)

	A50933A PF770 C.P.R.	B50933A PF770 C.P.R.	†50934A PF770 C.P.R. (50933)	50935A/B PF770EF C.P.R.	50936A PF770 C.P.R.	†50937A PF770 C.P.R. (50781)	50941A F700 C.P.R.	50942A PF770 Chromium	†50954A F700 C.P.R. (51336)	†50959A F700 C.P.R. (51344)	†50960A F700 C.P.R. (51533)	
	553956	553956	553956	553956	553956	553667	552913	552792	552913	552912	552912	(1)
	552796	552796	552796	552796	552796	552796	552816	552796	552816	552816	552816	(2)
	553864	553864	553864	553864	553864	—	—	553979	—	—	—	(3)
	116003	116003	116003	116003	116003	116003	—	116003	—	—	—	(4)
	553953	553953	553953	553953	553953	552691	—	552691	—	—	—	(5)
	553954	553954	553954	553954	553954	—	552906	—	—	552906	552906	(6)
	553878	553878	553878	553971	553971	554596	554872	554596	554872	554872	554872	(7)
	—	—	—	186137	186137	—	186137	—	186137	186137	186137	(8)
	553877	553877	553877	553972	553972	553614	554871	553614	554871	554871	554871	(9)
	186137	186137	186137	—	—	—	553537	—	553537	553537	553537	(10)
	553961	553961	553961	553948	—	—	553921	—	553921	554253	555447	(11)
	—	—	—	—	—	—	—	—	—	—	—	(12)
	—	—	—	—	—	101970	—	101970	—	—	—	(13)
	—	—	—	—	—	100329	—	100329	—	—	—	(14)
	—	—	—	—	—	552444	—	552444	—	—	—	(15)
	554602	554602	554607	562303	553724	553724	554602	553724	554602	554602	554602	(16)
	555910	555910	555910	555910	—	—	555910	—	555910	555910	555910	(17)
	—	—	—	—	—	—	—	—	—	—	—	(18)
	553480	553480	553480	‡552943	—	—	—	—	—	—	—	(19)
	—	—	—	562306	—	—	—	—	—	—	—	(20)
	303	370	185	—	—	—	354	—	354	354	355	(21)
	553875	553875	553875	—	—	—	—	—	—	—	—	(22)
	—	—	—	—	—	—	—	—	—	—	—	(23)
	553955	553955	553955	553955	553955	552688	552915	552688	—	553561	553561	(24)
	*552708	*552708	*552708	*552708	*552708	554288	554288	554288	554288	554288	554288	(25)
	553872	553872	553872	553872	553872	552813	552813	552813	552813	552813	552813	(26)
	554626	554626	554626	554626	554626	—	554626	—	554626	554626	554626	(27)
	—	—	—	—	—	—	—	—	—	—	—	(28)
	—	—	—	—	—	—	—	—	—	—	—	(29)
	117020	117020	117020	117020	117020	117020	—	117020	—	—	—	(30)

For illustrations, see pages G25-G29

* See Supersession Chart † When ordering, quote part number shown in brackets ‡ Ring, fixing †† Collar, spacing
 † Supplied complete with Adaptor 562303 C.P.R. .. Chromium plated rim

continued



HEADLAMPS, Flush Fitting

DETAILED SPARE PARTS

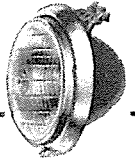
Part No.	†50961A F700 C.P.R. (51346)	†50962A F700EF C.P.R. (51342)	†50963A F700 C.P.R. (51339)	†50966A F700EF C.P.R. (51342)	50967A F700 C.P.R. —	†50968A F700 C.P.R. (51419)	50973A F700 C.P.R. —	†50974B F700 — (51468)
(1) §Rim or door	552912	552913	552913	552913	552913	552949	552913	—
(2) § Screw, rim fixing	552816	552816	552816	552816	552816	552816	552816	—
(3) Motif, top front	—	—	—	—	—	—	—	—
(4) Screw, bracket and motif fixing	—	—	—	—	—	—	—	—
(5) Bracket, rim and motif fixing	—	—	—	—	—	—	—	—
(6) §Excluder, dust	552906	552906	552906	552906	552906	552906	552906	553752
(7) §Plate, light unit retaining	554872	554872	554872	554872	554872	554872	554872	554872
(8) Screw, unit rim	186137	186137	186137	186137	186137	186137	186137	186137
(9) Rim, unit seating	554871	554871	554871	554871	554871	554871	554871	554871
(10) Piece, packing	553537	553537	553537	553537	553537	553537	553537	553537
(11) §Light unit	553940	553948	553940	553948	553940	553940	555447	553921
(12) Spring, light unit fixing	—	—	—	—	—	—	—	—
(13) Screw, plate fixing	—	—	—	—	—	—	—	—
(14) Screw, pivot	—	—	—	—	—	—	—	—
(15) Pivot	—	—	—	—	—	—	—	—
(16) §Bulb holder	554602	562303	554602	562303	554602	554602	554602	554602
(17) § Sleeve, terminal	555910	555910	555910	555910	555910	555910	555910	555910
(18) § Interior, pilot bulb holder	—	—	—	—	—	—	—	—
(19) §Backshell	—	‡552943	—	‡552943	—	—	—	—
(20) Clip and screw, adaptor	—	562306	—	562306	—	—	—	—
(21) §Bulb, main	370	—	370	—	370	370	355	354
(22) §Buffer, rubber	—	—	—	—	—	—	—	—
(23) Conversion adaptor	—	—	—	—	—	—	—	—
(24) §Gasket, rubber	553561	552915	552915	552915	552915	552996	552915	—
(25) Screw, with washer	554288	554288	554288	554288	554288	554288	554288	554288
(26) Spring, trimmer	552813	552813	552813	552813	552813	552813	552813	552813
(27) Screw, motif fixing	—	—	—	—	—	—	—	—
(28) Washer, spring	—	—	—	—	—	—	—	—
(29) Motif	—	—	—	—	—	—	—	—
(30) Screw, body fixing	—	—	—	—	—	—	—	—
(31) Pin, split	—	—	—	—	—	—	—	—
(32) Sleeve, sealing	554626	554626	554626	554626	554626	554626	554626	554626

Part No.	†50993A F700 C.P.R. (51533)	†50994A F700 C.P.R. (51346)	51009A F700EF C.P.R. —	†51010A F700 C.P.R. (51417)	†51011A F700 C.P.R. (51419)	†51012A F700 C.P.R. (51530)	51033A F575 C.P.R. —	51044A F575P C.P.R. —
(1) §Rim or door	552912	552912	552912	552949	552949	552949	552822	552822
(2) § Screw, rim fixing	552816	552816	552816	552816	552816	552816	553494	552816
(3) Motif, top front	—	—	—	—	—	—	—	—
(4) Screw, bracket and motif fixing	—	—	—	—	—	—	—	—
(5) Bracket, rim and motif fixing	—	—	—	—	—	—	—	552817
(6) §Excluder, dust	552906	552906	552906	552906	552906	552906	552806	552806
(7) §Plate, light unit retaining	554872	554872	554872	554872	554872	554872	552805	552805
(8) Screw, unit rim	186137	186137	186137	186137	186137	186137	—	—
(9) Rim, unit seating	554871	554871	554871	554871	554871	554871	—	—
(10) Piece, packing	553537	553537	553537	553537	553537	553537	—	—
(11) §Light unit	555447	553940	553948	553921	553940	555447	553695	553700
(12) Spring, light unit fixing	—	—	—	—	—	—	—	—
(13) Screw, plate fixing	—	—	—	—	—	—	—	—
(14) Screw, pivot	—	—	—	—	—	—	—	—
(15) Pivot	—	—	—	—	—	—	—	—
(16) §Bulb holder	554602	554602	562303	554602	554602	554602	554602	554610
(17) § Sleeve, terminal	555910	555910	555910	555910	555910	555910	555910	555910
(18) § Interior, pilot bulb holder	—	—	—	—	—	—	—	553780
(19) §Backshell	—	—	‡552943	—	—	—	—	—
(20) Clip and screw, adaptor	—	—	562306	—	—	—	—	—
(21) §Bulb, main	355	370	—	354	370	355	312	312 †988
(22) §Buffer, rubber	—	—	—	—	—	—	—	—
(23) Conversion adaptor	—	—	—	—	—	—	—	—
(24) §Gasket, rubber	553561	553561	552915	552996	552996	552996	552823	552823
(25) Screw, with washer	554288	554288	554288	554288	554288	554288	554288	554288
(26) Spring, trimmer	552813	552813	552813	552813	552813	552813	552813	552813
(27) Screw, motif fixing	—	—	—	—	—	—	—	—
(28) Washer, spring	—	—	—	—	—	—	—	—
(29) Sleeve, sealing	554626	554626	554626	554626	554626	554626	554626	554626
(30) Screw, body fixing	—	—	—	—	—	—	—	—

For illustrations, see pages G25-G29

Note. For replacement lamp spare parts, see appropriate column under part number † When ordering, quote part number shown in brackets
 ‡ Supplied complete with Adaptor 562303 § Recommended spares for stock ¶ Pilot C.P.R. . . . Chromium plated rim

HEADLAMPS, Flush Fitting



DETAILED SPARE PARTS

†50975B F700 — (51469)	†50976B F700 — (51470)	50977A F700EF — —	†50978A F700EF C.P.R. (51411)	†50979A PF700 C.P.R. (51065)	†50980A PF770 C.P.R. (51065)	50981B PF770EF C.P.R. —	50982A F700P C.P.R. —	50983A F700P C.P.R. —	50984A F700P-EF C.P.R. —	†50992A F700 C.P.R. (51344)	
—	—	—	552912	553965	553978	553965	552913	552913	552913	552912	(1)
—	—	—	552816	552796	554582	554582	552816	552816	552816	552816	(2)
—	—	—	—	—	553980	—	—	—	—	—	(3)
—	—	—	—	116003	116003	116003	—	—	—	—	(4)
—	—	—	—	553953	553953	553953	—	—	—	—	(5)
553752	553752	553752	552906	553954	553954	553954	552906	552906	552906	552906	(6)
554872	554872	554872	554872	553878	553878	553878	554872	554872	554872	554872	(7)
186137	186137	186137	186137	186137	186137	186137	186137	186137	186137	186137	(8)
554871	554871	554871	554871	553877	553877	553877	554871	554871	554871	554871	(9)
553537	553537	553537	553537	—	—	—	553537	553537	553537	553537	(10)
555447	553940	553948	553948	553961	553961	553961	556376	556288	554253	553921	(11)
—	—	—	—	—	—	—	—	—	—	—	(12)
—	—	—	—	—	—	—	—	—	—	—	(13)
—	—	—	—	—	—	—	—	—	—	—	(14)
—	—	—	—	—	—	—	—	—	—	—	(15)
554602	554602	562303	562303	554602	554602	562303	554603	554603	562303	554602	(16)
555910	555910	555910	555910	555910	555910	555910	555910	555910	555910	555910	(17)
—	—	—	—	—	—	—	553780	553780	553780	—	(18)
—	—	†552943	†552943	553480	553480	†552943	—	—	†562304	—	(19)
—	—	562306	562306	5511658	—	562306	—	—	562306	—	(20)
355	370	—	—	302	302	—	354 †222	370 †222	†222	354	(21)
—	—	—	—	553875	—	—	—	—	—	—	(22)
—	—	—	—	—	—	—	—	—	—	—	(23)
—	—	—	553561	553955	553955	553955	552915	552915	—	553561	(24)
554288	554288	554288	554288	*552708	*552708	*552708	554288	554288	554288	554288	(25)
552813	552813	552813	552813	553872	553872	553872	552813	552813	552813	552813	(26)
—	—	—	—	—	—	—	—	—	—	—	(27)
—	—	—	—	—	—	—	—	—	—	—	(28)
—	—	—	—	—	—	—	—	—	—	—	(29)
—	—	—	—	117020	117020	117020	—	—	—	—	(30)
—	—	—	—	186711	—	—	—	—	—	—	(31)
554626	554626	554626	554626	554626	554626	554626	554626	554626	554626	554626	(32)

51054A PF770 C.P.R. —	A51054A PF770 C.P.R. —	B51054A PF770 C.P.R. —	†51055A PF770 C.P.R. (51054)	†51056A PF770EF C.P.R. (51484)	51065A/B PF770 C.P.R. —	A51065A/B PF770 C.P.R. —	B51065A/B PF770 C.P.R. —	†51066A PF770 C.P.R. (51065)	51067B PF770 C.P.R. —	51073B P700 C.P.R. —	
553978	553978	553978	553978	553978	553978	553978	553978	553978	553978	552912	(1)
554582	554582	554582	554582	554582	554582	554582	554582	554582	554582	552816	(2)
553980	553980	553980	553980	553980	553980	553980	553980	553980	553980	—	(3)
116003	116003	116003	116003	116003	116003	116003	116003	116003	116003	—	(4)
553953	553953	553953	553953	553953	553953	553953	553953	553953	553953	—	(5)
553954	553954	553954	553954	553954	553954	553954	553954	553954	553954	552906	(6)
553878	553878	553878	553878	553971	553878	553878	553878	553878	553971	554872	(7)
186137	186137	186137	186137	186137	186137	186137	186137	186137	186137	186137	(8)
553877	553877	553877	553877	553972	553877	553877	553877	553877	553972	554871	(9)
—	—	—	—	—	—	—	—	—	—	—	(10)
553982	553982	553982	553982	553948	553961	553961	553961	553961	—	554308	(11)
—	—	—	—	—	—	—	—	—	—	—	(12)
—	—	—	—	—	—	—	—	—	—	—	(13)
—	—	—	—	—	—	—	—	—	—	—	(14)
—	—	—	—	—	—	—	—	—	—	—	(15)
554602	554602	554602	554607	562303	554602	554602	554602	554607	553724	554602	(16)
555910	555910	555910	555910	555910	555910	555910	555910	555910	—	555910	(17)
—	—	—	—	—	—	—	—	—	—	—	(18)
553480	553480	553480	553480	†552943	553480	553480	553480	553480	—	—	(19)
—	—	—	—	562306	—	—	—	—	—	—	(20)
302	303	370	185	—	302	303	370	185	—	354	(21)
553875	553875	553875	553875	—	553875	553875	553875	553875	—	—	(22)
—	—	—	—	—	—	—	—	—	—	—	(23)
553955	553955	553955	553955	553955	553955	553955	553955	553955	553955	553561	(24)
*552708	*552708	*552708	*552708	*552708	*552708	*552708	*552708	*552708	*552708	554288	(25)
553872	553872	553872	553872	553872	553872	553872	553872	553872	553872	552813	(26)
—	—	—	—	—	—	—	—	—	—	—	(27)
—	—	—	—	—	—	—	—	—	—	—	(28)
554626	554626	554626	554626	554626	554626	554626	554626	554626	554626	554626	(29)
117020	117020	117020	117020	117020	117020	117020	117020	117020	117020	—	(30)

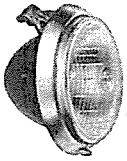
For illustrations, see pages G25-G29

* See Supersession Chart
‡ Spring, backshell securing

† When ordering, quote part number shown in brackets
* Pilot C.P.R. . . Chromium plated rim

‡ Supplied complete with Adaptor 562303

continued



HEADLAMPS, Flush Fitting

DETAILED SPARE PARTS

Part No.	51087B RF770EF C.P.R.	†51088B RF770 C.P.R. (51293)	†51089A RF770 C.P.R. (51296)	51092A PF770EF C.P.R.	51194B PF770EF C.P.R.	†51216A PF770 C.P.R. (51065)	†A51216A PF770 C.P.R. (A51065)	†B51216A PF770 C.P.R. (B51065)
Model								
Finish								
Replaced by (see footnote)								
(1) §Rim or door	553996	553996	553996	553844	553620	553965	553965	553965
(2) § Screw, rim fixing	554582	554582	554582	552816	554582	552796	552796	552796
(3) Motif, top front	553967	553967	553967	—	553623	—	—	—
(4) Screw, bracket and motif fixing	116003	116003	116003	—	116003	116003	116003	116003
(5) Bracket, rim and motif fixing	553953	553953	553953	—	552691	553953	553953	553953
(6) §Excluder, dust	553954	553954	553954	—	—	553954	553954	553954
(7) §Plate, light unit retaining	553878	553971	553878	554596	554596	553878	553878	553878
(8) Screw, unit rim	186137	186137	186137	—	—	186137	186137	186137
(9) Rim, unit seating	553877	553972	553877	553614	553614	553877	553877	553877
(10) Piece, packing	—	—	—	—	—	—	—	—
(11) §Light unit	553476	553476	553627	553948	553948	553961	553961	553961
(12) Spring, light unit fixing	—	—	—	—	—	—	—	—
(13) Screw, plate fixing	—	—	—	101970	101970	—	—	—
(14) Screw, pivot	—	—	—	100329	100329	—	—	—
(15) Pivot	—	—	—	552444	552444	—	—	—
(16) §Bulb holder	562303	—	554602	562303	562303	554602	554602	554602
(17) § Sleeve, terminal	555910	—	555910	555910	555910	555910	555910	555910
(18) § Interior, pilot bulb holder	—	—	—	—	—	—	—	—
(19) §Backshell	†553999	—	553480	†552943	†552943	553480	553480	553480
(20) Clip and screw, adaptor	562306	—	—	562306	562306	—	—	—
(21) §Bulb, main	—	—	302	—	—	302	302	370
(22) §Buffer, rubber	553875	—	553875	—	—	553875	553875	553875
(23) Conversion adaptor	—	—	—	—	—	—	—	—
(24) §Gasket, rubber	—	—	—	552688	552688	553955	553955	553955
(25) Screw, with washer	*552708	*552708	*552708	554288	554288	*552708	*552708	*552708
(26) Spring, trimmer	553872	553872	553872	552813	552813	553872	553872	553872
(27) Screw, motif fixing	—	—	—	—	—	—	—	—
(28) Washer, spring	—	—	—	—	—	—	—	—
(29) Motif	—	—	—	—	—	—	—	—
(30) Screw, body fixing	—	—	117020	117020	117020	117020	117020	117020
(31) Sleeve, sealing	554626	554626	554626	—	—	554626	554626	554626


Part No.	51259A/B F700 C.P.R.	51292A RF770 C.P.R.	51293A RF770 C.P.R.	51294B RF770EF C.P.R.	51295A RF770 C.P.R.	51296A RF770 C.P.R.	†51329A F700EF C.P.R. (51420)	†51334A P700 C.P.R. (51596)
Model								
Finish								
Replaced by (see footnote)								
(1) §Rim or door	552912	553996	553996	553996	553996	553996	552949	552913
(2) § Screw, rim fixing	552816	554582	554582	554582	554582	554582	552816	552816
(3) Washer, screw retaining	—	—	—	—	—	—	—	—
(4) Motif, top front	—	553967	553967	553967	553967	553967	—	—
(5) Screw, bracket and motif fixing	—	116003	116003	116003	116003	116003	—	—
(6) Bracket, rim and motif fixing	—	553953	553953	553953	553953	553953	—	—
(7) §Nut, rim fixing screw	—	—	—	—	—	—	—	—
(8) §Excluder, dust	552906	553954	553954	553954	553954	553954	552906	552906
(9) §Plate, light unit retaining	554872	553878	553971	553971	553971	553878	554872	554872
(10) Screw, unit rim	186137	186137	186137	186137	186137	186137	186137	186137
(11) Rim, unit seating	554871	553877	553972	553972	553972	553877	554871	554871
(12) Piece, packing	553537	—	—	—	—	—	—	—
(13) §Light unit	54520136	553476	—	553948	553940	553627	553948	554308
(14) Spring, light unit fixing	—	—	—	—	—	—	—	—
(15) Screw, plate fixing	—	—	—	—	—	—	—	—
(16) Screw, pivot	—	—	—	—	—	—	—	—
(17) Pivot	—	—	—	—	—	—	—	—
(18) §Bulb holder	512751	554602	—	562303	554602	554602	562303	554602
(19) § Sleeve, terminal	555910	555910	555910	555910	555910	555910	555910	555910
(20) § Interior, pilot bulb holder	—	—	—	—	—	—	—	—
(21) §Backshell	—	553480	—	†552943	—	553480	†552943	—
(22) Clip and screw, adaptor	—	—	—	562306	—	—	562306	—
(23) §Bulb, main	355	302	—	—	370	302	—	354
(24) §Buffer, rubber	—	553875	—	553875	553875	553875	—	—
(25) Conversion adaptor	—	—	—	—	—	—	—	—
(26) §Gasket, rubber	553561	—	—	—	—	—	552996	552915
(27) Screw, with washer	554288	*552708	*552708	*552708	*552708	*552708	554288	554288
(28) Spring, trimmer	552813	553872	553872	553872	553872	553872	552813	552813
(29) Screw, motif fixing	—	—	—	—	—	—	—	—
(30) Sleeve, sealing	554626	554626	554626	554626	554626	554626	554626	554626
(31) Screw, body fixing	—	117020	—	117020	117020	117020	—	—

For illustrations, see pages G25–G29

Note. For replacement lamp spare parts, see appropriate column under part number
 † Supplied complete with Adaptor 562303 § Recommended spares for stock

* See Supersession Chart † When ordering, quote part number shown in brackets
 C.P.R. . . . Chromium plated rim

HEADLAMPS, Flush Fitting



DETAILED SPARE PARTS

	†51217A PF770 C.P.R. (51065)	†51218A PF770EF C.P.R. (50981)	†51240A F700EF (51411)	†51246A F700 (51344)	†51247A/B F700 (51345)	†51249A F700 (51336)	†51250A F700 (51509)	†51251A F700 (51339)	†51253A F700 (51343)	†51254A F700 (51344)	51258A/B F700 C.P.R. —	
	553978	553965	552912	552912	552912	552913	552913	552913	552913	552912	552912	(1)
	552796	552796	552816	552816	552816	552816	552816	552816	552816	552816	552816	(2)
	553980	—	—	—	—	—	—	—	—	—	—	(3)
	116003	116003	—	—	—	—	—	—	—	—	—	(4)
	553953	553953	—	—	—	—	—	—	—	—	—	(5)
	553954	553954	552906	552906	552906	—	552906	552906	552906	552906	552906	(6)
	553878	553878	554872	554872	554872	554872	554872	554872	554872	554872	554872	(7)
	186137	186137	186137	186137	186137	186137	186137	186137	186137	186137	186137	(8)
	553877	553877	554871	554871	554871	554871	554871	554871	554871	554871	554871	(9)
	—	—	—	—	—	553537	553537	553537	553537	553537	553537	(10)
	553961	553961	553948	553921	555447	553921	555447	553940	—	554253	554496	(11)
	—	—	—	—	—	—	—	—	—	—	—	(12)
	—	—	—	—	—	—	—	—	—	—	—	(13)
	—	—	—	—	—	—	—	—	—	—	—	(14)
	—	—	—	—	—	—	—	—	—	—	—	(15)
	554602	562303	562303	554602	554602	554602	554602	554602	553724	554602	512751	(16)
	555910	555910	555910	555910	555910	555910	555910	555910	—	555910	555910	(17)
	—	—	—	—	—	—	—	—	—	—	—	(18)
	553480	‡552943	‡552943	—	—	—	—	—	—	—	—	(19)
	—	562306	562306	—	—	—	—	—	—	—	—	(20)
	302	—	—	354	355	354	355	370	—	354	354	(21)
	553875	553875	—	—	—	—	—	—	—	—	—	(22)
	—	—	—	—	—	—	—	—	—	—	—	(23)
	553955	553955	553561	553561	553561	—	552915	552915	552915	553561	553561	(24)
	*552708	*552708	554288	554288	554288	554288	554288	554288	554288	554288	554288	(25)
	553872	553872	552813	552813	552813	552813	552813	552813	552813	552813	552813	(26)
	—	—	—	—	—	—	—	—	—	—	—	(27)
	—	—	—	—	—	—	—	—	—	—	—	(28)
	—	—	—	—	—	—	—	—	—	—	—	(29)
	117020	117020	—	—	—	—	—	—	—	—	—	(30)
	554626	554626	554626	554626	554626	554626	554626	554626	554626	554626	554626	(31)

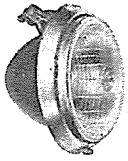
	†51335A F700 C.P.R. (51336)	51336A F700 C.P.R. —	51336B/J F700 C.P.R. —	†51337A/B F700 C.P.R. (51509)	51337D/K F700 C.P.R. —	†51338A F700 C.P.R. (51509)	51339A F700 C.P.R. —	51339B/H F700 C.P.R. —	†51340A F700 C.P.R. (51339)	†51341A F700EF C.P.R. (51342)	51341B/E F700EF C.P.R. —	
	554440	554440	554440	554440	554440	554440	554440	554440	554440	554440	554440	(1)
	116141	116141	198898	116141	198898	116141	116141	198898	116141	116141	198898	(2)
	161385	161385	161385	161385	161385	161385	161385	161385	161385	161385	161385	(3)
	—	—	—	—	—	—	—	—	—	—	—	(4)
	—	—	—	—	—	—	—	—	—	—	—	(5)
	554240	554240	555704	554240	555704	554240	554240	555704	554240	554240	555704	(6)
	—	—	187117	—	187117	—	—	187117	—	—	187117	(7)
	552906	552906	552906	552906	552906	552906	552906	552906	552906	552906	552906	(8)
	554872	554872	554872	554872	554872	554872	554872	554872	554872	554872	554872	(9)
	186137	186137	186137	186137	186137	186137	186137	186137	186137	186137	186137	(10)
	554871	554871	554871	554871	554871	554871	554871	554871	554871	554871	554871	(11)
	553537	—	—	—	—	—	—	—	553537	553537	553537	(12)
	553921	553921	553921	555447	555447	555447	553940	553940	553940	553948	553948	(13)
	—	—	—	—	—	—	—	—	—	—	—	(14)
	—	—	—	—	—	—	—	—	—	—	—	(15)
	—	—	—	—	—	—	—	—	—	—	—	(16)
	—	—	—	—	—	—	—	—	—	—	—	(17)
	554602	554602	554602	554602	554602	554602	554602	554602	554602	562303	562303	(18)
	555910	555910	555910	555910	555910	555910	555910	555910	555910	555910	555910	(19)
	—	—	—	—	—	—	—	—	—	—	—	(20)
	—	—	—	—	—	—	—	—	—	‡552943	‡552943	(21)
	—	—	—	—	—	—	—	—	—	562306	562306	(22)
	354	354	414	355	355	355	370	370	370	—	—	(23)
	—	—	—	—	—	—	—	—	—	—	—	(24)
	—	—	—	—	—	—	—	—	—	—	—	(25)
	554280	554280	554280	554280	554280	554280	554280	554280	554280	554280	554280	(26)
	554288	554288	554288	554288	554288	554288	554288	554288	554288	554288	554288	(27)
	552813	552813	552813	552813	552813	552813	552813	552813	552813	552813	552813	(28)
	—	—	—	—	—	—	—	—	—	—	—	(29)
	554626	554626	554626	554626	554626	554626	554626	554626	554626	554626	554626	(30)
	—	—	—	—	—	—	—	—	—	—	—	(31)

For illustrations, see pages G25–G29

* See Supersession Chart † When ordering, quote part number shown in brackets
C.P.R. ... Chromium plated rim

‡ Supplied complete with Adaptor 562303

continued



HEADLAMPS, Flush Fitting

DETAILED SPARE PARTS

Part No.	51342A	51342B/D	51343A	51343B/E	51344A	51344B/F	†51345A/B	51345D/F
Model	F700EF	F700EF	F700	F700	F700	F700	F700	F700
Finish	C.P.R.	C.P.R.	C.P.R.	C.P.R.	C.P.R.	C.P.R.	C.P.R.	C.P.R.
Replaced by (see footnote)	—	—	—	—	—	—	(51533)	—
(1) §Rim or door	554440	554440	554440	554440	554439	554439	554439	554439
(2) § Screw, rim fixing	116141	198898	116141	198898	116141	198898	116141	198898
(3) Washer, screw retaining	161385	161385	161385	161385	161385	161385	161385	161385
(4) Motif, top front	—	—	—	—	—	—	—	—
(5) Screw, bracket and motif fixing	—	—	—	—	—	—	—	—
(6) Bracket, rim and motif fixing	554240	555704	554240	555704	554240	555704	554240	555704
(7) Nut, rim fixing screw	—	187117	—	187117	—	187117	—	187117
(8) §Excluder, dust	552906	552906	552906	552906	552906	552906	552906	552906
(9) §Plate, light unit retaining	554872	554872	554872	554872	554872	554872	554872	554872
(10) Screw, unit rim	186137	186137	186137	186137	186137	186137	186137	186137
(11) Rim, unit seating	554871	554871	554871	554871	554871	554871	554871	554871
(12) Piece, packing	553537	—	—	—	—	—	—	—
(13) §Light unit	553948	553948	—	—	553921	553921	555447	555447
(14) Spring, light unit fixing	—	—	—	—	—	—	—	—
(15) Screw, plate fixing	—	—	—	—	—	—	—	—
(16) Screw, pivot	—	—	—	—	—	—	—	—
(17) Pivot	—	—	—	—	—	—	—	—
(18) §Bulb holder	562303	562303	553724	553724	554602	554602	554602	554602
(19) § Sleeve, terminal	555910	555910	—	—	555910	555910	555910	555910
(20) § Interior, pilot bulb holder	—	—	—	—	—	—	—	—
(21) §Backshell	‡552943	‡552943	—	—	—	—	—	—
(22) Clip and screw, adaptor	562306	562306	—	—	—	—	—	—
(23) §Bulb, main	—	—	—	—	354	414	355	355
(24) §Buffer, rubber	—	—	—	—	—	—	—	—
(25) Conversion adaptor	—	—	—	—	—	—	—	—
(26) §Gasket, rubber	554280	554280	554280	554280	554279	554279	554279	554279
(27) Screw, with washer	554288	554288	554288	554288	554288	554288	554288	554288
(28) Spring, trimmer	552813	552813	552813	552813	552813	552813	552813	552813
(29) Sleeve, sealing	554626	554626	554626	554626	554626	554626	554626	554626
(30) Screw, body fixing	—	—	—	—	—	—	—	—
(31) Body	—	—	—	—	—	—	—	—

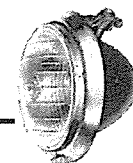
Part No.	†51393A	†51394A	†51407A	†51408A	†51409A	51411A	51411B/D	†51414A
Model	F700EF	F700	F700	F700	F700	F700EF	F700EF	F700EF
Finish	—	—	C.P.R.	C.P.R.	C.P.R.	C.P.R.	C.P.R.	C.P.R.
Replaced by (see footnote)	(51411)	(51467)	(51344)	(51346)	(51533)	—	—	(51411)
(1) §Rim or door	552912	552912	554439	554439	554439	554439	554439	554439
(2) § Screw, rim fixing	552816	552816	116141	116141	116141	116141	198898	116141
(3) Washer, screw retaining	—	—	161385	161385	161385	161385	161385	161385
(4) Motif, top front	—	—	—	—	—	—	—	—
(5) Screw, bracket and motif fixing	—	—	—	—	—	—	—	—
(6) Bracket, rim and motif fixing	—	—	554240	554240	554240	554240	555704	554240
(7) Nut, rim fixing screw	—	—	—	—	—	—	187117	—
(8) §Excluder, dust	552906	552906	552906	552906	552906	552906	552906	552906
(9) §Plate, light unit retaining	554872	554872	554872	554872	554872	554872	554872	554872
(10) Screw, unit rim	186137	186137	186137	186137	186137	186137	186137	186137
(11) Rim, unit seating	554871	554871	554871	554871	554871	554871	554871	554871
(12) Piece, packing	553537	553537	553537	553537	553537	553537	553537	553537
(13) §Light unit	553948	—	553921	553940	555447	553948	553948	553948
(14) Spring, light unit fixing	—	—	—	—	—	—	—	—
(15) Screw, plate fixing	—	—	—	—	—	—	—	—
(16) Screw, pivot	—	—	—	—	—	—	—	—
(17) Pivot	—	—	—	—	—	—	—	—
(18) §Bulb holder	562303	553724	554602	554602	554602	562303	562303	562303
(19) § Sleeve, terminal	555910	555910	555910	555910	555910	555910	555910	555910
(20) § Interior, pilot bulb holder	—	—	—	—	—	—	—	—
(21) §Backshell	‡552943	—	—	—	—	‡552943	‡552943	‡552943
(22) Clip and screw, adaptor	562306	—	—	—	—	562306	562306	562306
(23) §Bulb, main	—	—	354	370	355	—	—	—
(24) §Buffer, rubber	—	—	—	—	—	—	—	—
(25) Conversion adaptor	—	—	—	—	—	—	—	—
(26) §Gasket, rubber	553561	553561	554279	554279	554279	554279	554279	554279
(27) Screw, with washer	554288	554288	554288	554288	554288	554288	554288	554288
(28) Spring, trimmer	552813	552813	552813	552813	552813	552813	552813	552813
(29) Screw, motif fixing	—	—	—	—	—	—	—	—
(30) Sleeve, sealing	554626	554626	554626	554626	554626	554626	554626	554626
(31) Screw, body fixing	—	—	—	—	—	—	—	—
(32) Pin, split	—	—	—	—	—	—	—	—

For illustrations, see pages G25–G29

Note. For replacement lamp spare parts, see appropriate column under part number
 ‡ Supplied complete with Adaptor 562303 § Recommended spares for stock

† When ordering, quote part number shown in brackets
 C.P.R. . . . Chromium plated rim

HEADLAMPS, Flush Fitting



DETAILED SPARE PARTS

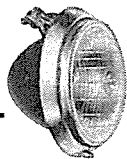
51346A F700 C.P.R.	51346B/E F700 C.P.R.	51369A F700P C.P.R.	51370A F700P C.P.R.	51371A F700P C.P.R.	†51378A F700 C.P.R. (51344)	†51380A F700 C.P.R. (51533)	†51382A F700 C.P.R. (51346)	51382B/E F700	†51391A F700 C.P.R. (51533)	†51392A F700 C.P.R. (51346)	
554439	554439	552936	552936	552936	554439	554439	554439	554439	552912	552912	(1)
116141	198898	552816	552816	552816	116141	116141	116141	198898	552816	552816	(2)
161385	161385	—	—	—	161385	161385	161385	161385	—	—	(3)
—	—	—	—	—	—	—	—	—	—	—	(4)
—	—	—	—	—	—	—	—	—	—	—	(5)
554240	555704	—	—	—	554240	554240	554240	555704	—	—	(6)
—	187117	—	—	—	—	—	—	187117	—	—	(7)
552906	552906	552906	552906	552906	552906	552906	552906	552906	552906	552906	(8)
554872	554872	554872	554872	554872	554872	554872	554872	554872	554872	554872	(9)
186137	186137	186137	186137	186137	186137	186137	186137	186137	186137	186137	(10)
554871	554871	554871	554871	554871	554871	554871	554871	554871	554871	554871	(11)
—	—	553537	553537	553537	—	—	—	—	553537	553537	(12)
553940	553940	553921	555447	553940	553921	555447	553940	553940	555447	553940	(13)
—	—	—	—	—	—	—	—	—	—	—	(14)
—	—	—	—	—	—	—	—	—	—	—	(15)
—	—	—	—	—	—	—	—	—	—	—	(16)
—	—	—	—	—	—	—	—	—	—	—	(17)
554602	554602	554603	554603	554603	554602	554602	554602	554602	554602	554602	(18)
555910	555910	555910	555910	555910	555910	555910	555910	555910	555910	555910	(19)
—	—	553780	553780	553780	—	—	—	—	—	—	(20)
—	—	—	—	—	—	—	—	—	—	—	(21)
—	—	—	—	—	—	—	—	—	—	—	(22)
370	370	354 †222	355 †222	370 †222	354	355	370	370	355	370	(23)
—	—	—	—	—	—	—	—	—	—	—	(24)
—	—	—	—	—	—	—	—	—	—	—	(25)
554279	554279	553561	553561	553561	554279	554279	554279	554279	553561	553561	(26)
554288	554288	554288	554288	554288	554288	554288	554288	554288	—	554288	(27)
552813	552813	552813	552813	552813	552813	552813	552813	552813	552813	552813	(28)
554626	554626	—	—	—	554626	554626	554626	554626	554626	554626	(29)
—	—	—	—	—	—	—	—	—	—	—	(30)
—	—	—	—	—	—	—	—	—	—	—	(31)

51417A F700 C.P.R.	†51418A F700 C.P.R. (51530)	51419A F700 C.P.R.	51420A F700EF C.P.R.	51422A RF770EF C.P.R.	51423A RF770EF C.P.R.	†51426A F700 C.P.R. (51504)	51462A RF770 C.P.R.	B51462A RF770 C.P.R.	51464A RF770EF C.P.R.	51467A F700 C.P.R.	
554690	554690	554690	554690	553996	553996	554225	553996	553996	553996	554439	(1)
116141	116141	116141	116141	554582	554582	554222	554582	554582	554582	116141	(2)
161385	161385	161385	161385	—	—	—	—	—	—	161385	(3)
554684	554684	554684	554684	553967	553967	—	553967	553967	553967	—	(4)
—	—	—	—	116003	116003	—	116003	116003	116003	—	(5)
554240	554240	554240	554240	553953	553953	—	553953	553953	553953	554240	(6)
—	—	—	—	—	—	—	—	—	—	—	(7)
552906	552906	552906	552906	553954	553954	552906	553954	553954	553954	552906	(8)
554872	554872	554872	554872	553878	553878	554179	553878	553878	553878	554872	(9)
186137	186137	186137	186137	186137	186137	186134	186137	186137	186137	186137	(10)
554871	554871	554871	554871	553877	553877	554175	553877	553877	553877	554871	(11)
—	—	—	—	—	—	—	—	—	—	—	(12)
553921	555447	553940	553948	553476	553627	—	553476	553476	553476	—	(13)
—	—	—	—	—	—	*554180	—	—	—	—	(14)
—	—	—	—	—	—	—	—	—	—	—	(15)
—	—	—	—	—	—	—	—	—	—	—	(16)
—	—	—	—	—	—	—	—	—	—	—	(17)
554602	554602	554602	562303	562303	562303	553724	554602	554602	562303	553724	(18)
555910	555910	555910	555910	555190	555910	—	555910	555910	555910	—	(19)
—	—	—	—	—	—	—	—	—	—	—	(20)
—	—	—	§552943	§552943	§552943	—	553480	553480	§552943	—	(21)
—	—	—	562306	562306	562306	—	—	—	562306	—	(22)
354	355	370	—	553875	553875	—	323	370	553875	—	(23)
—	—	—	—	—	—	—	553875	553875	553875	—	(24)
—	—	—	—	—	—	—	—	—	—	—	(25)
554683	554683	554683	554683	—	—	554178	—	—	—	554279	(26)
554288	554288	554288	554288	*552708	*552708	554182	*552708	*552708	*552708	554288	(27)
552813	552813	552813	552813	553872	553872	554202	553872	553872	553872	552813	(28)
—	—	—	—	—	—	—	—	—	—	—	(29)
554626	554626	554626	554626	554626	554626	—	554626	554626	554626	554626	(30)
—	—	—	—	117020	117020	—	117020	117020	117020	—	(31)
—	—	—	—	—	—	—	—	—	—	—	(32)

For illustrations, see pages G25-G29

* See Supersession Chart † When ordering, quote part number shown in brackets ‡ Pilot § Rim plate ¶ Unit rim retaining
 § Supplied complete with Adaptor 562303 C.P.R. ... Chromium plated rim

continued



HEADLAMPS, Flush Fitting

DETAILED SPARE PARTS

Part No.	51467B/D	51468A	51468B	51468D/H	51469A/B	51469D	51469E/J	51470A
Model	F700	F700	F700	F700	F700	F700	F700	F700
Finish	C.P.R.	—	—	—	—	—	—	—
Replaced by (see footnote)	—	—	—	—	—	—	—	—
(1) §Rim or door	554439	—	—	—	—	—	—	—
(2) § Screw, rim fixing	198898	—	—	—	—	—	—	—
(3) Washer, screw retaining	161385	—	—	—	—	—	—	—
(4) Motif, top front	—	—	—	—	—	—	—	—
(5) Screw, bracket and motif fixing	—	—	—	—	—	—	—	—
(6) Bracket, rim and motif fixing	555704	554240	555704	—	554240	555704	—	554240
(7) §Nut, rim fixing screw	187117	—	187117	—	—	187117	—	—
(8) §Excluder, dust	552906	552906	552906	552906	552906	552906	552906	552906
(9) §Plate, light unit retaining	554872	554872	554872	554872	554872	554872	554872	554872
(10) Screw, unit rim	186137	186137	186137	186137	186137	186137	186137	186137
(11) Rim, unit seating	554871	554871	554871	554871	554871	554871	554871	554871
(12) Piece, packing	—	—	—	—	—	—	—	—
(13) §Light unit	—	553921	553921	553921	555447	555447	555447	553940
(14) Spring, light unit fixing	—	—	—	—	—	—	—	—
(15) Screw, plate fixing	—	—	—	—	—	—	—	—
(16) Screw, pivot	—	—	—	—	—	—	—	—
(17) Pivot	—	—	—	—	—	—	—	—
(18) §Bulb holder	553724	554602	554602	554602	554602	554602	554602	554602
(19) § Sleeve, terminal	—	555910	555910	555910	555910	555910	555910	555910
(20) § Interior, pilot bulb holder	—	—	—	—	—	—	—	—
(21) §Backshell	—	—	—	—	—	—	—	—
(22) Clip and screw, adaptor	—	—	—	—	—	—	—	—
(23) §Bulb, main	—	354	354	354	355	355	355	370
(24) §Buffer, rubber	—	—	—	—	—	—	—	—
(25) Conversion adaptor	—	—	—	—	—	—	—	—
(26) §Gasket, rubber	554279	554280	555415	554280	554280	555415	554280	554280
(27) Screw, with washer	554288	554288	554288	554288	554288	554288	554288	554288
(28) Spring, trimmer	552813	552813	552813	552813	552813	552813	552813	552813
(29) Screw, motif fixing	—	—	—	—	—	—	—	—
(30) Sleeve, sealing	554626	554626	554626	554626	554626	554626	554626	554626
(31) Screw, body fixing	—	—	—	—	—	—	—	—

Part No.	51482A	51483A	51484A	51490A/B	51490D/J	51492A	51492B/H	51493A
Model	PF770	PF770	PF770EF	F700	F700	F700	F700	RF770
Finish	C.P.R.	C.P.R.	C.P.R.	C.P.R.	C.P.R.	C.P.R.	C.P.R.	C.P.R.
Replaced by (see footnote)	—	—	—	—	—	—	—	—
(1) §Rim or door	553978	553978	553978	554440	554440	554440	554440	553996
(2) § Screw, rim fixing	554582	554582	554582	116141	198898	116141	198898	554582
(3) Washer, screw retaining	—	—	—	161385	161385	161385	161385	—
(4) Motif, top front	553980	553980	553980	—	—	—	—	553967
(5) Screw, bracket and motif fixing	116003	116003	116003	—	—	—	—	116003
(6) Bracket, rim and motif fixing	553953	553953	553953	554240	555704	554240	555704	553953
(7) §Nut, rim fixing screw	—	—	—	—	187117	—	187117	—
(8) §Excluder, dust	553954	553954	553954	552906	552906	552906	552906	553954
(9) §Plate, light unit retaining	553971	553971	553971	554872	554872	554872	554872	553971
(10) Screw, unit rim	186137	186137	186137	186137	186137	186137	186137	186137
(11) Rim, unit seating	553972	553972	553972	554871	554871	554871	554871	553972
(12) §Light unit	555447	553940	553948	555447	555447	553940	553940	554308
(13) Spring, light unit fixing	—	—	—	—	—	—	—	—
(14) Screw, plate fixing	—	—	—	—	—	—	—	—
(15) §Bulb holder	554602	554602	562303	554602	554602	554602	554602	554602
(16) § Sleeve, terminal	555910	555910	555910	555910	555910	555910	555910	555910
(17) §Backshell	—	—	‡552943	—	—	—	—	—
(18) Clip and screw, adaptor	—	—	562306	—	—	—	—	—
(19) §Bulb, main	355	370	—	332	332	336	336	354
(20) Conversion adaptor	—	—	—	—	—	—	—	—
(21) §Gasket, rubber	553955	553955	553955	554280	554280	554280	554280	—
(22) Screw, with washer	*552708	*552708	*552708	554288	554288	554288	554288	*552708
(23) Spring, trimmer	553872	553872	553872	552813	552813	552813	552813	553872
(24) Screw, motif or boss fixing	—	—	—	—	—	—	—	—
(25) Washer, spring	—	—	—	—	—	—	—	—
(26) Sleeve, sealing	554626	554626	554626	554626	554626	554626	554626	554626
(27) Motif	—	—	—	—	—	—	—	—
(28) Screw, body fixing	—	—	117020	—	—	—	—	117020
(29) Pin, split	—	—	—	—	—	—	—	—
(30) Grommet, medallion	—	—	—	—	—	—	—	—
(31) Shield, bulb	—	—	—	—	—	—	—	—
(32) Washer, cable grip	—	—	—	—	—	—	—	—

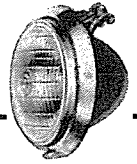
For illustrations, see pages G25–G29

Note. For replacement lamp spare parts, see appropriate column under part number
 § Recommended spares for stock C.P.R. . . . Chromium plated rim

* See Supersession Chart

‡ Supplied complete with Adaptor 562303

HEADLAMPS, Flush Fitting



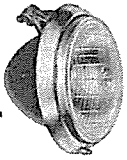
DETAILED SPARE PARTS

51470B F700	51470D/H F700	51471A F700EF	51471B F700	51471D/E F700	51472A PF770 C.P.R.	51477A F700 C.P.R.	51477B/H F700 C.P.R.	51478A PF770 C.P.R.	51479A PF770 C.P.R.	51480A PF770 C.P.R.	
—	—	—	—	—	—	—	—	—	—	—	
—	—	—	—	—	553956	554440	554440	553620	553956	553620	(1)
—	—	—	—	—	552796	116141	198898	552796	552796	552796	(2)
—	—	—	—	—	—	161385	161385	—	—	—	(3)
—	—	—	—	—	553864	—	—	553623	553864	553623	(4)
—	—	—	—	—	116003	—	—	116003	116003	116003	(5)
555704	—	554240	555704	—	553953	554240	555704	552691	553953	552691	(6)
187117	—	—	187117	—	—	—	187117	—	—	—	(7)
552906	552906	552906	552906	552906	553954	552906	552906	—	553954	—	(8)
554872	554872	554872	554872	554872	553971	554872	554872	554596	553971	554596	(9)
186137	186137	186137	186137	186137	186137	186137	186137	—	186137	—	(10)
554871	554871	554871	554871	554871	553972	554871	554871	553614	553972	553614	(11)
—	—	—	—	—	—	—	—	—	—	—	(12)
553940	553940	553948	553949	553949	554665	553921	553921	554665	553940	553940	(13)
—	—	—	—	—	—	—	—	—	—	—	(14)
—	—	—	—	—	—	—	—	101970	—	101970	(15)
—	—	—	—	—	—	—	—	100329	—	100329	(16)
—	—	—	—	—	—	—	—	552444	—	552444	(17)
554602	554602	562303	562303	562303	554602	554602	554602	554602	554602	554602	(18)
555910	555910	555910	555910	555910	555910	555910	555910	555910	555910	555910	(19)
—	—	—	—	—	—	—	—	—	—	—	(20)
—	—	‡552943	‡552943	‡552943	—	—	—	—	—	—	(21)
—	—	562306	562306	562306	—	—	—	—	—	—	(22)
370	370	—	—	—	370	359	359	370	350	370	(23)
—	—	—	—	—	—	—	—	—	—	—	(24)
—	—	—	—	—	—	—	—	—	—	—	(25)
555415	554280	554280	555415	554280	553955	554280	554280	552688	553955	552688	(26)
554288	554288	554288	554288	554288	*552708	554288	554288	554288	*552708	554288	(27)
552813	552813	552813	552813	552813	553872	552813	552813	552813	553872	552813	(28)
—	—	—	—	—	—	—	—	—	—	—	(29)
554626	554626	554626	554626	554626	554626	554626	554626	—	554626	—	(30)
—	—	—	—	—	—	—	—	117020	—	117020	(31)

51495A PF770 C.P.R.	51496A/B F700 C.P.R.	51496D/H F700 C.P.R.	51498A/B F700 C.P.R.	51498D/H F700 C.P.R.	51500A F700 C.P.R.	51500B/E F700 C.P.R.	51504A F700 C.P.R.	†51505A J700 C.P.R. (51762)	†51506A J700 C.P.R. (51763)	51507A PF770 C.P.R.	
—	—	—	—	—	—	—	—	—	—	—	
553978	554440	554440	554440	554440	554440	554440	554225	554903	554903	554903	(1)
554582	116141	198898	116141	198898	116141	198898	554222	552796	552796	552796	(2)
—	161385	161385	161385	161385	161385	161385	—	—	—	—	(3)
553980	—	—	—	—	—	—	—	554905	554905	554905	(4)
116003	—	—	—	—	—	—	—	116003	116003	116003	(5)
553953	554240	555704	554240	555704	554240	555704	—	552691	552691	552691	(6)
—	—	187117	—	187117	—	187117	—	—	—	—	(7)
553954	552906	552906	552906	552906	552906	552906	552906	554459	554459	554459	(8)
553971	554872	554872	554872	554872	554872	554872	554179	554906	554906	554906	(9)
186137	186137	186137	186137	186137	186137	186137	186134	186137	186137	186137	(10)
553972	554871	554871	554871	554871	554871	554871	554175	554907	554907	554907	(11)
555447	553921	553921	555447	555447	553940	553940	—	555709	555710	554917	(12)
—	—	—	—	—	—	—	554180	†534488	†534488	§554923	(13)
—	—	—	—	—	—	—	—	**554909	**554909	—	(14)
553724	554602	554602	554602	554602	554602	554602	861216	54520187	54520187	554602	(15)
—	555910	555910	555910	555910	555910	555910	—	—	—	555910	(16)
—	—	—	—	—	—	—	—	—	—	—	(17)
—	—	—	—	—	—	—	—	—	—	—	(18)
355	373	373	357	357	403	403	—	404	406	370	(19)
554691	—	—	—	—	—	—	—	—	—	—	(20)
553955	554280	554280	554280	554280	554280	554280	554178	553955	553955	553955	(21)
*552708	554288	554288	554288	554288	554288	554288	554182	*552708	*552708	*552708	(22)
553872	552813	552813	552813	552813	552813	552813	554202	553872	553872	553872	(23)
—	—	—	—	—	—	—	—	132464	132464	132464	(24)
—	—	—	—	—	—	—	—	188341	188341	188412	(25)
554626	554626	554626	554626	554626	554626	554626	—	554626	554626	554626	(26)
—	—	—	—	—	—	—	—	554914	554914	—	(27)
117020	—	—	—	—	—	—	—	117020	117020	117020	(28)
—	—	—	—	—	—	—	186761	††555587	††555587	—	(29)
—	—	—	—	—	—	—	—	554918	554918	—	(30)
—	—	—	—	—	—	—	—	554912	554912	—	(31)
—	—	—	—	—	—	—	—	553568	553568	553568	(32)

For illustrations, see pages G25-G29

* See Supersession Chart † When ordering, quote part number shown in brackets ‡ Supplied complete with Adaptor 562303 ¶ Unit rim retaining
 ¶ Spring, adaptor_shell retaining § Boss ** Shell, adaptor †† Plate mask C.P.R. ... Chromium plated rim



HEADLAMPS, Flush Fitting

DETAILED SPARE PARTS

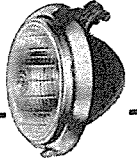
Part No.	51509A/B	51509D/H	51515F/J	51516A/K	51517A/J	51518A/H	51529A	51530A
Model	F700	F700	F700	F700	F700	F700EF	F700	F700
Finish	C.P.R.	C.P.R.	C.P.R.	C.P.R.	C.P.R.	C.P.R.	—	C.P.R.
Replaced by (see footnote)	—	—	—	—	—	—	—	—
(1) §Rim or door	554440	554440	554982	554982	554982	554982	552949	554690
(2) § Screw, rim fixing	116141	198898	554983	554983	554983	554983	552816	116141
(3) Washer, screw retaining	161385	161385	161385	161385	161385	161385	—	161385
(4) Motif, top front	—	—	—	—	—	—	‡552995	‡554684
(5) Screw, bracket and motif fixing	—	—	—	—	—	—	—	—
(6) Bracket, rim and motif fixing	554240	555704	—	—	—	—	—	554240
(7) §Nut, rim fixing screw	—	187117	—	—	—	—	—	—
(8) §Excluder, dust	552906	552906	552906	552906	552906	552906	552906	552906
(9) §Plate, light unit retaining	554872	554872	554872	554872	554872	554872	554872	554872
(10) Screw, unit rim	186137	186137	186137	186137	186137	186137	186137	186137
(11) Rim, unit seating	554871	554871	554871	554871	554871	554781	554871	554871
(12) §Light unit	555447	555447	553921	555447	553940	553948	553940	555447
(13) Spring, light unit fixing	—	—	—	—	—	—	—	—
(14) Screw, plate fixing	—	—	—	—	—	—	—	—
(15) §Bulb holder	553724	553724	554602	554602	554602	562303	553724	553724
(16) § Sleeve, terminal	—	—	555910	555910	555910	555910	—	—
(17) §Backshell	—	—	—	—	—	¶552943	—	—
(18) Clip and screw, adaptor	—	—	—	—	—	562306	—	—
(19) §Bulb, main	355	355	354	355	370	—	370	355
(20) Conversion adaptor	554691	554691	—	—	—	—	554691	554691
(21) §Gasket, rubber	554280	554280	554279	554279	554279	554279	552996	554683
(22) Screw, with washer	554288	554288	554288	554288	554288	554288	554288	554288
(23) Spring, trimmer	552813	552813	552813	552813	552813	552813	552813	552813
(24) Screw, motif or boss fixing	—	—	—	—	—	—	—	—
(25) Washer, spring	—	—	—	—	—	—	—	—
(26) Motif	—	—	—	—	—	—	—	—
(27) Screw, body fixing	—	—	—	—	—	—	—	—
(28) Pin, split	—	—	—	—	—	—	—	—
(29) Nut, barrel	—	—	—	—	—	—	—	—
(30) Shield, bulb	—	—	—	—	—	—	—	—
(31) Sleeve, sealing	554626	554626	554626	554626	554626	554626	554626	554626
(32) Washer, cable grip	—	—	—	—	—	—	—	—

Part No.	51546A	51546B/E	51553A	51560A	51561A	51562B	51563A/B	51564A/B
Model	P700	P700	PF770-LR	PF770-LR	PF770EF	PF700	PF700	PF700
Finish	C.P.R.	C.P.R.	C.P.R.	C.P.R.	C.P.R.	C.P.R.	C.P.R.	C.P.R.
Replaced by (see footnote)	—	—	—	—	—	—	—	—
(1) §Rim or door	554440	554440	553978	553978	553978	554903	554903	554903
(2) § Screw, rim fixing	116141	198898	554582	552796	552796	552796	552796	552796
(3) Washer, screw retaining	161385	161385	—	—	—	—	—	—
(4) Motif, top front	—	—	553980	553980	553980	554905	554905	554905
(5) Screw, bracket and motif fixing	—	—	116003	116003	116003	116003	116003	116003
(6) Bracket, rim and motif fixing	554240	555704	553953	553953	553953	552691	552691	552691
(7) §Nut, rim fixing screw	—	187117	—	—	—	—	—	—
(8) §Excluder, dust	552906	552906	553954	553954	553954	554459	554459	554459
(9) §Plate, light unit retaining	554872	554872	553971	553971	553971	554906	554906	554906
(10) Screw, unit rim	186137	186137	186137	186137	186137	186137	186137	186137
(11) Rim, unit seating	554871	554871	553972	553972	553972	554907	554907	554907
(12) Piece, packing	—	—	—	—	553537	—	—	—
(13) §Light unit	554999	554999	554665	554665	555288	—	555288	554665
(14) §Bulb holder	54520187	54520187	554602	554602	562303	553724	562303	554602
(15) § Sleeve, terminal	555910	—	555910	555910	555910	—	555910	555910
(16) § Interior, pilot bulb holder	—	—	—	—	—	—	—	—
(17) §Backshell	¶554909	¶554909	—	—	¶552943	—	¶552943	—
(18) Clip and screw, adaptor	§534488	§534488	—	—	562306	—	562306	—
(19) §Bulb, main	404	404	370	370	—	—	—	350
(20) §Buffer, rubber	—	—	—	—	—	—	—	—
(21) Conversion adaptor	—	—	—	—	—	—	—	—
(22) §Gasket, rubber	554280	554280	553955	553955	553955	553955	553955	553955
(23) Screw, with washer	554288	554288	*552708	*552708	*552708	*552708	*552708	*552708
(24) Spring, trimmer	552813	552813	553872	553872	553872	553872	553872	553872
(25) Screw, motif or boss fixing	—	—	—	—	—	—	—	—
(26) Washer, spring	—	—	—	—	—	—	—	—
(27) Motif	—	—	—	—	—	—	—	—
(28) Screw, body fixing	—	—	117020	117020	117020	117020	117020	117020
(29) Sleeve, sealing	554626	554626	554626	554626	554626	554626	554626	554626
(30) Washer, cable grip	—	—	553568	553568	—	553568	—	553568
(31) Pin, split	—	—	—	—	—	—	—	—

For illustrations, see pages G25-G29

Note. For replacement lamp spare parts, see appropriate column under part number * See Supersession Chart ‡ Rim plate § Recommended spares for stock
 ¶ Shell, adaptor ¶ Supplied complete with Adaptor 562303 § Spring, adaptor shell retaining

HEADLAMPS, Flush Fitting



DETAILED SPARE PARTS

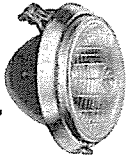
51533A/B F700 C.P.R.	51533D/F F700 C.P.R.	51534B/E F700 C.P.R.	51535A F700-LR C.P.R.	51535B/F F700 C.P.R.	†51536A F700 C.P.R.	51536B F700 C.P.R.	51537A F700-LR C.P.R.	51537B/D F700 C.P.R.	51538A P700 C.P.R.	51538B/E P700 C.P.R.	
554439	554439	554439	554440	554440	554440	554440	554690	554690	554439	554439	(1)
116141	198898	198898	116141	198898	116141	198898	116141	198898	116141	198898	(2)
161385	161385	161385	161385	161385	161385	161385	161385	161385	161385	161385	(3)
—	—	—	—	—	—	—	‡554684	‡554684	—	—	(4)
—	—	—	—	—	—	—	—	—	—	—	(5)
554240	555704	555704	554240	555704	554240	555704	554240	555704	554240	555704	(6)
—	187117	187117	—	187117	—	187117	—	187117	—	187117	(7)
552906	552906	552906	552906	552906	552906	552906	552906	552906	552906	552906	(8)
554872	554872	554872	554872	554872	554872	554872	554872	554872	554872	554872	(9)
186137	186137	186137	186137	186137	186137	186137	186137	186137	186137	186137	(10)
554871	554871	554871	554871	554871	554871	554871	554871	554871	554871	554871	(11)
555447	555447	554665	554665	554665	553940	553940	554665	554665	554308	554308	(12)
—	—	—	—	—	—	—	—	—	—	—	(13)
—	—	—	—	—	—	—	—	—	—	—	(14)
553724	553724	554602	554602	554602	554602	554602	554602	554602	554602	554602	(15)
—	—	555910	555910	555910	555910	555910	555910	555910	555910	555910	(16)
—	—	—	—	—	—	—	—	—	—	—	(17)
—	—	—	—	—	—	—	—	—	—	—	(18)
355	355	370	370	370	350	350	370	370	354	414	(19)
554691	544691	—	—	—	—	—	—	—	—	—	(20)
554279	554279	554279	554280	554280	554280	555415	554683	554683	554279	554279	(21)
554288	554288	554288	554288	554288	554288	554288	554288	554288	554288	554288	(22)
552813	552813	552813	552813	552813	552813	552813	552813	552813	552813	552813	(23)
—	—	—	—	—	—	—	—	—	—	—	(24)
—	—	—	—	—	—	—	—	—	—	—	(25)
—	—	—	—	—	—	—	—	—	—	—	(26)
—	—	—	—	—	—	—	—	—	—	—	(27)
—	—	—	—	—	—	—	—	—	—	—	(28)
—	—	—	—	—	—	—	—	—	—	—	(29)
—	—	—	—	—	—	—	—	—	—	—	(30)
554626	554626	554626	554626	554626	554626	554626	554626	554626	554626	554626	(31)
—	—	—	—	—	—	—	—	—	—	—	(32)

51565B PF770 C.P.R.	51587H F700 C.P.R.	†51590A F700EF C.P.R. (51342)	51590B/E F700EF C.P.R.	51591A F700LR-EF C.P.R.	51591B/E F700LR-EF C.P.R.	51592E/H F700P C.P.R.	51596A P700 C.P.R.	51602A/R F700 C.P.R.	51603A/Q F700 C.P.R.	51604A/M F700 C.P.R.	
554903	—	554440	554440	554440	554440	554440	554440	555326	555326	555326	(1)
552796	—	116141	198898	116141	198898	198898	116141	101750	101750	101750	(2)
—	—	161385	161385	161385	161385	161385	161385	161385	161385	161385	(3)
554905	—	—	—	—	—	—	—	—	—	—	(4)
116003	—	—	—	—	—	—	—	—	—	—	(5)
552691	555704	554240	555704	554240	555704	555704	—	554240	554240	554240	(6)
—	187117	—	187117	—	187117	187117	—	—	—	—	(7)
554459	—	552906	552906	552906	552906	552906	552906	555333	555333	555333	(8)
554906	554872	554872	554872	554872	554872	554872	554872	555351	555351	555351	(9)
186137	186137	186137	186137	186137	186137	186137	186137	186137	186137	186137	(10)
554907	554871	554871	554871	554871	554871	554871	554871	554871	554871	554871	(11)
—	—	553537	553537	553537	553537	—	—	—	—	—	(12)
554665	—	553948	553948	555288	555288	555309	554308	555423	555424	554917	(13)
554602	553724	562303	562303	562303	562303	554602	554602	54945782	54945782	554602	(14)
555910	—	555910	555910	555910	555910	555910	555910	—	—	555910	(15)
—	—	—	—	—	—	553780	—	—	—	—	(16)
—	—	‡552943	‡552943	‡552943	‡552943	‡554710	—	—	—	—	(17)
—	—	562306	562306	562306	562306	§554354	—	—	—	—	(18)
370	—	—	—	—	—	**222 414	354	404	406	370	(19)
—	—	—	—	—	—	—	—	—	—	—	(20)
—	—	—	—	—	—	—	—	§§555332	§§555332	§§555332	(21)
553955	554279	554280	554280	554280	554280	554280	555415	554279	554279	554279	(22)
*552708	554288	554288	554288	554288	554288	554288	554288	††555328	††555328	††555328	(23)
553872	552813	552813	552813	552813	552813	552813	552813	553872	553872	553872	(24)
—	—	—	—	—	—	—	—	‡‡555344	‡‡555344	‡‡555344	(25)
—	—	—	—	—	—	—	—	§§556509	§§556509	§§556509	(26)
—	—	—	—	—	—	—	—	—	—	—	(27)
—	—	—	—	—	—	—	—	—	—	—	(28)
117020	—	—	—	—	—	—	—	—	—	—	(29)
554626	554626	554626	554626	554626	554626	554626	554626	554626	554626	554626	(30)
553568	—	—	—	—	—	—	—	°°199002	°°199002	°°199002	(31)
—	—	—	—	—	—	—	—	—	—	—	(32)

For illustrations, see pages G25-G29

* See Supersession Chart † When ordering, quote part number shown in brackets ‡ Rim plate § Supplied complete with Adaptor 562303
 ¶ Bulb holder, pilot § Ring, pilot bulb holder seating ** Pilot †† Screw, special, dip adjusting ‡‡ Screw, adjusting §§ Washer, cupped
 §§ Rubber, sealing °° Grommet C.P.R. . . Chromium plated rim

continued



HEADLAMPS, Flush Fitting

DETAILED SPARE PARTS

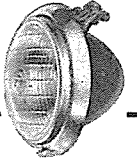
Part No.	51605A/N F700EF C.P.R.	51606A/R F700 C.P.R.	51607A/L F700 C.P.R.	51639A F700 C.P.R.	51639B/E F700 C.P.R.	51640A F700 C.P.R.	51640B/E F700 C.P.R.	51641A F700 C.P.R.
Replaced by (see footnote)	—	—	—	—	—	—	—	—
(1) §Rim or door	555326	555326	555326	554439	554439	554439	554439	554439
(2) § Screw, rim fixing	101750	101750	101750	116141	198898	116141	198898	116141
(3) Washer, screw retaining	161385	161385	161385	161385	161385	161385	161385	161385
(4) Screw, bracket and motif fixing	—	—	—	—	—	—	—	—
(5) Bracket, rim and motif fixing	554240	554240	554240	554240	555704	554240	555704	554240
(6) §Nut, rim fixing screw	—	—	—	—	187117	—	187117	—
(7) §Excluder, dust	555333	555333	555333	552906	552906	552906	552906	552906
(8) §Plate, light unit retaining	555351	555351	555351	554872	554872	554872	554872	554872
(9) Screw, unit rim	186137	186137	186137	186137	186137	186137	186137	186137
(10) Rim, unit seating	554871	554871	554871	554871	554871	554871	554871	554871
(11) Piece, packing	553537	—	—	—	—	—	—	—
(12) §Light unit	555355	555447	—	553921	553921	555447	555447	553940
(13) Spring, light unit fixing	—	—	—	—	—	—	—	—
(14) §Bulb holder	555725	54945781	553738	554602	554602	554602	554602	554602
(15) § Sleeve, terminal	—	—	—	555910	555910	555910	555910	555910
(16) § Interior, pilot bulb holder	—	—	—	—	—	—	—	—
(17) §Backshell	555968	—	—	—	—	—	—	—
(18) Clip and screw, adaptor	—	—	—	—	—	—	—	—
(19) §Bulb, main	—	355	—	359	359	332	332	336
(20) §Buffer, rubber	‡555332	‡555332	‡555332	—	—	—	—	—
(21) Conversion adaptor	—	554691	—	—	—	—	—	—
(22) §Gasket, rubber	554279	554279	554279	554279	554279	554279	554279	554279
(23) Screw, with washer	‡555328	‡555328	‡555328	554288	554288	554288	554288	554288
(24) Spring, trimmer	553872	553872	553872	552813	552813	552813	552813	552813
(25) Screw, motif fixing	‡555344	‡555344	‡555344	—	—	—	—	—
(26) Screw, body fixing	—	—	—	—	—	—	—	—
(27) Nut, barrel or fixing bolt	—	—	—	—	—	—	—	—
(28) Washer, cupped	556509	556509	556509	—	—	—	—	—
(29) Base, lamp seating	—	—	—	—	—	—	—	—
(30) Bolt, lamp fixing	—	—	—	—	—	—	—	—
(31) Grommet	199002	199002	199002	—	—	—	—	—
(32) Screw, special adjusting	—	—	—	—	—	—	—	—
(33) §Adaptor plate	—	—	—	—	—	—	—	—
(34) §Gasket, adaptor plate seating	—	—	—	—	—	—	—	—
(35) Sleeve, sealing	554626	554626	554626	554626	554626	554626	554626	554626
(36) Washer, cable grip	—	—	—	—	—	—	—	—

Part No.	51736B/D F700 C.P.R.	51737B F700 C.P.R.	51738A F700 C.P.R.	51738B/D F700 C.P.R.	51739A F700EF C.P.R.	51739B F700EF C.P.R.	51741B F700 C.P.R.	51742B P700 C.P.R.
Replaced by (see footnote)	—	—	—	—	—	—	—	—
(1) §Rim or door	554440	554440	554440	554440	554440	554440	554440	554440
(2) § Screw, rim fixing	198898	198898	116141	198898	116141	198898	198898	198898
(3) Washer, screw retaining	161385	161385	161385	161385	161385	161385	161385	161385
(4) Motif, top front	—	—	—	—	—	—	—	—
(5) Screw, bracket and motif fixing	—	—	—	—	—	—	—	—
(6) Bracket, rim and motif fixing	555704	555704	554240	555704	554240	555704	555704	555704
(7) §Nut, rim fixing screw	187117	187117	—	187117	—	187117	187117	187117
(8) §Excluder, dust	552906	552906	552906	552906	552906	552906	552906	552906
(9) §Plate, light unit retaining	554872	554872	554872	554872	554872	554872	554872	554872
(10) Screw, unit rim	186137	186137	186137	186137	186137	186137	186137	186137
(11) Rim, unit seating	554871	554871	554871	554871	554871	554871	554871	554871
(12) Piece, packing	—	—	—	—	—	553537	—	—
(13) §Light unit	553921	555447	553940	553940	553948	553948	—	554999
(14) Spring, light unit fixing	—	—	—	—	—	—	—	§534488
(15) Screw, plate fixing	—	—	—	—	—	—	—	—
(16) Screw, pivot	—	—	—	—	—	—	—	—
(17) §Bulb holder	554602	554602	554602	554602	562303	562303	553724	54520187
(18) § Sleeve, terminal	555910	555910	555910	555910	555910	555910	—	—
(19) §Backshell	—	—	—	—	**552943	**552943	—	554909
(20) Clip and screw, adaptor	—	—	—	—	562306	562306	—	—
(21) §Bulb, main	354	355	370	370	—	—	—	404
(22) §Gasket, rubber	555415	555415	555415	555415	555415	555415	555415	555415
(23) Screw, with washer	554288	554288	554288	554288	554288	554288	554288	554288
(24) Spring, trimmer	552813	552813	552813	552813	552813	552813	552813	552813
(25) Screw, motif fixing	—	—	—	—	—	—	—	—
(26) Screw, body fixing	—	—	—	—	—	—	—	—
(27) Pin, split	—	—	—	—	—	—	—	—
(28) Sleeve, sealing	554626	554626	554626	554626	554626	554626	554626	554626
(29) Washer, cable grip	—	—	—	—	—	—	—	—

For illustrations, see pages G25–G29

Note. For replacement lamp spare parts, see appropriate column under part number †Rubber, sealing §Recommended spares for stock ‡Screw, special, dip adjusting ¶Screw, adjusting § Spring, bulb retaining ** Supplied complete with adaptor 562303 C.P.R. . . Chromium plated rim

HEADLAMPS, Flush Fitting



DETAILED SPARE PARTS

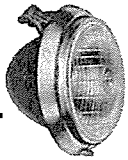
51641B/E F700 C.P.R.	51646A PF700 C.P.R.	†51648A F700 C.P.R. (51640)	†51649A F700 C.P.R. (51641)	†51650A F700 C.P.R. (51639)	51670B/F F700 C.P.R.	51698A/D PF700 C.P.R.	51699B/D PF700 C.P.R.	51700A PF700 C.P.R.	51701A PF700EF C.P.R.	51730A/N F700 C.P.R.	
554439	553965	552912	552912	552912	555475	553965	553965	553965	553965	555326	(1)
198898	552796	552816	552816	552816	198897	552796	552796	552796	552796	101750	(2)
161385	—	161385	161385	161385	161385	—	—	—	—	161385	(3)
—	116003	—	—	—	—	116003	116003	116003	116003	—	(4)
555704	553953	—	—	—	—	553953	553953	553953	553953	554240	(5)
187117	—	—	—	—	187117	—	—	—	—	—	(6)
552906	553954	553752	553752	553752	555477	553954	553954	553954	553954	555333	(7)
554872	553971	554872	554872	554872	554872	553971	553971	553971	553971	555351	(8)
186137	186137	186137	186137	186137	186137	186137	186137	186137	186137	186137	(9)
554871	553972	554871	554871	554871	554871	553972	553972	553972	553972	554871	(10)
—	553537	553537	553537	553537	—	—	—	—	553537	—	(11)
553940	555447	553921	555447	553921	553921	554308	555296	553940	553948	555998	(12)
—	—	—	—	—	—	—	—	—	—	—	(13)
554602	553724	554620	554620	554602	554602	554602	554602	554602	562303	54945782	(14)
555910	—	555910	555910	555910	555910	555910	555910	555910	555910	—	(15)
—	—	—	—	—	—	—	—	—	—	—	(16)
—	—	—	—	—	—	—	—	—	‡552943	—	(17)
—	—	—	—	—	—	—	—	—	562306	—	(18)
336	355	332	336	359	414	414	355	370	—	404	(19)
—	—	—	—	—	—	—	—	—	—	—	(20)
—	554691	—	—	—	—	—	—	—	—	—	(21)
554279	553955	—	—	—	554279	553955	553955	553955	553955	554279	(22)
554288	*552708	554288	554288	554288	554288	*552708	*552708	*552708	*552708	—	(23)
552813	553872	552813	552813	552813	552813	553872	553872	553872	553872	553872	(24)
—	—	—	—	—	—	—	—	—	—	—	(25)
—	117020	—	—	—	—	117020	117020	117020	117020	‡555344	(26)
—	—	—	—	—	—	—	—	—	—	—	(27)
—	—	—	—	—	—	—	—	—	—	556509	(28)
—	—	—	—	—	—	—	—	—	—	—	(29)
—	—	—	—	—	—	—	—	—	—	—	(30)
—	—	—	—	—	—	—	—	—	—	199002	(31)
—	—	—	—	—	—	—	—	—	—	555328	(32)
—	—	—	—	—	555541	—	—	—	—	—	(33)
—	—	—	—	—	555547	—	—	—	—	‡555332	(34)
554626	554626	554626	554626	554626	554626	554626	554626	554626	554626	554626	(35)
—	—	—	—	—	—	553568	553568	553568	553568	—	(36)

51752H/M F700 C.P.R.	51762A J700 C.P.R.	51763A J700 C.P.R.	51766B/E F700LR	51767D F700 C.P.R.	51769A MCF575 C.P.R.	51777A/K F700 C.P.R.	51779A/H F700 C.P.R.	†51780A/E F700 C.P.R. (51344)	†51781A/E F700 C.P.R. (51533)	†51782A/D F700 C.P.R. (51346)	
555326	554903	554903	—	554440	516723	555457	555457	554439	554439	554439	(1)
144471	552796	552796	—	198898	516710	198898	198898	198898	198898	198898	(2)
161385	—	—	—	161385	—	161385	161385	161385	161385	161385	(3)
—	554905	554905	—	—	—	—	—	—	—	—	(4)
—	116003	116003	—	—	—	—	—	—	—	—	(5)
554240	552691	552691	555704	555704	516709	555704	555704	555704	555704	555704	(6)
—	—	—	187117	187117	166019	187117	187117	187117	187117	187117	(7)
555333	554459	554459	—	552906	—	552906	552906	552906	552906	552906	(8)
555351	554906	554906	554893	554872	—	554872	554872	554872	554872	554872	(9)
186137	186137	186137	186137	186137	—	186137	186137	186137	186137	186137	(10)
554871	554907	554907	554672	554871	—	554871	554871	554871	554871	554871	(11)
—	—	—	—	—	—	—	—	—	—	—	(12)
555999	555709	555710	554665	555735	516659	553921	—	553921	555447	553940	(13)
—	§555711	§555711	—	—	500291	—	—	—	—	—	(14)
—	132464	132464	—	—	—	—	—	—	—	—	(15)
—	**188412	**188412	—	—	—	—	—	—	—	—	(16)
54945782	554855	554855	554602	554602	554946	554602	553724	554602	554602	554602	(17)
—	—	—	555910	555910	555910	555910	—	555910	555910	555910	(18)
—	554909	554909	—	—	—	—	—	—	—	—	(19)
—	††534488	††534488	—	—	—	—	—	—	—	—	(20)
406	404	406	370	354	312	414	—	414	355	370	(21)
554279	553955	553955	554280	555415	—	555458	555458	554279	554279	554279	(22)
‡555332	*552708	*552708	554288	554288	—	554288	554288	554288	554288	554288	(23)
553872	553872	553872	552813	552813	552373	552813	552813	552813	552813	552813	(24)
—	—	—	—	—	—	—	—	—	—	—	(25)
‡‡555328	—	—	—	—	—	—	—	—	—	—	(26)
‡‡555344	117020	117020	—	—	—	—	—	—	—	—	(27)
§§199002	—	—	—	—	—	—	—	—	—	—	(28)
554626	554626	554626	554626	554626	—	554626	554626	554626	554626	554626	(29)
—	553568	553568	—	—	—	—	—	—	—	—	(30)

For illustrations, see pages G25-G29

* See Supersession Chart † When ordering, quote part number shown in brackets ‡ Supplied complete with adaptor 562303 †† Spring, backshell fixing ††† Screw, special, dip adjusting †††† Grommet
 † Rubber, sealing § Medallion ** Washer, securing screw seating ††††† Screw, adjusting
 C.P.R. ... Chromium plate rim

continued



HEADLAMPS, Flush Fitting

DETAILED SPARE PARTS

Part No.	†51783A/B	51784A/B	51785A/H	51791D/E	51792A/E	51794B/H	51795B/F	51796B/E
Model	F700EF	F700	F700EF	F700	F700	P700	P700	F700EF
Finish	C.P.R.	C.P.R.	C.P.R.	C.P.R.	C.P.R.	C.P.R.	C.P.R.	C.P.R.
Replaced by (see footnote)	(51411)	—	—	—	—	—	—	—
(1) §Rim or door	554439	554982	555457	554440	554440	555747	555747	555747
(2) § Screw, rim fixing	198898	554983	198898	198898	198898	198898	198898	198898
(3) Washer, screw retaining	161385	161385	161385	161385	161385	161385	161385	161385
(4) Motif, top front	—	—	—	—	—	—	—	—
(5) Screw, bracket and motif fixing	—	—	—	—	—	—	—	—
(6) Bracket, rim and motif fixing	555704	—	555704	555704	555704	555704	555704	555704
(7) Nut, rim fixing screw	187117	—	187117	187117	187117	187117	187117	187117
(8) §Excluder, dust	552906	552906	552906	552906	552906	552906	552906	552906
(9) §Plate, light unit retaining	554872	554872	554872	554872	554872	554872	554872	554872
(10) Screw, unit rim	186137	186137	186137	186137	186137	186137	186137	186137
(11) Rim, unit seating	554871	554871	554871	554871	554871	554871	554871	554871
(12) Piece, packing	—	—	553537	—	—	—	—	553537
(13) §Light unit	553948	—	553948	555745	554665	554308	555296	553948
(14) Spring, light unit fixing	—	—	—	—	—	—	—	—
(15) §Bulb holder	562303	553738	562303	554602	554602	554602	554602	562303
(16) § Sleeve, terminal	555910	555910	555910	555910	555910	555910	555910	555910
(17) § Interior, pilot bulb holder	—	—	—	—	—	—	—	—
(18) §Backshell	‡552943	—	‡552943	—	—	—	—	‡552943
(19) Clip and screw, adaptor	562306	—	562306	—	—	—	—	562306
(20) §Bulb, main	—	—	—	355	350	414	355	—
(21) §Buffer, rubber	—	—	—	—	—	—	—	—
(22) §Gasket, rubber	554279	554279	555458	555415	555415	555458	555458	555458
(23) Screw, with washer	554288	554288	554288	554288	554288	554288	554288	554288
(24) Spring, trimmer	552813	552813	552813	552813	552813	552813	552813	552813
(25) Motif	—	—	—	—	—	—	—	—
(26) Screw, body fixing	—	—	—	—	—	—	—	—
(27) Sleeve, sealing	554626	554626	554626	554626	554626	554626	554626	554626
(28) §Plate, adaptor	—	—	—	—	—	—	—	—
(29) §Gasket, adaptor plate seating	—	—	—	—	—	—	—	—
(30) Grommet, cable entry	—	—	—	—	—	—	—	—

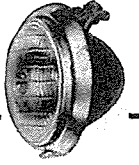
Part No.	51883A/B	51884A/B	51886A	51891A/E	†51894A/D	51895A/D	51896A/B	51897A/D
Model	F700	F700	F700EF	F700	F700	F700	F700EF	F700
Finish	C.P.R.	C.P.R.	C.P.R.	C.P.R.	C.P.R.	C.P.R.	C.P.R.	C.P.R.
Replaced by (see footnote)	—	—	—	—	(51897)	—	—	—
(1) §Rim or door	554439	554439	554440	554440	555475	555475	555475	555475
(2) § Screw, rim fixing	198898	198898	198898	198898	198897	198897	198897	198897
(3) Washer, screw retaining	161385	161385	161385	161385	161385	161385	161385	161385
(4) Motif, top front	—	—	—	—	—	—	—	—
(5) Screw, bracket and motif fixing	—	—	—	—	—	—	—	—
(6) Bracket, rim and motif fixing	555704	555704	555704	555704	—	—	—	—
(7) §Nut, rim fixing screw	187117	187117	187117	187117	187117	187117	187117	187117
(8) §Excluder, dust	552906	552906	552906	552906	555477	555477	555477	555477
(9) §Plate, light unit retaining	554872	554872	554872	554872	554872	554872	554872	554872
(10) Screw, unit rim	186137	186137	186137	186137	186137	186137	186137	186137
(11) Rim, unit seating	554871	554871	554871	554871	554871	554871	554871	554871
(12) Piece, packing	—	—	—	—	—	—	—	—
(13) §Light unit	555306	555305	553948	555996	553940	553940	553948	553940
(14) Spring, light unit fixing	—	—	—	—	—	—	—	—
(15) §Bulb holder	54520187	54520187	562303	554602	554602	554602	562303	554602
(16) § Sleeve, terminal	—	—	555910	555910	555910	555910	555910	555910
(17) § Interior, pilot bulb holder	—	—	—	—	—	—	—	—
(18) §Backshell	—	—	‡552943	—	—	—	‡552943	—
(19) Clip and screw, adaptor	—	—	562306	—	—	—	562306	—
(20) §Bulb, main	355	370	—	414	370	350	—	370
(21) §Buffer, rubber	—	—	—	—	—	—	—	—
(22) Conversion adaptor	—	—	—	—	—	—	—	—
(23) §Gasket, rubber	554279	554279	555415	554280	554279	554279	554279	554279
(24) Screw, with washer	554288	554288	554288	554288	554288	554288	554288	554288
(25) Spring, trimmer	552813	552813	552813	552813	552813	552813	552813	552813
(26) Motif	—	—	—	—	—	—	—	—
(27) Screw, body fixing	—	—	—	—	—	—	—	—
(28) Sleeve, sealing	554626	554626	554626	554626	554626	554626	554626	554626
(29) §Plate, adaptor	—	—	—	—	555541	555541	555541	555541
(30) §Gasket, adaptor plate seating	—	—	—	—	555547	555547	555547	555547
(31) Grommet, cable entry	—	—	—	—	—	—	—	—

For illustrations, see pages G25–G29

Note. For replacement lamp spare parts, see appropriate column under part number
 † Supplied complete with Adaptor 562303 § Recommended spares for stock

† When ordering, quote part number shown in brackets
 C.P.R. . . Chromium plated rim

HEADLAMPS, Flush Fitting




DETAILED SPARE PARTS

51797B/E F700 C.P.R.	51808A PF700 C.P.R.	51810B PF700 C.P.R.	51811A PF700 C.P.R.	51812A PF700EF C.P.R.	51816D/H F700 C.P.R.	†51844A/D F700 C.P.R. (51899)	51878A F700 C.P.R.	51879A/B F700 C.P.R.	51880A/B F700 C.P.R.	51882A/B F700 C.P.R.	
555747	553978	553978	553978	553978	555326	555475	554982	554982	554982	554439	(1)
198898	552796	552796	552796	552796	101751	198897	554983	554983	554983	198898	(2)
161385	—	—	—	—	161385	161385	161385	161385	161385	161385	(3)
—	553980	553980	553980	553980	—	—	—	—	—	—	(4)
—	116003	116003	116003	116003	—	—	—	—	—	—	(5)
555704	553953	553953	553953	553953	554240	—	—	—	—	555704	(6)
187117	—	—	—	—	—	187117	—	—	—	187117	(7)
552906	553954	553954	553954	553954	555333	555477	552906	552906	552906	552906	(8)
554872	553971	553971	553971	553971	555351	554872	554872	554872	554872	554872	(9)
186137	186137	186137	186137	186137	186137	186137	186137	186137	186137	186137	(10)
554871	553972	553972	553972	553972	554871	554871	554871	554871	554871	554871	(11)
—	—	—	—	—	—	—	—	—	—	—	(12)
—	555752	555753	554917	555356	554665	555447	555991	555306	555305	555991	(13)
—	—	—	—	—	—	—	—	—	—	—	(14)
553724	554602	554602	554602	562303	554602	554602	54520187	54520187	54520187	54520187	(15)
—	555910	555910	555910	555910	555910	555910	—	—	—	—	(16)
—	—	—	—	—	—	—	—	—	—	—	(17)
—	—	—	—	‡552943	—	—	—	—	—	—	(18)
—	—	—	—	562306	—	—	—	—	—	—	(19)
—	354	355	370	—	370	355	354	355	370	354	(20)
—	—	—	—	—	—	—	—	—	—	—	(21)
555458	553955	553955	553955	553955	554279	554279	554279	554279	554279	554279	(22)
—	—	—	—	—	‡555332	—	—	—	—	—	(23)
554288	*552708	*552708	*552708	*552708	555344	554288	554288	554288	554288	554288	(24)
552813	553872	553872	553872	553872	553872	552813	552813	552813	552813	552813	(25)
—	—	—	—	—	—	—	—	—	—	—	(26)
—	117020	117020	117020	117020	‡555328	—	—	—	—	—	(27)
554626	554626	554626	554626	554626	554626	554626	554626	554626	554626	554626	(28)
—	—	—	—	—	—	555541	—	—	—	—	(29)
—	—	—	—	—	—	555547	—	—	—	—	(30)
—	—	—	—	—	199002	—	—	—	—	—	(31)

51898A/D F700 C.P.R.	51899A/D F700 C.P.R.	51901A/E F700 C.P.R.	51919B PF700 C.P.R.	51920B PF700 C.P.R.	51921B PF700 C.P.R.	51922B PF700 C.P.R.	51923B PF700 C.P.R.	51928A F700	51928B/D F700	51928E F700	
555475	555475	555770	556027	556027	556027	556027	556027	—	—	—	(1)
198897	198897	198913	552796	552796	552796	552796	552796	—	—	—	(2)
161385	161385	161385	—	—	—	—	—	—	—	—	(3)
—	—	—	116003	116003	116003	116003	116003	—	—	—	(4)
—	—	—	553953	553953	553953	553953	553953	—	—	—	(5)
187117	187117	187117	—	—	—	—	—	—	—	—	(6)
555477	555477	555477	554459	554459	554459	554459	554459	552906	552906	552906	(7)
554872	554872	554872	554906	554906	554906	554906	554906	554179	554179	554179	(8)
186137	186137	186137	186137	186137	186137	186137	186137	186143	186143	198949	(9)
554871	554871	554871	554907	554907	554907	554907	554907	554175	554175	554175	(10)
—	—	—	—	—	—	—	—	—	—	—	(11)
554665	555447	553921	555752	555754	555753	554917	555356	—	—	—	(12)
—	—	—	—	—	—	—	—	—	—	—	(13)
554602	553724	554602	554602	554855	554602	554602	562303	§554180	§554180	§554180	(14)
555910	—	555910	555910	—	555910	555910	555910	861216	864944	864944	(15)
—	—	—	—	—	—	—	—	—	—	—	(16)
—	—	—	—	—	—	—	—	—	—	—	(17)
—	—	—	—	—	—	—	—	—	—	—	(18)
—	—	—	—	—	—	—	—	—	—	—	(19)
370	355	414	354	404	355	370	—	—	—	—	(20)
—	—	—	—	—	—	—	—	—	—	—	(21)
—	554691	—	—	—	—	—	—	—	—	—	(22)
554279	554279	554279	553955	553955	553955	553955	553955	554178	554178	554178	(23)
554288	554288	554288	*552708	*552708	*552708	*552708	*552708	554182	554182	554182	(24)
552813	552813	552813	553872	553872	553872	553872	553872	**554202	**554202	**554202	(25)
—	—	—	—	—	—	—	—	—	—	—	(26)
—	—	—	117020	117020	117020	117020	117020	—	—	—	(27)
554626	554626	554626	554626	554626	554626	554626	554626	—	—	—	(28)
555541	555541	555541	—	—	—	—	—	—	—	—	(29)
555547	555547	555787	—	—	—	—	—	—	—	—	(30)
—	—	—	—	—	—	—	—	—	—	—	(31)
—	—	—	—	—	—	—	—	—	199003	199003	(31)

For illustrations, see pages G25-G29

* See Supersession Chart † When ordering, quote part number shown in brackets ‡ Supplied complete with Adaptor 562303 § Gasket, sealing ¶ Screw, special, dip adjusting § Spring, retaining, unit rim to body ** Spring, retainer C.P.R. .. Chromium plated rim continued



HEADLAMPS, Flush Fitting

DETAILED SPARE PARTS

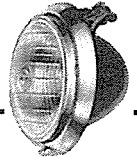
Part No.	†51933A/D	51935A/D	51936A/B	51937A/D	51938A/D	51939A/D	51941A/E	51942A/B
Model	F700	F700	F700EF	F700	F700	F700	F700	F700
Finish	C.P.R.	C.P.R.	C.P.R.	C.P.R.	C.P.R.	C.P.R.	C.P.R.	C.P.R.
Replaced by (see footnote)	(51939)	—	—	—	—	—	—	—
(1) §Rim or door	555770	555770	555770	555770	555770	555770	555457	555747
(2) § Screw, rim fixing	198913	198913	198913	198913	198913	198913	198898	198898
(3) Washer, screw retaining	161385	161385	161385	161385	161385	161385	161385	161385
(4) Motif, top front	—	—	—	—	—	—	—	—
(5) Bracket, rim fixing	—	—	—	—	—	—	555704	555704
(6) §Nut, rim fixing screw	187117	187117	187117	187117	187117	187117	187117	187117
(7) §Excluder, dust	555477	555477	555477	555477	555477	555477	552906	552906
(8) §Plate, light unit retaining	554872	554872	554872	554872	554872	554872	554872	554872
(9) Screw, unit rim	186137	186137	186137	186137	186137	186137	186137	186137
(10) Rim, unit seating	554871	554871	554871	554871	554871	554871	554871	554871
(11) Piece, packing	—	—	—	—	—	—	—	—
(12) §Light unit	555447	553940	553948	553940	554665	555447	553940	553940
(13) Spring, light unit fixing	—	—	—	—	—	—	—	—
(14) §Bulb holder or adaptor	554602	554602	562303	554602	554602	553724	554602	554602
(15) § Sleeve, terminal	555910	555910	555910	555910	555910	—	555910	555910
(16) §Backshell	—	—	§552943	—	—	—	—	—
(17) Clip and screw, adaptor	—	—	562306	—	—	—	—	—
(18) §Bulb, main	355	350	—	370	370	355	370	370
(19) Conversion adaptor	—	—	—	—	—	554691	—	—
(20) §Gasket, rubber	554279	554279	554279	554279	554279	554279	555458	555458
(21) Screw, with washer	554288	554288	554288	554288	554288	554288	554288	554288
(22) Spring, trimmer	552813	552813	552813	552813	552813	552813	552813	552813
(23) Motif	—	—	—	—	—	—	—	—
(24) Screw, body fixing	—	—	—	—	—	—	—	—
(25) Pin, split	—	—	—	—	—	—	—	—
(26) Nut, barrel	—	—	—	—	—	—	—	—
(27) Sleeve, sealing	554626	554626	554626	554626	554626	554626	554626	554626
(28) §Plate, adaptor	555541	555541	555541	555541	555541	555541	—	—
(29) §Gasket, adaptor plate seating	555787	555787	555787	555787	555787	555787	—	—
(30) Grommet, cable entry	—	—	—	—	—	—	—	—

Part No.	51967A/E	51968A/E	51969A/E	51970A/D	51971B/H	51972A/D	51982A	†51983A/E
Model	F700	F700	F700	F700EF	F700	F700	F700	P700
Finish	C.P.R.	C.P.R.	C.P.R.	C.P.R.	C.P.R.	C.P.R.	C.P.R.	C.P.R.
Replaced by (see footnote)	—	—	—	—	—	—	—	(51538)
(1) §Rim or door	556080	556080	556080	556080	556275	554439	554225	554439
(2) § Screw, rim fixing	198937	198937	198937	198937	198898	198898	554222	198898
(3) Washer, screw retaining	161385	161385	161385	161385	161385	161385	—	161385
(4) Motif, top front	‡556221	‡556221	‡556221	‡556221	—	—	—	—
(5) Bracket, rim fixing	556222	556222	556222	556222	555704	555704	—	555704
(6) §Nut, rim fixing screw	187113	187113	187113	187113	187117	187117	—	187117
(7) §Excluder, dust	555955	555955	555955	555955	552906	552906	552906	552906
(8) §Plate, light unit retaining	554872	554872	554872	554872	554872	554872	554179	554872
(9) Screw, unit rim	186137	186137	186137	186137	186137	186137	186134	186137
(10) Rim, unit seating	554871	554871	554871	554871	554871	554871	554175	554871
(11) Piece, packing	—	—	—	553537	—	—	—	—
(12) §Light unit	553921	555447	553940	553948	553921	555296	553940	554308
(13) Spring, light unit fixing	—	—	—	—	—	—	‡554180	—
(14) §Bulb holder or adaptor	554602	554602	554602	562303	554602	553724	861216	554602
(15) § Sleeve, terminal	555910	555910	555910	555910	555910	—	—	555910
(16) § Interior, pilot bulb holder	—	—	—	—	—	—	—	—
(17) §Backshell	—	—	—	§552943	—	—	—	—
(18) Clip and screw, adaptor	—	—	—	562306	—	—	—	—
(19) §Bulb, main	354	355	370	—	414	355	370	414
(20) Conversion adaptor	—	—	—	—	—	554691	554691	—
(21) §Gasket, rubber	556079	556079	556079	556079	555458	554279	554178	554279
(22) Screw, with washer	554288	554288	554288	554288	554288	554288	554182	554288
(23) Spring, trimmer	552813	552813	552813	552813	552813	552813	‡554202	552813
(24) Screw, body fixing	—	—	—	—	—	—	—	—
(25) Pin, split	—	—	—	—	—	—	186761	—
(26) Sleeve, sealing	554626	554626	554626	554626	554626	554626	—	554626
(27) §Plate, adaptor	—	—	—	—	—	—	—	—
(28) §Excluder, dust, bulb holder	—	—	—	—	—	—	—	—
(29) Washer, cable grip	—	—	—	—	—	—	—	—
(30) Washer, cable grip	—	—	—	—	—	—	—	—
(31) Grommet, cable entry	—	—	—	—	—	—	—	—
(32) §Gasket, adaptor plate seating	—	—	—	—	—	—	—	—

For illustrations, see pages G25–G29

Note. For replacement lamp spare parts, see appropriate column under part number † When ordering, quote part number shown in brackets ‡ Plate, rim retaining
 § Recommended spares for stock || Spring, unit rim to body retaining ¶ Spring, retainer § Supplied complete with Adaptor 562303 C.P.R. Chromium plated rim

HEADLAMPS, Flush Fitting



DETAILED SPARE PARTS

51946B/D F700 C.P.R.	51947A/B F700 C.P.R.	51948A F700EF C.P.R.	51949A F700 C.P.R.	51953A/D F700 C.P.R.	51956A/F F700 C.P.R.	51957A/E F700 C.P.R.	51958B/D F700EF C.P.R.	51959A/E F700 C.P.R.	51960A/D F700 C.P.R.	†51966A/E F700 C.P.R. (51957)
555974	555974	555974	555974	554440	556234	556234	556234	556234	—	556234 (1)
113061	113061	113061	113061	198898	198898	198898	198898	198898	—	198898 (2)
161385	161385	161385	161385	161385	161385	161385	161385	161385	—	161385 (3)
—	—	—	—	—	—	—	—	—	—	— (4)
—	—	—	—	555704	555704	555704	555704	555704	555704	555704 (5)
—	—	—	—	187117	187117	187117	187117	187117	187117	187117 (6)
552906	552906	552906	552906	552906	552906	552906	552906	552906	—	552906 (7)
554872	554872	554872	554872	554872	554872	554872	554872	554872	554872	554872 (8)
186137	186137	186137	186137	186137	186137	186137	186137	186137	186137	186137 (9)
554871	554871	554871	554871	554871	554871	554871	554871	554871	554871	554871 (10)
—	—	—	—	—	—	—	—	—	—	— (11)
553921	553940	553948	—	556229	553921	555447	553948	553940	554665	555447 (12)
—	—	—	—	—	—	—	—	—	—	— (13)
554602	554602	562303	553724	554602	554602	553738	562303	554602	554602	554602 (14)
555910	555910	555910	—	555910	555910	555910	555910	555910	555910	555910 (15)
—	—	§552943	—	—	—	—	§552943	—	—	— (16)
—	—	562306	—	—	—	—	562306	—	—	— (17)
414	370	—	—	355	414	355	—	370	370	355 (18)
—	—	—	—	—	—	554691	—	—	—	— (19)
556247	556247	556247	556247	554280	554280	554280	554280	554280	554279	554280 (20)
554288	554288	554288	554288	554288	554288	554288	554288	554288	554288	554288 (21)
552813	552813	552813	552813	552813	552813	552813	552813	552813	552813	552813 (22)
—	—	—	—	—	—	—	—	—	—	— (23)
—	—	—	—	—	—	—	—	—	—	— (24)
—	—	—	—	—	—	—	—	—	—	— (25)
—	—	—	—	—	—	—	—	—	—	— (26)
554626	554626	554626	554626	554626	554626	554626	554626	554626	554626	554626 (27)
—	—	—	—	—	—	—	—	—	—	— (28)
—	—	—	—	—	—	—	—	—	—	— (29)
—	—	—	—	—	—	—	—	—	—	— (30)

†51984A/B F700 C.P.R. (51467)	51987A/B F700 C.P.R.	51988A/D F700 C.P.R.	51989B/F F700 C.P.R.	51990B/F F700EF C.P.R.	51991B/E F700 C.P.R.	51999A F700 C.P.R.	58006A/E F700 C.P.R.	58007A/D F700 C.P.R.	58008A/D F700 C.P.R.	58009A/B F700EF C.P.R.
554439	554440	556291	556275	556275	556275	554225	556353	556353	556353	556353 (1)
198898	198898	552816	198898	198898	198898	554222	198937	198937	198937	198937 (2)
161385	161385	161385	161385	161385	161385	—	161385	161385	161385	161385 (3)
—	—	—	—	—	—	—	—	—	—	— (4)
555704	555704	—	555704	555704	555704	—	555704	555704	555704	555704 (5)
187117	187117	—	187117	187117	187117	—	187117	187117	187117	187117 (6)
552906	552906	552906	552906	552906	552906	552906	552906	552906	552906	552906 (7)
554872	554872	554872	554872	554872	554872	554179	554872	554872	554872	554872 (8)
186137	186137	186137	186137	186137	186137	186134	186137	186137	186137	186137 (9)
554871	554871	554871	554871	554871	554871	554175	554871	554871	554871	554871 (10)
—	—	—	—	553537	—	556365	—	—	—	— (11)
—	555447	556288	553940	553948	—	553948	553921	555447	553940	553948 (12)
—	—	—	—	—	—	‡554180	—	—	—	— (13)
553738	553724	554603	554602	562303	553724	861216	554602	554602	554602	562303 (14)
555910	—	555910	555910	555910	—	—	555910	555910	555910	555910 (15)
—	—	—	—	—	—	—	—	—	—	— (16)
—	—	—	—	§552943	—	556064	—	—	—	§552943 (17)
—	—	—	—	562306	—	562306	—	—	—	562306 (18)
—	355	¶989 370	370	—	—	—	414	355	370	— (19)
—	554691	—	—	—	—	—	—	—	—	— (20)
554279	555415	556289	555458	555458	555458	554178	556345	556345	556345	556345 (21)
554288	554288	554288	554288	554288	554288	554182	554288	554288	554288	554288 (22)
552813	552813	552813	552813	552813	552813	¶554202	552813	552813	552813	552813 (23)
—	—	—	—	—	—	—	—	—	—	— (24)
—	—	—	—	—	—	186761	—	—	—	— (25)
554626	554626	554626	554626	554626	554626	—	554626	554626	554626	554626 (26)
—	—	556285	—	—	—	—	—	—	—	— (27)
—	—	556047	—	—	—	—	—	—	—	— (28)
—	—	516285	—	—	—	—	—	—	—	— (29)
—	—	553568	—	—	—	—	—	—	—	— (30)
—	—	—	—	—	—	—	—	—	—	— (31)
—	—	—	—	—	—	—	—	—	—	— (32)

For illustrations, see pages G25-G29


† When ordering, quote part number shown in brackets
§ Supplied complete with Adaptor 562303

‡ Spring, unit rim to body retaining
Chromium plated rim

¶ Pilot

§ Spring, retainer

continued



HEADLAMPS, Flush Fitting

DETAILED SPARE PARTS

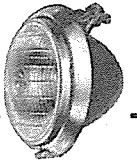
Part No.	58010A/D F700 C.P.R.	58011A/B F700 C.P.R.	58022A/B F700EF C.P.R.	58023A/B F700EF C.P.R.	†58024A/D F700 (58041)	†58025A/D F700 (58042)	†58026A/D F700 (58043)	†58027A/D F700 (58044)
(1) §Rim or door	556353	556353	555326	555326	556431	556431	556431	556431
(2) § Screw, rim fixing	198937	198937	144471	144471	198913	198913	198913	198913
(3) Washer, screw retaining	161385	161385	161385	161385	161385	161385	161385	161385
(4) Bracket, rim fixing	555704	555704	554240	554240	—	—	—	—
(5) §Nut, rim fixing screw	187117	187117	—	—	187117	187117	187117	187117
(6) §Excluder, dust	552906	552906	555333	555333	555477	555477	555477	555477
(7) §Plate, light unit retaining	554872	554872	555351	555351	554872	554872	554872	554872
(8) Screw, unit rim	186137	186137	186137	186137	186137	186137	186137	186137
(9) Rim, unit seating	554871	554871	554871	554871	554871	554871	554871	554871
(10) Piece, packing	—	—	—	553537	—	—	—	—
(11) §Light unit	555447	—	556379	556380	553921	555447	553940	553940
(12) Spring, light unit fixing	—	—	—	—	—	—	—	—
(13) Screw, plate fixing	—	—	—	—	—	—	—	—
(14) §Bulb holder or adaptor	553724	553724	555725	555725	554602	554602	554602	554602
(15) § Sleeve, terminal	—	—	555910	555910	555910	555910	555910	555910
(16) § Interior, pilot bulb holder	—	—	—	—	—	—	—	—
(17) §Backshell	—	—	—	—	—	—	—	—
(18) Clip and screw, adaptor	—	—	—	—	—	—	—	—
(19) §Bulb, main	355	—	—	—	354	355	370	350
(20) Conversion adaptor	554691	—	—	—	—	—	—	—
(21) §Gasket, rubber	556345	556345	554279	554279	554279	554279	554279	554279
(22) Screw, with washer	554288	554288	‡555332	‡555332	554288	554288	554288	554288
(23) Spring, trimmer	552813	552813	553872	553872	552813	552813	552813	552813
(24) Screw, body fixing	—	—	555328	555328	—	—	—	—
(25) Washer, spring	—	—	—	—	—	—	—	—
(26) Screw, body fixing	—	—	—	—	—	—	—	—
(27) Sleeve, sealing	554626	554626	554626	554626	554626	554626	554626	554626
(28) §Plate, adaptor	—	—	—	—	555541	555541	555541	555541
(29) §Gasket, adaptor plate seating	—	—	—	—	555787	555787	555787	555787
(30) Grommet, cable entry	—	—	199002	199002	—	—	—	—

Part No.	58045A/B F700EF	58046A/D F700	58047A/D F700	58048A/E F700 C.P.R.	58049A/D F700 C.P.R.	58050A/D F700 C.P.R.	58051A/B F700EF C.P.R.	58056A/B F700 C.P.R.
(1) §Rim or door	556431	556431	556431	556390	556390	556390	556390	556432
(2) § Screw, rim fixing	198913	198913	198913	198913	198913	198913	198913	198913
(3) Washer, screw retaining	161385	161385	161385	161385	161385	161385	161385	161385
(4) Bracket, rim fixing	—	—	—	556362	556362	556362	556362	556362
(5) §Nut, rim fixing screw	187117	187117	187117	187113	187113	187113	187113	187113
(6) §Excluder, dust	555477	555477	555477	556388	556388	556388	556388	556388
(7) §Plate, light unit retaining	554872	554872	554872	554872	554872	554872	554872	554872
(8) Screw, unit rim	186137	186137	186137	186137	186137	186137	186137	186137
(9) Rim, unit seating	554871	554871	554871	554871	554871	554871	554871	554871
(10) Piece, packing	—	—	—	—	—	—	—	—
(11) §Light unit	553948	554665	555447	553921	555447	553940	553948	553921
(12) §Bulb holder or adaptor	562303	554602	553724	554602	554602	554602	562303	554602
(13) § Sleeve, terminal	555910	555910	—	555910	555910	555910	555910	555910
(14) § Interior, pilot bulb holder	—	—	—	—	—	—	—	—
(15) §Backshell	¶552943	—	—	—	—	—	¶552943	—
(16) Clip and screw, adaptor	562306	—	—	—	—	—	562306	—
(17) §Bulb, main	—	370	355	414	355	370	—	354
(18) §Buffer, rubber	—	—	—	—	—	—	—	—
(19) Conversion adaptor	—	—	554691	—	—	—	—	—
(20) §Gasket, rubber	554279	554279	554279	556446	556446	556446	556446	556446
(21) Screw, with washer	554288	554288	554288	554288	554288	554288	554288	554288
(22) Spring, trimmer	552813	552813	552813	552813	552813	552813	552813	552813
(23) Motif	—	—	—	—	—	—	—	—
(24) Screw, body fixing	—	—	—	—	—	—	—	—
(25) Sleeve, sealing	554626	554626	554626	554626	554626	554626	554626	554626
(26) §Plate, adaptor	555541	555541	555541	—	—	—	—	—
(27) §Gasket, adaptor plate seating	555787	555787	555787	—	—	—	—	—
(28) Plate, rim fixing	—	—	—	—	—	—	—	—
(29) Nut, plate fixing screw	—	—	—	—	—	—	—	—
(30) Screw, adaptor plate fixing	—	—	—	—	—	—	—	—
(31) Bracket, rim seating	—	—	—	—	—	—	—	—

For illustrations, see pages G25-G29

Note. For replacement lamp spare parts, see appropriate column under part number † When ordering, quote part number shown in brackets ‡ Gasket, sealing
§ Recommended spares for stock || Screw, special, dip adjusting ¶ Supplied complete with Adaptor 562303 C.P.R. . . Chromium plated rim

HEADLAMPS, Flush Fitting



DETAILED SPARE PARTS

†58028A/B F700EF (58045)	†58029A/D F700 (58046)	†58030A/D F700 (58047)	58034A/H F700 C.P.R. —	58035A/F F700 C.P.R. —	58036A/F F700 C.P.R. —	58038A/B F700 C.P.R. —	58041A/E F700 —	58042A/D F700 —	58043A/D F700 —	58044A/D F700 —	
556431	556431	556431	556429	556429	556429	554440	556431	556431	556431	556431	(1)
198913	198913	198913	—	—	—	198898	198913	198913	198913	198913	(2)
161385	161385	161385	—	—	—	161385	161385	161385	161385	161385	(3)
—	—	—	—	—	—	555704	—	—	—	—	(4)
187117	187117	187117	—	—	—	187117	187117	187117	187117	187117	(5)
555477	555477	555477	—	—	—	552906	555477	555477	555477	555477	(6)
554872	554872	554872	554872	554872	554872	554872	554872	554872	554872	554872	(7)
186137	186137	186137	186137	186137	186137	186137	186137	186137	186137	186137	(8)
554871	554871	554871	554871	554871	554871	554871	554871	554871	554871	554871	(9)
—	—	—	—	—	—	—	—	—	—	—	(10)
553948	554665	555447	553921	555447	553940	553948	553921	555447	553940	553940	(11)
—	—	—	—	—	—	—	—	—	—	—	(12)
—	—	—	—	—	—	—	—	—	—	—	(13)
562303	554602	553724	554602	554602	554602	507701	554602	554602	554602	554602	(14)
555910	555910	555910	555910	555910	555910	555910	555910	555910	555910	555910	(15)
—	—	—	—	—	—	—	—	—	—	—	(16)
552943	—	—	—	—	—	—	—	—	—	—	(17)
562306	—	—	—	—	—	556434	—	—	—	—	(18)
—	370	355	414	355	370	—	414	355	370	350	(19)
—	—	554691	—	—	—	—	—	—	—	—	(20)
554279	554279	554279	554280	554280	554280	554280	554279	554279	554279	554279	(21)
—	—	—	—	—	—	—	—	—	—	—	(22)
554288	554288	554288	554288	554288	554288	554288	554288	554288	554288	554288	(23)
552813	552813	552813	552813	552813	552813	552813	552813	552813	552813	552813	(24)
—	—	—	—	—	—	—	—	—	—	—	(25)
—	—	—	—	—	—	—	—	—	—	—	(26)
554626	554626	554626	554626	554626	554626	554626	554626	554626	554626	554626	(27)
555541	555541	555541	—	—	—	—	555541	555541	555541	555541	(28)
555787	555787	555787	—	—	—	—	555787	555787	555787	555787	(29)
—	—	—	—	—	—	—	—	—	—	—	(30)

58057A/B F700 C.P.R. —	58058A/B F700 C.P.R. —	58059A F700EF C.P.R. —	†58070A/D F700 C.P.R. (51533)	58078A/D F700 C.P.R. —	58083A/E F700 C.P.R. —	58084A/D F700 C.P.R. —	58085A/B F700EF C.P.R. —	58086A/D F700 C.P.R. —	58087A F700 C.P.R. —	†58096A/L F700 (58433)		
556432	556432	556432	554439	554439	554440	554440	554440	554440	554440	556353	556498	(1)
198913	198913	198913	198898	198898	198898	198898	198898	198898	198898	198937	198898	(2)
161385	161385	161385	161385	161385	161385	161385	161385	161385	161385	161385	161385	(3)
556362	556362	556362	555704	555704	555704	555704	555704	555704	555704	555704	556482	(4)
187113	187113	187113	187117	187117	187117	187117	187117	187117	187117	187117	187117	(5)
556388	556388	556388	552906	552906	552906	552906	552906	552906	552906	552906	556544	(6)
554872	554872	554872	554872	554872	554872	554872	554872	554872	554872	554872	554872	(7)
186137	186137	186137	186137	186137	186137	186137	186137	186137	186137	186137	186137	(8)
554871	554871	554871	554871	554871	554871	554871	554871	554871	554871	554871	554871	(9)
—	—	553537	—	—	—	—	—	—	—	—	—	(10)
555447	553940	553948	555447	553921	553921	553940	553948	555447	554999	554999	553921	(11)
554602	554602	562303	553738	553738	554602	554602	562303	554602	554602	54520187	554602	(12)
555910	555910	555910	555910	555910	555910	555910	555910	555910	555910	‡534488	555910	(13)
—	—	—	—	—	—	—	—	—	—	—	—	(14)
—	—	552943	—	—	—	—	552943	—	554909	—	—	(15)
—	—	562306	—	—	—	—	562306	—	—	—	—	(16)
355	370	—	355	354	414	370	—	355	404	414	414	(17)
—	—	—	—	—	—	—	—	—	—	—	—	(18)
—	—	—	554691	554691	—	—	—	—	—	—	—	(19)
556446	556446	556446	554279	554279	554280	554280	554280	554280	556345	554279	554279	(20)
554288	554288	554288	554288	554288	554288	554288	554288	554288	554288	554288	554288	(21)
552813	552813	552813	552813	552813	552813	552813	552813	552813	552813	552813	552813	(22)
—	—	—	—	—	—	—	—	—	—	—	—	(23)
—	—	—	—	—	—	—	—	—	—	—	—	(24)
554626	554626	554626	554626	554626	554626	554626	554626	554626	554626	554626	554626	(25)
—	—	—	—	—	—	—	—	—	—	—	—	(26)
—	—	—	—	—	—	—	—	—	—	—	556492	(27)
—	—	—	—	—	—	—	—	—	—	—	556500	(28)
—	—	—	—	—	—	—	—	—	—	—	187114	(29)
—	—	—	—	—	—	—	—	—	—	—	198923	(30)
—	—	—	—	—	—	—	—	—	—	—	556499	(31)


For illustrations, see pages G26-G29

† When ordering, quote part number shown in brackets
C.P.R. ... Chromium plated rim

‡ Spring, bulb retaining

|| Supplied complete with Adaptor 562303

continued



HEADLAMPS, Flush Fitting

DETAILED SPARE PARTS

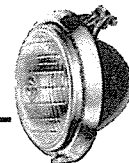
Part No.	†58097A/K	†58098A/K	58099A	58099B/F	58100A	58100B/E	58101A	58101B/E
Model	F700	F700	F700	F700	F700	F700	F700	F700
Finish	—	—	C.P.R.	C.P.R.	C.P.R.	C.P.R.	C.P.R.	C.P.R.
Replaced by (see footnote)	(58434)	(58435)	—	—	—	—	—	—
(1) §Rim or door	556498	556498	555747	555747	555747	555747	555747	555747
(2) §Screw, rim fixing	198898	198898	198898	198898	198898	198898	198898	198898
(3) Washer, screw retaining	161385	161385	161385	161385	161385	161385	161385	161385
(4) Motif, top front or embellisher	—	—	—	—	—	—	—	—
(5) Screw, embellisher, bracket and motif fixing	—	—	—	—	—	—	—	—
(6) Bracket, rim fixing	556482	556482	555704	555704	555704	555704	555704	555704
(7) §Nut, rim fixing screw	187117	187117	187117	187117	187117	187117	187117	187117
(8) §Excluder, dust	556544	556544	552906	552906	552906	552906	552906	552906
(9) §Plate, light unit retaining	554872	554872	554872	554872	554872	554872	554872	554872
(10) Screw, unit rim	186137	186137	186137	186137	186137	186137	186137	186137
(11) Rim, unit seating	554871	554871	554871	554871	554871	554871	554871	554871
(12) Piece, packing	—	—	—	—	—	—	—	—
(13) §Light unit	555447	553940	553921	553921	555447	555447	553921	553921
(14) Spring, light unit fixing	—	—	—	—	—	—	—	—
(15) §Bulb holder or adaptor	554602	554602	554602	554602	554602	554602	553724	553738
(16) § Sleeve, terminal	555910	555910	555910	555910	555910	555910	—	555910
(17) § Interior, pilot bulb holder	—	—	—	—	—	—	—	—
(18) §Backshell	—	—	—	—	—	—	—	—
(19) Clip and screw, adaptor	—	—	—	—	—	—	—	—
(20) §Bulb, main	355	370	354	414	355	355	354	354
(21) Conversion adaptor	—	—	—	—	—	—	554691	554691
(22) §Gasket, rubber	554279	554279	555458	556521	555458	556521	555458	556521
(23) Screw, with washer	554288	554288	554288	554288	554288	554288	554288	554288
(24) Spring, trimmer	552813	552813	552813	552813	552813	552813	552813	552813
(25) Screw, body fixing	—	—	—	—	—	—	—	—
(26) Sleeve, sealing	554626	554626	554626	554626	554626	554626	554626	554626
(27) §Plate, adaptor	—	—	—	—	—	—	—	—
(28) Nut, plate fixing screw	187114	187114	—	—	—	—	—	—
(29) §Gasket, adaptor plate seating	556492	556492	—	—	—	—	—	—
(30) Washer, cable grip	—	—	—	—	—	—	—	—
(31) Plate, rim fixing	556500	556500	—	—	—	—	—	—
(32) Screw, adaptor plate fixing	198923	198923	—	—	—	—	—	—
(33) Bracket, rim fixing	556499	556499	—	—	—	—	—	—

Part No.	58139A/D	58140A/B	58141A/B	58142A	58142B/D	58143A/D	58144A/D	58145A/B
Model	F700	F700EF	F700	F700	F700	F700	F700	F700
Finish	—	—	—	C.P.R.	C.P.R.	C.P.R.	C.P.R.	C.P.R.
Replaced by (see footnote)	—	—	—	—	—	—	—	—
(1) §Rim or door	556511	556511	556511	556420	556420	555747	555747	555747
(2) §Screw, rim fixing	198898	198898	198898	—	—	198898	198898	198898
(3) Washer, screw retaining	161385	161385	161385	—	—	161385	161385	161385
(4) Motif, top front or embellisher	556503	556503	556503	—	—	—	—	—
(5) Screw, embellisher, bracket and motif fixing	198948	198948	198948	—	—	—	—	—
(6) Bracket, rim fixing	555704	555704	555704	—	—	555704	555704	555704
(7) §Nut, rim fixing screw	187117	187117	187117	—	—	187117	187117	187117
(8) §Excluder, dust	552906	552906	552906	552906	552906	552906	552906	552906
(9) §Plate, light unit retaining	554872	554872	554872	554872	554872	554872	554872	554872
(10) Screw, unit rim	186137	186137	186137	186137	186137	186137	186137	186137
(11) Rim, unit seating	554871	554871	554871	554871	554871	554871	554871	554871
(12) Piece, packing	—	—	—	—	—	—	—	553537
(13) §Light unit	553940	553948	—	556599	556599	554308	553940	553948
(14) Spring, fixing or retaining	—	—	—	—	—	—	—	—
(15) Spring, bulb retaining	—	—	—	—	556442	—	—	—
(16) §Bulb holder or adaptor	554602	562303	553724	54520187	553724	554602	554602	562303
(17) § Sleeve, terminal	555910	555910	—	—	—	555910	555910	555910
(18) §Backshell	—	‡552943	—	554909	—	—	—	‡552943
(19) Clip and screw, adaptor	—	562306	—	—	—	—	—	562306
(20) §Bulb, main	370	—	—	404	416	354	370	—
(21) Conversion adaptor	—	—	—	—	—	—	—	—
(22) §Gasket, rubber	555458	555458	555458	556422	556422	556521	556521	556521
(23) Screw, with washer	554288	554288	554288	554288	554288	554288	554288	554288
(24) Spring, trimmer	552813	552813	552813	552813	552813	552813	552813	552813
(25) Screw, body fixing	—	—	—	—	—	—	—	—
(26) Sleeve, sealing	554626	554626	554626	554626	554626	554626	554626	554626
(27) §Plate, adaptor	—	—	—	556491	556491	—	—	—
(28) §Gasket, adaptor plate seating	—	—	—	—	—	—	—	—
(29) Screw, adaptor plate fixing	—	—	—	—	—	—	—	—
(30) Nut, plate fixing screw	—	—	—	—	—	—	—	—
(31) Bracket, rim locating	—	—	—	—	—	—	—	—
(32) Grommet, cable entry	—	—	—	—	—	—	—	—

For illustrations, see pages G25–G29

Note. For replacement lamp spare parts, see appropriate column under part number † When ordering, quote part number shown in brackets
 ‡ Supplied complete with Adaptor 562303 § Recommended spares for stock C.P.R. . . Chromium plated rim

HEADLAMPS, Flush Fitting



DETAILED SPARE PARTS

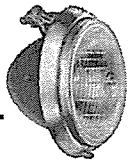
58107A/E F700 — —	58110A PF700 C.P.R. —	58119B MCF575P C.P.R. —	†58120A/H F700EF — (58436)	58121A/D F700 C.P.R. —	58128A/E F700 — —	58129A/D F700 — —	58130A/D F700 — —	58132A/B F700EF — —	58133A/D F700 — —	58134A/D F700 — —	
556511	556517	556571	556498	554439	556535	556535	556535	556535	556535	556535	556535 (1)
198898	552796	572072	198898	198898	198897	198897	198897	198897	198897	198897	198897 (2)
161385	—	161385	161385	161385	161385	161385	161385	161385	161385	161385	161385 (3)
556503	—	—	—	—	—	—	—	—	—	—	— (4)
198948	116003	—	—	—	—	—	—	—	—	—	— (5)
555704	553953	—	556482	555704	—	—	—	—	—	—	— (6)
187117	—	—	187117	187117	187117	187117	187117	187117	187117	187117	187117 (7)
552906	553954	—	556544	552906	555477	555477	555477	555477	555477	555477	555477 (8)
554872	553971	—	554872	554872	554872	554872	554872	554872	554872	554872	554872 (9)
186137	186137	—	186137	186137	186137	186137	186137	186137	186137	186137	186137 (10)
554871	553972	—	554871	554871	554871	554871	554871	554871	554871	554871	554871 (11)
—	—	—	—	—	—	—	—	—	—	—	— (12)
554308	554665	516828	553948	553940	553921	555447	553940	553948	554665	555447	555447 (13)
—	—	500291	—	—	—	—	—	—	—	—	— (14)
554602	554602	554602	562303	553738	554602	554602	554602	554602	562303	554602	553724 (15)
—	—	‡554710	—	—	—	—	—	—	—	—	—
555910	555910	‡55910	555910	555910	555910	555910	555910	555910	555910	555910	— (16)
—	—	553780	—	—	—	—	—	—	—	—	— (17)
—	—	—	††552943	—	—	—	—	††552943	—	—	— (18)
—	—	—	562306	—	—	—	—	562306	—	—	— (19)
414	370	‡554354	—	370	414	355	370	—	370	355	355 (20)
—	—	354 †989	—	554691	—	—	—	—	—	554691	554691 (21)
555458	553955	—	554279	554279	554279	554279	554279	554279	554279	554279	554279 (22)
554288	*552708	—	554288	554288	554288	554288	554288	554288	554288	554288	554288 (23)
552813	553872	—	552813	552813	552813	552813	552813	552813	552813	552813	552813 (24)
—	117020	—	§198923	—	—	—	—	—	—	—	— (25)
554626	554626	—	554626	554626	554626	554626	554626	554626	554626	554626	554626 (26)
—	—	—	556500	—	555541	555541	555541	555541	555541	555541	555541 (27)
—	—	—	187114	—	—	—	—	—	—	—	— (28)
—	—	—	556492	—	555547	555547	555547	555547	555547	555547	555547 (29)
—	553568	516285	**556499	—	—	—	—	—	—	—	— (30)
—	—	—	—	—	—	—	—	—	—	—	— (31)
—	—	—	—	—	—	—	—	—	—	—	— (32)
—	—	—	—	—	—	—	—	—	—	—	— (33)

58146A/B F700 C.P.R. —	58148A/B F700VF C.P.R. —	†58163A F700 — (58440)	†58163B/F F700 — (58440)	58164A PF700 C.P.R. —	58165A PF700 C.P.R. —	58166A PF700 C.P.R. —	58175A F700 C.P.R. —	58176A F700 — —	58181A P700 C.P.R. —	58182A/F F700 C.P.R. —	
555747	556537	556498	556498	556027	556027	556027	555974	—	54520073	555747	555747 (1)
198898	100051	198898	198898	552796	552796	552796	113061	—	—	198898	198898 (2)
161385	161385	161385	161385	—	—	—	—	—	—	161385	161385 (3)
—	—	—	—	—	—	—	—	—	—	—	— (4)
—	—	—	—	116003	116003	116003	—	—	—	—	— (5)
555704	—	556482	556482	553953	553953	553953	—	—	—	555704	555704 (6)
187117	—	187117	187117	—	—	—	—	—	—	187117	187117 (7)
552906	—	556544	556544	554459	554459	554459	552906	552906	552906	552906	552906 (8)
554872	—	554179	554179	554906	554906	554906	554872	554179	554872	554872	554872 (9)
186137	—	186134	186134	186137	186137	186137	186137	198949	186137	186137	186137 (10)
554871	—	554175	554175	554907	554907	554907	554871	554175	554871	554871	554871 (11)
—	—	—	—	—	—	—	—	—	—	—	— (12)
—	555447	—	—	556565	556567	556566	554999	—	554999	553921	553921 (13)
—	504665	554180	554180	—	—	—	534488	554180	534488	—	— (14)
—	—	—	—	—	—	—	—	—	—	—	— (15)
553724	553724	553724	553738	554602	554855	554602	54520187	—	54520187	554602	554602 (16)
—	—	—	—	555910	—	555910	—	—	—	555910	555910 (17)
—	—	—	—	—	—	—	554909	—	554909	—	— (18)
—	—	—	—	—	—	—	—	—	—	—	— (19)
—	355	—	—	354	404	355	404	—	404	414	414 (20)
—	554691	—	—	—	—	—	—	—	—	—	— (21)
556521	—	554227	554227	553955	553955	553955	556247	554178	554280	555458	555458 (22)
554288	—	554182	554182	*552708	*552708	*552708	554288	554182	554288	554288	554288 (23)
552813	—	‡‡554202	‡‡554202	553872	553872	553872	552813	‡‡554202	552813	552813	552813 (24)
—	—	—	—	117020	117020	117020	—	—	—	—	— (25)
554626	—	—	—	554626	554626	554626	554626	—	554626	554626	554626 (26)
—	—	556500	556500	—	—	—	—	—	—	—	— (27)
—	—	556492	556492	—	—	—	—	—	—	—	— (28)
—	—	198923	198923	—	—	—	—	—	—	—	— (29)
—	—	187114	187114	—	—	—	—	—	—	—	— (30)
—	—	556499	556499	—	—	—	—	—	—	—	— (31)
—	—	—	—	—	—	—	—	199003	—	—	— (32)

For illustrations, see pages G25-G29

* See Supersession Chart † When ordering, quote part number shown in brackets ‡ Pilot bulb holder †† Ring, pilot bulb holder seating
 †† Pilot ‡ Screw, adaptor plate fixing ** Bracket, location rim †† Supplied complete with Adaptor 562303 †† Spring, retainer
 C.P.R. ... Chromium plated rim

continued



HEADLAMPS, Flush Fitting

DETAILED SPARE PARTS

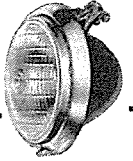
Part No.	58188A F700 C.P.R.	58188B F700 C.P.R.	58189A PF700 C.P.R.	58190A F700P C.P.R.	58190B/E F700P C.P.R.	58218A/D F700 C.P.R.	58219A/B F700 C.P.R.	58220A/B F700 C.P.R.
(1) §Rim or door	552913	552913	556517	554439	554439	54520122	54520122	54520122
(2) § Screw, rim fixing	552816	552816	552796	198898	198898	54127511	54127511	54127511
(3) Washer, screw retaining	—	—	—	161385	161385	161385	161385	161385
(4) Screw, bracket and motif fixing	—	—	116003	—	—	—	—	—
(5) Bracket, rim fixing	—	—	553953	555704	555704	—	—	—
(6) §Nut, rim fixing screw	—	—	—	187117	187117	—	—	—
(7) §Excluder, dust	552906	552906	553954	552906	552906	552906	552906	552906
(8) §Plate, light unit retaining	554872	554872	553971	554872	554872	554872	554872	554872
(9) Screw, unit rim	186137	186137	186137	186137	186137	186137	186137	186137
(10) Rim, unit seating	554871	554871	553972	554871	554871	554871	554871	554871
(11) Piece, packing	553537	553537	—	—	—	—	—	—
(12) §Light unit	554308	554999	—	556597	54520132	553921	555447	553940
(13) Spring, light unit fixing	—	—	—	—	—	—	—	—
(14) Spring, bulb retaining	—	534488	—	—	—	—	—	—
(15) §Bulb holder or adaptor	554602	54520187	553724	554603	554602	554602	554602	554602
(16) § Sleeve, terminal	555910	555910	—	555910	555910	555910	555910	555910
(17) § Interior, pilot bulb holder	—	554855	—	553780	553780	—	—	—
(18) §Backshell	—	554909	—	—	554710	—	—	—
(19) Clip and screw, adaptor	—	—	—	—	554354	—	—	—
(20) §Bulb, main	354	404	—	355 **989	355 **222	414	355	370
(21) Conversion adaptor	—	—	—	—	—	—	—	—
(22) §Gasket, rubber	552915	552915	553955	554279	554279	556590	556590	556590
(23) Screw, with washer	554288	554288	*552708	554288	554288	554288	554288	554288
(24) Spring, trimmer	552813	552813	553872	552813	552813	552813	552813	552813
(25) Screw, motif fixing	—	—	—	—	—	—	—	—
(26) Washer, spring	—	—	—	—	—	—	—	—
(27) Screw, body fixing	—	—	117020	—	—	—	—	—
(28) Sleeve, sealing	554626	554626	554626	554626	554626	554626	554626	554626
(29) §Plate adaptor	—	—	—	—	—	—	—	—
(30) §Gasket, adaptor plate seating	—	—	—	—	—	—	—	—
(31) Grommet, cable entry	—	—	—	—	—	—	—	—

Part No.	58251A/F F700 C.P.R.	58252A/F F700 C.P.R.	58253A/E F700 C.P.R.	58254A/E F700EF C.P.R.	58255A/B F700 C.P.R.	58260A/D F700 C.P.R.	58261A F700EF C.P.R.	58262A F700 C.P.R.
(1) §Rim or door	54520158	54520158	54520158	54520158	54520158	54520073	54520073	54520073
(2) § Screw, rim fixing	198913	198913	198913	198913	198913	—	—	—
(3) Washer, screw retaining	161385	161385	161385	161385	161385	—	—	—
(4) Motif, top front	—	—	—	—	—	—	—	—
(5) Bracket, rim fixing	555940	555940	555940	555940	555940	—	—	—
(6) §Nut, rim fixing screw	187117	187117	187117	187117	187117	—	—	—
(7) §Excluder, dust	—	—	—	—	54520495	552906	552906	552906
(8) §Plate, light unit retaining	554872	554872	554872	554872	554872	554872	554872	554872
(9) Screw, unit rim	186137	186137	186137	186137	186137	186137	186137	186137
(10) Rim, unit seating	554871	554871	554871	554871	554871	554871	554871	554871
(11) Piece, packing	—	—	—	—	—	—	—	—
(12) §Light unit	553921	555447	556452	556452	—	553921	553948	—
(13) Spring, light unit fixing	—	—	—	—	—	—	—	—
(14) Screw, plate fixing	—	—	—	—	—	—	—	—
(15) Spring, bulb retaining	—	—	556442	556442	—	—	—	—
(16) §Bulb holder or adaptor	554602	554602	553738	553738	553738	554602	562303	553724
(17) § Sleeve, terminal	555910	555910	555910	555910	555910	555910	555910	—
(18) § Interior, pilot bulb holder	—	—	—	—	—	—	—	—
(19) §Backshell	—	—	—	—	—	—	†552943	—
(20) Clip and screw, adaptor	—	—	—	—	—	—	562306	—
(21) §Bulb, main	414	355	410	411	—	414	—	—
(22) §Buffer, rubber	—	—	—	—	—	—	—	—
(23) Conversion adaptor	—	—	—	—	—	—	—	—
(24) §Gasket, rubber	54520723	54520723	54520723	54520723	54520723	554280	554280	54520131
(25) Screw, with washer	554288	554288	554288	554288	554288	554288	554288	554288
(26) Spring, trimmer	552813	552813	552813	552813	552813	552813	552813	552813
(27) Screw, motif fixing	—	—	—	—	—	—	—	—
(28) Washer, spring	—	—	—	—	—	—	—	—
(29) Motif	—	—	—	—	—	—	—	—
(30) Screw, body fixing	—	—	—	—	—	—	—	—
(31) Sleeve, sealing	554626	554626	554626	554626	554626	554626	554626	554626

For illustrations, see pages G25-G29

Note. For replacement lamp spare parts, see appropriate column under part number * See Supersession Chart § Recommended spares for stock †† Cable and adaptor
 † Bulb holder, pilot § Ring, pilot bulb holder seating ** Pilot †† Supplied complete with Adaptor 562303 C.P.R. . . Chromium plated rim

HEADLAMPS, Flush Fitting



DETAILED SPARE PARTS

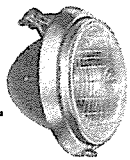
	58225A F700 C.P.R.	58226A F700 C.P.R.	58230A/E F700 C.P.R.	58231A/E F700 C.P.R.	†58232A/B F700 C.P.R. (51336)	58235A/D F700 C.P.R.	58236A/B F700 C.P.R.	58237A F700EF C.P.R.	58240A/B F700 C.P.R.	58247A/D F700P C.P.R.	58250A F700 C.P.R.	
	554440	554440	554440	554440	554440	556390	556390	556390	556535	554439	—	(1)
	198898	198898	198898	198898	198898	198913	198913	198913	198897	198898	—	(2)
	161385	161385	161385	161385	161385	161385	161385	161385	161385	161385	—	(3)
	—	—	—	—	—	—	—	—	—	—	—	(4)
	555704	555704	555704	555704	555704	556362	556362	556362	—	555704	—	(5)
	187117	187117	187117	187117	187117	187113	187113	187113	187117	187117	—	(6)
	552906	552906	552906	552906	552906	556388	556388	556388	555477	552906	552906	(7)
	554872	554872	554872	554872	554872	554872	554872	554872	554872	554872	554179	(8)
	186137	186137	186137	186137	186137	186137	186137	186137	186137	186137	198949	(9)
	554871	554871	554871	554871	554871	554871	554871	554871	554871	554871	554175	(10)
	—	—	—	—	—	—	—	553537	—	—	—	(11)
	54520067	54520068	556452	556452	553921	556565	554917	555355	—	555309	—	(12)
	—	—	—	—	—	—	—	—	—	—	554180	(13)
	—	—	556442	556442	—	—	—	—	—	—	—	(14)
	54520187	54520187	553738	553738	554602	554602	554602	562303	553724	554602	553738	(15)
	—	—	555910	555910	555910	555910	555910	555910	—	555910	—	(16)
	‡554855	‡554855	—	—	—	—	—	—	—	553780	—	(17)
	—	—	—	—	—	—	—	‡552943	—	‡554710	—	(18)
	—	—	—	—	—	—	—	562306	—	§554354	—	(19)
	404	406	410	411	414	414	370	—	—	354 **222	—	(20)
	—	—	—	—	—	—	—	—	—	—	—	(21)
	555415	555415	554280	554280	554280	556446	556446	556446	554279	554279	554178	(22)
	554288	554288	554288	554288	554288	554288	554288	554288	554288	554288	554182	(23)
	552813	552813	552813	552813	552813	552813	552813	552813	552813	552813	††554202	(24)
	—	—	—	—	—	—	—	—	—	—	—	(25)
	—	—	—	—	—	—	—	—	—	—	—	(26)
	—	—	—	—	—	—	—	—	—	—	—	(27)
	554626	554626	554626	554626	554626	554626	554626	554626	554626	554626	—	(28)
	—	—	—	—	—	—	—	—	555541	—	—	(29)
	—	—	—	—	—	—	—	—	555447	—	—	(30)
	—	—	—	—	—	—	—	—	—	—	199003	(31)

	58263A/B F700 C.P.R.	58264A/B F700 C.P.R.	58265A/B F700 C.P.R.	58266A/B F700 C.P.R.	58267A/E F700 C.P.R.	58268A F700 C.P.R.	58269A F700EF C.P.R.	58270A F700 C.P.R.	58271A F700EF C.P.R.	58272A/B F700 C.P.R.	58273A/B F700 C.P.R.	
	54520073	54520073	54520073	54520073	554440	556353	556353	554440	554440	554439	554439	(1)
	—	—	—	—	198898	198937	198937	198898	198898	198898	198898	(2)
	—	—	—	—	161385	161385	161385	161385	161385	161385	161385	(3)
	—	—	—	—	—	—	—	—	—	—	—	(4)
	—	—	—	—	555704	555704	555704	555704	555704	555704	555704	(5)
	—	—	—	—	187117	187117	187117	187117	187117	187117	187117	(6)
	552906	552906	552906	552906	552906	552906	552906	552906	552906	552906	552906	(7)
	554872	554872	554872	554872	554872	554872	554872	554872	554872	554872	554872	(8)
	186137	186137	186137	186137	186137	186137	186137	186137	186137	186137	186137	(9)
	554871	554871	554871	554871	554871	554871	554871	554871	554871	554871	554871	(10)
	—	—	—	—	—	—	—	—	—	—	—	(11)
	555447	553940	553940	554665	555309	556452	556452	556452	556452	556452	556452	(12)
	—	—	—	—	—	—	—	—	—	—	—	(13)
	—	—	—	—	—	—	—	—	—	—	—	(14)
	—	—	—	—	—	556442	556442	556442	556442	556442	556442	(15)
	554602	554602	554602	554602	554602	553738	553738	553738	553738	553738	553738	(16)
	555910	555910	555910	555910	555910	555910	555910	555910	555910	555910	555910	(17)
	—	—	—	—	553780	—	—	—	—	—	—	(18)
	—	—	—	—	‡554710	—	—	—	—	—	—	(19)
	—	—	—	—	§554354	—	—	—	—	—	—	(20)
	355	350	370	370	427 **222	410	411	410	411	410	411	(21)
	—	—	—	—	—	—	—	—	—	—	—	(22)
	—	—	—	—	—	—	—	—	—	—	—	(23)
	554280	554280	554280	554280	554280	556345	556345	555415	555415	554279	554279	(24)
	554288	554288	554288	554288	554288	554288	554288	554288	554288	554288	554288	(25)
	552813	552813	552813	552813	552813	552813	552813	552813	552813	552813	552813	(26)
	—	—	—	—	—	—	—	—	—	—	—	(27)
	—	—	—	—	—	—	—	—	—	—	—	(28)
	—	—	—	—	—	—	—	—	—	—	—	(29)
	—	—	—	—	—	—	—	—	—	—	—	(30)
	554626	554626	554626	554626	554626	554626	554626	554626	554626	554626	554626	(31)

For illustrations, see pages G25-G29

† When ordering, quote part number shown in brackets ‡ Supplied complete with Adaptor 562303 †† Cable and adaptor ‡ Bulb holder, pilot
§ Ring, pilot bulb holder seating ** Pilot †† Spring, trimmer screw retaining C.P.R. .. Chromium plated rim

continued



HEADLAMPS, Flush Fitting

DETAILED SPARE PARTS


Part No.		58274A/B	58275A/B	58276A	58277A	58278A	58279A	58280A	58281A
Model		F700	F700EF	F700	F700	F700	F700	F700	F700
Finish		C.P.R.	C.P.R.	C.P.R.	C.P.R.	C.P.R.	C.P.R.	C.P.R.	C.P.R.
(1)	§Rim or door	554982	554982	555747	555747	54520122	54520122	556390	556390
(2)	§ Screw, rim fixing	554983	554983	198898	198898	54127511	54127511	198913	198913
(3)	Washer, screw retaining	161385	161385	161385	161385	161385	161385	161385	161385
(4)	Motif, top front	—	—	—	—	—	—	—	—
(5)	Screw, bracket and motif fixing	—	—	—	—	—	—	—	—
(6)	Bracket, rim fixing	—	—	555704	555704	—	—	556362	556362
(7)	§Nut, rim fixing screw	—	—	187117	187117	—	—	187113	187113
(8)	§Excluder, dust	552906	552906	552906	552906	552906	552906	556388	556388
(9)	§Plate, light unit retaining	554872	554872	554872	554872	554872	554872	554872	554872
(10)	Screw, unit rim	186137	186137	186137	186137	186137	186137	186137	186137
(11)	Rim, unit seating	554871	554871	554871	554871	554871	554871	554871	554871
(12)	§Light unit	556452	556452	556452	556452	556452	556452	556452	556452
(13)	Spring, light unit fixing	—	—	—	—	—	—	—	—
(14)	Screw, plate fixing	—	—	—	—	—	—	—	—
(15)	Spring, bulb retaining	556442	556442	556442	556442	556442	556442	556442	556442
(16)	§Bulb holder or adaptor	553738	553738	553738	553738	553738	553738	553738	553738
(17)	§ Sleeve, terminal	555910	555910	555910	555910	555910	555910	555910	555910
(18)	§ Interior, pilot bulb holder	—	—	—	—	—	—	—	—
(19)	§Backshell	—	—	—	—	—	—	—	—
(20)	Clip and screw, adaptor	—	—	—	—	—	—	—	—
(21)	§Bulb, main	410	411	410	411	410	411	410	411
(22)	§Buffer, rubber	—	—	—	—	—	—	—	—
(23)	Conversion adaptor	—	—	—	—	—	—	—	—
(24)	§Gasket, rubber	554279	554279	556521	556521	556590	556590	556446	556446
(25)	Screw, with washer	554288	554288	554288	554288	554288	554288	554288	554288
(26)	Spring, trimmer	552813	552813	552813	552813	552813	552813	552813	552813
(27)	Washer, fixing bolt	—	—	—	—	—	—	—	—
(28)	Screw, body fixing	—	—	—	—	—	—	—	—
(29)	Nut, fixing bolt	—	—	—	—	—	—	—	—
(30)	Sleeve, sealing	554626	554626	554626	554626	554626	554626	554626	554626
(31)	Washer, cable grip	—	—	—	—	—	—	—	—

Part No.		58305A/D	58306A/D	58307A	58308A	58315A/E	58319A/B	58327A/B	58329A
Model		PF700	PF700	PF700	PF700	F700	F700	F700	F700EF
Finish		C.P.R.	C.P.R.	C.P.R.	C.P.R.	C.P.R.	C.P.R.	C.P.R.	C.P.R.
(1)	§Rim or door	556606	556606	556606	556606	54520158	54520154	54520154	54520154
(2)	§ Screw, rim fixing	554582	554582	554582	554582	198913	198897	198897	198897
(3)	Washer, screw retaining	—	—	—	—	161385	161385	161385	161385
(4)	Motif, top front or embellisher	—	—	—	—	—	—	—	—
(5)	Screw, embellisher, bracket and fixing	116003	116003	116003	116003	—	—	—	—
(6)	Bracket, rim fixing	553953	553953	553953	553953	555940	556482	556482	556482
(7)	§Nut, rim fixing screw	—	—	—	—	187117	187117	187117	187117
(8)	§Excluder, dust	553954	553954	553954	553954	555477	555477	555477	555477
(9)	§Plate, light unit retaining	554906	554906	553971	553971	554872	554872	554872	554872
(10)	Screw, unit rim	186137	186137	186137	186137	186137	186137	186137	186137
(11)	Rim, unit seating	554907	554907	553972	553972	554871	554871	554871	554871
(12)	§Light unit	553940	553948	554665	555447	553940	553921	555447	553948
(13)	Screw, plate fixing	—	—	—	—	—	—	—	—
(14)	Spring, bulb retaining	—	—	—	—	—	—	—	—
(15)	Pivot	—	—	—	—	—	—	—	—
(16)	§Bulb holder or adaptor	554602	562303	554602	553724	554602	554602	554602	562303
(17)	§ Sleeve, terminal	555910	555910	555910	—	555910	555910	555910	555910
(18)	§ Interior, pilot bulb holder	‡860895	—	‡860895	—	—	—	—	—
(19)	§Backshell	—	‡552943	—	—	—	—	—	‡552943
(20)	Clip and screw, adaptor	—	562306	—	—	—	—	—	562306
(21)	§Bulb, main	370	—	370	355	370	414	355	—
(22)	Conversion adaptor	—	—	—	554691	—	—	—	—
(23)	§Gasket, rubber	553955	553955	553955	553955	54520723	54520150	54520150	54520150
(24)	Screw, with washer	*552708	*552708	*552708	*552708	554288	554288	554288	554288
(25)	Spring, trimmer	553872	553872	553872	553872	552813	552813	552813	552813
(26)	Washer, cupped	—	—	—	—	—	—	—	—
(27)	Screw, body fixing	117020	117020	117020	117020	—	—	—	—
(28)	Sleeve, sealing	554626	554626	554626	554626	554626	554626	554626	554626
(29)	Washer, cable grip	553568	—	553568	—	—	—	—	—
(30)	Plate, adaptor	—	—	—	—	—	54520271	54520271	54520271
(31)	§Gasket, adaptor plate seating	—	—	—	—	—	—	—	—
(32)	Grommet, cable entry	—	—	—	—	—	—	—	—

For illustrations, see pages G25–G29

* See Supersession Chart † Cable and adaptor § Recommended spares for stock || Supplied complete with Adaptor 562303 C.P.R. . . Chromium plated rim

HEADLAMPS, Flush Fitting



DETAILED SPARE PARTS


58282A F700 C.P.R.	58283A F700 C.P.R.	58286A/B F700 C.P.R.	58287A/B F700EF C.P.R.	58288A/B F700 C.P.R.	58289A/B F700 C.P.R.	58290A/B F700 C.P.R.	58291A/B F700 C.P.R.	58293A PF700 C.P.R.	58301A PF770 C.P.R.	58304A/D PF700 C.P.R.	
556432	556432	554439	554439	554440	554440	556234	556234	554903	556606	556606	(1)
198913	198913	198898	198898	198898	198898	198898	198898	552796	554582	554582	(2)
161385	161385	161385	161385	161385	161385	161385	161385	—	—	—	(3)
—	—	—	—	—	—	—	—	554905	—	—	(4)
—	—	—	—	—	—	—	—	116003	116003	116003	(5)
556362	556362	555704	555704	555704	555704	555704	555704	552691	553953	553953	(6)
187113	187113	187117	187117	187117	187117	187117	187117	—	—	—	(7)
556388	556388	552906	552906	552906	552906	552906	552906	554459	553954	553954	(8)
554872	554872	554872	554872	554872	554872	554872	554872	554906	553878	554906	(9)
186137	186137	186137	186137	186137	186137	186137	186137	186137	186137	186137	(10)
554871	554871	554871	554871	554871	554871	554871	554871	554907	553877	554907	(11)
556452	556452	556452	556452	556452	556452	556452	556452	556452	553961	555447	(12)
—	—	—	—	—	—	—	—	—	—	—	(13)
—	—	—	—	—	—	—	—	—	—	—	(14)
556442	556442	556442	556442	556442	556442	556442	556442	556442	‡511658	—	(15)
553738	553738	553738	553738	553738	553738	553738	553738	553738	554602	554602	(16)
555910	555910	555910	555910	555910	555910	555910	555910	555910	555910	555910	(17)
—	—	—	—	—	—	—	—	—	‡860895	‡860895	(18)
—	—	—	—	—	—	—	—	—	553480	—	(19)
—	—	—	—	—	—	—	—	—	¶186711	—	(20)
410	411	410	411	410	411	410	411	410	302	355	(21)
—	—	—	—	—	—	—	—	—	553875	—	(22)
—	—	—	—	—	—	—	—	—	—	—	(23)
556446	556446	554279	554279	554280	554280	554280	554280	553955	553955	553955	(24)
554288	554288	554288	554288	554288	554288	554288	554288	*552708	*552708	*552708	(25)
552813	552813	552813	552813	552813	552813	552813	552813	553872	553872	553872	(26)
—	—	—	—	—	—	—	—	—	—	—	(27)
—	—	—	—	—	—	—	—	117020	117020	117020	(28)
—	—	—	—	—	—	—	—	—	—	—	(29)
554626	554626	554626	554626	554626	554626	554626	554626	554626	554626	554626	(30)
—	—	—	—	—	—	—	—	553568	—	553568	(31)

58330A/B F700 C.P.R.	58331A/B F700 C.P.R.	58332A/B F700 C.P.R.	58334A/D RL700 C.P.R.	58335A/D RL700 C.P.R.	58336A PL700 C.P.R.	58340A F700 C.P.R.	58341A F700 C.P.R.	58342A F700EF C.P.R.	58343A F700 C.P.R.	58344A PL700 C.P.R.	
54520154	54520154	54520154	555326	555326	554440	552913	556420	556420	556420	556420	(1)
198897	198897	198897	144471	144471	198898	552816	—	—	—	—	(2)
161385	161385	161385	161385	161385	161385	—	—	—	—	—	(3)
—	—	—	—	—	—	—	—	—	—	—	(4)
—	—	—	—	—	—	—	—	—	—	—	(5)
556482	556482	556482	554240	554240	555704	—	—	—	—	—	(6)
187117	187117	187117	—	—	187117	—	—	—	—	—	(7)
555477	555477	555477	555333	555333	552906	552906	552906	552906	552906	552906	(8)
554872	554872	554872	555351	555351	554872	554872	554872	554872	554872	554872	(9)
186137	186137	186137	186137	186137	186137	186137	186137	186137	186137	186137	(10)
554871	554871	554871	554871	554871	554871	554871	554871	554871	554871	554871	(11)
553940	554665	553940	54520275	54520276	556599	556452	556452	556452	556452	54520293	(12)
—	—	—	§555328	§555328	—	—	—	—	—	—	(13)
—	—	—	556442	556442	—	556442	556442	556442	—	556442	(14)
—	—	—	**556596	**556596	—	—	—	—	—	—	(15)
554602	554602	554602	54945781	54945781	553738	553738	553738	553738	553738	553738	(16)
555910	555910	555910	—	—	555910	555910	555910	555910	555910	555910	(17)
—	—	—	—	—	—	—	—	—	—	—	(18)
—	—	—	—	—	—	—	—	—	—	—	(19)
—	—	—	—	—	—	—	—	—	—	—	(20)
370	370	350	416	416	416	410	410	411	—	417	(21)
—	—	—	—	—	—	—	—	—	—	—	(22)
54520150	54520150	54520150	554279	554279	554280	552915	556422	556422	556422	556422	(23)
554288	554288	554288	555344	555344	554288	554288	554288	554288	554288	554288	(24)
552813	552813	552813	553872	553872	552813	552813	552813	552813	552813	552813	(25)
—	—	—	556509	556509	—	—	—	—	—	—	(26)
—	—	—	—	—	—	—	—	—	—	—	(27)
554626	554626	554626	554626	554626	554626	554626	554626	554626	554626	554626	(28)
—	—	—	—	—	—	—	—	—	—	—	(29)
54520271	54520271	54520271	—	—	—	—	556491	556491	556491	556491	(30)
—	—	—	—	—	—	—	—	—	—	—	(31)
—	—	—	555332	555332	—	—	—	—	—	—	(32)
—	—	—	199002	199002	—	—	—	—	—	—	(32)

For illustrations, see pages G25-G29

* See Supersession Chart ‡ Spring, backshell securing ¶ Cable and adaptor ¶ Pin, cotter, rim fixing § Screw, special, dip adjusting
 ** Shield, bulb C.P.R. .. Chromium plated rim

continued



HEADLAMPS, Flush Fitting

DETAILED SPARE PARTS

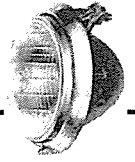
Part No.		58359A	58360A	58361A	58362A	58363A	58364A	58365A	58366A
Model		F700	F700EF	F700	F700	F700	F700	F700	F700
Finish		C.P.R.	C.P.R.	—	—	C.P.R.	C.P.R.	C.P.R.	C.P.R.
Replaced by (see footnote)		—	—	—	—	—	—	—	—
(1) §Rim or door		555457	555457	556511	556511	555747	555457	556275	556275
(2) § Screw, rim fixing		198898	198898	198898	198898	198898	198898	198898	198898
(3) Washer, screw retaining		161385	161385	161385	161385	161385	161385	161385	161385
(4) Motif, top front or embellisher		—	—	556503	556503	—	—	—	—
(5) Screw, embellisher, bracket and motif fixing		—	—	198948	198948	—	—	—	—
(6) Bracket, rim fixing		555704	555704	555704	555704	555704	555704	555704	555704
(7) §Nut, rim fixing screw		187117	187117	187117	187117	187117	187117	187117	187117
(8) §Excluder, dust		552906	552906	552906	552906	552906	552906	552906	552906
(9) §Plate, light unit retaining		554872	554872	554872	554872	554872	554872	554872	554872
(10) Screw, unit rim		186137	186137	186137	186137	186137	186137	186137	186137
(11) Rim, unit seating		554871	554871	554871	554871	554871	554871	554871	554871
(12) §Light unit		556452	556452	556452	556452	556452	556452	556452	556452
(13) Spring, light unit fixing		—	—	—	—	—	—	—	—
(14) Spring, bulb retaining		556442	556442	556442	556442	556442	556442	556442	556442
(15) §Bulb holder or adaptor		553738	553738	553738	553738	553738	553738	553738	553738
(16) § Sleeve, terminal		555910	555910	555910	555910	555910	555910	555910	555910
(17) § Interior, pilot bulb holder		—	—	—	—	—	—	—	—
(18) §Backshell		—	—	—	—	—	—	—	—
(19) Clip and screw, adaptor		—	—	—	—	—	—	—	—
(20) §Bulb, main		410	411	410	411	410	411	410	411
(21) Conversion adaptor		—	—	—	—	—	—	—	—
(22) §Gasket, rubber		555458	555458	555458	555458	555458	555458	555458	555458
(23) Screw, with washer		554288	554288	554288	554288	554288	554288	554288	554288
(24) Spring, trimmer		552813	552813	552813	552813	552813	552813	552813	552813
(25) Screw, motif fixing		—	—	—	—	—	—	—	—
(26) Washer, spring		—	—	—	—	—	—	—	—
(27) Screw, body fixing		—	—	—	—	—	—	—	—
(28) Sleeve, sealing		554626	554626	554626	554626	554626	554626	554626	554626
(29) §Plate, adaptor		—	—	—	—	—	—	—	—
(30) §Gasket, adaptor plate seating		—	—	—	—	—	—	—	—

Part No.		58412A	58415A	58433A/B	58434A/B	58435A/B	58436A/B	58437A/B	58438A/B
Model		F700	F700VF	F700	F700	F700	F700EF	F700EF	F700
Finish		C.P.R.	C.P.R.	—	—	—	—	—	—
Replaced by (see footnote)		—	—	—	—	—	—	—	—
(1) §Rim or door		54520443	556537	556498	556498	556498	556498	556498	556498
(2) § Screw, rim fixing		—	100051	198898	198898	198898	198898	198898	198898
(3) Washer, screw retaining		—	161385	161385	161385	161385	161385	161385	161385
(4) Motif, top front		—	—	‡556499	‡556499	‡556499	‡556499	‡556499	‡556499
(5) Bracket, rim fixing		—	—	556482	556482	556482	556482	556482	556482
(6) §Nut, rim fixing screw		—	—	187117	187117	187117	187117	187117	187117
(7) §Excluder, dust		552906	—	556544	556544	556544	556544	556544	556544
(8) §Plate, light unit retaining		554179	—	554872	554872	554872	554872	554872	554872
(9) Screw, unit rim		186134	—	186137	186137	186137	186137	186137	186137
(10) Rim, unit seating		554175	—	554871	554871	554871	554871	554871	554871
(11) §Light unit		—	553921	553921	553921	553940	553948	556452	556452
(12) Spring, light unit fixing		‡554180	504665	—	—	—	—	—	—
(13) Spring, bulb retaining		—	—	—	—	—	—	556442	556442
(14) Bung, rubber, pivot		—	—	—	—	—	—	—	—
(15) §Bulb holder or adaptor		553724	554602	554602	554602	554602	562303	553738	553738
(16) § Sleeve, terminal		—	555910	555910	555910	555910	555910	555910	555910
(17) § Interior, pilot bulb holder		—	—	—	—	—	—	—	—
(18) §Backshell		—	—	—	—	—	§552943	—	—
(19) Clip and screw, adaptor		—	—	—	—	—	562306	—	—
(20) §Bulb, main		—	354	414	355	370	—	411	410
(21) §Buffer, rubber		—	—	—	—	—	—	—	—
(22) Conversion adaptor		—	—	—	—	—	—	—	—
(23) §Gasket, rubber		554178	—	554279	554279	554279	556492	556492	556492
(24) Screw, with washer		554182	—	554288	554288	554288	554288	554288	554288
(25) Spring, trimmer		‡554202	—	552813	552813	552813	552813	552813	552813
(26) Screw, motif fixing		—	—	—	—	—	—	—	—
(27) Washer, spring		—	—	—	—	—	—	—	—
(28) Screw, body fixing		—	—	—	—	—	—	—	—
(29) Sleeve, sealing		—	—	554626	554626	554626	554626	554626	554626
(30) §Gasket, body		—	—	—	—	—	554279	554279	554279
(31) §Gasket, adaptor plate seating		—	—	556492	556492	556492	—	—	—

For illustrations, see pages G25-G29

Note. For replacement lamp spare parts, see appropriate column under part number
 § Recommended spares for stock † Spring, unit seating rim fixing ‡ When ordering, quote part number shown in brackets ‡ Bracket locating rim
 † Spring, trimmer screw retaining § Supplied complete with Adaptor 562303
 C.P.R. . . . Chromium plated rim

HEADLAMPS, Flush Fitting



DETAILED SPARE PARTS

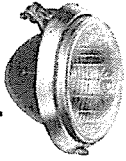
58369A F700 C.P.R. —	58370A F700 C.P.R. —	†58375A/D F700 C.P.R. (58465)	58388A/F F700P C.P.R. —	58390A PF700 C.P.R. —	58400A/D F700 C.P.R. —	58402A/B F700 C.P.R. —	58403B/D F700 —	58405A/B F700 —	58406A/B F700 —	58407A/B F700 —	
555974	555974	556563	554440	556606	554439	555770	54520411	54520411	54520411	54520411	(1)
113061	113061	—	198898	554582	198898	198913	198898	198898	198898	198898	(2)
161385	161385	—	161385	—	161385	161385	161385	161385	161385	161385	(3)
—	—	—	—	—	—	—	—	—	—	—	(4)
—	—	—	—	116003	—	—	—	—	—	—	(5)
—	—	—	555704	553953	555704	—	555704	555704	555704	555704	(6)
—	—	—	187117	—	187117	187117	187117	187117	187117	187117	(7)
552906	552906	552906	552906	553954	552906	555477	552906	552906	552906	552906	(8)
554872	554872	554872	554872	553971	554872	554872	554872	554872	554872	554872	(9)
186137	186137	186137	186137	186137	186137	186137	186137	186137	186137	186137	(10)
554871	554871	554871	554871	553972	554871	554871	554871	554871	554871	554871	(11)
556452	556452	553921	555309	556599	553921	—	554308	556452	556452	—	(12)
—	—	—	—	—	—	—	—	—	—	—	(13)
556442	556442	—	—	556442	—	—	—	556442	556442	—	(14)
553738	553738	554602	554602	553738	554602	553724	554602	553738	553738	553724	(15)
555910	555910	555910	555910	555910	555910	—	555910	555910	555910	555910	(16)
—	—	—	553780	—	—	—	—	—	—	—	(17)
—	—	—	‡554710	—	—	—	—	—	—	—	(18)
—	—	—	‡554354	—	—	—	—	—	—	—	(19)
410	411	414	414 ¶1989	416	418	—	414	411	410	—	(20)
—	—	—	—	—	—	—	—	—	—	—	(21)
556247	556247	554279	554280	553955	554279	554279	555458	555458	555458	555458	(22)
554288	554288	554288	554288	*552708	554288	554288	554288	554288	554288	554288	(23)
552813	552813	552813	552813	553872	552813	552813	552813	552813	552813	552813	(24)
—	—	—	—	—	—	—	—	—	—	—	(25)
—	—	—	—	—	—	—	—	—	—	—	(26)
—	—	—	—	117020	—	—	—	—	—	—	(27)
554626	554626	554626	554626	554626	554626	554626	554626	554626	554626	554626	(28)
—	—	—	—	—	—	555541	—	—	—	—	(29)
—	—	—	—	—	—	555787	—	—	—	—	(30)

58440A F700 —	58443A/D F700 C.P.R. —	58444B/D F700 C.P.R. —	58445A/D F700 C.P.R. —	58446A/D F700 C.P.R. —	58447A/D F700EF C.P.R. —	58450A F700 C.P.R. —	58451A/B F700 C.P.R. —	58452A/B F700 C.P.R. —	58453A F700 C.P.R. —	58454A F700 C.P.R. —	
556498	54520158	54520158	54520158	54520158	54520158	554440	554439	554982	555747	556353	(1)
198898	198913	198913	198913	198913	198913	198898	198898	554983	198898	198937	(2)
161385	161385	161385	161385	161385	161385	161385	161385	161385	161385	161385	(3)
§556499	—	—	—	—	—	—	—	—	—	—	(4)
556482	555940	555940	555940	555940	555940	555704	555704	—	555704	555704	(5)
187117	187117	187117	187117	187117	187117	187117	187117	—	187117	187117	(6)
556544	—	—	—	—	—	552906	552906	552906	552906	552906	(7)
554179	554872	554872	554872	554872	554872	554872	554872	554872	554872	554872	(8)
186134	186137	186137	186137	186137	186137	186137	186137	186137	186137	186137	(9)
554175	554871	554871	554871	554871	554871	554871	554871	554871	554871	554871	(10)
—	553921	555447	556452	54520148	556452	54520148	54520148	54520148	54520148	54520148	(11)
**554180	—	—	—	—	—	—	—	—	—	—	(12)
—	—	—	556442	556442	556442	556442	556442	556442	556442	556442	(13)
—	—	—	—	—	—	—	—	—	—	—	(14)
553738	554602	554602	553738	553738	553738	553738	553738	553738	553738	553738	(15)
—	555910	555910	555910	555910	555910	555910	555910	555910	555910	555910	(16)
—	—	—	—	—	—	—	—	—	—	—	(17)
—	—	—	—	—	—	—	—	—	—	—	(18)
—	—	—	—	—	—	—	—	—	—	—	(19)
—	414	355	410	410	411	410	410	410	410	410	(20)
—	—	—	—	—	—	—	—	—	—	—	(21)
—	—	—	—	—	—	—	—	—	—	—	(22)
—	—	—	—	—	—	—	—	—	—	—	(23)
554182	554288	554288	554288	554288	554288	554288	554288	554288	554288	554288	(24)
††554202	552813	552813	552813	552813	552813	552813	552813	552813	552813	552813	(25)
—	—	—	—	—	—	—	—	—	—	—	(26)
—	—	—	—	—	—	—	—	—	—	—	(27)
—	—	—	—	—	—	—	—	—	—	—	(28)
—	554626	554626	554626	554626	554626	554626	554626	554626	554626	554626	(29)
554227	54520723	54520723	54520723	54520723	54520723	555415	554279	554279	556521	556345	(30)
—	—	—	—	—	—	—	—	—	—	—	(31)

For illustrations, see pages G25-G29

* See Supersession Chart † When ordering, quote part number shown in brackets ‡ Bulb holder, pilot
 ¶ Pilot § Bracket locating rim ** Spring, unit seating rim fixing †† Spring, trimmer screw retaining C.P.R. . . . Chromium plated rim

continued



HEADLAMPS, Flush Fitting

DETAILED SPARE PARTS


Part No.	58455A F700 C.P.R.	58456A/B F700 C.P.R.	58457A F700 C.P.R.	58458A/B F700 C.P.R.	58459A/B F700 C.P.R.	58460A/D F700 C.P.R.	58462A PF700 C.P.R.	58463A/B F700 C.P.R.
Replaced by (see footnote)	—	—	—	—	—	—	—	—
(1) §Rim or door	54520122	554440	556432	554440	554439	556563	556027	556234
(2) § Screw, rim fixing	54127511	198898	198913	198898	198898	119811	552796	198898
(3) Washer, screw retaining	161385	161385	161385	161385	161385	161385	161385	161385
(4) Motif, top front or embellisher	—	—	—	—	—	—	—	—
(5) Screw, embellisher, bracket and motif fixing	—	—	—	—	—	—	116003	—
(6) Bracket, rim fixing	—	555704	556362	555704	555704	—	553953	555704
(7) §Nut, rim fixing screw	—	187117	187113	187117	187117	—	—	187117
(8) §Excluder, dust	552906	552906	556388	552906	552906	—	554459	552906
(9) §Plate, light unit retaining	554872	554872	554872	554872	554872	554872	554906	554872
(10) Screw, unit rim	186137	186137	186137	186137	186137	186137	186137	186137
(11) Rim, unit seating	554871	554871	554871	554871	554871	554871	554907	554871
(12) Piece, packing	—	—	—	—	—	—	—	—
(13) §Light unit	54520148	54520148	54520148	54520148	54520148	54520148	54520148	54520148
(14) Spring, light unit fixing	—	—	—	—	—	—	—	—
(15) Spring, bulb retaining	556442	556442	556442	556442	556442	556442	556442	556442
(16) §Bulb holder or adaptor	553738	553738	553738	553738	553738	553738	553738	553738
(17) § Sleeve, terminal	555910	555910	555910	555910	555910	555910	555910	555910
(18) §Bulb, main	410	410	410	410	410	410	410	410
(19) §Buffer, rubber	—	—	—	—	—	—	—	—
(20) Conversion adaptor	—	—	—	—	—	—	—	—
(21) §Gasket, rubber	—	—	—	554280	554279	554279	553955	554280
(22) Screw, with washer	554288	554288	554288	554288	554288	554288	*552708	554288
(23) Spring, trimmer	552813	552813	552813	552813	552813	552813	553872	552813
(24) Screw, motif fixing	—	—	—	—	—	—	—	—
(25) Washer, spring	—	—	—	—	—	—	—	—
(26) Screw, body fixing	—	—	—	—	—	—	117020	—
(27) Sleeve, sealing	554626	554626	554626	554626	554626	554626	554626	554626
(28) §Gasket, body	556590	554280	556446	—	—	—	—	—
(29) Plate, adaptor	—	—	—	—	—	—	—	—
(30) §Gasket, adaptor plate seating	—	—	—	—	—	—	—	—

Part No.	58493A F700 C.P.R.	†58494A/B F700 C.P.R. (58567)	†58495A/B F700 C.P.R. (58568)	†58497A/B F700 C.P.R. (58493)	†58499A/B F700 C.P.R. (58570)	†58521A/B F700 C.P.R. (51336)	†58522A/B F700 C.P.R. (51509)	†58523A/B F700 C.P.R. (58230)
Replaced by (see footnote)	—	—	—	—	—	—	—	—
(1) §Rim or door	54520650	556563	555747	54520650	54520651	554440	554440	554440
(2) § Screw, rim fixing	198898	119811	198898	198898	198898	198898	198898	198898
(3) Washer, screw retaining	161385	161385	161385	161385	161385	161385	161385	161385
(4) Motif, top front or embellisher	—	—	—	—	—	—	—	—
(5) Screw, embellisher, bracket and motif fixing	—	—	—	—	—	—	—	—
(6) Bracket, rim fixing	555704	—	555704	555704	555704	555704	555704	555704
(7) §Nut, rim fixing screw	187117	—	187117	187117	187117	187117	187117	187117
(8) §Excluder, dust	—	—	—	—	—	552906	552906	552906
(9) §Plate, light unit retaining	554179	554179	554179	554179	554179	554872	554872	554872
(10) Screw, unit rim	186134	186134	186134	186134	186134	186137	186137	186137
(11) Rim, unit seating	554175	554175	554175	554175	554175	554871	554871	554871
(12) Piece, packing	—	—	—	—	—	—	—	—
(13) §Light unit	—	—	—	—	—	553921	555447	556452
(14) Spring, light unit fixing	‡554180	‡554180	‡554180	‡554180	‡554180	—	—	—
(15) Spring, bulb retaining	—	—	—	—	—	—	—	556442
(16) §Bulb holder or adaptor	553738	553738	553738	553738	553738	554602	554602	553738
(17) § Sleeve, terminal	—	—	—	—	—	555910	555910	555910
(18) §Bulb, main	—	—	—	—	—	414	355	410
(19) §Buffer, rubber	—	—	—	—	—	—	—	—
(20) Conversion adaptor	—	—	—	—	—	—	—	—
(21) §Gasket, rubber	554178	554227	54520670	554178	554227	554280	554280	554280
(22) Screw, with washer	554182	554182	554182	554182	554182	554288	554288	554288
(23) Spring, trimmer	‡554202	‡554202	‡554202	‡554202	‡554202	552813	552813	552813
(24) Screw, special, dip adjusting	—	—	—	—	—	—	—	—
(25) Washer, cupped	—	—	—	—	—	—	—	—
(26) Screw, body fixing	—	—	—	—	—	—	—	—
(27) Sleeve, sealing	—	—	—	—	—	554626	554626	554626
(28) §Plate, adaptor	—	—	—	—	—	—	—	—
(29) §Gasket, adaptor plate seating	—	—	—	—	—	—	—	—
(30) Bracket, rim seating	—	—	—	—	—	—	—	—

For illustrations, see pages G25-G29

Note. For replacement lamp spare parts, see appropriate column under part number * See Supersession Chart † When ordering, quote part number shown in brackets ‡ Spring, unit seating rim fixing § Recommended spares for stock || Spring, trimmer screw retaining C.P.R. Chromium plated rim

HEADLAMPS, Flush Fitting



DETAILED SPARE PARTS


58465A/D F700 C.P.R.	58466A/D F700 C.P.R.	58467A/D F700 C.P.R.	58468A/D F700EF C.P.R.	58469A F700 C.P.R.	†58474A/B F700 C.P.R. (58563)	†58476A/B F700 C.P.R. (58564)	58486A/B PL700 C.P.R.	†58488A/D F700 C.P.R. (58566)	58491A F700 C.P.R.	58392A F700 C.P.R.	
556563	556563	556563	556563	54520154	54520651	556420	555974	54520158	556511	555974	(1)
119811	119811	119811	119811	198897	198898	—	113061	198913	198898	113061	(2)
161385	161385	161385	161385	161385	161385	—	161385	161385	161385	161385	(3)
—	—	—	—	—	—	—	—	—	556503	—	(4)
—	—	—	—	—	—	—	—	—	198948	—	(5)
—	—	—	—	556482	555704	—	555704	555940	555704	—	(6)
—	—	—	—	187117	187117	—	187117	187117	187117	—	(7)
—	—	—	—	555477	—	552906	552906	—	—	—	(8)
554872	554872	554872	554872	554179	554179	554179	554872	554179	554179	554179	(9)
186137	186137	186137	186137	186134	186134	186134	186137	186134	186134	186134	(10)
554871	554871	554871	554871	554175	554175	554175	554871	554175	554175	554175	(11)
—	—	—	—	—	—	—	—	—	—	—	(12)
553921	555447	556452	556452	—	—	—	556599	—	—	—	(13)
—	—	—	—	‡554180	‡554180	‡554180	—	‡554180	‡554180	‡554180	(14)
—	—	556442	556442	—	—	—	556442	—	—	—	(15)
554602	554602	553738	553738	553738	553738	553738	553738	553738	553738	553738	(16)
555910	555910	555910	555910	—	—	—	555910	—	—	—	(17)
414	355	410	411	—	—	—	416	—	—	—	(18)
—	—	—	—	—	—	—	—	—	—	—	(19)
—	—	—	—	—	—	—	—	—	—	—	(20)
554279	554279	554279	554279	—	554227	54520576	556247	54520512	54520582	54520674	(21)
554288	554288	554288	554288	554182	554182	554182	554288	554182	554182	554182	(22)
552813	552813	552813	552813	‡554202	‡554202	‡554202	552813	‡554202	‡554202	‡554202	(23)
—	—	—	—	—	—	—	—	—	—	—	(24)
—	—	—	—	—	—	—	—	—	—	—	(25)
—	—	—	—	—	—	—	—	—	—	—	(26)
554626	554626	554626	554626	—	—	—	554626	—	—	—	(27)
—	—	—	—	—	—	—	—	—	—	—	(28)
—	—	—	—	54520271	—	556491	—	—	—	—	(29)
—	—	—	—	54520150	—	—	—	—	—	—	(30)

†58524A/B F700 C.P.R. (58231)	†58525A F700 C.P.R. (58456)	†58526A/B F700 C.P.R. (58571)	†58527A/D F700 C.P.R. (58572)	58541B F700 C.P.R.	58542B/E RL700 C.P.R.	58543B F700 C.P.R.	†58545B F700 C.P.R. (58446)	†58546A/D F700 C.P.R. (58669)	58548A/B F700	58549A F700	
554440	554440	54520650	54520158	555326	54521032	555326	54520158	554903	54520411	54520411	(1)
198898	198898	198898	198913	144471	144471	144471	198913	552796	198898	198898	(2)
161385	161385	161385	161385	161385	161385	161385	161385	—	161385	161385	(3)
—	—	—	—	¶555332	¶555332	¶555332	—	554905	—	—	(4)
—	—	—	—	—	—	—	—	116003	—	—	(5)
555704	555704	555704	555940	554240	554240	554240	555940	552691	555704	555704	(6)
187117	187117	187117	187117	—	—	—	187117	—	187117	187117	(7)
552906	552906	—	—	555333	555333	555333	—	—	552906	—	(8)
554872	554872	554179	554179	555351	555351	555351	554872	554179	554872	554179	(9)
186137	186137	186134	186134	186137	186137	186137	186137	186134	186137	186134	(10)
554871	554871	554175	554175	554871	554871	554871	554871	554175	554871	554175	(11)
—	—	—	—	—	—	—	—	—	—	—	(12)
556452	54520148	—	—	556452	—	54520148	54520148	—	553921	—	(13)
—	—	‡554180	‡554180	—	—	—	—	‡554180	—	‡554180	(14)
556442	556442	—	—	556442	—	556442	556442	—	—	—	(15)
553738	553738	553738	553738	54945781	54945781	54945781	553738	553738	554602	553738	(16)
555910	555910	—	—	—	—	—	555910	—	555910	—	(17)
411	410	—	—	410	—	410	410	—	414	—	(18)
—	—	—	—	—	—	—	—	—	—	—	(19)
—	—	—	—	—	—	—	—	—	—	—	(20)
554280	554280	554178	54520512	554279	554279	554279	54520723	54520607	555458	54520582	(21)
554288	554288	554182	554182	555344	555344	555344	554288	554182	554288	554182	(22)
552813	552813	‡554202	‡554202	553872	553872	553872	552813	‡554202	552813	‡554202	(23)
—	—	—	—	555328	555328	555328	—	—	—	—	(24)
—	—	—	—	556509	556509	556509	—	—	—	—	(25)
—	—	—	—	—	—	—	—	—	—	—	(26)
554626	554626	—	—	554626	554626	554626	554626	—	554626	—	(27)
—	—	—	—	—	—	—	—	—	—	—	(28)
—	—	—	—	—	—	—	—	—	—	—	(29)
—	—	—	—	—	—	—	—	54520598	—	—	(30)
—	—	—	—	—	—	—	—	54520599	—	—	(30)

For illustrations, see pages G25-G29

† When ordering, quote part number shown in brackets ‡ Spring, unit seating rim fixing ¶ Spring, trimmer screw retaining
 ¶ Gasket, rim seating C.R.P. ... Chromium plated rim

continued



HEADLAMPS, Flush Fitting

DETAILED SPARE PARTS

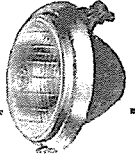
Part No.	58550A F700	58553A/B F700 C.P.R.	58560A F700 C.P.R.	58561A F700EF C.P.R.	58563A F700 C.P.R.	58564A F700 C.P.R.	58566A F700 C.P.R.
Model	—	—	—	—	—	—	—
Finish	—	—	—	—	—	—	—
Replaced by (see footnote)	—	—	—	—	—	—	—
(1) §Rim or door	556511	555326	54520073	54520073	54520651	556420	54520158
(2) § Screw, rim fixing	198898	101750	—	—	198898	—	198913
(3) Washer, screw retaining	161385	161385	—	—	161385	—	161385
(4) Motif, top front or embellisher	556503	—	—	—	—	—	—
(5) Screw, embellisher, bracket and motif fixing	198948	—	—	—	—	—	—
(6) Bracket, rim fixing	555704	555704	—	—	555704	—	555940
(7) §Nut, rim fixing screw	187117	187117	—	—	187117	—	187117
(8) §Excluder, dust	552906	—	552906	552906	—	552906	—
(9) §Plate, light unit retaining	554872	554179	554872	554872	554179	554179	554179
(10) Screw, unit rim	186137	186134	186137	186137	186134	186134	186134
(11) Rim, unit seating	554871	554175	554871	554871	554175	554175	554175
(12) §Light unit	553921	—	556452	556452	—	—	—
(13) Spring, light unit fixing	—	‡554180	—	—	‡554180	‡554180	‡554180
(14) Spring, bulb retaining	—	—	556442	556442	—	—	—
(15) §Bulb holder or adaptor	554602	54945781	553738	553738	553738	553738	553738
(16) § Sleeve, terminal	555910	—	555910	555910	—	—	—
(17) § Interior, pilot bulb holder	—	—	—	—	—	—	—
(18) §Backshell	—	—	—	—	—	—	—
(19) §Bulb, main	414	—	410	411	—	—	—
(20) §Buffer, rubber	—	199002	—	—	—	—	—
(21) §Gasket, rubber	555458	554178	554280	554280	554227	54520576	54520512
(22) Screw, with washer	554288	554182	554288	554288	554182	554182	554182
(23) Spring, trimmer	552813	¶554202	552813	552813	¶554202	¶554202	¶554202
(24) Screw, special, dip adjusting	—	—	—	—	—	—	—
(25) Washer, cupped	—	—	—	—	—	—	—
(26) Screw, body fixing	—	—	—	—	—	—	—
(27) Sleeve, sealing	554626	—	554626	554626	—	—	—
(28) §Plate, adaptor	—	—	—	—	—	554691	—
(29) Bracket, rim securing	—	—	—	—	—	—	—
(30) Washer, cable grip	—	—	—	—	—	—	—

Part No.	58589A F700 C.P.R.	58608A F700	58609A F700 C.P.R.	58610A F700 C.P.R.	58611A/B F700P C.P.R.	58612A F700	58613A F700 C.P.R.
Model	—	—	—	—	—	—	—
Finish	—	—	—	—	—	—	—
Replaced by (see footnote)	—	—	—	—	—	—	—
(1) §Rim or door	556420	556511	555974	554440	555326	556498	554440
(2) § Screw, rim fixing	—	198898	113061	198898	144471	198898	198898
(3) Washer, screw retaining	—	161385	161385	161385	161385	161385	161385
(4) Motif, top front or embellisher	—	556503	—	—	§555332	**556492	—
(5) Screw, embellisher, bracket and motif fixing	—	198948	—	—	—	††556499	—
(6) Bracket, rim fixing	—	555704	—	555704	554240	556482	555704
(7) §Nut, rim fixing screw	—	187117	—	187117	—	187117	187117
(8) §Excluder, dust	552906	552906	552906	552906	555333	556544	552906
(9) §Plate, light unit retaining	554872	554872	554872	554872	555351	554872	554872
(10) Screw, unit rim	186137	186137	186137	186137	186137	186137	186137
(11) Rim, unit seating	554871	554871	554871	554871	554871	554871	554871
(12) §Light unit	54520148	54520148	54520148	54520148	54520420	54520882	54520882
(13) Spring, light unit fixing	—	—	—	—	—	—	—
(14) Spring, bulb retaining	556442	556442	556442	556442	556442	—	—
(15) §Bulb holder or adaptor	553738	553738	553738	553738	54946410	554602	554602
(16) § Sleeve, terminal	555910	555910	555910	555910	‡‡554710	555910	555910
(17) Interior, pilot bulb holder	—	—	—	—	553780	—	—
(18) §Backshell	—	—	—	—	§§554354	—	—
(19) §Bulb, main	410	410	410	410	¶¶1989 410	370	370
(20) §Gasket, rubber	556422	555458	556247	555415	554279	554279	554280
(21) Screw, with washer	554288	554288	554288	554288	555344	554288	554288
(22) Spring, trimmer	552813	552813	552813	552813	553872	552813	552813
(23) Washer, cupped	—	—	—	—	556509	—	—
(24) Screw, special, dip adjusting	—	—	—	—	555328	—	—
(25) Housing, trimmer screw	—	—	—	—	—	—	—
(26) Nut, trimmer screw	—	—	—	—	—	—	—
(27) Bracket, rim securing	—	—	—	—	—	—	—
(28) Sleeve, sealing	554626	554626	554626	554626	554626	554626	554626
(29) §Plate, adaptor	556491	—	—	—	—	—	—
(30) Washer, cable grip	—	—	—	—	—	—	—

For illustrations, see pages G25–G29

Note. For replacement lamp spare parts, see appropriate column under part number
 † Spring, unit securing rim fixing § Recommended spares for stock
 ‡ Spring, trimmer screw retaining ¶ Gasket, rim seating ** Gasket, rubber †† Bracket, rim locating ‡‡ Bulb holder, pilot
 §§ Ring, pilot bulb holder seating ¶¶ Pilot C.P.R. . . . Chromium plated rim

HEADLAMPS, Flush Fitting



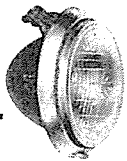
DETAILED SPARE PARTS

58567A F700 C.P.R.	58568A F700 C.P.R.	58569A F700 C.P.R.	58570A F700 C.P.R.	58571A F700 C.P.R.	58572A F700 C.P.R.	†58576A/B F700 C.P.R. (58572)	58581A PL700 C.P.R.	58585A F700 C.P.R.	58588A PF700 C.P.R.	
556563	555747	54520673	54520651	54520650	54520158	54520810	54520158	552913	554903	(1)
119811	198898	198898	198898	198898	198913	554582	198913	552816	552796	(2)
161385	161385	161385	161385	161385	161385	—	161385	—	—	(3)
—	—	—	—	—	—	—	—	—	554905	(4)
—	—	—	—	—	—	116003	—	—	116003	(5)
—	555704	555704	555704	555704	555940	555953	555940	—	552691	(6)
—	187117	187117	187117	187117	187117	—	187117	—	—	(7)
—	—	—	—	—	—	—	—	552906	554459	(8)
554179	554179	554179	554179	554179	554179	554179	554782	554872	554906	(9)
186134	186134	186134	186134	186134	186134	186134	186137	186137	186137	(10)
554175	554175	554175	554175	554175	554175	554175	554871	554871	554907	(11)
—	—	—	—	—	—	—	556599	54520148	556452	(12)
‡554180	‡554180	‡554180	‡554180	‡554180	‡554180	‡554180	—	—	—	(13)
—	—	—	—	—	—	—	556442	556442	556442	(14)
553738	553738	553738	553738	553738	553738	553738	553738	553738	553738	(15)
—	—	—	—	—	—	—	555910	555910	555910	(16)
—	—	—	—	—	—	—	—	—	—	(17)
—	—	—	—	—	—	—	—	—	—	(18)
—	—	—	—	—	—	—	416	410	411	(19)
—	—	—	—	—	—	—	—	—	—	(20)
554227	54520670	554178	554227	554178	54520512	54520607	54520723	552915	553955	(21)
554182	554182	554182	554182	554182	554182	554182	554288	554288	*552708	(22)
554202	554202	554202	554202	554202	554202	554202	552813	552813	553872	(23)
—	—	—	—	—	—	—	—	—	—	(24)
—	—	—	—	—	—	—	—	—	—	(25)
—	—	—	—	—	—	—	—	—	117020	(26)
—	—	—	—	—	—	—	554626	554626	554626	(27)
—	—	—	—	—	—	—	—	—	—	(28)
—	—	—	—	—	—	54520599	—	—	—	(29)
—	—	—	—	—	—	54520598	—	—	—	(30)

†58617A F700 C.P.R. (58773)	58618A F700 C.P.R.	†58619A F700 C.P.R. (58772)	†58620A F700 C.P.R. (58734)	†58623A F700 C.P.R. (58733)	†58626A F700 C.P.R. (58776)	58631A F700 C.P.R.	58632A PF700 C.P.R.	58633A PF700 C.P.R.	58634A F700 C.P.R.	
554439	554440	54520122	54520158	556563	54520673	54520073	554903	554903	554440	(1)
198898	198898	54127511	198913	—	198898	—	552796	552796	198898	(2)
161385	161385	161385	161385	—	161385	—	—	—	161385	(3)
—	—	—	—	—	—	—	554905	554905	—	(4)
—	—	—	—	—	—	—	116003	116003	—	(5)
555704	555704	—	555940	—	555704	—	552691	552691	555704	(6)
187117	187117	—	187117	—	187117	—	—	—	187117	(7)
—	—	—	—	—	—	552906	554459	554459	552906	(8)
54520549	54520549	54520549	54520549	54520549	54520549	554872	554906	554906	554872	(9)
186137	186137	186137	186137	186137	186137	186137	186137	186137	186137	(10)
—	54520446	54520446	54520446	54520446	54520446	554871	554907	554907	554871	(11)
54521060	54520514	54520514	54520514	54520514	54520514	54520148	54520148	54520883	54520883	(12)
54520514	—	—	—	—	—	—	—	—	—	(13)
—	—	—	—	—	—	556442	556442	556442	556442	(14)
553738	553738	553738	553738	553738	553738	553738	553738	553738	553738	(15)
—	—	—	—	—	—	555910	555910	555910	555910	(16)
—	—	—	—	—	—	—	—	—	—	(17)
—	—	—	—	—	—	—	—	—	—	(18)
—	—	—	—	—	—	410	410	410	410	(19)
54520505	54520919	54520508	54520512	54520505	54520919	554280	553955	553955	555415	(20)
54520451	54520451	54520451	54520451	54520451	54520451	554288	*552708	*552708	554288	(21)
—	—	54520514	54520514	54520514	54520514	552813	553872	553872	552813	(22)
—	—	—	—	—	—	—	—	—	—	(23)
—	—	—	—	—	—	—	¶117020	¶117020	—	(24)
54520550	54520550	54520550	54520550	54520550	54520550	—	—	—	—	(25)
54520551	54520551	54520551	54520551	54520551	54520551	—	—	—	—	(26)
—	—	—	—	—	—	—	—	—	—	(27)
—	—	—	—	—	—	—	—	—	—	(28)
—	—	—	—	—	—	554626	554626	554626	554626	(29)
—	—	—	—	—	—	—	—	—	—	(30)

For illustrations, see pages G25-G29

* See Supersession Chart † When ordering, quote part number shown in brackets ‡ Spring, unit securing rim seating ¶ Spring, trimmer screw retaining
 ¶ Screw, body fixing C.P.R. ... Chromium plated rim



HEADLAMPS, Flush Fitting

DETAILED SPARE PARTS


Part No.	58655A/B F700	58656A F700 C.P.R.	58657A/B F700 C.P.R.	58669A F700 C.P.R.	58734A F700 C.P.R.	58772A F700 C.P.R.
Model	—	—	—	—	—	—
Finish	—	—	—	—	—	—
Replaced by (see footnote)	—	—	—	—	—	—
§ Rim or door	54520411	556275	555457	554903	54520158	54520122
§ Screw, rim fixing	198898	198898	198898	552796	198913	54127511
Washer, screw retaining	161385	161385	161385	—	161385	161385
Motif, top front or embellisher	—	—	—	554905	—	—
Screw, embellisher, bracket and motif fixing	—	—	—	116003	—	—
Bracket, rim fixing	555704	555704	555704	552691	555940	—
§ Nut, rim fixing screw	187117	187117	187117	—	187117	—
§ Excluder, dust	552906	552906	552906	—	—	—
§ Plate, light unit retaining	554872	554872	554872	554179	54520549	54520549
Screw, unit rim	186137	186137	186137	186134	186137	186137
Rim, unit seating	554871	554871	554871	554175	54520446	54520446
§ Light unit	54520148	54520148	54520148	—	—	—
Spring, light unit fixing	—	—	—	‡554180	54520514	54520514
Screw, plate fixing	—	—	—	—	—	—
Spring, bulb retaining	556442	556442	556442	—	—	—
§ Bulb holder or adaptor	553738	553738	553738	553738	553738	553738
§ Sleeve, terminal	555910	555910	555910	—	—	—
§ Backshell	—	—	—	—	—	—
§ Bulb, main	410	410	410	—	—	—
§ Gasket, rubber	555458	555458	555458	54520607	54520512	54520508
Screw, with washer	554288	554288	554288	554182	—	—
Spring, trimmer	552813	552813	552813	‡‡554202	—	—
Washer, spring	—	—	—	—	—	—
Screw, trimmer	—	—	—	—	54520451	54520451
Nut, trimmer screw	—	—	—	—	54520551	54520551
Housing, trimmer screw nut	—	—	—	—	54520550	54520550
Bracket, rim securing	—	—	—	54520598	—	—
Sleeve, sealing	554626	554626	554626	—	—	—
§ Plate, adaptor	—	—	—	54520599	—	—

Part No.	58773A F700 C.P.R.	58776A F700 C.P.R.	056991 F700GS	057458 F700	54052111 F700
Model	—	—	—	—	—
Finish	—	—	—	—	—
Replaced by (see footnote)	—	—	—	—	—
§ Rim or door	554439	54520673	554586	—	—
§ Screw, rim fixing	198898	198898	129434	—	—
Washer, screw retaining	161385	161385	188316	—	—
Motif, top front or embellisher	—	—	¶554345	—	—
Screw, embellisher, bracket and motif fixing	—	—	—	—	—
Bracket, rim fixing	555704	555704	§554454	—	—
§ Nut, rim fixing screw	187117	187117	—	—	—
§ Excluder, dust	—	—	—	552906	552906
§ Plate, light unit retaining	54520549	54520549	554463	554872	554872
Screw, unit rim	186137	186137	186137	186137	186137
Rim, unit seating	54520446	54520446	554871	554871	554871
§ Light unit	—	—	554430	553921	553921
Spring, light unit fixing	54520514	54520514	—	—	—
Screw, plate fixing	—	—	—	—	—
Spring, bulb retaining	—	—	—	—	—
§ Bulb holder or adaptor	553738	553738	860629	554602	554602
§ Sleeve, terminal	—	—	188818	555910	555910
§ Backshell	—	—	**554350	—	—
§ Bulb, main	—	—	367	414	414
§ Gasket, rubber	54520505	54520919	554279	554279	554279
Screw, with washer	—	—	554860	554288	554288
Screw, trimmer	54520451	54520451	—	—	—
Spring, trimmer	—	—	552813	552813	552813
Washer, spring	—	—	—	—	—
Screw, body fixing	—	—	—	—	—
Nut, trimmer screw	54520551	54520551	—	—	—
Housing, trimmer screw nut	54520550	54520550	—	—	—
Sleeve, sealing	—	—	554626	554626	554626
§ Plate, adaptor	—	—	††199004	—	—
Washer, cable grip	—	—	553568	—	—

For illustrations, see pages G25-G29

Note. For replacement lamp spare parts, see appropriate column under part number ‡ Spring, unit securing rim seating § Recommended spares for stock
 † Spring, trimmer screw retaining ¶ Rim, fixing § Clip, retaining rim ** Cover, bulb holder †† Grommet, cable entry C.P.R. . . Chromium plated rim

HEADLAMP LENSES



See page G70 for details



HEADLAMP LENS CHART

Lens Diameter (overall)	Lens Part No.	Fitted to Models	Description	Illustration
5 $\frac{7}{16}$ "	552282	L-H-O	Flat, fluted	S
5 $\frac{1}{2}$ "	552307	L-H-O	Flat, difusa	B
6 $\frac{3}{8}$ "	503403	LBD133, MBD133	Domed, U-shaped flutes	F
6 $\frac{1}{2}$ "	516144	L131, L133, M42, R35	Flat, difusa	B
6 $\frac{1}{2}$ "	550875	MD133, MD134	Deep domed, diamond	G
6 $\frac{3}{16}$ "	516199	L133	Flat, fluted	D
7 $\frac{3}{16}$ "	509757	FF133	Oval, domed, fluted	K
7 $\frac{7}{8}$ "	507586	LBD141, MBD140, MBD141, MBD143, MBD147, MBD148, MD140, MD141	Deep domed, diamond	P
7 $\frac{7}{8}$ "	516173	L140, M140	Flat, difusa	B
7 $\frac{13}{16}$ "	551308	LBD140, LD140, LBD147, LD147, LBD148S, MBD140, MD140, MBD148, MD143, MBD147, MBD148	Domed, U-shaped flutes	R
7 $\frac{13}{16}$ "	551674	MG140	Flat, fluted	H
7 $\frac{7}{8}$ "	504224	LBD147, MBD140, MBD147	Domed, lower half vertical flutes	A
8 $\frac{1}{4}$ "	510770	LG150, M150	Flat, fluted	N
8 $\frac{1}{2}$ "	505975	L150, M150, MB150	Flat, difusa	B
8 $\frac{1}{2}$ "	551070	MBD150	Deep, domed, diamond	G
8 $\frac{1}{2}$ "	551093	LBD150, MBD150	Domed, U-shaped flutes	F
8 $\frac{3}{4}$ "	500371	P80	Flat, U-shaped flutes	F
9 $\frac{1}{8}$ "	507163	LBD163, LBD165, LBD166, MBD166, QBD166S	Domed, U-shaped flutes	F
10 $\frac{1}{4}$ "	504384	QK596	Flat, U-shaped flutes	Q
10 $\frac{11}{16}$ "	503778	P100	Flat, fluted, plain centre	M
9 $\frac{1}{8}$ "	508724	LBD163, LBD165, LBD166, MBD166	Deep domed, diamond	G
11 $\frac{1}{4}$ "	506411	R100	Flat, plain	L
11 $\frac{1}{4}$ "	506508	R100	Flat, fluted, plain centre	C
11 $\frac{1}{4}$ "	509689	P100	Flat, difusa, plain centre	J

For illustrations, see page G69

HEADLAMP CONVERSION SETS




HEADLAMP CONVERSION SETS

These sets enable owners of older vehicles to bring their lighting equipment into line with the more exacting requirements of to-day.

The Lucas '700' light unit, incorporating the block pattern lens, provides improved light distribution, whilst the 'double dipping' system reduces dazzle to oncoming traffic, with an increased margin of safety.

Moreover, the safety factor is further enhanced by the use of the Lucas 'Beamsetter' for the correct alignment of light units. This is a considerable advance on earlier methods of headlamp adjustment employed with the separate reflector and lens.

Conversion sets consist of the following parts, assembled ready for fitting to existing lamp bodies.



M133/F700

12 volt Part No. 057133

6 volt Part No. 057134

Home and Export, dip left (right hand drive)

Similar to M140/F700 sets, but suitable for converting all 133 type headlamps (6" aperture) to double dipping system, or single dip if required.

No. of	Description	Part No.
2	§Rim or door	553153
2	§ Plate, rim clamping	553199
2	§ Wire, rim plate	553227
2	§Light unit	553921
2	§Plate, rim fixing	553199
8	§Wire, light unit fixing	500291
2	§Adaptor	554602
1	§Bung, rubber	861393
2	Bracket, adaptor	599936
2	§Bulb, 12 volt	354
2	§Bulb, 6 volt	373

FF133P/F700P

6 volt Part No. 057179

Home and Export, dip left (right hand drive)


Exclusively marketed for Morris 8 h.p. 1939-48 models.

Similar to F575P/F700P sets, but suitable for converting FF133P headlamps (6" aperture) to 7", incorporating pilot light.

No. of	Description	Part No.
2	§Rim or door	555254
2	§ Screw, rim fixing	552816
2	§Excluder, dust	552906
2	§Plate, light unit retaining	554872
6	Screw, unit rim fixing	186137
2	Rim, unit seating	554871
2	§Light unit	555419
2	§Bulb holder, main	554399
2	§ Sleeve, terminal	555910
2	§Bulb, main	373
2	§Bulb holder, pilot	554710
2	§ Interior, pilot bulb holder	553780
2	§ Ring, pilot bulb holder seating	554354
2	§Bulb, pilot	988
6	Screw, with washer, trimmer	554288
6	Spring, trimmer	552813
6	Sleeve, sealing	554626
2	Piece, distance (body)	555242



HEADLAMP CONVERSION SETS



M140/F700 12 volt Part No. 056867
6 volt Part No. 056868

Home and Export, dip left (right hand drive)

For converting M140 headlamps with separate lens and reflector to F700 light units. (See also De Luxe Model M140/P700).

No. off	Description	Part No.
2	§Rim or door	553435
10	§Wire, light unit fixing	553356
2	§Light unit	553921
2	§Adaptor	554602
2	§Bulb, 12 volt	354
2	§Bulb, 6 volt	356

M140/F700 12 volt Part No. 056999

Export Europe, not France, vertical dip

Similar to 056867, but suitable for European countries other than France.

No. off	Description	Part No.
2	§Rim or door	553435
10	§Wire, light unit fixing	553356
2	§Light unit	553940
2	§Adaptor	554602
2	§Bulb	370

M140/P700 12 volt Part No. 057105

Home and Export, dip left (right hand drive)

Similar to M140/F700 sets, but with De Luxe type light units. The chromium plated tripod and bulb shield, together with the attractive lens pattern, combine to give a longer centre driving beam.

No. off	Description	Part No.
2	§Rim or door	553435
10	§Wire, light unit fixing	553356
2	§Light unit	554308
2	§Adaptor	554602
2	§Bulb	354


M140/VF107 Less bulb Part No. 512878

British Road Services, dip left

For converting C.A.V. M140 headlamps with separate lens and reflector to VF107 light units.

No. off	Description	Part No.
1	§Rim or door	553435
5	§Wire, light unit fixing	553356
1	§Light unit, with bulb holder	555304
1	§ Interior, bulb holder	512751
1	§ Sleeve, terminal	188818
3	§ Screw, terminal	126444
3	Washer, spring, terminal screw	185040
1	§ Sleeve, bulb	512811

HEADLAMP CONVERSION SETS



CF150/VF107

Part No. 512879

British Road Services, dip left

For converting C.A.V. CF150 headlamps with separate lens and reflector to VF107 light units.

No. off	Description	Part No.
1	§Light unit	555304
1	§Terminal, earth	554681
1	§Adaptor	54520187
1	§Rim	512881
5	§Wire, light unit fixing	553356

M150/F700

12 volt Part No. 512892

Home and Export, dip left (right hand drive)

Specially designed chromium plated rim houses the light unit with block pattern lens, and is quickly fitted to all 150 type headlamps.

No. off	Description	Part No.
2	§Rim or door	512893
10	§Wire, light unit fixing	553356
2	§Light unit	553921
2	§Adaptor	554602
2	§Bulb	354

F700/P700

12 volt Part No. 554308

Home and Export, dip left (right hand drive)

A special unit designed to permit replacement of the standard F700 light unit by the De Luxe P700.

No. off	Description	Part No.
1	§Light unit	554308

RF770/RL700

12 volt Part No. 54052120

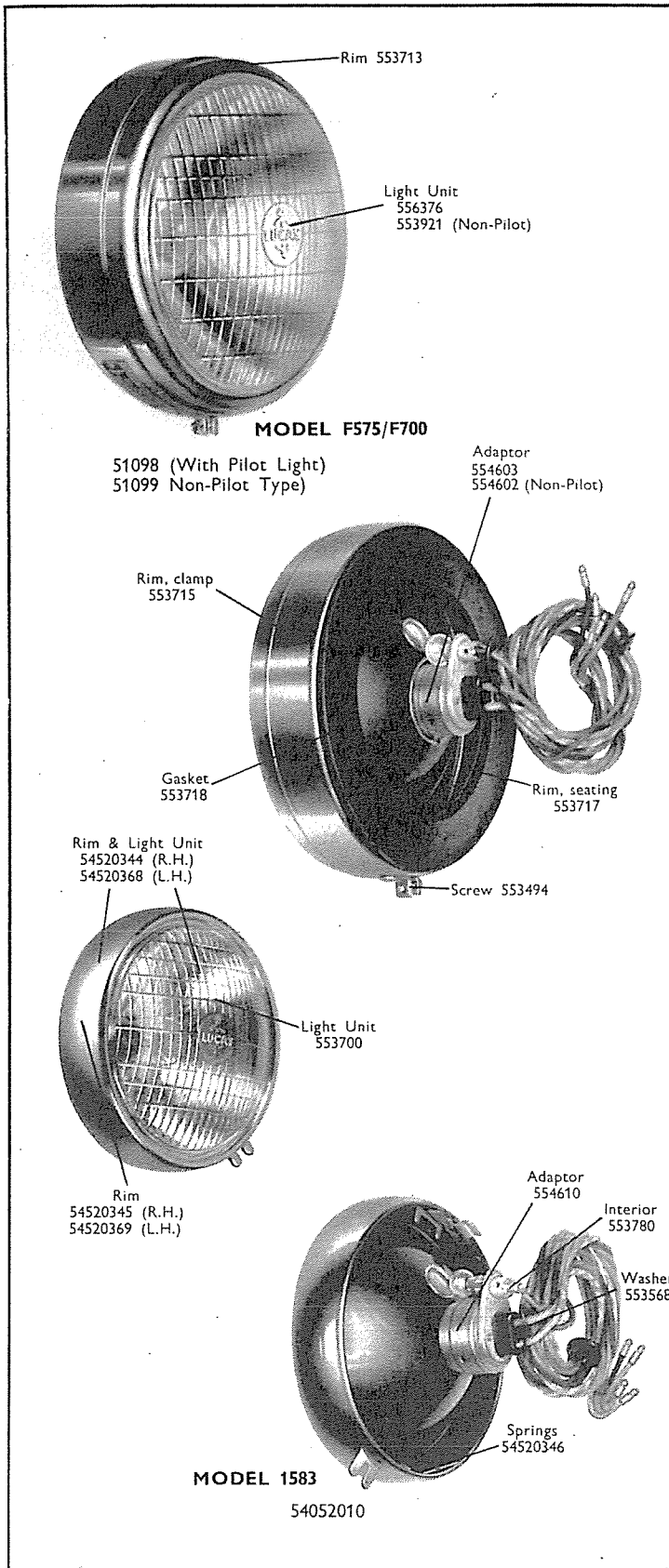
Home and Export, dip left (right hand drive)

A special set designed to convert RF770 reflector type lamps on Rolls-Royce to RL700 light unit type.

No. off	Description	Part No.
2	§Plate, unit retaining	553971
2	§Rim, unit seating	553972
8	§Screw, fixing	186137
2	§Light unit	54520275
2	§Adaptor	553738
2	§Bulb	416



HEADLAMP CONVERSION SETS



F575P/F700P

12 volt Part No. 51098A

Home and Export, dip left (right hand drive)

For converting 5 3/4" light aperture to 7" with Lucas block pattern lens light units. Incorporates pilot light.

No. off	Description	Part No.
2	§ Rim or door	553713
10	§ Wire, light unit fixing	500291
2	§ Light unit	556376
1	§ Adaptor	554603
1	§ Bulb, main	354
1	§ Bulb, pilot	222
2	Rim, unit seating	553717
6	Bracket, adjuster	553721
6	Screw, bracket fixing	126463
2	§ Gasket, clamp rim seating	553718
2	§ Rim, clamp	553715
2	§ Screw, clamp rim fixing	553494

F575/F700

12 volt Part No. 51099A

Home and Export, dip left (right hand drive)

Similar to 51098A, but less pilot light.

No. off	Description	Part No.
2	§ Rim or door	553713
10	§ Wire, light unit fixing	500291
2	§ Light unit	553921
1	§ Adaptor	554602
1	§ Bulb, main	354
2	Rim, unit seating	553717
6	Bracket, adjuster	553721
6	Screw, bracket fixing	126463
2	§ Gasket, clamp rim seating	553718
2	§ Rim, clamp	553715
2	§ Screw, clamp rim fixing	553494

1583

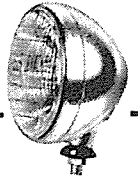
6 volt Part No. 54052010

Home and Export, dip left (right hand drive)

A special set designed to convert Ford Popular lamps with separate reflector and lens to the modern light unit type with chromium plated rims.

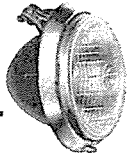
No. off	Description	Part No.
1	§ Rim or door (R.H.)	54520344
1	§ Rim	54520345
4	§ Springs	54520346
1	§ Light unit	553700
1	§ Rim or door (L.H.)	54520368
1	§ Rim	54520369
4	§ Springs	54520346
1	§ Light unit	553700
2	§ Bulb holder	554610
2	§ Interior	553780
2	§ Sleeve	188818
2	§ Washer, cable grip	553568
2	§ Bulb, main	373
2	§ Bulb, pilot	988

HEADLAMPS



VEHICLE APPLICATION REFERENCE

- 50082 MBD133 (R.H.). 6v.; single contact; C.P. finish; 24° fixing. Standard 8 1946.
- 50083 MBD133-EDS (L.H.). 6v.; single contact; C.P. finish; 24° fixing. Standard 8 1946.
- 50087 MBD134-1EDS (L.H.). 12v.; single contact; C.P. finish; 90° fixing. Wolseley 10 1946-48.
- 50124 L-H1-O. 12v.; double contact; E.B. finish; upright fixing. Commer 25 cwt. Forward Control 1947-51. Karrier 'Bantam' (late) 1946-50. Midland Vehicles 1951-55. Morrison Electricars Battery Vehicle 1951-54; BM, D1, F and FL 1955-60. Rover 'Landrover' Station Wagon 1948-50. Standard 12 1946.
- 50129 L-H2-O. 12v.; single contact; E.B. finish; upright fixing. Commer 8 cwt. Van and 25 cwt. Forward Control 1946. Karrier 'Bantam' 1946. Larmar Engineering Invalid Carriage 1948-54. Morris 10 cwt. Van 1946. Morris Commercial 25/35 cwt. 1946.
- 50146 MBD133-1EDS (L.H.). 6v.; single contact; C.P. finish; 90° fixing. Austin 8 Saloon and Tourer 1946-47. Wolseley 8 1946-48.
- 50147 MBD133-1 (R.H.). 6v.; single contact; C.P. finish; 90° fixing. Austin 8 Saloon and Tourer 1946-47.
- 50148 MBD133-1 (L.H.). 6v.; double contact; C.P. finish; 90° fixing. Austin 8 Saloon and Tourer 1946-47. Wolseley 8 1946-48.
- 50150 MBD166S-EDS (L.H.). 12v.; single contact; C.P. finish; upright fixing. Alvis 14 1946. Jaguar 1½ litre 1946-47.
- 50151 MBD166S (R.H.). 12v.; single contact; C.P. finish; upright fixing. Alvis 14 1946. Jaguar 1½ litre 1946-47.
- 50163 P100LS-EDS (L.H.). 12v.; single contact; C.P. finish; upright fixing. Jaguar 2½ and 3½ litre 1946-48.
- 50164 P100LS (R.H.). 12v.; single contact; C.P. finish; upright fixing. Jaguar 2½ and 3½ litre 1946-48.
- 50170 MBD133 (R.H.). 6v.; single contact; C.P. finish; 25° fixing; sliding bolt. Standard 8 1947-48.
- 50171 MBD133-EDS (L.H.). 6v.; single contact; C.P. finish; 25° fixing; sliding bolt. Standard 8 1947-48.
- 50176 MBD147-EDS (L.H.). 12v.; single contact; C.P. finish; upright fixing. Humber 'Hawk' 1946-48.
- 50177 MBD147 (R.H.). 12v.; single contact; C.P. finish; upright fixing. Humber 'Hawk' 1946-48.
- 50185 MU42. 6v.; double contact; E.B. and C.P.R. finish; side bolt fixing. Barrett Invalid Carriage 1949-50.
- 50199 MD134-1EDS (L.H.). 6v.; single contact; E.B. and C.P.R. finish; 90° fixing. Bedford 5/6 cwt. Van 1946-47; 10/12 cwt. Van 1946-51. Vauxhall 10 1946-47; 12 1947.
- 50200 MD134-1. 6v.; single contact; E.B., C.P.R. finish; 90° fixing. Bedford 5/6 cwt. Van 1946-47; 10/12 cwt. Van 1946-52. Vauxhall 10 1946-47; 12 1947.
- 50203 MBD166-1S. 12v.; single contact; C.P. finish; upright fixing; inverted ball shell. Humber 'Imperial' and 'Pullman' 1946-47; 'Snipe' and 'Super Snipe' 1946.
- 50219 MD134-1 (L.H., Export). 6v. or 12v.; Double contact; E.B., C.P.R. finish; 90° fixing. Bedford 10/12 cwt. Van 1950-52. Vauxhall 10 and 12 1947. Wolseley 10 1948.
- 50220 MD134-1 (R.H., Export). 6v. and 12v.; double contact; E.B., C.P.R. finish; 90° fixing. Bedford 10/12 cwt. Van 1950-52. Vauxhall 10 and 12 1947. Wolseley 10 1948.
- 50260 MD133-1EDS (L.H.). 12v.; single contact; E.B. finish; 90° fixing. Austin 10 Van 1946-47.
- 50267 MBD133-2 (L.H., Export). 6v.; double contact; C.P. finish; 25° fixing; sliding bolt. Standard 8 1946-48.
- 50268 MBD133-2 (R.H., Export). 6v.; double contact; C.P. finish; 25° fixing; sliding bolt. Standard 8 1946-48.
- 50273 MBD166-1S (Export). 12v.; double contact; C.P. finish; upright fixing; inverted ball shell. Humber 'Super Snipe' 1946.
- 50301 MBD143 (R.H., Export). 12v.; double contact; C.P. finish; 90° fixing. Austin 10 1946-47.
- 50307 P100LS-EDS (Export, vertical dip). 12v.; single contact; C.P. finish; upright fixing. Jaguar 2½ and 3½ litre 1947-48.
- 50319 M133P (R.H.). 12v.; single contact, main and pilot; E.B. finish; upright fixing. Jowett 'Bradford' Van 1946-52; De Luxe Van and 6 Light Utility 1949-50. Trojan 15/20 cwt. Van 1946-53.
- 50329 R100S (R.H.). 12v.; single contact; C.P. finish; upright fixing. Rolls-Royce 'Silver Wraith' 1946-55.
- 50349 MBD166S (L.H. or R.H., Export). 12v.; double contact; upright fixing. Lea Francis 14 1950.
- 50364 M133P (L.H.). 12v.; double contact main, single contact pilot; E.B. finish; upright fixing. Austin 8 Van 1946-47. Jowett 'Bradford' Van 1946. Reliant 700 c.c. 3-wheeler 1949-52. Trojan 15/20 cwt. Van 1946-50.
- 50406 MD133. 6v.; double contact; E.B. finish; upright fixing. Jensen 'Jen-Tug' 1946-52.
- 50413 MBD133-3EDS (L.H.). 12v.; single contact; E.B. finish; upright fixing; sliding bolt. Morris 10 cwt. Van 1950.
- 50414 MBD133P (L.H.). 6v.; double contact main, single contact pilot; C.P. finish; 24° fixing. Morgan 3-wheeler 1948-52.
- 50415 MBD133P (R.H.). 6v.; double contact main, single contact pilot; C.P. finish; 24° fixing. Morgan 3-wheeler 1948-52.
- 50428 R100S (L.H. or R.H.). 12v.; single contact; C.P. finish. Rolls-Royce 'Silver Wraith' 1946-55.
- 50434 MD148P (R.H.). 12v.; single contact; E.B., C.P.R. finish; upright fixing. Morris Commercial 15/20 cwt. (PV) 1948-49.
- 50440 MD140-EDS (L.H.). 12v.; single contact; E.B. finish; 90° fixing. Morris Commercial 25/30 cwt. (LC3) 1946-49; 35/40, 45/55 and 60/70 cwt., 5 ton Forward Control, Tipper and ECV13/3 1946-48; CV Ambulance 1947-49; CVF13/5 1946-47; CV11/30, CV11/40 and CV10 1946-48.
- 50441 MD140 (R.H.). 12v.; single contact; E.B., C.P.R. finish; 90° fixing. Morris Commercial 25/30 cwt. (LC3) 1946-49; 35/40, 45/55 and 60/70 cwt., 5 ton Forward Control, Tipper and ECV13/3 1946-48; CV Ambulance 1947-49.
- 50472 MBD148-EDS (L.H.). 12v.; single contact; C.P. finish; upright fixing. M.G. 'Midget' 1948. Wolseley 12 1946-48.
- 50473 MBD148 (R.H.). 12v.; single contact; C.P. finish; upright fixing. Lanchester 10 1946-51; 14 1952. M.G. 'Midget' 1948. Wolseley 12 1946-48.
- 50476 MBD148 (Export). 12v.; double contact; C.P. finish; upright fixing. Wolseley 12 1948.
- 50489 P100L (Export). 12v.; double contact; C.P. finish; upright fixing. Jaguar 2½ and 3½ litre 1947-48.
- 50500 MBD147-EDS (L.H.). 12v.; single contact; C.P. finish; 90° fixing. Sunbeam-Talbot 2 litre 1946-47.
- 50502 P100LS-EDS (Export). 12v.; single contact; C.P. finish; upright fixing. Austin A125 1948-54; DA1 and DH1 1951-55.
- 50507 MBD147-4 (L.H., Export). 12v.; double contact; 90° fixing. Sunbeam-Talbot 1946-47.
- 50511 MD140-1EDS (L.H.). 12v.; single contact; E.B., C.P.R. finish; upright fixing. Commer 8 cwt. Van 1947; 12/25 cwt. 1946-48; 25 cwt. 'Lyons' Van 1949-50; 25 cwt. 'Super-poise' Van 1949; 2 and 3 ton 1946; 3 and 4 ton Trucks, Pantechinon and Tipper 1947-49; 5 ton 1947. Hillman 'Minx' All Models 1946-47. Morris 10 1946-48; 'Oxford' Taxi and Hire Car 1947-50.
- 50512 MD140-1 (R.H.). 12v.; single contact; E.B., C.P.R. finish; upright fixing. Commer 8 cwt. Van 1947; 12/25 cwt. 1946-48; 25 cwt. 'Lyons' Van 1949-50; 25 cwt. 'Super-poise' Van 1949; 2 and 3 ton 1946-47; 5 ton 1947. Hillman 'Minx' All Models 1946-47. Morris 10 1946-48; 'Oxford' Taxi and Hire Car 1947-50.
- 50519 MD140-1 (Export). 12v.; double contact; E.B., C.P.R. finish; upright fixing. Hillman 'Minx' 1947.
- 50523 MBD140-1 (Export). 12v.; double contact; C.P. finish; upright fixing. Citroen 15 and 23 1951-52. Commer 'Commando' 1947-49; 5 ton 1947. H.R.G. 9 and 12 (Sports) 1946-50. M.G. 1½ litre Saloon 1949-50; 'Midget' 1949. Morgan 'Plus Four' 1946-50; 'Four Four' 1949-50. Singer 9 and 10 1947-49.
- 50529 F575P-1 (dip left). 12v.; double contact main, single contact pilot; C.P.R. finish; upright fixing. Morris 'Minor' 1948-50; 'Minor' 2-door 1951.
- A50529 F575P-1 (dip right, Export). As 50529 except for bulb. Morris 'Minor' 1948-50; 'Minor' 2-door 1951.
- B50529 F575P-1 (vertical dip, Export Europe, not France). As 50529 except for bulb. Morris 'Minor' 1948-50; 'Minor' 2-door 1951.
- 50530 MD166S-2 (L.H.). 12v.; single contact; C.P. finish; 90° fixing. Daimler 2½ litre (except 'Consort') 1946-49.
- 50531 MBD166S-2 (R.H.). 12v.; single contact; C.P. finish; 90° fixing. Daimler 2½ litre (except 'Consort') 1946-49.
- 50532 P100LS-EDS (L.H.). 12v.; single contact; C.P. finish; upright fixing. Austin A125 1948-54; DA1 and DH1 1952-55.
- 50533 P100LS (R.H.). 12v.; single contact; C.P. finish; upright fixing. Austin A125 1948-54; DA1 and DH1 1952-55. Daimler 27 and 36 1946-53.
- 50541 MBD163-1 (R.H.). 12v.; single contact; C.P. finish; 25° fixing; sliding bolt. Triumph '1800' 1946-48; '2000' 1949.
- 50542 MBD163-1 (L.H., Export). 12v.; double contact; C.P. finish; 25° fixing; sliding bolt. Triumph '1800' 1947-48; '2000' 1949.
- 50543 MBD163-1 (R.H., Export). 12v.; double contact; C.P. finish; 25° fixing; sliding bolt. Triumph '1800' 1947-48; '2000' 1949.
- 50565 MBD141 (L.H., Export). 12v.; double contact; C.P. finish; 90° fixing. Austin 12 1946-47; 16 1946.
- 50569 MD133P (L.H. or R.H.). 12v.; double contact main, single contact pilot; E.B. finish; upright fixing. Jowett 'Bradford' Van 1946-52; De Luxe Van and 6 Light Utility 1949-50. Reliant 750 c.c. 3-wheeler (Export) 1950.
- 50572 F575 (dip left). 12v.; double contact; C.P.R. A.C. Cars Invalid Carriage 1950-51. Austin 25 cwt. Van and Ambulance 1948-54. Commer 8 cwt. Van 1950. Hillman 'Minx' 1949.
- A50572 F575 (dip right, Export). As 50572 except for bulb. Austin 25 cwt. Van and Ambulance 1948-54.
- B50572 F575 (vertical dip, Export Europe, not France). As 50572 except for bulb. Austin 25 cwt. Van and Ambulance 1948-54.
- 50600 MBD166S-EDS (L.H.). 12v.; single contact; C.P. finish; upright fixing. Citroen 23 1949-50. Lea Francis 14 1946-50.
- 50601 MBD166S (R.H.). 12v.; single contact; C.P. finish; upright fixing. Citroen 23 1949-50. Lea Francis 14 1946-50.
- 50603 MD143 (R.H., Export). 12v.; double contact; E.B. finish; 90° fixing. Austin Coach 1947-49; 2/5 ton Petrol Tanker 1948.
- 50605 F700P (dip right, Export). 12v.; double contact; C.P.R. Aston Martin 2 litre 1948-50. Humber 'Imperial' and 'Pullman' 1948. Standard 'Vanguard' 1948-49. Wolseley 'Four Fifty' 1949-51.
- 50606 MD140 (L.H.). 12v.; double contact; E.B. finish; 90° fixing. Dodge Petrol Models 1949. Morris Commercial 25/30 cwt. (LC3) 1946-49; 35/40, 45/55 and 60/70 cwt., 5 ton Forward Control, Tipper and ECV13/3 1946-48; ECV13/5 and ECV013/5 1949.



HEADLAMPS

VEHICLE APPLICATION REFERENCE—continued

- 50607 MD140 (R.H.). 12v.; double contact; E.B. finish; 90° fixing.
Morris Commercial 25/30 cwt. (LC3) 1946-49; 35/40, 45/55 and 60/70 cwt., 5 ton Forward Control, Tipper and ECV13/3 1946-48; ECV13/5 and ECV013/5 1949.
- 50613 F575P (dip left). 12v.; double contact; C.P.R.; with pilot light.
A.C. Cars Invalid Carriage 1947-49.
Austin A40 1948-49; A40 Van, 'Countryman' and Pick-up Truck 1948.
Commer 8 cwt. Van 1948-49.
Hillman 'Minx' All Models 1948; 'Magnificent' 1948-49.
Jowett 'Javelin' De Luxe 1948-50.
Vauxhall All Models 1948-49.
- A50613 F575P (dip right, Export). As 50613 except for bulb.
Austin A40 Van, 'Countryman' and Pick-up Truck 1948.
Jowett 'Javelin' De Luxe 1948-50.
Vauxhall All Models 1948-49.
- B50613 F575P (Export Europe, not France). As 50613 except for bulb.
Austin A40 Van, 'Countryman' and Pick-up Truck 1948.
Jowett 'Javelin' and De Luxe 1948-50.
Vauxhall All Models 1948-49.
- 50628 P100LS (Export). 12v.; double contact; C.P. finish; upright fixing.
Daimler 27 and 36 1946-53.
- 50645 MBD133P (L.H.). 12v.; double contact main, single contact pilot; E.B., C.P.R. finish; upright fixing.
Jowett 'Bradford' Van (alternative) 1947-52; De Luxe Van and 6 Light Utility 1951-52.
Lloyd '650' 1948-50.
- 50646 MBD133P (R.H.). 12v.; single contact main, and pilot; E.B., C.P.R. finish; upright fixing.
Jowett 'Bradford' Van (alternative) 1947-52; De Luxe Van and 6 Light Utility 1951-52.
Lloyd '650' 1948-50.
- 50649 MD133P-3. 6v. or 12v.; double contact main, single contact pilot; E.B. finish; upright fixing; sliding bolt.
Morris 5 cwt. Van 1946-53; 10 cwt. Van 1947-50.
- 50654 MBD148 (Export). 12v.; double contact; C.P. finish; upright fixing.
Lanchester 10 1948-51; 14 1952-53.
- 50655 MBD166S (L.H., Export). 12v.; double contact; C.P. finish; 90° fixing.
Daimler 2½ litre (except 'Consort') 1948-49.
- 50656 MBD166S (R.H., Export). 12v.; double contact; C.P. finish; 90° fixing.
Daimler 2½ litre (except 'Consort') 1948-49.
- 50659 MD133-1 (R.H.). 6v.; single contact; E.B., C.P.R. finish; 90° fixing.
Austin 10 Van 1946-47.
Jowett De Luxe Van and 6 Light Utility 1949-50.
- 50664 F575P-EF (Export). Double contact; C.P.R.; less bulb.
Commer 8 cwt. Van 1948-49.
Hillman 'Minx' 1948-49.
- 50675 F700P-EF (vertical dip, Export). 12v.; double contact; C.P.R.; with motif; to take 3-pin bulb.
Sunbeam-Talbot '90' 1948-49.
- 50679 F700P-EF (Export). As 50675 except for rim.
Morris 'Cowley' Van and Pick-up Truck 1950-51; 'Oxford' and 'Six' 1948-51.
Wolseley 'Four Fifty' 1949-51.
- 50693 R100S-EF (Export). Double contact; C.P. finish; upright fixing; less bulb.
Rolls-Royce 'Silver Wraith' 1947-55.
- 50707 MBD143-EDS (L.H.). 12v.; single contact; C.P. finish; 90° fixing.
Austin 10 1946-47; Hire Car 1950-52.
Dodge Petrol Models 1949.
- 50709 MBD143 (L.H., Export). 12v.; double contact; C.P. finish; 90° fixing.
Austin 10 1946-47; Hire Car 1951-54.
- 50711 MD143-EDS (L.H.). 12v.; single contact; E.B., C.P.R. finish; 90° fixing.
Austin 10 1946; Taxi 1948-54; Hire Car 1952-54; 2 and 5 ton Trucks 1949-50; Coach 1947-49.
- 50712 MD143 (R.H.). 12v.; single contact; E.B., C.P.R. finish; 90° fixing.
Austin 10 1946; Taxi 1948-54; Hire Car 1952-54; 2 and 5 ton Trucks 1949-50; Coach 1947-49.
- 50714 MD143 (R.H.). 12v.; double contact; E.B., C.P.R. finish; 90° fixing.
Austin 2/5 ton Petrol Tanker 1946-47.
- A50723 F700 (dip right, Export). 12v.; double contact; C.P.R.
Riley 1½ litre 1949; 2½ litre 1948-49.
- B50723 F700 (vertical dip, Export). 12v.; double contact; C.P.R.
Riley 1½ and 2½ litre 1949.
- 50730 L-H-O. 12v.; double contact; E.B. finish; no fixing bolt.
Hindle Smart 1951-54.
- 50731 R100S-EDS (L.H.). 12v.; single contact; C.P. finish; upright fixing.
Rolls-Royce 'Silver Wraith' 1946-55.
- 50746 MD133P-3. 6v. or 12v.; single contact main and pilot; E.B. finish; upright fixing; sliding bolt.
Morris 5 cwt. Van 1948-53. 10 cwt. Van 1947-50.
- 50747 F700EF (vertical dip, Export). 12v.; double contact; C.P.R.
Riley 1½ litre 1949-50; 2½ litre 1948-50.
- 50751 RF770 (dip left). 12v.; double contact; C.P.R. Austin A135 1948.
Bentley 4½ litre 1946-51.
- 50752 MBD140-EDS (L.H.). 12v.; single contact; C.P. finish; upright fixing.
Citroen 15 1946-50.
Commer 'Commando' (Petrol) 1947-49; 5 ton 1947.
M.G. 'Midget' 1946-47.
Singer 9, 10 and 12 1946-49.
- 50753 MBD140 (R.H.). 12v.; single contact; C.P. finish; upright fixing.
Citroen 15 1946-50.
Commer 'Commando' (Petrol) 1947-59; 5 ton 1947.
H.R.G. 9 and 12 (Sports) 1946-50.
M.G. 1½ litre Saloon 1949-50; 'Midget' 1946-47 and 1949.
Morgan 'Plus Four' 1946-50; 'Four Four' 1949-50.
Singer 9, 10 and 12 1946-49.
- 50757 F700P-EF (Export). Single contact pilot; C.P.R.; less main bulb.
Armstrong Siddeley 'Hurricane', 'Lancaster' and 'Typhoon' 1948-50; 'Whitley' 1950.
- 50773 P100 (Export U.S.A.). 12v.; double contact; C.P. finish; upright fixing.
Austin A125 1948-54; DA1 and DH1 1951-55.
- 50778 PF770 (dip left). 12v.; double contact; C.P.R. Jaguar 2½ and 3½ litre 1949-51; XK120 1951-54.
- A50778 PF770 (dip right, Export). As 50778 except for bulb.
Jaguar 2½ and 3½ litre 1949-51; XK120 1951-54.
- B50778 PF770 (vertical dip, Export Europe, not France). As 50778 except for bulb.
Jaguar 2½ and 3½ litre 1949-51; XK120 1951-54.
- 50781 PF770 (Export). C.P.R.; less light unit and bulb.
Daimler 2½ litre 1951-53.
Jaguar 2½ and 3½ litre 1949-51; XK120 1951-54.
- A50793 F700P (dip right, Export). 12v.; double contact; C.P.R.; with pilot light.
Humber 'Hawk' and 'Super Snipe' 1949.
Morris 'Cowley' Van and Pick-up Truck 1950-51; 'Oxford' and 'Six' 1948-51.
Singer 'SM1500' 1949.
- 50794 F700P (dip left, Export). Double contact; C.P.R.
Sunbeam-Talbot 2 litre 1947; '80' and '90' 1948-50.
- A50794 F700P (dip right, Export). As 50794 except for bulb.
Sunbeam-Talbot '90' 1948-49.
- B50794 F700P (vertical dip, Export Europe, not France). As 50794 except for bulb.
Sunbeam-Talbot '90' 1948-49.
- 50806 F575/700 (Export U.S.A.). 12v.; double contact; C.P.R.
Commer 8 cwt. Van 1949-50.
Hillman 'Minx' 1948-50.
- 50811 F700 (Export U.S.A.). 12v.; C.P.R.; less light unit.
Allard 16 1949.
Alvis TA21 1951.
Commer 8 cwt. Van 1951-52; 'Express' Delivery Van and Pick-up Truck 1953; 25 cwt. Forward Control 1952-53.
Hillman 'Minx' 1951-53.
Humber 'Hawk' and 'Super Snipe' 1948-53; 'Imperial' and 'Pullman' 1951-53.
Karrier 'Bantam' 1960.
Sunbeam-Talbot '90' 1951-53.
Triumph TR3 1958.
- 50812 F700 (Export U.S.A.). 12v.; double contact; less light unit.
Sunbeam-Talbot '90' 1948-50.
- 50816 R100 (Export U.S.A.). 12v.; C.P. finish; upright fixing; special conversion.
Rolls-Royce 'Silver Wraith' 1947-55.
- 50820 P100L-EF (Export). Double contact; C.P. finish; upright fixing; less bulb.
Austin A125 1948-54; DA1 and DH1 1951-55.
- 50822 F575P-1EF (vertical dip, Export). 12v.; double contact; to take 3-pin bulb.
Morris 'Minor' 1950; 'Minor' 2-door 1951.
- 50825 PF770 (dip left). 12v.; double contact; C.P.R. A.F.N. 'Mille Miglia' 1951-54.
Allard 'J', 'J2' and 'J2X' 1950; 'M' and 'P' Models (alternative) 1949-50.
Aston Martin DB2 1951-52.
Austin A135 1948-49.
Daimler 2½ litre 1950-52.
Frazer Nash 1955.
Jensen 4 litre 1950.
Jowett 'Jupiter' 1951.
- A50825 F700 (dip right, Export). 12v.; double contact; as 50825 except for bulb.
Daimler 2½ litre 1950-53.
Frazer Nash 1955.
Jensen 4 litre 1950.
Jowett 'Jupiter' 1951.
- B50825 F700 (vertical dip, Export Europe, not France). As 50825 except for bulb.
Daimler 2½ litre 1950-52.
Frazer Nash 1955.
Jensen 4 litre 1950.
Jowett 'Jupiter' 1951.
- 50838 PF770 (dip left). 12v.; double contact; C.P.R. Jaguar XK120 1949-50.
- A50838 PF770 (dip right, Export). As 50838 except for bulb.
Jaguar XK120 1949-50.
- B50838 PF770 (vertical dip, Export Europe, not France). As 50838 except for bulb.
Jaguar XK120 1949-50.
- 50841 PF770 (Export). 12v.; C.P.R.; less light unit and bulb.
Jaguar XK120 1949-50.
- 50849 RF770 (dip left). 12v.; double contact; C.P.R. Rolls-Royce 'Silver Wraith' 1951-53.
- B50849 RF770 (vertical dip, Export Europe, not France). As 50849 except for bulb.
Rolls-Royce 'Silver Wraith' 1951-55.
- 50873 S700 (right hand dip, Export). 12v.; double contact; E.B., C.P.R. finish; upright fixing.
A.F.N. 'Le Mans' 1952-54.
Healey 'Silverstone' 1950.
Morgan 'Plus Four' 1953-54.
Morris Commercial 15/20 cwt. (PV), 25/30 cwt. (LC3), CV Ambulance, CV11/40 and CV9/40 1951; FV and FVO 1949-54; Petrol Tanker 1951-52; FVSO 1954; PP Coach 1950-52; 'J' Van 1949-50.
- 50874 F700. 12v.; double contact; single filament bulb; C.P.R.
Douglas Battery Vehicle 1950-51.
- 50877 S700 (right hand dip, Export). 12v.; double contact; C.P. finish; upright fixing.
A.F.N. 'Le Mans' 1951-52.
Allard 'J', 'J2' and 'J2X' 1952-55; 'J2R' 1956.
Citroen 15 and 23 1950-52.
H.R.G. 9 and 12 1951-52.
M.G. 1½ litre and 'Midget' 1949-52.
Morgan 'Plus Four' 1951-53.
Singer 9 1950-51.
- 50882 F700 (dip left). 12v.; double contact; C.P.R. Riley 1½ litre 1946-49; 2½ litre 1946-50.
- 50897 S700 (Export U.S.A.). 12v.; C.P. finish; upright fixing.
Allard 'J', 'J2' and 'J2X' 1949-51.
- 50900 PF770 (dip left). 12v.; double contact; C.P.R. Austin A135 1950.
- 50920 PF770 (dip left). 12v.; double contact; C.P.R. Bristol '401' 1951-53.
- 50933 PF770 (dip left). 12v.; double contact; C.P.R. Jaguar 2½ litre (later) 1951; 3½ litre 1952-54.
- A50933 PF770 (dip right, Export). As 50933 except for bulb.
Jaguar 3½ litre 1952-54.
- B50933 PF770 (vertical dip, Export). As 50933 except for bulb.
Jaguar 2½ litre (later) 1951; 3½ litre 1952-54.
- 50935 PF770EF (Export). 12v.; double contact; C.P.R.
Jaguar 2½ litre (later) 1951; 3½ litre 1952-54.
- 50936 PF770 (Export). C.P.R.; less light unit.
Jaguar 2½ litre (later) 1951; 3½ litre 1952-54.

HEADLAMPS



VEHICLE APPLICATION REFERENCE—continued

- 50941 F700 (dip left). 12v.; double contact; C.P.R. Allard 'P2', '21C' and '21Z' 1953-54. Austin A40 1953; A70 1952; A70 'Countryman'. Pick-up Truck and A90 (later) 1952. Commer 8 cwt. Van 1952; 'Express' Delivery Van and Pick-up Truck 1953; 25 cwt. 'Superpoise' Van and Medium Pick-up Truck MK. IV 1952-53; 5 and 7 ton Forward Control and 'Avenger' Coach (later) 1952. Hillman 'Minx' 1952-53. Humber 'Hawk', 'Imperial', 'Pullman' and 'Super Snipe' 1952-53. Jensen 4 litre 1952-54. Jowett 'Javelin' and De Luxe 1952-53. Karrier 'Bantam' 1952-53 and 1957-60. Lea Francis 14 and 18 1952; 4 Light Saloon and 2½ litre Sports 1952-53. Morris 'Minor' (later) 1952; 'Cowley' Van and Pick-up Truck (later) 1952; 'Oxford' and 'Six' (later) 1952. Sunbeam-Talbot '90' 1953. Triumph TR3 1958.
- 50942 PF770 (Export). C.P.R.; less light unit. A.F.N. 'Mille Miglia' 1951-54. Aston Martin DB2 1951-52. Frazer Nash 1955. Jowett 'Jupiter' 1951.
- 50947 SS700P. 6v.; E.B., C.P.R. finish; side bolt fixing. Barrett Invalid Carriage 1951-54. Invacar 1952-53. Light Delivery Vehicles 'Bi-van' 1949-51.
- 50967 F700 (vertical dip, Export). 12v.; double contact; C.P.R. Allard 'P2', '21C' and '21Z' 1953-54. Austin A40 1953. Commer 'Express' Delivery Van and Pick-up Truck 1953. Hillman 'Minx' 1953. Humber 'Hawk', 'Imperial', 'Pullman' and 'Super Snipe' 1953. Karrier 'Bantam' 1957-59. Sunbeam-Talbot '90' 1953. Triumph TR3 1958.
- 50973 F700 (dip right, Export). 12v.; double contact; C.P.R. Allard 'P2', '21C' and '21Z' 1953-54. Austin A40 1953. Commer 'Express' Delivery Van and Pick-up Truck 1953. Healey 'Tickford' 1951. Hillman 'Minx' 1953. Humber 'Hawk', 'Imperial', 'Pullman' and 'Super Snipe' 1953. Karrier 'Bantam' 1960. Sunbeam-Talbot '90' 1953. Triumph TR3 1958.
- 50977 F700EF (Export). 12v.; double contact; less bulb and front rim. Rover '75' 1950-51.
- 50981 PF700EF (Export). 12v.; double contact; C.P.R.; to take 3-pin bulb. Daimler 2½ and 3½ litre 1953; 'Regina' 1955.
- 50982 F700P (dip left). 12v.; double contact; C.P.R.; with pilot light. Healey 'Tickford' (later) 1951. Wolseley 'Four Fifty' 1949.
- 50983 F700P (vertical dip, Export). 12v.; double contact; C.P.R.; with pilot light. Aston Martin 2 litre 1947-50. Humber 'Hawk' and 'Super Snipe' 1949. Morris 'Cowley' Van and Pick-up Truck 1950-51; 'Oxford' and 'Six' 1948-51. Singer 'SM1500' 1949. Standard 'Vanguard' 1948-49. Wolseley 'Four Fifty' 1949-51.
- 50984 F700P-EF (vertical dip, Export). 12v.; double contact; C.P.R.; to take 3-pin bulb. Standard 'Vanguard' 1948-49.
- 50986 S700 (vertical dip, Export). 12v.; double contact; C.P. finish; upright fixing. A.F.N. 'Le Mans' 1951-52. Allard 'J', 'J2' and 'J2X' 1951-55; 'J2R' 1956. H.R.G. 9 and 12 1951-52. M.G. 1½ litre 1950-52; 'Midget' 1949-52. Morgan 'Plus Four' 1951-53. Singer 9 1950-51.
- 50987 S700EF (Export). 12v.; double contact; C.P. finish; upright fixing; to take 3-pin bulb; less bulb. Allard 'J', 'J2' and 'J2X' 1951-55; 'J2R' 1956. Singer 9 1950-51.
- 50988 S700 (dip left). 12v.; double contact; C.P. finish; upright fixing. A.C. Cars 16 1952-53. A.F.N. 'Le Mans' 1951-52.
- 50988—continued
Allard 'J', 'J2' and 'J2X' 1949-55; 'J2R' 1956. Dellow All Models 1952-57. H.R.G. 9 and 12 1951-52. M.G. 1½ litre Tourer 1949-50; 1½ litre Saloon and Tourer 1951-52; 'Midget' 1949-52. Morgan 'Plus Four' 1951-53. Singer 9 1950-51.
- 51023 S700 (dip left). 12v.; double contact; E.B., C.P.R. finish; upright fixing. A.F.N. 'Le Mans' 1953-54. Austin 101 Van 1958-60. M.G. 1½ litre and 'Midget' 1952-53. Morgan 'Plus Four' (later) 1953. Morris Commercial 15/20 cwt. (PV) 1950-53; 25/30 cwt. (LC3) 1950-52; CV Ambulance, CV11/40 and CV9/40 1950-51; 'J' Van 1951-57; 'JB' Van 1958-60.
- 51024 S700 (vertical dip, Export). 12v.; double contact; E.B., C.P.R. finish; upright fixing. Austin 101 Van 1958-59. M.G. 1½ litre and 'Midget' 1952-53. Morris Commercial 15/20 cwt. (PV) 1950-53; 25/30 cwt. (LC3) 1950-52; CV Ambulance, CV11/40 and CV9/40 1950-51; 'J' Van 1951-57; 'JB' Van 1958-59.
- 51025 S700 (dip right, Export). 12v.; double contact; E.B., C.P.R. finish; upright fixing. Austin 101 Van 1958-60. M.G. 1½ litre and 'Midget' 1952-53. Morris Commercial 15/20 cwt. (PV) 1950-53; 25/30 cwt. (LC3) 1950-52; CV Ambulance 1950-51; 'J' Van 1951-57; 'JB' Van 1958-60.
- 51026 S700 (dip left). 12v.; double contact; E.B., C.P.R. finish; upright fixing. A.F.N. 'Le Mans' 1952. Healey 'Silverstone' 1950. Jensen 'Jen-Tug' 1952-54. Morris Quarter Ton Van (G.P.O.) 1955-57. Morris Commercial 15/20 cwt. (PV), 25/30 cwt. (LC3), CV Ambulance, CV11/40, CV9/40, FV and FVO 1949-53; PP Coach and Petrol Tanker 1950-52; FVS and FVSO 1954; 'J' Van 1949-51.
- 51027 S700 (vertical dip, Export). 12v.; double contact; E.B., C.P.R. finish; upright fixing. A.F.N. 'Le Mans' 1952-54. Healey 'Silverstone' 1950. Morgan 'Plus Four' 1953-54. Morris Commercial 15/20 cwt. (PV), 25/30 cwt. (LC3), CV Ambulance, CV11/40, CV9/40 and 'J' Van 1951; FV and FVO 1949-53; PP Coach and Petrol Tanker 1951-52; FVSO 1954.
- 51029 S700 (dip left). 12v.; double contact; E.B., C.P.R. finish; upright fixing. Morris 'Oxford' Taxi and Hire Car 1951.
- 51033 F575 (vertical dip). 6v.; double contact; C.P.R. A.C. Invalid Carriage 1952-53.
- 51044 F575P (vertical dip). 6v.; double contact; C.P.R.; with pilot light. Hartnett Motors (Australia) 1953-56.
- 51054 PF770 (dip left). Double contact; C.P.R. Austin A135 1951-55.
- 51065 PF770 (dip left). 12v.; double contact; C.P.R. Armstrong Siddeley 'Sapphire' 1953-55; 'Sapphire 346' 1956-59. Aston Martin DB2 and DB2/4 1953-55. Daimler 2½ litre (except 'Consort') (Hooper bodies) 1951-53; 2½ litre 'Consort' (later) and 3 litre 1953; 'Regina' 1955. Healey 'Tickford' Abbot 1952-54. Jowett 'Jupiter' 1952-54. Lagonda 3 litre 1954-55.
- AS1065 PF770 (dip right, Export). As 51065 except for bulb. Armstrong Siddeley 'Sapphire' 1953. Daimler 2½ and 3 litre 1952-53; 'Regina' 1955. Jowett 'Jupiter' 1952-54.
- BS1065 PF770 (vertical dip, Export Europe, not France). As 51065 except for bulb. Armstrong Siddeley 'Sapphire' 1953. Daimler 2½ and 3 litre 1952-53; 'Regina' 1955. Jowett 'Jupiter' 1952-54.
- 51067 PF770 (Export). 12v.; C.P.R.; less light unit. Armstrong Siddeley 'Sapphire' 1953-55; 'Sapphire 346' 1956-59; ½ ton Pick-up Truck 1957. Aston Martin DB2 and DB2/4 1954-57. Jowett 'Jupiter' 1952-54. Lagonda 3 litre 1956-57.
- 51073 P700 (dip left). 12v.; double contact; natural finish rim. Rover '60' 1954-56; '75' and '90' 1952-56.
- 51076 S5575. 6v.; double contact; E.B., C.P.R. finish; side bolt fixing. Barrett 'Midget' 1954; 147 c.c. 1953-54; 197 c.c. 1955. Vernons Industries Invalid Carriage 1951-54.
- 51194 PF770EF (Export). Double contact; C.P.R.; to take 3-pin bulb; less body. Jaguar 2½ and 3½ litre 1949-51; XK120 1949-54.
- 51258 F700 (dip left). 12v.; double contact; C.P.R.; insulated return. Austin 2½ ton Petrol Tanker 1952-55.
- 51259 F700 (dip right, Export). 12v.; double contact; C.P.R.; insulated return. Austin 2½ ton Petrol Tanker 1952-55.
- 51292 RF770 (dip left). 12v.; double contact; C.P.R. Bentley 4½ litre and 'Continental' Sports 1952.
- 51295 RF770 (vertical dip, Export). 12v.; double contact; C.P.R. Bentley 4½ litre 1952-54; 'Continental' Sports 1952.
- 51296 RF770 (dip left). 12v.; double contact; C.P.R. Rolls-Royce 'Silver Dawn' 1953-55.
- 51336 F700 (dip left). 12v.; double contact; C.P.R. A.C. Cars 16 1950-52. Allard 'J', 'J2', 'J2X' and 'K3' 1955; 'K' and 'L' Models 1951; 'M' and 'P' Models 1949-51; 'P2' 1952-55; '21C' and '21Z' 1954-55. Alvis All Models 1951-55. Austin A30 1952-56; 'Seven' (850) 1959-60; A35 1957-60; A40 1952-54; A40 Sports 1951; A70 1951-52; A90 1949-52; Austin-Healey '100' and '100M' 1954-56; Taxi and Hire Car 1959-60. Bedford CA Van 1953-60; SH Fire Engine 1951-53; TA 1953-57; TC and TJ 1958-60. Bristol 2 litre 1947-48; '400' and '401' 1949-50. Commer 8 cwt. and 25 cwt. Van and 4½ ton 1950-51; 'Express' Delivery Van and Pick-up Truck 1953-55; 25 cwt. Forward Control 1952-56; 1½/1½ ton Forward Control Mk. V 1956-60; Medium Pick-up Truck Mk. IV 1951; 25 cwt. 'Superpoise' Van 1954-56; Medium Pick-up Truck Mk. IV 1954; ¾/1½ ton 'Superpoise' Van and Medium Pick-up Truck 1956-60; 2/3, 3/4 and 5 ton 1949-54; 'Commando' (Petrol) 1950-53; 2/5 and 3/5 ton 'Superpoise' Models and 7 ton Forward Control 1955-60; 1, 4, 5 and 6 ton Forward Control and 6 ton 'Superpoise' Models 1959-60; 3/4 and 5 ton 'Superpoise' 1952-54; 5 and 7 ton 1949; 5 and 7 ton Forward Control 1951-54; 5 ton Forward Control 1955-58; 10/12 ton Tractor 1957-60; 6½, 7 and 8 ton Tractor Trailer 1949-50; 'Avenger' Coach 1949-60; Fire Tender 1952-60. Daimler 'Conquest' ('Century') 1954-58; DC27 1949-54. Elva 'Courier' 1959-60. Healey 16 1948; 'Sportsmobile' 1949. Hillman 'Minx' 1949-51; 'Minx' 1953-55; 'Husky' 1955. Humber 'Hawk' and 'Super Snipe' 1950-51 and 1953-55; 'Imperial' and 'Pullman' 1949-51; 'Imperial' and 'Pullman' 1953-54. Jensen 4 litre 1951-52; 4 litre 1955; Lightweight 1954-55; 'Tempo 1500' 1958-60. Jowett 'Javelin' and De Luxe 1951-54. Karrier 'Bantam' 1951 and 1954-56; CK3 1949-52; 'Gamecock' 1953-60; 1½/1½ ton Passenger 1957-60. Lagonda 2½ litre 1949-52. Lanchester 14 1953; 'Sprite' 1955-56. Layton Sports Car 'Jomar' 1959-60. Lea Francis 2½ litre, 14 and 18, 4 and 6 Light Saloon 1950-54; 1½ litre Sports 1949. Morgan 'Plus Four' 1954-60; 'Four Four' 1956-60. Morris 'Minor' 1951-56 and (later) 1960; 'Mini-minor' (Export) 1959-60; 'Cowley' Van and Pick-up Truck 1950-53; 'Cowley' 1955-56; 'Oxford' and 'Six' 1951-56; 'Traveller' 1953-56; 'Hindustan' 1955-56; 'Isis' 1956; Quarter Ton and Half Ton Vans and Pick-up Truck 1954-56; Quarter Ton Van and Pick-up Truck (later) 1960. Reliant 'Regal' Car, 5 cwt. Van and 'Regent Four' Van 1959-60; 'Regent' Mk. II 1955-56. Riley 1½ and 2½ litre 1950; 'Pathfinder' 1955-57. Singer 'SM1500' 1949-54; 'Hunter' 1955. Smiths Delivery Vehicles 'Mobile Shop' 1956-58. Standard 8 and 10 1954-59; 'Companion' Estate Car, 6 cwt. Van and Pick-up Truck 1956-60; 'Pennant' 1958-59; 'Atlas' Van and Pick-up Truck 1959-60. Sunbeam 'Alpine' 1953. Sunbeam-Talbot '90' 1951 and 1953-54. Triumph 2-seater 1954; TR2 and TR3 1955-57. Vauxhall All Models (except 'Victor' and 'Envoy') 1950-60. Wolseley 'Four Fifty' 1951-53; 'Six Ninety' 1953-56.
- 51339 F700 (vertical dip, Export). 12v.; double contact; C.P.R. Allard 'K' and 'L' Models (later) 1951; 'P2' 1952-55; '21C' and '21Z' 1955. Alvis All Models 1951-57.

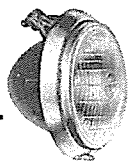
C.P. ... Chromium plated

C.P.R. ... Chromium plated rim

E.B. ... Ebony black

EF ... Export France

continued



HEADLAMPS

VEHICLE APPLICATION REFERENCE—continued

51339—continued

Austin A30 1952-56; A35 1957-59; A40 1952-54; A40 Sports 1951; A70 1951-55; A90 1949-52; Austin-Healey '100' and '100M' 1954-56; Taxi and Hire Car 1959.
Bedford SH Fire Engine 1951-53; TA 1953-57; TC and TJ 1958-60.
Bristol '400' and '401' 1949-50; '403' 1954.
Commer 8 cwt. Van 1950-52; 'Express' Delivery Van and Pick-up Truck 1953-55; 25 cwt. Forward Control 1952-56; 25 cwt. Medium Pick-up Truck and 1½/1 ton Forward Control 1956-59; 25 cwt. 'Superpoise' Van and Medium Pick-up Truck Mk. IV 1950-56; 2/3, 3/4 and 5 ton 1949-54; 'Commando' (Petrol) 1950-53; 2/5 and 3/5 ton 'Superpoise' Models 1955-59; 3/4 and 5 ton 'Superpoise' 1952-54; 1, 4, 5 and 6 ton Forward Control and 6 ton 'Superpoise' 1959; 5 and 7 ton 1949; 5 and 7 ton Forward Control 1950-54 and 1955-59; 10/12 ton Tractor 1957-59; 'Avenger' Coach 1953-59; Fire Tender 1952-59.
Daimler 2½ litre (except 'Consort') 1953; 'Conquest' ('Century') 1954-58; DC27 1949-54.
Healey 16 1948.
Hillman 'Minx' 1950-55; 'Husky' 1955.
Humber 'Hawk' and 'Super Snipe' 1950-55; 'Imperial' and 'Pullman' 1950-54.
Jaguar 2.4 litre 1956.
Jensen 4 litre 1951-55; Lightweight 1955.
Jowett 'Javelin' and De Luxe 1951-54.
Karrier 'Bantam' 1951-56; CK3 1949-52; 'Gamecock' 1953-59; 1½/1 ton Passenger 1957-59.
Lagonda 2½ litre 1949-52.
Lanchester 14 1952-53; 'Sprite' 1955-56.
Lea Francis 14 and 18 1950-54; 4 and 6 Light Saloon and 1½ litre Sports 1952-54.
Morgan 'Plus Four' 1954-58; 'Four Four' 1956-58.
Morris 'Minor' and 'Oxford' 1951-56; 'Cowley' Van and Pick-up Truck 1950-53; 'Cowley' 1955-56; 'Oxford' Traveller and 'Hindustan' 1953-56; 'Six' 1951-54; 'Isis' 1956; Quarter and Half Ton Vans and Pick-up Truck 1954-56.
Reliant 'Regal' Car and 5 cwt. Van 1959-60; 'Regent' Mk. II 1955-56; 'Regent Four' 1959.
Riley 1½ and 2½ litre 1950; 'Pathfinder' 1955-57.
Singer 'SM1500' 1951-54; 'Hunter' 1955.
Smiths Delivery Vehicles 'Mobile Shop' 1956-58.
Standard 8 and 10 1956-59; 'Companion' Estate Car, 6 cwt. Van and Pick-up Truck 1956-60; 'Pennant' 1958-59; 'Atlas' Van and Pick-up Truck 1959-60.
Sunbeam 'Alpine' 1953-55.
Sunbeam-Talbot '90' 1950-54.
Triumph 2-seater 1954; TR2 and TR3 1956-57.
Vauxhall All Models (except 'Victor' and 'Envoy') 1950-60.
Wolseley 'Four Fifty' 1951-53; 'Six Ninety' 1955-56.

51342 F700EF (Export). 12v.; double contact; C.P.R.; to take 3-pin bulb.

A.C. 16 1950.
Allard 'K' and 'L' Models 1951; 'P2' 1952-55; '21C' and '21Z' 1955.
Alvis All Models 1952-57.
Austin A30 1952-56; A35 1957-59; A40 1952-54; A40 Sports 1951; A70 1951-55; A90 1951-52; Austin-Healey '100' and '100M' 1954-56.
Commer 8 cwt. Van 1950-52; 'Express' Delivery Van and Pick-up Truck 1953-55; 25 cwt. Forward Control 1952-53; 25 cwt. 'Superpoise' Van and Medium Pick-up Truck, 2/3, 3/4, 5 and 7 ton Forward Control and 'Avenger' Coach 1951-54; 'Commando' (Petrol) 1951-53; 2/3 and 3/5 ton 'Superpoise' Models 1956-59; 6 ton 'Superpoise' Models 1959; 4/5 ton 1951; Fire Tender, 3/4 ton and 5 ton 'Superpoise' 1952-54.
Daimler 'Conquest' ('Century') 1954-58; DC27 1949-54.
Hillman 'Minx' 1950-55; 'Husky' 1955.
Humber 'Imperial' and 'Pullman' 1951-53; 'Pullman' 1954; 'Hawk' and 'Super Snipe' 1950-55.
Jaguar 2.4 litre 1956.
Jensen 4 litre 1951-55; Lightweight 1955.
Jowett 'Javelin' and De Luxe 1951-54.
Karrier 'Bantam' 1951-54; CK3 1951-52; 'Gamecock' 1953-54.
Lagonda 2½ litre 1951-52.
Lanchester 14 1952-53; 'Sprite' 1955-56.
Morgan 'Four Four' 1956-60.
Morris 'Minor' 1951-56; 'Cowley' Van and Pick-up Truck 1950-53; 'Cowley' 1955-56; 'Oxford' and 'Six' 1951-54; 'Traveller' and 'Hindustan' 1953-56; 'Isis' 1956; Quarter Ton and Half Ton Pick-up Trucks 1954-56.
Reliant 'Regal' Car 1953-60; 5 cwt. Van 1955-60; 'Regent' Mk. II 1955-56; 'Regent Four' Van 1959.
Riley 'Pathfinder' 1955-56.
Singer 'SM1500' 1949-54; 'Hunter' 1955.

51342—continued

Standard 8 and 10 1954-59; 'Companion' Estate Car, 6 cwt. Van and Pick-up Truck 1956-60; 'Pennant' 1958-59; 'Atlas' Van and Pick-up Truck 1959-60.
Sunbeam 'Alpine' 1953-55.
Sunbeam-Talbot '90' 1950-54.
Triumph 2-seater 1954; TR2 and TR3 1956-58.
Wolseley 'Four Fifty' 1951-53; 'Six Ninety' 1955-56.

51343 F700 (Export). 12v.; double contact; C.P.R.; less light unit.
Bristol 'X404' 1954.
Commer 'Express' Delivery Van and Pick-up Truck 1953-55; 25 cwt. 'Superpoise' Van and Medium Pick-up Truck, 2/3, 3/4 and 5 ton 'Superpoise' 5 and 7 ton Forward Control 1953-54; 'Commando' (Petrol) 1953; 2/5 and 3/5 ton 'Superpoise' Models 1955-60; 6 ton 'Superpoise' Models 1959-60; 5 ton Forward Control 1958; 7 ton Forward Control and 10/12 ton Tractor 1958-60; Fire Tender 1952-54.
Elva 'Courier' 1959-60.
Fairthorpe All Models 1958-60.
Hillman 'Minx' 1953-55; 'Husky' 1955.
Humber 'Imperial' and 'Pullman' (later) 1953; 'Pullman' 1954; 'Hawk' and 'Super Snipe' 1953-55.
Jaguar 2.4 litre 1956.
Morris 'Minor' 1953-56; 'Cowley' Van and Pick-up Truck 1953; 'Cowley' 1955-56; 'Oxford', 'Traveller' and 'Hindustan' 1953-56; 'Six' 1953-54; Quarter Ton and Half Ton Vans and Pick-up Truck 1954-56.
Reliant 'Regal' Car and 5 cwt. Van 1959-60; 'Regent' Mk. II 1955-56; 'Regent Four' Van 1959.
Riley 2½ litre (later) 1953; 'Pathfinder' 1953-57.
Singer 'SM1500' 1953-54; 'Hunter' and 'S' Model 1955-56.
Standard 8 and 10 1958-59; 'Companion' Estate Car, 6 cwt. Van and Pick-up Truck 1958-59; 'Pennant' 1958-59; 'Atlas' Van and Pick-up Truck 1959-60.
Sunbeam 'Alpine' 1953-55.
Sunbeam-Talbot '90' 1953-54.
Wolseley 'Six Ninety' 1955-56.

51344 F700 (dip left). 12v.; double contact; C.P.R.

A.C. 16 1948-49 and 1951-57; 'Petite' 1953-57.
Armstrong Siddeley 'Hurricane' and 'Lancaster' 1951-53; Utility 1951-52; 'Whitley' 1950-53; Limousine 1951.
Austin A40 1948-52; A40 Van, 'Countryman' and Pick-up Truck 1949-56; A40 Sports 1952-53; A70 1948-50; Austin-Healey 'Sprite' 1958-60; Cargo Truck 1954-55; 2 and 5 ton Trucks 1951-55; 3 ton 1955; 7 ton 1956-60; Series IVFG Trucks 1960; Coach 1950-55; Coach and 'Gipsy' 1958-60; 152 and 301 Ranges (except 301FC) 1957-60.
Beardmore Taxi 1955-58.
Bond 'Minicar' 1958.
Bristol '404' 1954-55.
Dodge Petrol Models 1950-60; Diesel P4 and R6 1958-60; P6 1951-60.
Douglas Battery Vehicle 1952-54.
Jowett 'Bradford' Van 1953-54.
Karrier CK3 1947-48.
Meynell All Models 1952.
M.G. 'Midget' 1954-55; MGA 1956-60; 'Magnette' 1954-59.
Morgan 'Plus Four' 1954.
Morris Commercial All LC Models 1953-60; NV, NVO and NVS 1951-54; FVSO12/5, FVS12/5, NVO12/3, NVO11/5, NV12/3, NVS12/3 and NVS13/5 1955; 'J2' 1957-60; LDI and LD2 1954-55; 3 ton 3KNC (G.P.O.) 1956-59; Series III Trucks 1956-60; Coach 1957-59; Series IV Trucks 1959-60.
Paramount Cars 1951-54.
Riley 1½ litre 1951-55; 2½ litre 1951-53; 'Pathfinder' 1954.
Rover '80' 1960; 'Landrover' 1951-60; Station Wagon 1951.
Trojan 15/20 cwt. Van 1954-60; 25 cwt. Van 1959-60.
Wolseley 'Four Forty-Four' 1953-56; 'Fifteen Hundred' 1958-60; 'Fifteen Fifty' 1957-59.

51346 F700 (vertical dip, Export). 12v.; double contact; C.P.R.

A.C. 16 (later) 1952 and 1953-57; 'Petite' 1953-57.
Armstrong Siddeley 'Hurricane' and 'Lancaster' 1951-53; Utility 1951-52; 'Whitley' 1951-53; Limousine 1951-52.
Austin A40 1948-52; A40 Van, 'Countryman' and Pick-up Truck 1948-56; A40 Sports 1952-53; A70 1948-50; Austin-Healey 'Sprite' 1958-59; Cargo Truck 1954; 2 and 5 ton Trucks 1951-55; 3 ton 1955; 7 ton 1956-59; Coach 1950-55; 152 Range 1957-59; 'Gipsy' and Coach 1958-59; 301 Range (except 301FC) 1957-60.

51346—continued

Dodge Petrol Models 1950-60; R6 and P4 (Diesel) 1958-60; P6 (Diesel) 1951-60.
Jowett 'Bradford' Van 1953-54.
Karrier CK3 1947-48.
Meynell All Models 1952.
M.G. 'Midget' 1954-55; MGA 1956-59; 'Magnette' 1954-59.
Morris Commercial All LC Models 1953-60; NV, NVO and NVS 1951-54; FVS12/5, NV12/3, NVO12/3, NVO11/5, NVS12/3 and NVS13/5 1955; 'J2' 1957-59; LDI and LD2 1954-55; Series III Trucks 1956-60; Series IV Trucks 1959-60.
Paramount Cars 1953-54.
Riley 1½ litre 1951-55; 2½ litre 1951-53; 'Pathfinder' 1954.
Rover '60' and '90' 1954-59; '75' 1952-59; '105' 1957-59; 'Landrover' 1951-59.
Trojan 15/20 cwt. Van 1958-60; 25 cwt. Van 1959-60.
Wolseley 'Four Forty-Four' 1953-56; 'Fifteen Hundred' 1958-59; 'Fifteen Fifty' 1957-59.

51369 F700P (dip left). 12v.; double contact; C.P.R.; with pilot light.
Allard 16 1947-48.
Armstrong Siddeley 'Hurricane' and 'Lancaster' 1946-50; 'Typhoon' 1948-50; Utility 1950.
H.R.G. 12 volt (Streamline) 1946.

51370 F700P (dip right, Export). 12v.; double contact; C.P.R.; with pilot light.
Armstrong Siddeley 'Hurricane', 'Lancaster' and 'Typhoon' 1948-50; Utility 1950.

51371 F700P (vertical dip, Export). 12v.; double contact; C.P.R.; with pilot light.
Armstrong Siddeley 'Hurricane', 'Lancaster' and 'Typhoon' 1948-50; Utility and 'Whitley' 1950.

51405 S700 (Export). 12v.; double contact; E.B., C.P.R. finish; upright fixing; less light unit.
M.G. 'Midget' 1953.

51411 F700EF (Export). 12v.; double contact; C.P.R.; to take 3-pin bulb; less bulb.
A.C. 16 1949 and 1951-57; 'Ace' Sports and 'Aecca' Coupé 1957-60.
Armstrong Siddeley 'Whitley' and Utility 1951; 'Hurricane' and 'Lancaster' 1951-53; Limousine 1951.
Austin A40 1948-52; A40 Van, 'Countryman' and Pick-up Truck 1948-56; A40 Sports 1952-53; A70 1948-50; Austin-Healey 'Sprite' 1958-59; Cargo Truck 1954; 2 and 5 ton Trucks 1951-55; 3 ton 1955; 7 ton 1956-59; Coach 1950-55; Coach and 'Gipsy' 1958-59; 152 Range 1957-59.
Jowett 'Bradford' Van 1953-54.
Meynell All Models 1952.
M.G. 'Midget' 1954-55; MGA 1956-59; 'Magnette' 1954-59.
Morris Commercial 'J2' 1957-59; Series III Trucks 1956-59; Coach 1959; Series IVFF Trucks 1958-59.
Paramount Cars 1953.
Riley 1½ litre 1951-55; 2½ litre 1951-53; 'Pathfinder' 1954-57.
Rover '60' 1954-59; '75' and '90' 1952-59; '105' 1957-59; 'Landrover' 1951-59.
Wolseley 'Four Forty-Four' 1953-56; 'Fifteen Hundred' 1958-59; 'Fifteen Fifty' 1957-59.

51417 F700 (dip left). 12v.; double contact; C.P.R.
Standard 'Vanguard' 1950-57.
Sunbeam-Talbot '90' 1952.
Triumph 'Mayflower' 1950-53.

51419 F700 (vertical dip, Export). 12v.; double contact; C.P.R.
Standard 'Vanguard' 1950-57.
Triumph 'Mayflower' 1950-53.


51420 F700EF (Export). 12v.; double contact; C.P.R.; to take 3-pin bulb; less bulb.
Standard 'Vanguard' 1950-57.
Triumph 'Mayflower' 1950-53.

51423 RF700EF (vertical dip, Export). 12v.; double contact; C.P. finish, to take 3-pin bulb.
Rolls-Royce 'Silver Dawn' 1953-55.

51467 F700 (Export). 12v.; double contact; C.P.R.; less light unit.
Austin 301 range (except 301FC) 1959.
M.G. 'Midget' 1954-55; MGA 1956-60; 'Magnette' 1955-59.
Morris Commercial 'J2' 1957-59; Series III Trucks and Coach 1959.
Rover '60' and '90' 1954-59; '75' 1953-59; '105' 1957-59; 'Landrover' 1951-60.
Wolseley 'Four Forty-Four' 1956; 'Fifteen Fifty' 1957-59.

51468 F700 (dip left). 12v.; double contact; less rim.
Austin 'Champ' (Civilian) 1954-56.
Rover '75' 1950-51.
Victor Electric Battery Vehicle 1952-55.

HEADLAMPS



VEHICLE APPLICATION REFERENCE—continued

51469 F700 (dip right, Export). 12v.; double contact; less rim.
Austin 'Champ' (Civilian) 1954-56.
Rover '75' and '90' 1950-51.

51470 F700 (vertical dip, Export). 12v.; double contact; less rim.
Austin 'Champ' (Civilian) 1954-56.
Rover '75' 1950-51.

51471 F700EF (Export). 12v.; double contact; to take 3-pin bulb; less rim.
Austin 'Champ' (Civilian) 1954-56.

51472 PF770LR (vertical dip, Export). 12v.; double contact; C.P.R.
Jaguar 3½ litre 1953.

51473 MBL140 (dip left). 12v.; double contact; C.P. finish; upright fixing.
Citroen 15 and 23 1953-55.

51477 F700 (dip left). 24v.; double contact; C.P.R. Bedford SBO, SLO-SSO and SAO 1954-56.
Commer 6 ton 'Superpoise' (Diesel) 1959-60; 5 ton 'Superpoise' and 'Avenger' 1954-60.

51478 PF770 (vertical dip, Export). 12v.; double contact; C.P.R.
Jaguar XK120 1952-54.

51479 PF770 (vertical dip, Export). 12v.; double contact; C.P.R.
Jaguar 3½ litre 1953-54.

51480 PF770 (vertical dip, Export). 12v.; double contact; C.P.R.
Jaguar XK120 1952-54.

51482 PF770 (dip right, Export). 12v.; double contact; C.P.R.
Armstrong Siddeley 'Sapphire' 1953-55; 'Sapphire 346' 1956-59.
Aston Martin DB2/4 1955-57; DB Mk. III 1959.
Lagonda 3 litre 1956-58.

51483 PF770 (Export, vertical dip). 12v.; double contact; C.P.R.
Armstrong Siddeley 'Sapphire' 1953-55; 'Sapphire 346' 1956-59.

51484 PF770EF (vertical dip, Export). 12v.; double contact; C.P.R.; to take 3-pin bulb.
Armstrong Siddeley 'Sapphire' 1953-55; 'Sapphire 346' 1956-59.
Austin A135 1951-55.
Jowett 'Jupiter' 1953-54.

51490 F700 (dip right, Export). 24v.; double contact; C.P.R.
Bedford SBO, SLO-SSO and SAO 1954-56.
Commer 5 ton 'Superpoise' 1954-60; 6 ton 'Superpoise' (Diesel) 1959-60; 'Avenger' 1955-60.

51492 F700 (vertical dip, Export). 24v.; double contact; C.P.R.
Bedford SBO, SLO-SSO and SAO 1954-56.
Commer 5 ton 'Superpoise' 1954-60; 6 ton 'Superpoise' (Diesel) 1959-60; 'Avenger' 1955-60.

51493 RF770 (dip left). 12v.; double contact; C.P.R.
Bentley 4½ litre 1953-54.

51495 PF770 (dip right, Export). 12v.; double contact; C.P.R.
Armstrong Siddeley 'Sapphire' 1953-55; 'Sapphire 346' 1956-59.

51496 F700 (dip left). 6v.; double contact; C.P.R.
Reliant 'Regal' Car 1953-58; 5 cwt. Van 1955-59.

51498 F700 (dip right, Export). 6v.; double contact; C.P.R.
Reliant 'Regal' Car 1953-58; 5 cwt. Van 1955-58.

51505 F700 (Export). 12v.; double contact; C.P.R.; less light unit.
Alfa Romeo 'Giulietta' 1957-60; T10 Van (Petrol) 1958-60.
Nash 'Metropolitan' 1954-60.

51507 PF700 (vertical dip, Export). 12v.; double contact; C.P.R.
Jaguar 3½ litre 1955-58; Mk. VIII 1957-59; Mk. IX 1959-60; XK140 1955-57; XK150 1958-60.

51509 F700 (dip right, Export). 12v.; double contact; C.P.R.
Allard 'K', 'L', 'M' and 'P' Models (later) 1951; 'P2' 1952-55; 'K3', '21C' and '21Z' 1954-55.
Alvis All Models 1951-60.
Austin A30 1952-56; A35 1957-60; A40 1952-54; A40 Sports 1951; A70 1952-55; A90 1949-52; Austin-Healey '100' and '100M' 1954-56; 'Seven' (850), Taxi and Hire Car 1959-60.
Bedford CA Van 1953-60; SH Fire Engine 1951-53; TA 1953-57; TC and TJ 1958-60.
Bristol '400' and '401' 1949-50; '403' 1954.

51509—continued

Commer 8 cwt. Van 1950-52; 'Express' Delivery Van and Pick-up Truck 1953-55; 25 cwt. Forward Control 1952-56; 1 and 1½ ton Forward Control 1956-60; 25 cwt. 'Superpoise' Van and Medium Pick-up Truck Mk. IV 1950-60; 2/3 and 3/4 ton 1949-54; 4/5 ton 1949-51; 'Commando' (Petrol) 1950-53; 2/5 and 3/5 ton 'Superpoise' and 7 ton Forward Control 1955-60; 4/5 ton 1950-51; 3/4 and 5 ton 'Superpoise' 1952-54; 4, 5 and 6 ton Forward Control and 6 ton 'Superpoise' 1959-60; 5 and 7 ton 1949; 5 and 7 ton Forward Control 1950-54; 5 ton Forward Control 1955-58; 10/12 ton Tractor 1957-60; 6½ and 7 ton 1949-50; 8 ton Tractor Trailer 1950; 'Avenger' Coach 1949-60; Fire Tender 1952-60.
Daimler 'Conquest' ('Century') 1954-58; DC27 1949-54.
Frisky 1958-59.
Healey 16 1948.
Hillman 'Minx' 1950-52 and (later) 1953-55.
Humber 'Hawk' and 'Super Snipe' 1950-55; 'Imperial' and 'Pullman' 1950-54.
Jensen 4 litre 1951-55; Lightweight 1955.
Jowett 'Javelin' De Luxe 1951-54.
Karrier 'Bantam' 1951-59; CK3 1949-52; 'Gamecock' 1953-60; 1½ ton Passenger 1957-60.
Lagonda 2½ litre 1949-52.
Lanchester 14 1952-53; 'Sprite' 1955-56.
Lea Francis 14 1950-54; 14 and 18 (4 and 6 Light) Saloons 1951-54; 1½ litre Sports 1952-54.
Morgan 'Plus Four' 1954-60; 'Four Four' 1956-60.
Morris 'Minor' 1951-56 and (later) 1960; 'Mini-minor' 1959-60; 'Cowley' Van and Pick-up Truck 1950-53; 'Cowley' 1955-56; 'Oxford' 1949-56; 'Traveller' 1953-56; 'Hindustan' 1955-56; 'Six' 1948-54; Quarter Ton and Half Ton Vans and Pick-up Truck 1954-56 and (later) 1960.
Morrison Electriccars 25 cwt. B1/LH 1955-56.
Reliant 'Regal' Car, 5 cwt. Van and 'Regent Four' Van 1959-60; 'Regent' Mk. II 1955-56.
Riley 1½ and 2½ litre 1950; 'Pathfinder' 1955-56.
Singer 'SM1500' 1949-54; 'Hunter' 1955-56.
Smiths Delivery Vehicles 'Mobile Shop' 1956-58.
Standard 8 and 10 1954-59; 'Companion' Estate Car, 6 cwt. Van and Pick-up Truck 1956-60; 'Pennant' 1958-59; 'Atlas' Van and Pick-up Truck 1959-60.
Sunbeam 'Alpine' 1953-57.
Sunbeam-Talbot '90' 1950-54.
Triumph 2-seater 1954; TR2 1955-56; TR3 1956-57.
Vauxhall All Models (except 'Victor' and 'Envoy') 1950-60.
Wolsley 'Four Fifty' 1951-53.

51515 F700 (dip left). 12v.; double contact; C.P.R.
Austin A40 1955-57; A90 and A95 1955-56; All LD Models 1955-60; LCFO 1958; 301FC 1959; 3 and 5 ton 1956-59; 4 ton 1957-59; 3 ton (303) 4 ton (403) and 5 ton (503) 1960; 5 ton (504) 1959-60; Coach 1957.
Morris Commercial All LD Models 1956-60; LCFO 1958-59.

51516 F700 (dip right, Export). 12v.; double contact; C.P.R.
Austin A40, A90 and A95 1955-56; LD Models 1955-60; LCFO 1958; 301FC 1959; 3 and 5 ton 1956-59; 4 ton 1957-59; 3 ton (303) 4 ton (403) and 5 ton (503) 1960; 5 ton (504) 1959-60; Coach 1957.
Morris Commercial All LD Models 1956-60; LCFO 1958-59.

51517 F700 (vertical dip, Export). 12v.; double contact; C.P.R.
Austin A40 1955-57; A90 and A95 1955-56; All LD Models 1955-60; LCFO 1958; 301FC 1959; 3 and 5 ton 1956-59; 4 ton 1957-59; 5 ton (504) 1959-60; Coach 1957.
Morris Commercial All LD Models 1957-59; LCFO 1958-59.

51518 F700EF (vertical dip, Export). 12v.; double contact; C.P.R.; to take 3-pin bulb.
Austin A40 1955-57; A90 and A95 1955-56; All LD Models 1955-59; LCFO 1958; 5 ton (504) and 301FC 1959; 3 and 5 ton 1956-59; 4 ton 1957-59; Coach 1957.
Morris Commercial All LD Models 1957-59; LCFO 1958-59.

51529 F700 (vertical dip, Export). 12v.; double contact; C.P.R.
Standard 'Vanguard' 1954-57.

51530 F700 (dip right, Export). 12v.; double contact; C.P.R.
Standard 'Vanguard' 1950-57.
Triumph 'Mayflower' 1950-53.

51533 F700 (dip right, Export). 12v.; double contact; C.P.R.
A.C. Cars 16 (later) 1952-57; 'Petite' 1953-57.
Armstrong Siddeley 'Hurricane' and 'Lancaster' 1951-53; Utility and Limousine 1951-52; 'Whitley' 1950-53.
Austin A40 1948-51; A40 Van, 'Countryman' and Pick-up Truck 1949-56; A40 Sports 1952-53; A70 1948-50; A90 1949; Austin-Healey 'Sprite' 1958-60; Cargo Truck 1954; 2 and 5 ton Trucks 1951-55; 3 ton 1955; 7 ton 1956-60; Series IVFG Trucks 1960; Coach 1950-55; Coach and 'Gipsy' 1958-60; 152 Range 1959-60; 301 Range (except 301FC) 1957-60.
Dodge Petrol Models (later) 1951-60; Diesel Models (Perkins engines) 1951-60.
Jowett 'Bradford' Van 1953-54.
Karrier CK3 1947-48.
Meynell All Models 1952.
M.G. 'Midget' 1954-55; MGA 1956-60; 'Magnette' 1954-59.
Morris Commercial All LC Models 1953-60; NV 1954; NVO and NVS 1951-54; FVS12/5, FVSO12/5, NVO12/3, NVO11/5, NV12/3, NVS12/3 and NVS13/5 1955; 'J2' 1957-60; LD1 and LD2 1954-55; Series III Trucks 1956-60; Coach 1957-59; Series IV Trucks 1959-60.
Paramount Cars 1953-54.
Riley 1½ litre 1951-55; 2½ litre 1951-53; 'Pathfinder' 1954.
Rover '60' 1954-59; '75' 1952-59; '90' 1954-59; '105' 1957-59; '80' and '100' 1960; 'Landrover' 1951-60.
Swallow Coachbuilding 'Doretta' 1954-55.
Wolsley 'Four Forty-Four' 1955-56; 'Fifteen Hundred' 1958-60; 'Fifteen Fifty' 1957-59.

51534 F700LR (vertical dip, Export). 12v.; double contact; C.P.R.
A.C. Cars 'Ace' and 'Aceca' 1957-60.
Aston Martin DB4GT 1960.
Cooper 'Monaco' Sports 1959-60.

51535 F700LR (vertical dip, Export). 12v.; double contact; C.P.R.
Allard 'J', 'J2' and 'J2X' 1955.
Daimler 'Conquest' Roadster and Drophead Coupé 1954-57.
Frazer Nash (alternative) 1955.
Jensen '541' 1959-60.
Standard 8 and 10 1954-59; 'Companion' Estate Car, 6 cwt. Van and Pick-up Truck 1959-60; 'Pennant' 1958-59; 'Atlas' Van and Pick-up Truck 1959-60.
Triumph 2-seater 1954; TR2 and TR3 1955-57.

51536 F700 (vertical dip, Export). 12v.; double contact; C.P.R.
Standard 8 and 10 1954-59; 'Companion' Estate Car, 6 cwt. Van and Pick-up Truck 1956-60; 'Pennant' 1958-59; 'Atlas' Van and Pick-up Truck 1959-60.
Triumph 2-seater 1954; TR2 and TR3 1955-57.

51537 F700LR (vertical dip, Export). 12v.; double contact; C.P.R.
Standard 'Vanguard' 1954-57.

51538 P700 (dip left). 12v.; double contact; C.P.R.
A.C. Cars 'Ace' Sports and 'Aceca' Coupé 1955-60.
M.G. 'Magnette' 1954-59.
Riley 1½ litre (alternative) 1954-55; 'Pathfinder' 1954.
Rover '60', '75' and '90' 1957-59; '105' 1959; '100' 1960.
Swallow Coachbuilding 'Doretta' 1954-55.


51546 P700 (dip left). 12v.; double contact; C.P.R.
Bristol '405' 1955-58.
Humber 'Super Snipe' 1955.
Jensen 4 litre De Luxe 1955; '541' 1954-58.
Riley 'Pathfinder' 1957.
Sunbeam 'Alpine' 1954-55.
Sunbeam-Talbot '90' 1954.
Triumph 2-seater 1954; TR2 and TR3 1955-57.

51553 PF770LR (vertical dip). 12v.; double contact; C.P.R.
Armstrong Siddeley 'Sapphire' 1954-55; 'Sapphire 346' 1956-59.

51560 PF770LR (vertical dip). 12v.; double contact; C.P.R.
Aston Martin DB2 1954; DB2/4 1956-57; DB3/S 1956; DB Mk. III 1959.
Lagonda 3 litre 1956-58.

51561 PF770EF (vertical dip, Export). 12v.; double contact; C.P.R.; to take 3-pin bulb.
Aston Martin DB2 1954; DB2/4 1956-57.
Lagonda 3 litre 1956-58.

51562 PF700 (Export). 12v.; double contact; C.P.R.; less light unit.
Jaguar 3½ litre 1955-58; XK140 and XK150 1955-59.



HEADLAMPS

VEHICLE APPLICATION REFERENCE—continued

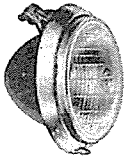
- 51563 PF700EF (vertical dip, Export). 12v.; double contact; C.P.R.; to take 3-pin bulb. Jaguar 3½ litre, Mk. VIII and Mk. IX 1955-60; XK140 and XK150 1955-56.
- 51564 PF700 (vertical dip, Export). 12v.; double contact; C.P.R. Jaguar 3½ litre, Mk. VIII and Mk. IX 1955-60; XK140 and XK150 1955-60.
- 51565 PF700 (vertical dip, Export). 12v.; double contact; C.P.R. Jaguar Mk. VIII and Mk. IX 1957-60; XK140 and XK150 1955-60.
- 51587 F700 (Export). 12v.; double contact; less light unit and rim. Jowett 'Javelin' De Luxe 1953. Rover '75' 1951.
- 51591 F700LR-EF (vertical dip, Export). 12v.; double contact; C.P.R.; to take 3-pin bulb. Bristol '403' 1954. Daimler 'Conquest' 1954-57.
- 51592 F700P (dip left). 12v.; double contact; C.P.R.; with pilot light. Allard 16 1948-49; 'K' and 'L' Models 1949-50. Aston Martin 2 litre 1947-50. Healey 16 1949. Humber 'Hawk' 1949; 'Imperial' and 'Pullman' 1948; 'Super Snipe' 1947-49. Lea Francis 1½ and 2½ litre Sports 1949-50. Morris 'Cowley' Van and Pick-up Truck 1950-51; 'Oxford' and 'Six' 1948-51. Singer 'SM1500' 1949-50. Standard 'Vanguard' 1948-49. Tornado 'Typhoon' 1959-60. Wolseley 'Four Fifty' 1949-51.
- 51596 P700 (dip left). 12v.; double contact; C.P.R. Allard 'K3' 1954; 'P2' (alternative) 1953-55. Alvis All Models (alternative) 1954-57. Austin A40 Van, 'Countryman' and Pick-up Truck 1953-56. Bristol '401' 1953; '403' 1954. Riley 'Pathfinder' 1955-56.
- 51602 F700 (dip left). 12v.; double contact; C.P.R. Bentley 'Continental' Sports and Sports Saloon 1955-56; 'Continental' Sports and Model 'S' 1957-59.
- 51603 F700 (dip right, Export). 12v.; double contact; C.P.R. Bentley 'Continental' Sports and Sports Saloon 1955-56; 'Continental' Sports and Model 'S' 1957-59; 'Continental' Sports and Model 'S2' 1960.
- 51604 F700 (vertical dip, Export). 12v.; double contact; C.P.R. Bentley 'Continental' Sports and Sports Saloon 1955-56; 'Continental' Sports and Model 'S' 1957-59. Rolls-Royce 'Silver Wraith' and 'Silver Cloud' 1956-59.
- 51605 F700EF (vertical dip, Export). 12v.; double contact; C.P.R.; to take 3-pin bulb. Bentley Sports Saloon 1955-56; 'Continental' Sports 1955-59. Rolls-Royce 'Silver Wraith' 1956-59.
- 51606 F700 (dip right, Export). 12v.; double contact; C.P.R. Bentley 'Continental' Sports and Sports Saloon 1955-56; 'Continental' Sports and Model 'S' 1957-59; 'Continental' Sports and 'S2' Model 1960. Rolls-Royce 'Silver Wraith' and 'Silver Cloud' 1956-59; 'Silver Cloud' and 'Phantom' 1960.
- 51607 F700 (Export). 12v.; double contact; C.P.R.; less light unit. Bentley 'Continental' Sports and Sports Saloon 1955-56; 'Continental' Sports and Model 'S' 1957-59. Rolls-Royce 'Silver Wraith' and 'Silver Cloud' 1956-59.
- 51639 F700 (dip left). 24v.; double contact; C.P.R. Dodge 24 volt Models 1954-60.
- 51640 F700 (dip right, Export). 24v. double contact; C.P.R. Dodge 24 volt Models 1954-60.
- 51641 F700 (vertical dip, Export). 24v.; double contact; C.P.R. Dodge 24 volt Models 1954-60.
- 51644 ML143 (dip left, L.H.). 12v.; double contact; E.B., C.P.R. finish; 90° fixing. Austin Taxi and Hire Car 1955-58.
- 51645 ML143 (dip left, R.H.). 12v.; double contact; E.B., C.P.R. finish; 90° fixing. Austin 10 1946; Taxi 1948-58; Hire Car 1952-55; 2 and 5 ton Trucks 1949-50; Coach 1947-49.
- 51646 PF770 (dip right, Export). 12v.; double contact; C.P.R. Daimler 'Empress' and 'Regency' 1955; 'One-O-Four' 1956-59; 4½ litre 1956-60; 'Majestic' 1959-60.
- 51670 F709 (dip left). 12v.; double contact; C.P.R. Standard 'Vanguard' 1956; 'Ensign' 1958.
- 51671 ML143 (dip right, L.H., Export). 12v.; double contact; C.P. finish; 90° fixing. Austin Hire Car 1956-58.
- 51672 ML143 (dip right, R.H., Export). 12v.; double contact; C.P. finish; 90° fixing. Austin Hire Car 1956-58.
- 51673 ML143 (vertical dip, L.H., Export). 12v.; double contact; C.P. finish; 90° fixing. Austin 10 1946-47; Hire Car 1956-58.
- 51674 ML143 (vertical dip, R.H., Export). 12v.; double contact; C.P. finish; 90° fixing. Austin 10 1946-47; Hire Car 1951-54 and 1956-58.
- 51675 ML143EF (vertical dip, L.H., Export). 12v.; double contact; C.P. finish; 90° fixing; to take 3-pin bulb; less bulb. Austin Hire Car 1956-58.
- 51676 ML143EF (vertical dip, R.H., Export). 12v.; double contact; C.P. finish; 90° fixing; to take 3-pin bulb. Austin Hire Car 1956-58.
- 51677 ML143 (dip left, L.H.). 12v.; double contact; C.P. finish; 90° fixing. Austin Hire Car 1956-58.
- 51678 ML143 (dip left, R.H.). 12v.; double contact; C.P. finish; 90° fixing. Austin 10 1947; Hire Car 1950-52 and 1956-58.
- 51682 S700 (Export). 12v.; double contact; E.B., C.P.R. finish; upright fixing; less light unit. Austin 101 Van 1958-59. Morris Commercial 'J' Van 1956-57; 'JB' Van 1958-60.
- 51698 PF700 (dip left). 12v.; double contact; C.P.R. Daimler 'Empress' and 'Regency' 1955; 'One-O-Four' 1956-59; 4½ litre 1956-60; 'Majestic' 1959-60.
- 51699 PF700 (dip right, Export). 12v.; double contact; C.P.R. Daimler 'Empress' and 'Regency' 1955; 'One-O-Four' 1956-59; 4½ litre 1956-60; 'Majestic' 1959-60.
- 51700 PF700 (vertical dip, Export). 12v.; double contact; C.P.R. Daimler 'Empress' and 'Regency' 1955; 'One-O-Four' 1956-59; 4½ litre 1956-60; 'Majestic' 1959-60.
- 51701 PF700EF (vertical dip, Export). 12v.; double contact; C.P.R.; to take 3-pin bulb. Daimler 'Empress' and 'Regency' 1955; 'One-O-Four' 1956-59; 4½ litre 1956-60; 'Majestic' 1959-60.
- 51730 F700 (dip left). 12v.; double contact; C.P.R. Rolls-Royce 'Silver Wraith' and 'Silver Cloud' 1956-59.
- 51736 F700 (dip left). 12v.; double contact; C.P.R. Commer 'Express' Delivery Van and Pick-up Truck 1956-60; 'Cob' 1957; ½ ton Forward Control Van and Passenger Chassis 1960. Hillman 'Minx' 1956; 'Husky' Series I 1956-57. Humber 'Hawk' 1956-57. Morris 'Cowley' 1957-59; 'Isis' 1957-58; 'Minor' and Quarter and Half Ton Vans 1957-60. Singer 'Hunter' and 'S' Models 1956. Sunbeam 'Alpine' 1956-57. Wolseley 'Six Ninety' 1957-59.
- 51737 F700 (dip right, Export). 12v.; double contact; C.P.R. Commer 'Express' Delivery Van and Pick-up Truck 1956. Hillman 'Minx' 1956. Humber 'Hawk' and 'Super Snipe' 1956. Morris 'Cowley' 1957-59; 'Isis' 1957-58; 'Minor' and Quarter and Half Ton Vans 1957-60. Singer 'Hunter' and 'S' Model 1956. Wolseley 'Six Ninety' 1957-59.
- 51738 F700 (vertical dip, Export). 12v.; double contact; C.P.R. Commer 'Express' Delivery Van and Pick-up Truck 1956-59; 'Cob' 1957. Hillman 'Minx' 1956; 'Husky' 1958. Humber 'Hawk' and 'Super Snipe' 1956-57. Jaguar 2.4 litre 1957-60; 3.4 and 3.8 litre 1958-60. Morris 'Isis' 1957-58; 'Minor', 'Cowley' and Quarter and Half Ton Vans 1957-59. Singer 'Hunter' and 'S' Model 1956. Sunbeam 'Alpine' 1956-57. Wolseley 'Six Ninety' 1957-59.
- 51739 F700EF (vertical dip, Export). 12v.; double contact; C.P.R.; to take 3-pin bulb; less bulb. Commer 'Express' Delivery Van and Pick-up Truck 1956-59; 'Cob' 1957. Hillman 'Minx' 1956; 'Husky' 1956-57. Humber 'Hawk' 1956-57. Morris 'Isis' 1957-58; 'Minor', 'Cowley' and Quarter and Half Ton Vans 1957-59. Sunbeam 'Alpine' 1956-57. Wolseley 'Six Ninety' 1957-59.
- 51741 F700 (Export). 12v.; double contact; C.P.R.; less light unit. Commer 'Express' Delivery Van and Pick-up Truck 1956-60; 'Cob' 1957. Hillman 'Minx' 1956; 'Husky' 1956-57. Humber 'Hawk' and 'Super Snipe' 1956-57. Jaguar 2.4 litre 1957-59; 3.4 litre 1958-59. Morris 'Isis' 1957-58; 'Minor', 'Cowley' and Quarter and Half Ton Vans and Pick-up Truck 1957-60. Sunbeam 'Alpine' 1956-57. Wolseley 'Six Ninety' 1957-59.
- 51742 F700 (dip left). 12v.; double contact; C.P.R. Humber 'Hawk' and 'Super Snipe' 1956-57. Sunbeam 'Alpine' 1956-57.
- 51752 F700 (dip right, Export). 12v.; double contact; C.P.R. Rolls-Royce 'Silver Wraith' and 'Silver Cloud' 1956-59; 'Silver Cloud' and 'Phantom' 1960.
- 51762 J700 (dip left). 12v.; double contact; C.P.R. Jaguar 3½ litre 1955; Mk. VIII and Mk. IX 1957-60; XK140 and XK150 1955-60.
- 51763 J700 (dip right, Export). 12v.; double contact; C.P.R. Jaguar 3½ litre 1955-58; Mk. VIII and Mk. IX 1957-60; XK140 and XK150 1955-60.
- 51766 F700 (vertical dip, Export). 12v.; double contact; C.P.R. Jaguar XK-SS 1958.
- 51767 F700 (dip left). 12v.; double contact; C.P.R. Jaguar 2.4 litre 1956-58; 3.4 litre 1958.
- 51769 MCF575 (vertical dip). 6v.; double contact; C.P.R. Tippen Invalid Carriage 1955-56.
- 51777 F700 (dip left). 12v.; double contact; C.P.R.; peaked. Commer 'Cob' Series II 1960. Hillman 'Minx' 1957-59; 'Husky' Series II 1960.
- 51779 F700 (Export). 12v.; double contact; C.P.R.; less light unit. Commer 'Cob' Series II 1960. Hillman 'Minx' 1957-59; 'Husky' Series II 1960.
- 51784 F700 (Export). 12v.; double contact; C.P.R.; less light unit. Austin All LD Models, LCFO and 301FC 1958-59. Morris Commercial All LD Models 1956-59; LCFO 1958-59.
- 51785 F700EF (Export). 12v.; double contact; C.P.R.; peaked; to take 3-pin bulb; less bulb. Hillman 'Minx' 1957-59.
- 51791 F700 (dip right, Export). 12v.; double contact; C.P.R. Jaguar 2.4 litre 1956-60; 3.4 litre 1958.
- 51792 F700 (vertical dip, Export). 12v.; double contact; C.P.R. Jaguar 3.4 and 3.8 litre 1958-60.
- 51794 F700 (dip left). 12v.; double contact; C.P.R. Sunbeam 'Rapier' 1956-57.
- 51795 F700 (dip right, Export). 12v.; double contact; C.P.R. Sunbeam 'Rapier' 1956.
- 51796 F700EF (vertical dip, Export). 12v.; double contact; to take 3-pin bulb; less bulb. Singer 'Gazelle' 1958-59. Sunbeam 'Rapier' 1956-57.
- 51797 F700 (Export). 12v.; double contact; C.P.R.; less light unit. Singer 'Gazelle' 1957-59. Sunbeam 'Rapier' 1956-57.
- 51808 PF700 (dip left). 12v.; double contact; C.P.R. Austin A135 1956; Ambulance and Hearse 1956-59.
- 51810 PF700 (dip right, Export). 12v.; double contact; C.P.R. Austin A135 1956; Ambulance and Hearse 1956-59.
- 51811 PF700 (vertical dip, Export). 12v.; double contact; C.P.R. Austin A135 1956; Ambulance and Hearse 1956-59.
- 51812 PF700EF (vertical dip, Export). 12v.; double contact; to take 3-pin bulb; less bulb. Austin A135 1956; Ambulance and Hearse 1956-59.

HEADLAMPS



VEHICLE APPLICATION REFERENCE—continued

- 51816 F700 (vertical dip, Export). 12v.; double contact; C.P.R.
Bentley Sports Saloon 1955-56; 'Continental' Sports 1955-59; Model 'S' 1957-59.
Rolls-Royce 'Silver Wraith' and 'Silver Cloud' 1956-59.
- 51878 F700 (dip left). 12v.; double contact; C.P.R.; insulated return.
Austin 3/4 and 3/5 ton Tanker 1957-60.
- 51879 F700 (dip right, Export). 12v.; double contact; C.P.R.; insulated return.
Austin 3/4 and 3/5 ton Tanker 1957-60.
- 51880 F700 (vertical dip, Export). 12v.; double contact; C.P.R.; insulated return.
Austin 3/4 and 3/5 ton Tanker 1957-60.
- 51882 F700 (dip left). 12v.; double contact; C.P.R.; insulated return.
Austin 7 ton Tanker 1958.
Morris Commercial Tanker 1957-60.
- 51883 F700 (dip right, Export). 12v.; double contact; C.P.R.; insulated return.
Austin 7 ton Tanker 1958.
Morris Commercial Tanker 1957-60.
- 51884 F700 (vertical dip, Export). 12v.; double contact; insulated return.
Austin 7 ton Tanker 1958.
Morris Commercial Tanker 1957-60.
- 51886 F700EF (vertical dip, Export). 12v.; double contact; to take 3-pin bulb.
Jaguar 2.4 litre 1957-60; 3.4 and 3.8 litre 1958-60.
Singer 'Hunter' and 'S' Model 1956.
- 51891 F700 (dip left). 12v.; double contact; C.P.R.
Armstrong Siddeley 'Sapphire 234' and 'Sapphire 236' 1956-58.
- 51895 F700 (vertical dip, Export). 12v.; double contact; C.P.R.
Standard 'Vanguard' 1956; 'Ensign' 1958.
- 51896 F700EF (vertical dip, Export). 12v.; double contact; C.P.R.; to take 3-pin bulb; less bulb.
Standard 'Vanguard' 1956; 'Ensign' 1958.
- 51897 F700 (vertical dip, Export). 12v.; double contact; C.P.R.
Standard 'Vanguard' 1956; 'Ensign' 1958.
- 51898 F700 (vertical dip, Export). 12v.; double contact; C.P.R.
Standard 'Vanguard' 1956; 'Ensign' 1958.
- 51899 F700 (dip right, Export). 12v.; double contact; C.P.R.
Standard 'Vanguard' 1956; 'Ensign' 1958.
- 51901 F700 (dip left). 12v.; double contact; C.P.R.
Standard 'Vanguard' 1958-60; 'Sportsman' 1957-58.
- 51906 SS700 (vertical dip). 6v.; double contact; C.P.R.; side bolt fixing.
George Fitt 1951-55.
Invacar 1951 and 1954-55.
Light Delivery Vehicles 'Tri-Van' 1949-51.
Reliant 750 c.c. 3-wheeler 1946-54; 6 cwt. Van and Truck 1954-55; 10 cwt. and 'Regent' 1951-56.
- 51919 PF700 (dip left). 12v.; double contact; C.P.R.
Austin A135 (later) 1956; A135 (Export) 1956-57; 'Princess' Mk. IV (Export) 1957.
- 51920 PF700 (dip left). 12v.; double contact; C.P.R.
Austin A135 and 'Princess' Mk. IV 1957.
- 51921 PF700 (dip right, Export). 12v.; double contact; C.P.R.
Austin A135 1956-57; 'Princess' 1957.
- 51922 PF700 (vertical dip, Export). 12v.; double contact; C.P.R.
Austin A135 1956-60; 'Princess' Mk. IV 1957-59; Ambulance and Hearse 1959-60.
- 51923 PF700EF (vertical dip, Export). 12v.; double contact; C.P.R.; to take 3-pin bulb.
Austin A135 1956-60; 'Princess' Mk. IV 1957-59; Ambulance and Hearse 1959-60.
- 51928 F700 (Export American Market). 12v.; double contact; less light unit and rim.
Alfa Romeo 'Giulietta' 1956-60; T10 Van (Petrol) 1958-60.
Simca 'Aronde' De Luxe 1959.
- 51935 F700 (vertical dip, Export). 12v.; double contact; C.P.R.
Standard 'Vanguard' 1958-60; 'Sportsman' 1957-58.
- 51936 F700EF (vertical dip, Export). 12v.; double contact; C.P.R.; to take 3-pin bulb; less bulb.
Standard 'Vanguard' 1958-60; 'Sportsman' 1957-58.
- 51937 F700 (vertical dip, Export). 12v.; double contact; C.P.R.
Standard 'Vanguard' 1958-60; 'Sportsman' 1957-58.
- 51938 F700 (vertical dip, Export). 12v.; double contact; C.P.R.
Standard 'Vanguard' 1958-60; 'Sportsman' 1957-58.
- 51939 F700 (dip right, Export). 12v.; double contact; C.P.R.
Standard 'Vanguard' 1958-60; 'Sportsman' 1957-58.
- 51941 F700 (vertical dip, Export). 12v.; double contact; C.P.R.; peaked.
Hillman 'Minx' 1957-59.
- 51942 F700 (vertical dip, Export). 12v.; double contact; C.P.R.; peaked.
Singer 'Gazelle' 1958-59.
Sunbeam 'Rapier' 1957.
- 51946 F700 (dip left). 12v.; double contact; C.P.R.; peaked.
Humber 'Hawk' 1958-60; 'Super Snipe' 1960.
- 51947 F700 (vertical dip, Export). 12v.; double contact; C.P.R.; peaked.
Humber 'Hawk' 1958-59; 'Super Snipe' 1959.
- 51948 F700EF (vertical dip, Export). 12v.; double contact; C.P.R.; peaked; to take 3-pin bulb; less bulb.
Humber 'Hawk' 1958-59; 'Super Snipe' 1959.
- 51949 F700 (Export American Market). 12v.; double contact; C.P.R.; peaked; less light unit.
Humber 'Hawk' 1958-60; 'Super Snipe' 1959-60.
- 51953 F700 (dip right, Export). 12v.; double contact; C.P.R.
Armstrong Siddeley 'Sapphire 236' and 'Sapphire 234' 1956-58.
- 51956 F700 (dip left). 12v.; double contact; C.P.R.
Austin-Healey '100 Six' 1957-59; '3000' 1959-60.
- 51957 F700 (dip right, Export). 12v.; double contact; C.P.R.
Austin-Healey '100 Six' 1957-59; '3000' 1959-60.
- 51958 F700EF (vertical dip, Export France). 12v.; double contact; C.P.R.; to take 3-pin bulb; less bulb.
Austin A90 and A95 1957; Austin-Healey '100 Six' 1957-59.
- 51959 F700 (vertical dip, Export). 12v.; double contact; C.P.R.
Austin-Healey '100 Six' 1957-59.
- 51960 F700 (vertical dip). 12v.; double contact; less rim.
Lotus Mk. IX 1958-59.
- 51967 F700 (dip left). 12v.; double contact; C.P.R.; peaked.
Austin A90, A95 and A105 1957.
- 51968 F700 (dip right, Export). 12v.; double contact; C.P.R.; peaked.
Austin A105 1957.
- 51969 F700 (vertical dip, Export). 12v.; double contact; C.P.R.; peaked.
Austin A90, A95 and A105 1957.
- 51970 F700EF (vertical dip, Export). 12v.; double contact; C.P.R.; peaked; to take 3-pin bulb; less bulb.
Austin A90, A95 and A105 1957.
- 51971 F700 (dip left). 12v.; double contact; C.P.R.; die cast.
Commer 'Cob' 1958-60.
Hillman 'Minx Special' 1958-59; 'Husky' Series I 1958-60.
Singer 'Gazelle' 1957.
- 51972 F700 (dip right, Export). 12v.; double contact; C.P.R.
A.C. 'Ace' and 'Aceca' 1956-60.
- 51982 F700 (vertical dip, Export). 12v.; double contact; C.P.R.
Nash 'Metropolitan' 1956-60.
- 51987 F700 (dip right, Export). 12v.; double contact; C.P.R.
Morris 'Cowley' and 'Isis' 1957-58; Quarter Ton Van 1959; Half Ton Van 1958-60; Wolseley 'Six Ninety' 1957-59.
- 51988 F700P (vertical dip). 12v.; double contact; C.P.R.; with pilot light.
Citroen DS19 1956-60; 1D19 1959-60; 'Safari' 1960.
- 51989 F700 (vertical dip, Export). 12v.; double contact; C.P.R.
Commer 'Cob' 1958-59.
Hillman 'Minx Special' and 'Husky' 1958-59.
Singer 'Gazelle' 1957.
- 51990 F700EF (vertical dip, Export). 12v.; double contact; C.P.R.; die cast.
Commer 'Cob' 1958-59.
Hillman 'Minx Special' and 'Husky' 1958-59.
Singer 'Gazelle' 1957.
- 51991 F700. 12v.; double contact; C.P.R.; less light unit and bulb.
Commer 'Cob' 1958-60.
Hillman 'Minx Special' 1958-59; 'Husky' Series I 1958-60.
- 51999 F700EF (vertical dip, Export). 12v.; double contact; C.P.R.; to take 3-pin bulb.
Nash 'Metropolitan' 1956-57.
- 55043 FFT462. 12v.; single contact; C.P.R.
Leonard Gundle 1951-55.
- 58006 F700 (dip left). 12v.; double contact; C.P.R.; peaked.
Morris 'Oxford' 1957-59; 'Traveller' and 'Hindustan' 1957-60.
Riley 'Two-Point-Six' 1958-59.
- 58007 F700 (dip right, Export). 12v.; double contact; C.P.R.; peaked.
Morris 'Oxford' 1957-59; 'Traveller' and 'Hindustan' 1957-60.
Riley 'Two-Point-Six' 1958-59.
- 58008 F700 (vertical dip, Export). 12v.; double contact; C.P.R.; peaked.
Morris 'Oxford' 1957-59; 'Traveller' and 'Hindustan' 1957-60.
Riley 'Two-Point-Six' 1958-59.
- 58009 F700EF (vertical dip, Export). 12v.; double contact; C.P.R.; peaked; to take 3-pin bulb; less bulb.
Morris 'Oxford', 'Traveller' and 'Hindustan' 1957-59.
Riley 'Two-Point-Six' 1958-59.
- 58010 F700 (dip right, Export). 12v.; double contact; C.P.R.; peaked.
Morris 'Oxford' 1958-59; 'Traveller' and 'Hindustan' 1958-60.
Riley 'Two-Point-Six' 1958-59.
- 58011 F700 (Export). 12v.; double contact; C.P.R.; peaked; less light unit and bulb.
Morris 'Oxford' 1957-59; 'Traveller' and 'Hindustan' 1957-60.
Riley 'Two-Point-Six' 1958-59.
- 58022 F700EF (vertical dip, Export). 12v.; double contact; C.P.R.; to take 3-pin bulb.
Rolls-Royce 'Silver Cloud' 1956-59.
- 58023 F700EF (vertical dip, Export). 12v.; double contact; C.P.R.; to take 3-pin bulb.
Bentley Model 'S' 1957-59; 'Continental' Sports 1955-59.
- 58034 F700 (dip left). 12v.; double contact; C.P.R.
Bedford TD 1958.
- 58035 F700 (dip right, Export). 12v.; double contact; C.P.R.
Bedford TD 1958.
- 58036 F700 (vertical dip, Export). 12v.; double contact; C.P.R.
Bedford TD 1958.
- 58038 F700 (Export). 12v.; double contact; C.P.R.; to take Bosch cap bulb; less bulb.
Standard 8 and 10 1958-59; 'Companion' Estate Car, 6 cwt. Van and Pick-up Truck 1958-59; 'Pennant' 1959; 'Atlas' Van and Pick-up Truck 1959.
- 58041 F700 (dip left). 12v.; double contact; steel primer rim.
Standard 'Vanguard' 1957-58.
- 58042 F700 (dip right, Export). 12v.; double contact; steel primer rim.
Standard 'Vanguard' 1957-58.
- 58043 F700 (vertical dip, Export). 12v.; double contact; steel primer rim.
Standard 'Vanguard' 1958.
- 58044 F700 (vertical dip, Export). 12v.; double contact; steel primer rim.
Standard 'Vanguard' 1957-58.
- 58045 F700EF (vertical dip, Export). 12v.; double contact; to take 3-pin bulb; less bulb.
Standard 'Vanguard' 1957-58.
- 58046 F700 (vertical dip, Export). 12v.; double contact; steel primer rim.
Standard 'Vanguard' 1957-58.
- 58047 F700 (dip right, Export). 12v.; double contact; steel primer rim.
Standard 'Vanguard' 1957-58.
- 58048 F700 (dip left). 12v.; double contact; C.P.R.; peaked.
Austin A55, A90, A95 and A105 (BS7) 1958-59.
- 58049 F700 (dip right, Export). 12v.; double contact; C.P.R.; peaked.
Austin A55, A90, A95 and A105 1958-59.
- 58050 F700 (vertical dip, Export). 12v.; double contact; C.P.R.; peaked.
Austin A55, A90, A95 and A105 (BS7) 1958-59.

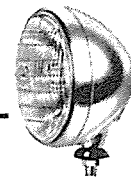


HEADLAMPS

VEHICLE APPLICATION REFERENCE—continued

- 58051 F700EF (vertical dip, Export). 12v.; double contact; C.P.R.; peaked; to take 3-pin bulb; less bulb.
Austin A55, A90, A95 and A105 (BS7) 1958-59.
- 58056 F700 (dip left). 12v.; double contact; C.P.R.
Austin A55 Pick-up Truck, Chassis and Van 1958-60.
- 58057 F700 (dip right, Export). 12v.; double contact; C.P.R.
Austin A55 Pick-up Truck, Chassis and Van 1958-60.
- 58058 F700 (vertical dip, Export). 12v.; double contact; C.P.R.
Austin A55 Pick-up Truck, Chassis and Van 1958-59.
- 58059 F700EF (vertical dip, Export). 12v.; double contact; C.P.R.; to take 3-pin bulb; less bulb.
Austin A55 Pick-up Truck, Chassis and Van 1958-59.
- 58078 F700 (dip left, Export). 12v.; double contact; C.P.R.
Wolseley 'Fifteen Hundred' 1958-59.
- 58083 F700 (dip left). 12v.; double contact; C.P.R.
Austin 'Metropolitan' 1957-60.
- 58084 F700 (vertical dip, Export). 12v.; double contact; C.P.R.
Austin 'Metropolitan' 1957-59.
- 58085 F700EF (vertical dip, Export). 12v.; double contact; C.P.R.; to take 3-pin bulb; less bulb.
Austin 'Metropolitan' 1957-59.
- 58086 F700 (dip right, Export). 12v.; double contact; C.P.R.
Austin 'Metropolitan' 1957-60.
- 58087 F700 (dip left). 12v.; double contact; C.P.R.; peaked.
Riley 'Two-Point-Six' 1958-59.
- 58099 F700 (dip left, Export). 12v.; double contact; C.P.R.; peaked.
Riley 'One-Point-Five' 1958-60.
- 58100 F700 (dip right, Export). 12v.; double contact; C.P.R.; peaked.
Riley 'One-Point-Five' 1958-60.
- 58101 F700 (dip left). 12v.; double contact; C.P.R.; peaked.
Riley 'One-Point-Five' 1958-60.
- 58107 F700 (dip left). 12v.; double contact; primer rim; peaked; chrome edge.
Sunbeam 'Rapier' 1958-60.
- 58110 PF700 (vertical dip). 12v.; double contact; C.P.R.
Aston Martin DB Mk. III 1958-59; DB4 1959-60.
- 58119 MCF575P (dip left). 12v.; double contact; C.P.R.; with pilot light; less body.
Isetta '300' 1957-58.
- 58121 F700 (vertical dip, Export). 12v.; double contact; C.P.R.
Wolseley 'Fifteen Hundred' 1958-59.
- 58128 F700 (dip left). 12v.; double contact; steel primer rim.
Standard 'Ensign' 1958-60.
- 58129 F700 (dip right). 12v.; double contact; steel primer rim.
Standard 'Ensign' 1958-60.
- 58130 F700 (vertical dip, Export). 12v.; double contact; steel primer rim.
Standard 'Ensign' 1958-60.
- 58131 F700 (vertical dip, Export). 12v.; double contact; steel primer rim.
Standard 'Ensign' 1958-60.
- 58132 F700EF (vertical dip, Export). 12v.; double contact; steel primer rim; to take 3-pin bulb; less bulb.
Standard 'Ensign' 1958-60.
- 58133 F700 (vertical dip, Export). 12v.; double contact; steel primer rim.
Standard 'Ensign' 1958-60.
- 58134 F700 (dip right, Export). 12v.; double contact; steel primer rim.
Standard 'Ensign' 1958.
- 58139 F700 (vertical dip, Export). 12v.; double contact; primer rim; chrome edge.
Sunbeam 'Rapier' 1958-59.
- 58140 F700EF (vertical dip, Export). 12v.; double contact; primer rim; chrome edge; to take 3-pin bulb; less bulb.
Sunbeam 'Rapier' 1958-59.
- 58141 F700 (Export). 12v.; double contact; primer rim; chrome edge; less light unit.
Sunbeam 'Rapier' 1958-59.
- 58142 F700 (dip left). 12v.; double contact; C.P.R.
Rover 3 litre 1959-60.
- 58143 F700 (dip left). 12v.; double contact; C.P.R.; peaked.
Riley 'One-Point-Five' 1958-60.
- 58144 F700 (vertical dip, Export). 12v.; double contact; C.P.R.; peaked.
Riley 'One-Point-Five' 1958-59.
- 58145 F700EF (vertical dip, Export). 12v.; double contact; C.P.R.; peaked; to take 3-pin bulb; less bulb.
Riley 'One-Point-Five' 1958-59.
- 58146 F700 (Export). 12v.; double contact; C.P.R.; peaked; less light unit.
Riley 'One-Point-Five' 1958-59.
- 58148 F700VF (dip right, Export). 12v.; double contact; C.P.R.
Isetta '300' 1957-60.
- 58164 PF700 (dip left, Export). 12v.; double contact; C.P.R.
Austin 'Princess' 1958-60; Ambulance and Hearse 1959-60.
- 58165 PF700 (dip left). 12v.; double contact; C.P.R.
Austin 'Princess' 1958-60; Ambulance and Hearse 1960.
- 58166 PF700 (dip right, Export). 12v.; double contact; C.P.R.
Austin 'Princess' 1958-60; Ambulance and Hearse 1959-60.
- 58175 F700 (dip left). 12v.; double contact; C.P.R.; peaked.
Humber 'Super Snipe' 1959.
- 58176 F700 (Export). 12v.; double contact; less light unit, adaptor and rim.
Alfa Romeo 'Giulietta' and T10 Van 1958-60.
- 58181 P700 (dip left). 12v.; double contact; C.P.R.
Peerless 1959-60.
Triumph TR3 1959-60.
- 58182 F700 (dip left). 12v.; double contact; C.P.R.
Singer 'Gazelle' 1958-59.
- 58188 F700 (dip left). 12v.; double contact; C.P.R.
Triumph TR3 1958.
- 58189 PF700. 12v.; double contact; C.P.R.; less light unit.
Armstrong Siddeley 'Sapphire' 1959-60; 'Star' Limousine 1960.
Aston Martin DB Mk. III 1958-59.
- 58190 F700P (dip right, Export). 12v.; double contact; C.P.R.; with pilot light.
Fairthorpe All Models 1958-60.
- 58203 F700 (vertical dip, Export). 12v.; double contact; C.P.R.
Triumph TR3 1958.
- 58218 F700 (dip left). 12v.; double contact; C.P.R. (combined head and side lamp rim).
Austin A40 1959-60.
- 58219 F700 (dip right, Export). 12v.; double contact; C.P.R. (combined head and side lamp rim).
Austin A40 1959-60.
- 58220 F700 (vertical dip, Export). 12v.; double contact; C.P.R. (combined head and side lamp rim).
Austin A40 1959.
- 58225 F700 (dip left). 12v.; double contact; C.P.R.
Jaguar 2.4, 3.4 and 3.8 litre 1959-60.
- 58226 F700 (dip right, Export). 12v.; double contact; C.P.R.
Jaguar 2.4, 3.4 and 3.8 litre 1959-60.
- 58230 F700 (vertical dip, Export). 12v.; double contact; C.P.R.
Alvis TD21 1958-60.
Austin 'Seven' (850) and A35 1959-60; Taxi and Hire Car 1959-60.
Bedford CA Van (later) 1960; TC and TJ (later) 1960.
Commer $\frac{3}{4}$ 1 $\frac{1}{2}$, 2, 3, 5 and 6 ton 'Superpoise' Models 1959-60; 1, 1 $\frac{1}{4}$ 1 $\frac{1}{2}$, 4, 5, 6 and 7 ton Forward Control, 10/12 ton Tractor, Fire Tender and 'Avenger' Coach 1959-60.
Jaguar 2.4, 3.4 and 3.8 litre 1959-60.
Karrier 'Gamecock' and 1 $\frac{1}{4}$ 1 $\frac{1}{2}$ ton Passenger 1959-60.
Morgan 'Plus Four' and 'Four Four' 1959-60.
Morris 'Mini-minor' 1959-60; 'Minor' and Quarter Ton Van (later) 1960.
Vauxhall All Models (except 'Victor' and 'Envoy') (later) 1960.
- 58231 F700 (vertical dip, Export). 12v.; double contact; C.P.R.
Alvis TD21 1958-60.
Austin 'Seven' (850), A35, Taxi and Hire Car 1959-60.
Bedford CA Van, TC and TJ 1960.
Commer $\frac{3}{4}$ 1 $\frac{1}{2}$, 2, 3, 5 and 6 ton 'Superpoise' Models, 1, 1 $\frac{1}{4}$ 1 $\frac{1}{2}$, 4, 5, 6 and 7 ton Forward Control, 10/12 ton Tractor, 'Avenger' Coach and Fire Tender 1960.
Jaguar 2.4, 3.4 and 3.8 litre (later) 1960.
Karrier 'Gamecock' and 1 $\frac{1}{4}$ 1 $\frac{1}{2}$ ton Passenger 1960.
Morris 'Mini-minor' 1959-60; 'Minor' and Quarter Ton Van (later) 1960.
Vauxhall All Models (except 'Victor' and 'Envoy') 1960.
- 58235 F700 (dip left). 12v.; double contact; C.P.R.; peaked.
Austin A105 (BS8) 1958-59.
- 58236 F700 (vertical dip, Export). 12v.; double contact; C.P.R.; peaked.
Austin A105 (BS8) 1958-59.
- 58237 F700EF (vertical dip, Export). 12v.; double contact; C.P.R.; peaked; to take 3-pin bulb; less bulb.
Austin A105 (BS8) 1958-59.
- 58240 F700 (Export). 12v.; double contact; steel primer rim; less light unit.
Standard 'Ensign' 1959-60.
- 58247 F700P (dip left). 12v.; double contact; C.P.R.; with pilot light.
Fairthorpe All Models 1958-60.
- 58250 F700 (Export). 12v.; double contact; less light unit and rim.
Simca-Aronde 'Chatelaine' Station Wagon 1959.
Simca-Vedette 'Beaulieu' and 'Chambord' 1959.
- 58251 F700 (dip left). 12v.; double contact; C.P.R.; peaked.
Austin A55 Mk. II 1959-60.
M.G. 'Magnette' Mk. III 1959-60.
Morris 'Oxford' 1959-60.
Riley 'Four Sixty-Eight' 1959-60.
Wolseley 'Fifteen Sixty' 1959-60.
- 58252 F700 (dip right, Export). 12v.; double contact; C.P.R.; peaked.
Austin A55 Mk. II 1959-60.
M.G. 'Magnette' Mk. III 1959-60.
Morris 'Oxford' 1959-60.
Riley 'Four Sixty-Eight' 1959-60.
Wolseley 'Fifteen Sixty' 1959-60.
- 58253 F700 (vertical dip, Export). 12v.; double contact; C.P.R.; peaked.
Austin A55 Mk. II 1959-60.
M.G. 'Magnette' Mk. III 1959-60.
Morris 'Oxford' 1959-60.
Riley 'Four Sixty-Eight' 1959-60.
Wolseley 'Fifteen Sixty' 1959-60.
- 58254 F700 (vertical dip, Export). 12v.; double contact; C.P.R.; peaked.
Austin A55 Mk. II 1959-60.
M.G. 'Magnette' Mk. III 1959-60.
Morris 'Oxford' 1959-60.
Riley 'Four Sixty-Eight' 1959-60.
Wolseley 'Fifteen Sixty' 1959-60.
- 58255 F700 (Export). 12v.; double contact; C.P.R.; peaked; less light unit.
M.G. 'Magnette' Mk. III 1959.
Morris 'Oxford' 1959.
Riley 'Four Sixty-Eight' 1959.
Wolseley 'Fifteen Sixty' 1959.

HEADLAMPS



VEHICLE APPLICATION REFERENCE—continued

- 58260 F700 (dip left). 12v.; double contact; C.P.R.
Daimler SP250 1960.
Lotus 'Elite' 1959-60.
Triumph TR3 1959-60.
- 58261 F700EF (vertical dip, Export). 12v.; double contact; C.P.R.; to take 3-pin bulb; less bulb.
Triumph TR3 1959-60.
- 58262 F700 (Export). 12v.; double contact; C.P.R.; less light unit.
Peerless 1959-60.
- 58263 F700 (dip right, Export). 12v.; double contact; C.P.R.
Lotus 'Elite' 1960.
Peerless 1959-60.
Triumph TR3 1959-60.
- 58264 F700 (vertical dip, Export). 12v.; double contact; C.P.R.
Triumph TR3 1959-60.
- 58265 F700 (vertical dip, Export). 12v.; double contact; C.P.R.
Peerless 1959-60.
Triumph TR3 1959-60.
- 58266 F700 (vertical dip, Export). 12v.; double contact; C.P.R.
Triumph TR3 1959-60.
- 58267 F700P (dip left). 12v.; double contact; C.P.R.; with pilot light.
Frisky 1958-60.
- 58268 F700 (vertical dip, Export). 12v.; double contact; C.P.R.
Morris 'Oxford' (later) 1959; 'Traveller' and 'Hindustan' 1959-60.
Riley 'Two-Point-Six' (later) 1959.
- 58269 F700EF (vertical dip, Export). 12v.; double contact; C.P.R.
Morris 'Oxford' (later) 1959; 'Traveller' and 'Hindustan' 1959-60.
Riley 'Two-Point-Six' (later) 1959.
- 58270 F700 (vertical dip, Export). 12v.; double contact; C.P.R.
Commer 'Express' Delivery Van and Pick-up Truck 1959-60; $\frac{1}{2}$ ton Forward Control 1960.
Morris 'Minor' and Quarter and Half Ton Vans 1959-60.
Wolseley 'Six Ninety' (later) 1959.
- 58271 F700EF (vertical dip, Export). 12v.; double contact; C.P.R.
Commer 'Express' Delivery Van and Pick-up Truck 1959-60; $\frac{1}{2}$ ton Forward Control 1960.
Morris 'Minor' and Quarter and Half Ton Vans 1959-60.
Wolseley 'Six Ninety' (later) 1959.
- 58272 F700 (vertical dip, Export). 12v.; double contact; C.P.R.
Austin 152 and 301 ranges (except 301FC) 1959-60.
M.G. MGA 1959-60; 'Magnette' (later) 1959.
Morris Commercial LC5, LCO5 and 'J2' 1959-60.
Wolseley 'Fifteen Fifty' (later) 1959.
- 58273 F700 (vertical dip, Export). 12v.; double contact; C.P.R.
Austin 152 and 301 ranges (except 301FC) 1959-60.
M.G. MGA 1959-60; 'Magnette' (later) 1959.
Morris Commercial LC5, LCO5 and 'J2' Light Van, Pick-up Truck and 'Minibus' 1959-60.
Wolseley 'Fifteen Fifty' (later) 1959.
- 58274 F700 (vertical dip, Export). 12v.; double contact; C.P.R.
Austin 301FC 1959; 3, 4 and 5 ton (later) 1959; 3 ton (303), 4 ton (403) and 5 ton (503) 1960; LD Models and 5 ton (504) 1959-60.
Morris Commercial LD Models 1959-60; LCFO (later) 1959.
- 58275 F700 (vertical dip, Export). 12v.; double contact; C.P.R.
Austin 301FC 1959; 3, 4 and 5 ton (later) 1959; 3 ton (303), 4 ton (403) and 5 ton (503) 1960; LD Models and 5 ton (504) 1959-60.
Morris Commercial LD Models 1959-60; LCFO (later) 1959.
- 58276 F700 (vertical dip, Export). 12v.; double contact; C.P.R.; peaked.
Riley 'One-Point-Five' 1959-60.
- 58277 F700EF (vertical dip, Export). 12v.; double contact; C.P.R.; peaked.
Riley 'One-Point-Five' 1959-60.
- 58278 F700 (vertical dip, Export). 12v.; double contact; C.P.R. (combined head and side lamp rim).
Austin A40 1959-60.
- 58279 F700EF (vertical dip, Export). 12v.; double contact; C.P.R. (combined head and side lamp rim).
Austin A40 1959-60.
- 58280 F700 (vertical dip, Export). 12v.; double contact; C.P.R.; peaked.
Austin A55, A90, A95 and A105 (BS7) (later) 1959.
- 58281 F700 (vertical dip, Export). 12v.; double contact; C.P.R.; peaked.
Austin A55, A90, A95 and A105 (BS7) (later) 1959.
- 58282 F700 (vertical dip, Export). 12v.; double contact; C.P.R.
Austin A55 Pick-up Truck, Chassis and Van 1959-60.
- 58283 F700EF (vertical dip, Export). 12v.; double contact; C.P.R.
Austin A55 Pick-up Truck, Chassis and Van 1959-60.
- 58286 F700 (vertical dip, Export). 12v.; double contact; C.P.R.
Austin 7 ton, 'Gipsy' and Coach 1959-60; Series IVFG Trucks 1960; Austin-Healey 'Sprite' 1959-60.
Morris Commercial Coach (later) 1959; Series III and Series IVFF Trucks 1959-60; Series IVFG Trucks 1960.
Rover '60', '75', '90', '105' and 'Landrover' 1959; '80' and '100' 1960.
Wolseley 'Fifteen Hundred' 1960.
- 58287 F700EF (vertical dip, Export). 12v.; double contact; C.P.R.
Austin Series IVFG Trucks 1960; 7 ton, Coach and 'Gipsy' 1959-60; Austin-Healey 'Sprite' 1959-60.
Morris Commercial Series III and IVFF Trucks 1959-60; Coach (later) 1959; Series IVFG 1960.
Rover '60', '75', '90' and '105' (later) 1959; '80' and '100' 1960; 'Landrover' 1959-60.
Wolseley 'Fifteen Hundred' 1960.
- 58288 F700 (vertical dip, Export). 12v.; double contact; C.P.R.
Austin 'Metropolitan' 1959-60.
- 58289 F700EF (vertical dip, Export). 12v.; double contact; C.P.R.
Austin 'Metropolitan' 1959-60.
- 58290 F700 (vertical dip, Export). 12v.; double contact; C.P.R.
Austin-Healey '100 Six' (later) 1959; '3000' 1959-60.
- 58291 F700EF (vertical dip, Export). 12v.; double contact; C.P.R.
Austin-Healey '100 Six' (later) 1959; '3000' 1959-60.
- 58293 PF700 (vertical dip, Export). 12v.; double contact; C.P.R.
Jaguar Mk. VIII, Mk. IX and XK150 1959-60.
- 58295 S700 (vertical dip, Export). 12v.; double contact; E.B., C.P.R. finish; upright fixing.
Austin 101 Van 1959-60.
Morris Commercial 'JB' Van 1959-60.
- 58301 PF770 (dip left). 12v.; double contact; C.P.R.
Armstrong Siddeley 'Star Sapphire' 1959.
- 58304 PF700 (dip left). 12v.; double contact; C.P.R.
Armstrong Siddeley 'Star Sapphire' 1959-60; 'Star' Limousine 1960.
- 58305 PF700 (vertical dip). 12v.; double contact; C.P.R.
Armstrong Siddeley 'Star Sapphire' 1959-60; 'Star' Limousine 1960.
- 58306 PF700EF (vertical dip, Export). 12v.; double contact; C.P.R.
Armstrong Siddeley 'Star Sapphire' 1959-60; 'Star' Limousine 1960.
- 58307 PF700 (vertical dip). 12v.; double contact; C.P.R.
Armstrong Siddeley 'Star Sapphire' 1959-60.
- 58308 PF700 (dip right, Export). 12v.; double contact; C.P.R.
Armstrong Siddeley 'Star Sapphire' 1959-60.
- 58315 F700 (vertical dip, Export). 12v.; double contact; C.P.R.; peaked.
Austin A55 Mk. II 1959.
M.G. 'Magnette' Mk. III 1959.
Morris 'Oxford' 1959.
Riley 'Four Sixty-Eight' 1959.
Wolseley 'Fifteen Sixty' 1959.
- 58319 F700 (dip left). 12v.; double contact; C.P.R.; peaked.
Triumph 'Herald' 1959-60.
- 58327 F700 (dip right, Export). 12v.; double contact; C.P.R.; peaked.
Triumph 'Herald' 1959-60.
- 58329 F700EF (vertical dip, Export). 12v.; double contact; C.P.R.; peaked; to take 3-pin bulb; less bulb.
Triumph 'Herald' 1959-60.
- 58330 F700 (vertical dip, Export). 12v.; double contact; C.P.R.; peaked.
Triumph 'Herald' 1959-60.
- 58331 F700 (vertical dip, Export). 12v.; double contact; C.P.R.; peaked.
Triumph 'Herald' 1959-60.
- 58332 F700 (vertical dip, Export). 12v.; double contact; C.P.R.; peaked.
Triumph 'Herald' 1959-60.
- 58334 RL700 (dip left). 12v.; double contact; C.P.R.
Bentley 'S2' and 'Continental' Sports 1960.
Rolls-Royce 'Silver Cloud' 1959-60; 'Phantom' 1960.
- 58336 PL700 (dip left). 12v.; double contact; C.P.R.
Alvis TD21 1958-60.
- 58340 F700 (vertical dip, Export). 12v.; double contact; C.P.R.
Karrier 'Bantam' 1960.
- 58341 F700 (vertical dip, Export). 12v.; double contact; C.P.R.
Rover 3 litre 1959-60.
- 58342 F700EF (vertical dip, Export). 12v.; double contact; C.P.R.
Rover 3 litre 1959-60.
- 58343 F700 (Export). 12v.; double contact; C.P.R.; less light unit.
Rover 3 litre 1959-60.
- 58344 PL700 (dip right, Export). 12v.; double contact; C.P.R.
Rover 3 litre 1959-60.
- 58359 F700 (vertical dip, Export). 12v.; double contact; C.P.R.; peaked.
Commer 'Cob' Series II 1960.
Hillman 'Minx' (later) 1959; 'Husky' Series II 1960.
- 58360 F700EF (vertical dip, Export). 12v.; double contact; C.P.R.; peaked.
Commer 'Cob' Series II 1960.
Hillman 'Minx' (later) 1959; 'Husky' Series II 1960.
- 58361 F700 (vertical dip, Export). 12v.; double contact; primer rim with chrome edge.
Singer 'Gazelle' 1959-60.
Sunbeam 'Rapier' 1959-60.
- 58362 F700EF (vertical dip, Export). 12v.; double contact; primer rim with chrome edge.
Jaguar XK150 1960.
Singer 'Gazelle' 1959-60.
Sunbeam 'Rapier' 1959-60.
- 58363 F700 (vertical dip, Export). 12v.; double contact; C.P.R.
Singer 'Gazelle' (later) 1959.
- 58364 F700EF (vertical dip, Export). 12v.; double contact; C.P.R.
Singer 'Gazelle' (later) 1959.
- 58365 F700 (vertical dip, Export). 12v.; double contact; C.P.R.
Commer 'Cob' 1959-60.
Hillman 'Minx Special' (later) 1959; 'Husky' Series I 1959-60.
- 58366 F700EF (vertical dip, Export). 12v.; double contact; C.P.R.
Commer 'Cob' 1959-60.
Hillman 'Minx Special' (later) 1959; 'Husky' Series I 1959-60.



HEADLAMPS

VEHICLE APPLICATION REFERENCE—continued

- 58369 F700 (vertical dip, Export). 12v.; double contact; C.P.R.; peaked.
Humber 'Hawk' and 'Super Snipe' 1959-60.
- 58370 F700EF (vertical dip, Export). 12v.; double contact; C.P.R.; peaked.
Humber 'Hawk' and 'Super Snipe' 1959-60.
- 58388 F700P (dip left). 12v.; double contact; C.P.R.; with pilot light.
Austin 'Seven' (850) 1959-60.
Morris 'Mini-minor' 1959-60.
- 58390 PF700 (dip left). 12v.; double contact; C.P.R.
Armstrong Siddeley 'Star Sapphire' and Limousine 1960.
- 58400 F700 (dip left). 12v.; double contact; C.P.R.
Bond 'Minicar' 1959-60.
- 58402 F700 (Export). 12v.; double contact; C.P.R.; less light unit.
Standard 'Vanguard' 1959-60.
- 58403 F700 (dip left). 12v.; double contact; primer rim; peaked.
Sunbeam 'Alpine' 1959-60.
- 58405 F700EF (vertical dip, Export). 12v.; double contact; primer rim; peaked.
Hillman 'Minx' 1959-60.
Sunbeam 'Alpine' 1959-60.
- 58406 F700 (vertical dip, Export). 12v.; double contact; primer rim; peaked.
Hillman 'Minx' 1959-60.
Sunbeam 'Alpine' 1959-60.
- 58407 F700 (Export). 12v.; double contact; primer rim; peaked; less light unit.
Sunbeam 'Alpine' 1959.
- 58412 F700 (Export). 12v.; double contact; C.P.R.; less light unit.
Standard 'Companion' Estate Car, 6 cwt. Van and Pick-up Truck 1960.
Triumph TR3 1959-60.
- 58415 F700VF (dip left). 12v.; double contact; C.P.R.; less body.
Isetta '300' 1959-60.
- 58433 F700 (dip left). 12v.; double contact; primer rim; peaked.
Vauxhall 'Victor' 1958-60.
- 58434 F700 (dip right, Export). 12v.; double contact; primer rim; peaked.
Vauxhall 'Victor' 1958-60.
- 58435 F700 (vertical dip, Export). 12v.; double contact; primer rim; peaked.
Vauxhall 'Victor' 1958-60.
- 58436 F700 (vertical dip, Export). 12v.; double contact; primer rim; peaked.
Vauxhall 'Victor' 1958-60.
- 58437 F700EF (vertical dip, Export). 12v.; double contact; primer rim; peaked.
Vauxhall 'Victor' (later) 1960.
- 58438 F700 (vertical dip). 12v.; double contact; primer rim; peaked.
Vauxhall 'Victor' (later) 1960.
- 58440 F700 (Export). 12v.; double contact; primer rim; peaked; less light unit.
Vauxhall 'Victor' and 'Envoy' 1958-60.
- 58443 F700 (dip left). 12v.; double contact; C.P.R.; peaked.
Wolseley 'Six Ninety-Nine' 1959-60.
- 58444 F700 (dip right, Export). 12v.; double contact; C.P.R.; peaked.
Austin 3 litre 'Princess' 1960.
Wolseley 'Six Ninety-Nine' 1959-60.
- 58445 F700 (vertical dip, Export). 12v.; double contact; C.P.R.; peaked.
Austin 3 litre 'Princess' 1960.
Wolseley 'Six Ninety-Nine' 1959-60.
- 58446 F700 (vertical dip, Export). 12v.; double contact; C.P.R.; peaked.
Austin A55 Mk. II 1959-60; 3 litre 'Princess' 1960
M.G. 'Magnette' Mk. III 1959-60.
Morris 'Oxford' 1959-60.
Riley 'Four Sixty-Eight' 1959-60.
Wolseley 'Six Ninety-Nine' and 'Fifteen Sixty' 1959-60.
- 58447 F700EF (vertical dip, Export). 12v.; double contact; C.P.R.; peaked.
Austin 3 litre 'Princess' 1960.
Wolseley 'Six Ninety-Nine' 1959-60.
- 58450 F700 (vertical dip, Export). 12v.; double contact; C.P.R.
Jaguar 2.4, 3.4 and 3.8 litre (later) 1960.
Morris 'Minor' and Quarter and Half Ton Vans 1959-60.
- 58451 F700 (vertical dip, Export). 12v.; double contact; C.P.R.
Austin 301FC 1959; LD Models 152 and 301 Ranges (except 301FC) 1959-60.
M.G. MGA 1959-60.
Morris Commercial LC5 and LCO5 1960; 'J2' 1959-60.
- 58452 F700 (vertical dip, Export). 12v.; double contact; C.P.R.
Austin 3, 4 and 5 ton 1959-60; 5 ton (504) (later) 1960.
Morris Commercial LD Models 1959-60; LCFO 1959.
- 58453 F700 (vertical dip, Export). 12v.; double contact; C.P.R.; peaked.
Riley 'One-Point-Five' 1959-60.
- 58454 F700 (vertical dip, Export). 12v.; double contact; C.P.R.; peaked.
Riley 'Two-Point-Six' 1959.
- 58455 F700 (vertical dip). 12v.; double contact; C.P.R. (combined head and side lamp rim).
Austin A40 1959-60.
- 58456 F700 (vertical dip, Export). 12v.; double contact; C.P.R.
Austin 'Seven' (850) and A35 1959-60; Taxi and Hire Car 1959-60.
Morris 'Minor' (later) 1960; 'Mini-minor' 1959-60.
- 58457 F700 (vertical dip, Export). 12v.; double contact; C.P.R.
Austin A55 1959; A55 Pick-up Truck, Chassis and Van 1959-60.
- 58458 F700 (vertical dip, Export). 12v.; double contact; C.P.R.
Austin 'Metropolitan' 1959-60.
- 58459 F700 (vertical dip, Export). 12v.; double contact; C.P.R.
Austin 7 ton and Coach 1959-60; Series IVFG Trucks and 'Gipsy' (later) 1960; Austin-Healey 'Sprite' 1959-60.
Morris Commercial Series III Trucks and Series IVFG Trucks (later) 1960.
Rover '80' and '100' 1960; 'Landrover' 1959.
Wolseley 'Fifteen Hundred' 1960.
- 58460 F700 (vertical dip, Export). 12v.; double contact; C.P.R. (combined head and side lamp rim).
Austin A99 1959-60.
- 58462 PF700 (vertical dip, Export). 12v.; double contact; C.P.R.
Austin 'Princess' Mk. IV 1959.
- 58463 F700 (vertical dip, Export). 12v.; double contact; C.P.R.
Austin-Healey '100 Six' 1959; '3000' 1959-60.
- 58464 S700 (vertical dip, Export). 12v.; double contact; E.B., C.P.R. finish; upright fixing.
Austin '101 Van' 1959-60.
Morris Commercial 'JB' Van 1959-60.
- 58465 F700 (dip left). 12v.; double contact; C.P.R. (combined head and side lamp rim).
Austin A99 1959-60.
- 58466 F700 (dip right, Export). 12v.; double contact; C.P.R. (combined head and side lamp rim).
Austin A99 1959-60.
- 58467 F700 (vertical dip, Export). 12v.; double contact; C.P.R. (combined head and side lamp rim).
Austin A99 1959-60.
- 58468 F700EF (vertical dip, Export). 12v.; double contact; C.P.R. (combined head and side lamp rim).
Austin A99 1959-60.
- 58469 F700 (Export). 12v.; double contact; C.P.R.; peaked; less light unit.
Triumph 'Herald' 1959-60.
- 58486 PL700 (dip left). 12v.; double contact; C.P.R.; peaked.
Humber 'Super Snipe' 1960.
- 58491 F700 (Export). 12v.; double contact; primer rim with C.P. edge; less light unit.
Singer 'Gazelle' 1959-60.
Sunbeam 'Rapier' 1959-60.
- 58492 F700 (Export). 12v.; double contact; C.P.R.; peaked; less light unit.
Humber 'Hawk' and 'Super Snipe' (later) 1960.
- 58493 F700 (Export). 12v.; double contact; C.P.R.; less light unit.
Austin 'Seven' (850) and A35 1959-60.
Commer 'Express' Delivery Van and Pick-up Truck (later) 1960; 7 ton Forward Control 1960.
Jaguar 2.4, 3.4 and 3.8 litre 1960.
Layton Sports Car 'Jomar' 1959.
Morris 'Minor' and Quarter Ton Van 1960; 'Mini-minor' 1959-60.
- 58541 F700 (vertical dip, Export). 12v.; double contact; C.P.R.
Bentley 'Continental' Sports and 'S2' Model 1960.
Rolls-Royce 'Silver Cloud' and 'Phantom' 1960.
- 58542 RL700EF (vertical dip, Export). 12v.; double contact; C.P.R.
Bentley 'Continental' Sports and 'S2' Model 1960.
Rolls-Royce 'Silver Cloud' and 'Phantom' 1960.
- 58543 F700 (vertical dip). 12v.; double contact; C.P.R.
Bentley 'Continental' Sports and 'S2' Model 1960.
Rolls-Royce 'Silver Cloud' and 'Phantom' 1960.
- 58548 F700 (dip left). 12v.; double contact; primer rim; peaked.
Hillman 'Minx' 1959-60.
- 58549 F700 (Export). 12v.; double contact; primer rim; peaked; less light unit.
Hillman 'Minx' 1959-60.
Sunbeam 'Alpine' 1960.
- 58550 F700 (dip left). 12v.; double contact; primer rim with C.P. edge.
Singer 'Gazelle' 1959-60.
- 58553 F700 (Export). 12v.; double contact; C.P.R.; less light unit.
Bentley 'Continental' Sports and 'S2' Model 1960
Rolls-Royce 'Silver Cloud' and 'Phantom' 1960.
- 58560 F700 (vertical dip, Export). 12v.; double contact; C.P.R.
Daimler SP250 1960.
Lotus 'Elite' 1959-60.
- 58561 F700EF (vertical dip, Export). 12v.; double contact; C.P.R.
Daimler SP250 1960.
Lotus 'Elite' 1959-60.
- 58563 F700 (Export). 12v.; double contact; C.P.R.; less light unit.
Austin-Healey 'Sprite' 1960.
Rover '80' and '100' 1960; 'Landrover' (later) 1960.
Wolseley 'Fifteen Hundred' 1960.
- 58564 F700 (Export). 12v.; double contact; C.P.R.; less light unit.
Rover 3 litre (later) 1960.
- 58566 F700 (Export). 12v.; double contact; C.P.R.; peaked; less light unit.
Austin A55 Mk. II 1959-60.
M.G. 'Magnette' Mk. III 1960.
Morris 'Oxford' 1960.
Riley 'Four Sixty-Eight' 1960.
Wolseley 'Fifteen Sixty' 1960.
- 58567 F700. 12v.; double contact; C.P.R. (combined head and side lamp rim); less light unit.
Austin A99 1959-60.
- 58568 F700 (Export). 12v.; double contact; C.P.R.; peaked; less light unit.
Riley 'One-Point-Five' 1960.
- 58569 F700 (Export). 12v.; double contact; C.P.R.; less light unit.
Austin-Healey '3000' 1959-60.

HEADLAMPS



VEHICLE APPLICATION REFERENCE—continued

58570 F700 (Export). 12v.; double contact; C.P.R.; less light unit. A.C. 'Ace' and 'Aceca' 1959-60. Austin 301 Range (except 301FC) 1960. M.G. MGA (later) 1960. Morris Commercial LC5, LCO5 and 'J2' 1960.	58610 F700 (vertical dip, Export). 12v.; double contact; C.P.R. Commer 'Express' Delivery Van and Pick-up Truck 1959-60.	58656 F700 (vertical dip, Export). 12v.; double contact; C.P.R. Commer 'Cob' 1959-60. Hillman 'Husky' Series I 1960.
58571 F700 (Export). 12v.; double contact; C.P.R.; less light unit. Austin Taxi and Hire Car 1960.	58611 F700P (vertical dip, Export). 12v.; double contact; C.P.R.; with pilot light. Rolls-Royce 'Silver Cloud' and 'Phantom' 1960.	58657 F700 (vertical dip, Export). 12v.; double contact; C.P.R.; peaked. Commer 'Cob' Series II 1960. Hillman 'Minx Special' Series IIIA and 'Husky' Series II 1960.
58572A F700 (Export). 12v.; double contact; C.P.R.; peaked; less light unit. Aston Martin DB4 1960. Wolseley 'Six Ninety-Nine' 1959-60.	58612 F700 (vertical dip, Export). 12v.; double contact; primer rim; peaked. Vauxhall 'Victor' 1960.	58669 F700 (Export). 12v.; double contact; C.P.R.; less light unit. Jaguar 2.4, 3.4 and 3.8 litre (later) and XK150 1960.
58581 PL700 (dip left). 12v.; double contact; C.P.R.; peaked. Austin 3 litre 'Princess' 1960.	58613 F700 (vertical dip, Export). 12v.; double contact; C.P.R. Bedford CA Van, TC and TJ 1960. Vauxhall All Models (except 'Victor' and 'Envoy') 1960.	58734 F700 (Export). 12v.; double contact; C.P.R.; peaked; American sealed beam light unit. Austin A55 Mk. II (later) 1960.
58585 F700 (vertical dip, Export). 12v.; double contact; C.P.R. Karrier 'Bantam' 1960.	58618 F700 (dip left, Export). 12v.; double contact; C.P.R.; Lucas sealed beam light unit. Layton Sports Car 'Jomar' 1960.	58772 F700 (Export). 12v.; double contact; C.P.R. (combined head and side lamp rim); American sealed beam light unit. Austin A40 1960.
58588 PF700 (vertical dip, Export). 12v.; double contact; C.P.R. Jaguar Mk. IX and XK150 (later) 1960.	58631 F700 (vertical dip, Export). 12v.; double contact; C.P.R. Lotus 'Elite' 1959-60.	58773 F700 (Export). 12v.; double contact; C.P.R.; American sealed beam light unit. Rover '80' and '100' (later) 1960.
58589 F700 (vertical dip, Export). 12v.; double contact; C.P.R. Rover 3 litre 1960.	58632 PF700 (vertical dip, Export). 12v.; double contact; C.P.R. Jaguar Mk. IX 1960.	58776 F700 (Export U.S.A.). 12v.; less light unit; C.P.R. Austin-Healey '3000' 1960.
58608 F700 (vertical dip, Export). 12v.; double contact; primer rim; peaked with C.P. edge. Singer 'Gazelle' 1960. Sunbeam 'Rapier' 1960.	58633 PF700 (vertical dip, Export). 12v.; double contact; C.P.R. Jaguar Mk. IX and XK150 1960.	053241 CFT700S. 12v.; E.B., C.P.R. finish. Morrison Electriccars D4, E and EH 1955-60.
58609 F700 (vertical dip, Export). 12v.; double contact; C.P.R.; peaked. Humber 'Hawk' and 'Super Snipe' 1960.	58634 F700 (vertical dip, Export). 12v.; double contact; C.P.R. Jaguar 2.4, 3.4 and 3.8 litre 1960.	056991 F700GS (vertical dip). 12v.; double contact; deep bronze green finish. Commer 3 ton four-wheel drive 1956.
	58655 F700 (vertical dip, Export). 12v.; double contact; primer rim; peaked. Hillman 'Minx' and 'Husky' Series II 1960. Sunbeam 'Alpine' 1960.	057458 F700 (dip left). 12v.; double contact; less rim. Trojan 20/25 cwt. 1959-60.
		54052111 F700 (dip left). 12v.; double contact; less rim. Simca-Aronde 'Elysée', 'Etoile' and 'Monthlery' 1960.




LUCAS

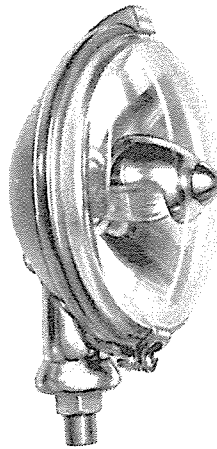
SECTION

H


FOG, PASS AND DRIVING LAMPS




MODEL 4SM




MODEL
SLR576
SFT576 (Block Lens)




MODEL 4FT
4LR (Plain Lens)




MODEL
WFT576
WLR576 (Plain
Lens)




MODEL 5WFT



MODEL CLR700S
CFT700S (Block
Lens)



MODEL 5FT
5LR (Plain Lens)



MODEL SFT700
SLR700 (Plain Lens)



FOG, PASS AND DRIVING LAMPS

Model and Part No.	Finish	Lens	Voltage	Diameter	Bulb Holder	Lamp No.	Switch	Knob	Bracket
SFT576									
55127	C.P.	Block	6	5 3/4"	S.C.	55127	—	—	—
55128	C.P.	Block	12	5 3/4"	S.C.	55128	—	—	—
55130	C.P.	†Block	6	5 3/4"	S.C.	55130	—	—	—
55133	C.P.	†Block	12	5 3/4"	S.C.	55133	—	—	—
55151	C.P.	Block	12	5 3/4"	D.C.	55151	—	—	—
55160	C.P.	Block	12	5 3/4"	S.C.	55160	—	—	—
55165	C.P.	Block	12	5 3/4"	S.C.	55165	—	—	—
55167	C.P.	Block	12	5 3/4"	D.C.	55167	—	—	—
55174	C.P.	Block	12	5 3/4"	S.C.	55174	—	—	—
55187	C.P.	Block	12	5 3/4"	S.C.	55187	—	—	—
55196	C.P.	Block	12	5 3/4"	S.C.	55196	—	—	—
55209	C.P.	Block	12	5 3/4"	S.C.	55209	—	—	—
55236	C.P.	Block	12	5 3/4"	D.C.	55236	—	—	—
55239	C.P.	Block	12	5 3/4"	S.C.	55239	—	—	—
55240	C.P.	Block	12	5 3/4"	S.C.	55240	—	—	—
053271	C.P.	Block	6	5 3/4"	S.C.	55127	31201	314403	056117
053272	C.P.	Block	12	5 3/4"	S.C.	55128	31201	314403	056117
54052080	C.P.	Block	6	5 3/4"	S.C.	55127	31991	—	056117
54052081	C.P.	Block	12	5 3/4"	S.C.	55128	31991	—	056117
54052140	C.P.	Block	6	5 3/4"	S.C.	55127	31991	—	—
54052141	C.P.	Block	12	5 3/4"	S.C.	55128	31991	—	—
WFT576									
55189	C.P.	Block	12	5 3/4"	S.C.	55189	—	—	—
55197	C.P.	Block	6	5 3/4"	S.C.	55197	—	—	—
55198	C.P.	†Block	6	5 3/4"	S.C.	55198	—	—	—
55199	C.P.	†Block	12	5 3/4"	S.C.	55199	—	—	—
55216	C.P.	†Block	24	5 3/4"	D.C.	55216	—	—	—
55217	C.P.	Block	24	5 3/4"	D.C.	55217	—	—	—
053312	C.P.	Block	12	5 3/4"	S.C.	55189	§031218	314026	—
54052082	C.P.	Block	12	5 3/4"	S.C.	55189	31991	—	—
SLR576									
55131	C.P.	Plain	6	5 3/4"	S.C.	55131	—	—	—
55132	C.P.	Plain	12	5 3/4"	S.C.	55132	—	—	—
55144	C.P.	†Plain	6	5 3/4"	S.C.	55144	—	—	—
55145	C.P.	†Plain	12	5 3/4"	S.C.	55145	—	—	—
55161	C.P.	Plain	12	5 3/4"	S.C.	55161	—	—	—
55208	C.P.	Plain	12	5 3/4"	S.C.	55208	—	—	—
053276	C.P.	Plain	6	5 3/4"	S.C.	55131	31201	318352	056117
053277	C.P.	Plain	12	5 3/4"	S.C.	55132	31201	318352	056117
053313	C.P.	Plain	12	5 3/4"	S.C.	55132	31620	—	065284
053317	C.P.	Plain	12	5 3/4"	S.C.	55132	—	—	—
54052083	C.P.	Plain	6	5 3/4"	S.C.	55131	31991	—	056117
54052084	C.P.	Plain	12	5 3/4"	S.C.	55132	31991	—	056117
54052142	C.P.	Plain	6	5 3/4"	S.C.	55131	31991	—	—
54052143	C.P.	Plain	12	5 3/4"	S.C.	55132	31991	—	—
WLR576									
55188	C.P.	Plain	12	5 3/4"	S.C.	55188	—	—	—
55200	C.P.	Plain	6	5 3/4"	S.C.	55200	—	—	—
55201	C.P.	†Plain	6	5 3/4"	S.C.	55201	—	—	—
55218	C.P.	†Plain	24	5 3/4"	D.C.	55218	—	—	—
55219	C.P.	Plain	24	5 3/4"	D.C.	55219	—	—	—
053311	C.P.	Plain	12	5 3/4"	S.C.	55188	§031218	314026	—
54052085	C.P.	Plain	12	5 3/4"	S.C.	55188	31991	—	—
CFT700S									
55125	B./C.P.R.	†Block	12	7 1/4"	D.C.	55125	—	—	—
55248	B./C.P.R.	†Domed, fluted	6	7 1/4"	S.C.	55248	—	—	—
55249	B./C.P.R.	†Domed, fluted	12	7 1/4"	D.C.	55249	—	—	—
55250	B./C.P.R.	†Domed, fluted	24	7 1/4"	D.C.	55250	—	—	—
55251	B./C.P.R.	Domed, fluted	6	7 1/4"	S.C.	55251	—	—	—
55252	B./C.P.R.	Domed, fluted	12	7 1/4"	D.C.	55252	—	—	—
55253	B./C.P.R.	Domed, fluted	24	7 1/4"	D.C.	55253	—	—	—
053240	B./C.P.R.	Block	6	7 1/4"	S.C.	55121	§031218	314026	056117
053241	B./C.P.R.	Block	12	7 1/4"	D.C.	55122	§031218	314026	056117
053242	B./C.P.R.	Block	24	7 1/4"	D.C.	55123	§031218	314026	056117
053243	B./C.P.R.	†Block	6	7 1/4"	S.C.	55124	§031218	314026	056117
053244	B./C.P.R.	†Block	12	7 1/4"	D.C.	55125	§031218	314026	056117
053245	B./C.P.R.	†Block	24	7 1/4"	D.C.	55126	§031218	314026	056117
54052132	B./C.P.R.	Block	6	7 1/4"	S.C.	55121	§031218	314026	—
54052133	B./C.P.R.	Block	12	7 1/4"	D.C.	55122	§031218	314026	—
54052134	B./C.P.R.	Block	24	7 1/4"	D.C.	55123	§031218	314026	—
54052135	B./C.P.R.	†Block	6	7 1/4"	S.C.	55124	§031218	314026	—
54052136	B./C.P.R.	†Block	12	7 1/4"	D.C.	55125	§031218	314026	—

For detailed spare parts, see pages H6-H13

† Amber lens † Yellow bulb † Yellow lens § Supplied with knob ° Handle
 S.C. ... Single contact D.C. ... Double contact B. ... Black C.P. ... Chromium plated C.P.R. ... Chromium plated rim continued

FOG, PASS AND DRIVING LAMPS



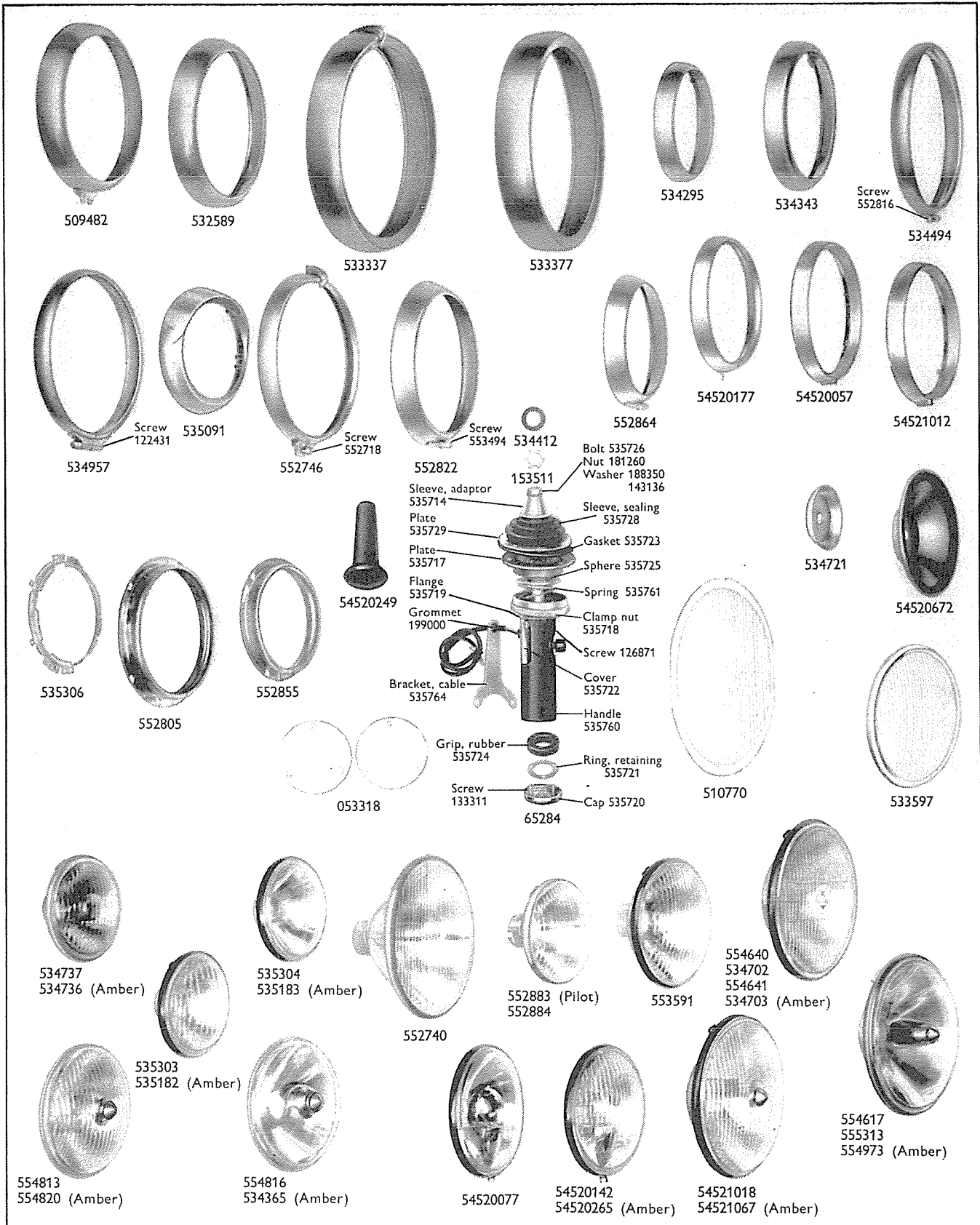
Model and Part No.	Finish	Lens	Voltage	Diameter	Bulb Holder	Lamp No.	Switch	Knob	Bracket
CFT700S									
<i>—continued</i>									
54052137	B./C.P.R.	‡Block	24	7 $\frac{1}{4}$ "	D.C.	55126	§031218	314026	—
54052166	B./C.P.R.	‡Domed, fluted	6	7 $\frac{1}{4}$ "	S.C.	55251	§031218	314026	—
54052167	B./C.P.R.	‡Domed, fluted	12	7 $\frac{1}{4}$ "	D.C.	55252	§031218	314026	—
54052168	B./C.P.R.	‡Domed, fluted	24	7 $\frac{1}{4}$ "	D.C.	55253	§031218	314026	—
54052169	B./C.P.R.	‡Domed, fluted	6	7 $\frac{1}{4}$ "	S.C.	55248	§031218	314026	—
54052170	B./C.P.R.	‡Domed, fluted	12	7 $\frac{1}{4}$ "	D.C.	55249	§031218	314026	—
54052171	B./C.P.R.	‡Domed, fluted	24	7 $\frac{1}{4}$ "	D.C.	55250	§031218	314026	—
SFT700S									
55084	C.P.	Block	—	7 $\frac{1}{4}$ "	S.C.	55084	—	—	—
55089	C.P.	‡Block	—	7 $\frac{1}{4}$ "	S.C.	55089	—	—	—
55244	C.P.	‡Block	6	7 $\frac{1}{4}$ "	S.C.	55244	—	—	—
55245	C.P.	‡Block	12	7 $\frac{1}{4}$ "	S.C.	55245	—	—	—
55246	C.P.	Block	6	7 $\frac{1}{4}$ "	S.C.	55246	—	—	—
55247	C.P.	Block	12	7 $\frac{1}{4}$ "	S.C.	55247	—	—	—
053189	C.P.	Block	6	7 $\frac{1}{4}$ "	S.C.	55084	§031218	314026	056117
053190	C.P.	Block	12	7 $\frac{1}{4}$ "	S.C.	55084	§031218	314026	056117
053200	C.P.	‡Block	6	7 $\frac{1}{4}$ "	S.C.	55089	§031218	314026	056117
053201	C.P.	‡Block	12	7 $\frac{1}{4}$ "	S.C.	55089	§031218	314026	056117
54052074	C.P.	Block	6	7 $\frac{1}{4}$ "	S.C.	55084	31991	—	056117
54052075	C.P.	Block	12	7 $\frac{1}{4}$ "	S.C.	55084	31991	—	056117
54052076	C.P.	‡Block	6	7 $\frac{1}{4}$ "	S.C.	55089	31991	—	056117
54052077	C.P.	‡Block	12	7 $\frac{1}{4}$ "	S.C.	55089	31991	—	056117
54052126	C.P.	Block	6	7 $\frac{1}{4}$ "	S.C.	55084	31991	—	—
54052127	C.P.	Block	12	7 $\frac{1}{4}$ "	S.C.	55084	31991	—	—
54052128	C.P.	‡Block	6	7 $\frac{1}{4}$ "	S.C.	55089	31991	—	—
54052129	C.P.	‡Block	12	7 $\frac{1}{4}$ "	S.C.	55089	31991	—	—
54052162	C.P.	Block	6	7 $\frac{1}{4}$ "	S.C.	55246	31991	—	—
54052163	C.P.	Block	12	7 $\frac{1}{4}$ "	S.C.	55247	31991	—	—
54052164	C.P.	‡Block	6	7 $\frac{1}{4}$ "	S.C.	55244	31991	—	—
54052165	C.P.	‡Block	12	7 $\frac{1}{4}$ "	S.C.	55245	31991	—	—
CLR700S									
053305	B./C.P.R.	Plain	12	7 $\frac{1}{4}$ "	D.C.	55152	31201	318352	056117
053306	B./C.P.R.	Plain	24	7 $\frac{1}{4}$ "	D.C.	55153	31201	318352	056117
54052138	B./C.P.R.	Plain	12	7 $\frac{1}{4}$ "	D.C.	55152	31201	318352	—
54052139	B./C.P.R.	Plain	24	7 $\frac{1}{4}$ "	D.C.	55153	31201	318352	—
SLR700S									
55081	C.P.	Plain	12	7 $\frac{1}{4}$ "	S.C.	55081	—	—	—
55214	C.P.	Plain	6	7 $\frac{1}{4}$ "	S.C.	55214	—	—	—
053274	C.P.	Plain	6	7 $\frac{1}{4}$ "	S.C.	55214	31201	318352	056117
053275	C.P.	Plain	12	7 $\frac{1}{4}$ "	S.C.	55081	31201	318352	056117
053282	C.P.	‡Plain	6	7 $\frac{1}{4}$ "	S.C.	55142	—	—	—
053283	C.P.	‡Plain	12	7 $\frac{1}{4}$ "	S.C.	55142	—	—	—
053314	C.P.	Plain	12	7 $\frac{1}{4}$ "	S.C.	55081	31620	—	°65284
54052078	C.P.	Plain	6	7 $\frac{1}{4}$ "	S.C.	55214	31991	—	056117
54052079	C.P.	Plain	12	7 $\frac{1}{4}$ "	S.C.	55081	31991	—	056117
54052130	C.P.	Plain	6	7 $\frac{1}{4}$ "	S.C.	55214	31991	—	—
54052131	C.P.	Plain	12	7 $\frac{1}{4}$ "	S.C.	55081	31991	—	—
4FT									
55168	C.P.	Block	6	5 $\frac{7}{16}$ "	S.C.	55168	—	—	535078
55169	C.P.	Block	12	5 $\frac{7}{16}$ "	S.C.	55169	—	—	535078
55190	C.P.	‡Block	6	5 $\frac{7}{16}$ "	S.C.	55190	—	—	535078
55191	C.P.	‡Block	12	5 $\frac{7}{16}$ "	S.C.	55191	—	—	535078
4LR									
55170	C.P.	Clear	6	5 $\frac{7}{16}$ "	S.C.	55170	—	—	535078
55171	C.P.	Clear	12	5 $\frac{7}{16}$ "	S.C.	55171	—	—	535078
55192	C.P.	‡Clear	6	5 $\frac{7}{16}$ "	S.C.	55192	—	—	535078
55193	C.P.	‡Clear	12	5 $\frac{7}{16}$ "	S.C.	55193	—	—	535078
4SM									
55173	C.P.	Clear	12	5 $\frac{7}{16}$ "	S.C.	55173	—	—	—
SFT									
55213	C.P.	Block	12	6 $\frac{1}{8}$ "	S.C.	55213	—	—	—
053315	C.P.	Block	12	6 $\frac{1}{8}$ "	S.C.	55213	31201	314403	54520144
54052086	C.P.	Block	12	6 $\frac{1}{8}$ "	S.C.	55213	31991	—	54520144
SWFT									
55232	C.P.	Block	12	6 $\frac{1}{8}$ "	S.C.	55232	—	—	—
55233	C.P.	Block	12	6 $\frac{1}{8}$ "	S.C.	55233	—	—	—
5LR									
55212	C.P.	Clear	12	6 $\frac{1}{8}$ "	S.C.	55212	—	—	—
053316	C.P.	Clear	12	6 $\frac{1}{8}$ "	S.C.	55212	31201	318352	54520144
54052087	C.P.	Clear	12	6 $\frac{1}{8}$ "	S.C.	55212	31991	—	54520144

For detailed spare parts, see pages H6-H13

‡ Amber lens § Supplied with knob ° Handle S.C. ... Single contact D.C. ... Double contact
 B. ... Black C.P. ... Chromium plated C.P.R. ... Chromium plated rim




FOG, PASS AND DRIVING LAMPS



For detailed spare parts, see pages H6-H13

FOG, PASS AND DRIVING LAMPS



For detailed spare parts, see pages H6-H13

DETAILED SPARE PARTS

H6

50417 — 55052

FOG, PASS AND DRIVING LAMPS

Part No.	50417E	†55009A	†55010	†55027B	†55029E	55030A	55031A	†55039A	55043H	†55044A	†55049B	†55052F
Model	FFT462P	FT58	FT57	CFT57	SFT575	FT67A	RSFT700S	FT57	FFT462	FT58-2	SFT462	FFT575
Finish	C.P.R.	Chromium	Chromium	Black, C.P.R.	Chromium	Chromium	Chromium	Chromium (6v 053189) (12v 54052075)	C.P.R.	Chromium	Chromium	C.P.R.
Replaced by (see footnote)	—	(54052075)	(54052075)	(053241)	(55128)	—	—	—	—	(55084)	(55169)	(55090)
§Rim or door	552864	509482	532589	532589	534343	533337	552746	532589	552864	533088/S	534295	552822
§Screw or catch, rim fixing	552816	552255	532590	532590	144921	509936	552718	532590	552816	552255	144921	553494
Spring, catch	—	—	—	—	—	509191	—	—	—	—	—	—
Plate, rim fixing	—	—	—	—	534296	—	—	—	—	—	534296	—
§Wires, set, fixing	—	516190	504665	504665	504665	533320	—	504665	—	516190	504665	—
§Bead, lens joint	—	533543	533543	533543	—	508736	—	533543	—	533097	—	—
§Lens	—	533597	533597	533597	—	510770	—	533597	—	530716	—	—
§Backshell	—	532584	532584	533459	—	532584	—	532584	—	532598	—	—
§Bulb holder or adaptor	554609	532611	532611	504804	554607	532611	554607	532611	554607	504804	554607	554607
§Sleeve, terminal	555910	—	—	555910	555910	—	555910	—	555910	555910	555910	555910
Clip and screw	—	510049	510049	551807	§§510225	510049	—	510049	—	551807	§§552335	—
Washer, cable grip	—	—	—	**511658	188330	188330	—	—	—	—	†186130	—
Pin, cotter, backshell	—	—	—	186711	—	—	—	—	—	—	—	—
§Excluder, dust	552857	—	—	—	—	—	—	—	552857	—	—	552806
§Light unit	552883	—	—	—	553591	—	552740	—	552884	—	552884	553591
§Screw, reflector	—	—	—	—	—	—	—	—	—	—	—	554288
§Rim or plate, unit retaining	552855	—	—	—	—	—	—	—	552855	—	—	552805
§Bracket, unit rim	—	—	—	—	—	—	—	—	552817	—	—	—
Shield, bulb	552492	—	—	—	552492	502745	—	—	552492	—	552492	552492
Bolt, lamp fixing	—	—	503014	503014	503014	503014	503014	503014	—	503014	503014	—
§Nut, fixing bolt	—	180364	533537	180364	180364	180377	180377	533537	—	180361	180377	—
Washer, locking	—	188349	188349	188349	188349	188349	188349	188349	—	188349	188349	—
Base	—	504257	504257	511356	534155	504257	—	504257	—	504257	551968	—
Shock absorbers	—	—	—	—	—	—	—	—	—	—	—	—
§Junction box	—	770002	770002	—	—	—	—	770002	—	—	—	—
§Bulb, 6 volt	—	—	130	—	—	—	—	—	—	—	—	—
§Bulb, 12 volt	325 ‡222	87	87	57	185	87	185	87	325	57	††325 ‡‡185	325
§Bulb, 24 volt	—	—	—	—	—	—	—	—	—	—	—	—
Motif.	—	—	—	—	—	—	—	—	—	—	186906	—
Bracket, body	—	516191	—	—	—	—	—	—	—	516191	—	—
Screw, trimmer	554288	—	—	†126544	†126544	—	—	—	554288	—	—	—
Washer, cupped or shakeproof	552818	—	—	—	—	—	—	—	—	—	—	—
Spring, trimmer	552813	—	—	—	—	—	—	—	552813	—	—	552813
§Gasket, body or base	552856	—	—	—	—	—	—	—	552856	—	—	552823
Screw, lamp fixing	—	—	—	—	—	—	—	—	—	—	—	—
§Grommet, fixing screw	—	—	—	—	—	—	—	—	§554626	—	—	—
Boss	—	—	—	—	—	—	—	—	—	—	—	—

Note. For replacement lamp spare parts, see appropriate column under part number; for replacement sets, see pages H2 and H3 † When ordering quote part number shown in brackets ‡ Pilot bulb
 § Recommended spares for stock †† Screw, cable clip § Sleeve, sealing ** Clip, backshell †† 38 watt ‡‡ 48 watt §§ Clip, cable C.P.R. . . Chromium Plated Rim

For illustrations, see pages H4-H5

continued

DETAILED SPARE PARTS

Part No.	†55055D	†55062B	†55063B	†55074D	†55075B	55077A	55080B	55081B	55084B	†55085A	55086A	55087A
Model	SFT700S	SFT462	SFT462	FFT575	SFT462	FT67A	FFT575	SLR700S	SFT700S	SFT462	SFT462	WFT462
Finish	Chromium	Chromium	Chromium	C.P.R.	Chromium	Chromium	—	Chromium	Chromium	Chromium	Chromium	Chromium
Replaced by (see footnote)	(54052075)	(6v 55168) (12v 55169)	(6v 55168) (12v 55169)	(55080)	(6v 55168) (12v 55169)	—	—	—	—	(55169)	—	—
§Rim or door	534494	534295	534295	—	534295	533377	—	534494	534494	534295	534295	534295
§Screw or catch, rim fixing	552816	144921	144921	—	144921	509936	—	552816	552816	144921	144921	113610
Spring, catch	—	—	—	—	—	509191	—	—	—	—	—	—
Plate, rim fixing	—	534296	534296	—	534296	—	—	—	—	534296	534296	534296
§Wires, set, fixing	—	504665	504665	—	504665	533320	—	—	—	504665	504665	504665
§Bead, lens joint	—	—	—	—	—	508736	—	—	—	—	—	—
§Lens	—	—	—	—	—	510770	—	—	—	—	—	—
§Backshell	—	—	—	—	—	532584	—	—	—	—	—	—
Contacts	534493	—	—	—	—	—	—	534493	534493	—	—	—
§Bulb holder or adaptor	—	554607	554607	554607	554607	532611	554607	—	—	534727	534727	534727
§Sleeve, terminal	555910	555910	555910	555910	555910	—	555910	555910	555910	555910	555910	555910
Clip and screw	—	—	—	—	—	510049	—	—	—	—	—	—
§Excluder, dust	—	—	—	553694	—	—	553694	—	—	—	—	‡534722
§Light unit	534702	552884	552884	553591	552884	—	553591	554617	534702	534737	534736	534737
§Reflector	—	—	—	—	—	—	—	—	—	—	—	—
Screw, reflector	—	—	—	554288	—	—	554288	—	—	—	—	—
§Rim or plate, unit retaining	—	—	—	552805	—	—	552805	—	—	—	—	—
Spring, bulb retaining or earthing	534779	—	—	—	—	—	—	534779	534779	—	—	—
Shield, bulb	552492	552492	552492	552492	552492	502745	—	534509	552492	552492	552492	552492
Screw, bulb shield	—	—	—	—	—	—	—	126463	—	—	—	—
Washer, bulb shield	—	—	—	—	—	—	—	188330	—	—	—	—
Bolt, lamp fixing	503014	503014	503014	—	503014	503014	—	503014	503014	503014	503014	—
§Nut, fixing bolt	180377	180377	533537	—	180377	533537	—	180377	180377	180377	180377	181261
Washer, locking	188349	188349	188349	—	188349	188349	—	188349	188349	188349	188349	188350
Base	534386	551968	551968	—	551968	504257	—	534386	534386	551968	551968	534732
Screw, earth terminal	—	—	—	—	—	—	—	—	—	—	—	—
§Junction box	—	—	770002	—	—	—	—	—	—	—	—	—
§Bulb, 6 volt	—	—	—	—	172	—	—	—	—	173	173	173
§Bulb, 12 volt	—	325	325	325	325	87	321	185	—	325	325	325
§Bulb, 24 volt	—	—	—	—	—	—	—	—	—	—	—	—
Motif	—	—	—	—	—	—	—	—	—	—	—	534734
Washer, motif	—	—	—	—	—	—	—	—	—	—	—	—
Bracket, body	—	—	—	—	—	—	—	—	—	—	—	—
Screw, body	—	—	—	—	—	—	—	—	—	—	—	—
Washer, cupped or shakeproof	—	—	—	—	—	—	—	—	—	—	—	—
Spring, trimmer	—	—	—	552813	—	—	552813	—	—	—	—	—
§Gasket, body or base	—	—	—	552823	—	—	552823	—	—	—	—	—
Screw, lamp fixing	—	—	—	—	—	—	—	—	—	—	—	—
§Grommet, fixing screw	—	—	—	—	—	—	—	—	—	—	—	—
Boss	—	—	—	—	—	—	—	534510 534515	—	—	—	—

FOG, PASS AND DRIVING LAMPS

55055 — 55087

Note. For replacement lamp spare parts, see appropriate column under part number; for replacement sets, see pages H2 and H3 † When ordering quote part number shown in brackets
‡ Washer, rubber, lamp seating § Recommended spares for stock || Plate, lamp seating C.P.R. . . Chromium plated rim

DETAILED SPARE PARTS

H8

55088 — 55125

FOG, PASS AND DRIVING LAMPS

Part No.	55088A	†55089B	55090A	†55092A	†55094A	†55098B	†55120A	55121B/D	†55122B/D	55123B/D	55124B/D	55125B/D
Model	WFT462	SFT700S	FFT575	SFT700S	SFT700S	FFT462	SLR700S	CFT700S	CFT700S	CFT700S	CFT700S	CFT700S
Finish	Chromium	Chromium	C.P.R.	Chromium	Chromium	C.P.R.	Chromium	Black, C.P.R.	Black, C.P.R.	Black, C.P.R.	Black, C.P.R.	Black, C.P.R.
Replaced by (see footnote)	—	(6v 053201) (12v 053200)	—	(053190)	(55084)	(55043)	(6v 053274) (12v 55081)	—	(053241)	—	—	—
§Rim or door	534295	534494	552822	534494	534494	552864	534494	534957	534957	534957	534957	534957
§Screw or catch, rim fixing	113610	552816	553494	552816	552816	552816	552816	122431	122431	122431	122431	122431
Screw, rim bracket	—	—	—	—	—	—	—	116003	116003	116003	116003	116003
Washer, lock	—	—	—	—	—	—	—	188412	188412	188412	188412	188412
Plate, rim fixing	534296	—	—	—	—	—	—	—	—	—	—	—
§Wires, set, fixing	504665	—	—	—	—	—	—	—	—	—	—	—
Contacts	—	534493	—	534493	534493	—	534493	—	—	—	—	—
§Bulb holder or adaptor	534727	—	554607	—	—	554607	—	554645	554946	554946	554645	554946
§Sleeve, terminal	555910	555910	555910	555910	555910	555910	555910	555910	555910	555910	555910	555910
§Excluder, dust	†534722	—	552806	—	—	552857	—	—	—	—	—	—
§Light unit	534736	534703	553591	534702	534702	552884	554617	554640	554640	554640	554641	554641
Screw, reflector	—	—	554288	—	—	554288	—	—	—	—	—	—
§Rim or plate, unit retaining	—	—	552805	—	—	552855	—	—	—	—	—	—
§Bracket, unit rim	—	—	—	—	—	552817	—	—	—	—	—	—
Clamp, light unit	—	—	—	—	—	—	—	—	—	—	—	—
Cushion, clamp	—	—	—	—	—	—	—	—	—	—	—	—
Screw, clamp	—	—	—	—	—	—	—	—	—	—	—	—
Spring, bulb retaining or earthing	—	534779	—	534779	534779	—	534779	—	—	—	—	—
Shield, bulb	552492	552492	—	552492	552492	552492	534509	552492	552492	552492	552492	552492
Screw, bulb shield	—	—	—	—	—	—	126463	—	—	—	—	—
Washer, bulb shield	—	—	—	—	—	—	188330	—	—	—	—	—
Bolt, lamp fixing	—	503014	—	503014	503014	—	503014	503014	503014	503014	503014	503014
§Nut, fixing bolt	181261	180377	—	—	180377	—	180377	153511	153511	153511	153511	153511
Washer, locking	188350	188349	—	188349	188349	—	188349	188349	188349	188349	188349	188349
Base	¶534732	534386	—	534386	534386	—	534386	535558	535558	535558	535558	535558
§Bulb, 6 volt	173	—	—	—	—	—	—	173	—	—	173	—
§Bulb, 12 volt	325	—	321	—	—	—	—	—	326	—	—	326
§Bulb, 24 volt	—	—	—	—	—	—	—	—	—	330	—	—
Motif.	534734	—	—	—	—	—	—	—	—	—	—	—
Washer, motif	—	—	—	—	—	—	—	—	—	—	—	—
Bracket, body	—	—	—	—	—	—	—	—	—	—	—	—
Screw, body	—	—	—	—	—	—	—	—	—	—	—	—
Washer, cupped or shakeproof	—	—	—	—	—	—	—	—	—	—	—	—
Spring, trimmer	—	—	552813	—	—	552813	—	—	—	—	—	—
§Gasket, body or base	—	—	552823	—	—	552856	—	534993	534993	534993	534993	534993
Screw, lamp fixing	—	—	—	—	—	—	—	—	—	—	—	—
§Grommet, fixing screw	—	—	—	—	—	§554626	534510	534986	534986	534986	534986	534986
Boss	—	—	—	—	—	—	534515	—	—	—	—	—

Note. For replacement lamp spare parts, see appropriate column under part number; for replacement sets, see pages H2 and H3
 † Washer, rubber, lamp seating § Recommended spares for stock || Nut, fixing screw ¶ Plate, lamp seating § Sleeve, sealing C.P.R. . . Chromium plated rim
 † When ordering quote part number shown in brackets

For illustrations, see pages H4-H5

continued

DETAILED SPARE PARTS

FOG, PASS AND DRIVING LAMPS

Part No.	55126B/D	55127E	55128E	55130E	55131E	55132E	55133H	55142A	55144E	55145E	55150B	55151B/F	55152D
Model	CFT700S	SFT576	SFT576	SFT576	SLR576	SLR576	SFT576	SLR700S	SLR576	SLR576	FFT462	SFT576	CLR700S
Finish	Black, C.P.R.	Chromium	Chromium	Chromium	Chromium	Chromium	Chromium	Chromium	Chromium	Chromium	C.P.R.	Chromium	Black, C.P.R.
Replaced by (see footnote) . .	—	—	—	—	—	—	—	—	—	—	—	—	—
§Rim or door	534957	—	—	—	—	—	—	534494	—	—	552864	—	534957
§Screw or catch, rim fixing . .	122431	—	—	—	—	—	—	552816	—	—	552816	—	122431
Screw, rim bracket	116003	—	—	—	—	—	—	—	—	—	—	—	116003
Washer, lock	188412	—	—	—	—	—	—	—	—	—	—	—	188412
Contacts	—	—	—	—	—	—	—	534493	—	—	—	—	—
§Bulb holder or adaptor	554946	54520352	54520352	54520352	54520352	54520352	54520352	—	54520352	54520352	554607	554822	554946
§ Sleeve, terminal	555910	555910	555910	555910	555910	555910	555910	555910	555910	555910	555910	555910	555910
Grommet, cable entry	—	—	—	—	—	—	—	534510	—	—	—	—	534510
§ Excluder, dust	—	—	—	—	—	—	—	—	—	—	552857	—	—
§ Light unit	554641	554813	554813	554820	554816	554816	554820	554973	534365	534365	552884	554813	555313
§ Rim or plate, unit retaining . .	—	—	—	—	—	—	—	—	—	—	552855	—	—
§ Bracket, unit rim	—	—	—	—	—	—	—	—	—	—	552817	—	—
Clamp, light unit	—	535009	535009	535009	535009	535009	535009	—	535009	535009	—	535009	—
Cushion, clamp	—	534383	534383	534383	534383	534383	534383	—	534383	534383	—	534383	—
§ Screw, clamp	—	144921	144921	144921	144921	144921	144921	—	144921	144921	—	144921	—
Spring, earthing	—	—	—	—	—	—	—	534779	—	—	—	—	—
Bracket, bulb cover	—	—	—	—	—	—	—	—	—	—	—	—	—
Shield, bulb	552492	—	—	—	—	—	—	534509	—	—	552492	—	534509
Screw, bulb shield	—	—	—	—	—	—	—	126463	—	—	—	—	126463
Washer, bulb shield	—	—	—	—	—	—	—	188330	—	—	—	—	188330
Bolt, lamp fixing	503014	503014	503014	503014	503014	503014	503014	503014	503014	503014	—	503014	503014
§ Nut, fixing bolt	180377	180377	180377	180377	180377	180377	180377	180377	180377	180377	—	180377	180377
Nut, lock, nut fixing	153511	—	—	—	—	—	—	—	—	—	—	—	153511
Washer, locking	188349	188349	188349	188349	188349	188349	188349	188349	188349	188349	—	188349	188349
Base	535558	534386	534386	534386	534386	534386	534386	534386	534386	534386	—	—	535558
Shock absorbers	—	—	—	—	—	—	—	—	—	—	—	—	—
Screw, earth terminal	—	—	—	—	—	—	—	—	—	—	—	—	—
§ Bulb, 6 volt	—	173	—	173	172	—	—	—	172	—	—	—	—
§ Bulb, 12 volt	—	—	323	—	—	185	323	—	—	185	325	409	177
§ Bulb, 24 volt	330	—	—	—	—	—	—	—	—	—	—	—	—
Motif	—	—	—	—	—	—	—	—	—	—	—	—	—
Washer, motif or fixing	—	—	—	—	—	—	—	—	—	—	—	—	—
Bracket, body or fixing	—	—	—	—	—	—	—	—	—	—	—	—	—
Screw, trimmer or body	—	—	—	—	—	—	—	—	—	—	554288	—	—
Washer, cupped or shakeproof . .	—	—	—	—	—	—	—	—	—	—	—	—	—
Spring, trimmer	—	—	—	—	—	—	—	—	—	—	552813	—	—
§ Gasket, body or base	534993	—	—	—	—	—	—	—	—	—	552856	—	534993
§ Grommet, fixing screw	534986	—	—	—	—	—	—	—	—	—	‡554626	—	534986
Boss	—	—	—	—	—	—	—	534515	—	—	—	—	534515

Note. For replacement lamp spare parts, see appropriate column under part number; for replacement sets, see pages H2 and H3
 † When ordering quote part number shown in brackets ‡ Sleeve, sealing
 § Recommended spares for stock C.P.R. . . Chromium plated rim

DETAILED SPARE PARTS

H10

55153 — 55183

FOG, PASS AND DRIVING LAMPS

Part No.	55153D	†55159D	55160D	55161D	55165D	55167B	55168D	55169D	55170D	55171D	55173D	55174E	†55183A
Model	CLR700S	SFT576	SFT576	SLR576	SFT576	SFT576	4FT	4FT	4LR	4LR	4SM	SFT576	SFT700S
Finish	Black, C.P.R.	Chromium	Chromium	Chromium	Chromium	Chromium	Chromium	Chromium	Chromium	Chromium	Chromium	Chromium	Chromium
Replaced by (see footnote) . .	—	(55128)	—	—	—	—	—	—	—	—	—	—	(55084)
§Rim or door	534957	—	—	—	—	—	535091	535091	535091	535091	535091	—	534494
§Screw or catch, rim fixing . .	122431	—	—	—	—	—	127301	127301	127301	127301	126544	—	552816
Screw, rim bracket	116003	—	—	—	—	—	—	—	—	—	—	—	—
Washer, lock	188412	—	—	—	—	—	—	—	—	—	—	—	—
§Contacts	—	—	—	—	—	—	535080	535080	535080	535080	—	—	—
§Bulb holder or adaptor	554946	54520352	54520352	54520352	54520352	554822	—	—	—	—	—	54520352	—
§Sleeve, terminal	555910	555910	555910	555910	555910	188818	188818	188818	188818	188818	188818	555910	555910
Grommet, cable entry	534510	—	—	—	—	—	—	—	—	—	—	—	—
Cap, rubber	—	—	—	—	—	—	572363	572363	572363	572363	—	—	—
§Light unit	555313	554813	554813	554816	554813	554820	535303	535303	535304	535304	535304	554813	534702
Screw, fixing	—	—	—	—	—	—	186137	186137	186137	186137	186137	—	—
Plate, unit retaining	—	—	—	—	—	—	—	—	—	—	535306	—	—
§Bracket, unit rim or retaining .	—	—	—	—	—	—	54520655	54520655	54520655	54520655	—	—	—
Clamp, light unit	—	535009	535009	535009	535009	535009	‡54520654	‡54520654	‡54520654	‡54520654	—	535009	—
Cushion, clamp	—	534383	534383	534383	534383	534383	—	—	—	—	—	534383	—
§Screw, clamp	—	144921	144921	144921	144921	144921	—	—	—	—	—	144921	—
Spring, earthing	—	—	—	—	—	—	—	—	—	—	—	—	534779
Shield, bulb	534509	—	—	—	—	—	—	552492	552492	552492	552492	—	552492
Screw, bulb shield	126463	—	—	—	—	—	—	—	—	—	—	—	—
Washer, bulb shield	188330	—	—	—	—	—	—	—	—	—	—	—	—
Bolt, lamp fixing	503014	503014	503014	503014	503014	503014	522964	522964	522964	522964	54520348	503014	503014
§Nut, fixing bolt	180377	180377	180377	180377	180377	180377	181261	181261	181261	181261	572614	180377	180377
Nut, lock, nut fixing	153511	—	—	—	—	—	—	—	—	—	—	—	—
Washer, locking	188349	188349	188349	188349	188349	188349	188409	188409	188409	188409	188434	188349	188349
Base	535558	534386	534386	534386	534386	—	—	—	—	—	535283	534386	504257
Shock absorbers	—	—	—	—	—	554654	—	—	—	—	—	—	—
Connection, earth terminal . .	—	—	—	—	—	—	535099	535099	535099	535099	535099	—	—
§Bulb, 6 volt	—	—	—	—	—	—	173	—	172	—	—	—	—
§Bulb, 12 volt	—	323	600	600	323	408	—	325	—	162	162	323	323
§Bulb, 24 volt	331	—	—	—	—	—	—	—	—	—	—	—	—
Glass, mirror	—	—	—	—	—	—	—	—	—	—	535292	—	—
Washer, fixing bolt	—	—	—	—	—	—	534928	534928	534928	534928	‡54520677	—	—
Bracket, fixing	—	—	—	—	—	—	535078	535078	535078	535078	—	—	—
§Screw, base mounting	—	—	—	—	—	—	—	—	—	—	133791	—	—
§Gasket, body or base	534993	—	—	—	—	—	—	—	—	—	535286	—	—
§Grommet, fixing screw	534986	—	—	—	—	—	—	—	—	—	—	—	—
Screw, lamp fixing	—	—	—	—	—	—	—	—	—	—	198938	—	—
Screw, lamp fixing, short . . .	—	—	—	—	—	—	—	—	—	—	198939	—	—
Boss	534515	—	—	—	—	—	—	—	—	—	—	—	—

Note. For replacement lamp spare parts, see appropriate column under part number; for replacement sets, see pages H2 and H3
 † Spring, mirror glass retaining ‡ Rubber, mirror seating C.P.R. Chromium plated rim † Bracket, light unit retaining (bottom) § Recommended spares for stock

For illustrations, see pages H4-H5

continued

DETAILED SPARE PARTS

Part No.	55187D	55188B	55189B	55190B/D	55191D	55192D	55193D	55196B	55197B	55198B	55199B	55200B	55201B
Model	SFT576	WLR576	WFT576	4FT	4FT	4LR	4LR	SFT576	WFT576	WFT576	WFT576	WLR576	WLR576
Finish	Chromium	Chromium	Chromium	Chromium	Chromium	Chromium	Chromium	Chromium	Chromium	Chromium	Chromium	Chromium	Chromium
Replaced by (see footnote) . .	—	—	—	—	—	—	—	—	—	—	—	—	—
§Rim or door	—	—	—	535091	535091	535091	535091	—	—	—	—	—	—
§Screw or catch, rim fixing . .	—	—	—	127301	127301	127301	127301	—	—	—	—	—	—
Plate, rim fixing	—	—	—	—	—	—	—	—	—	—	—	—	—
§Wires, set, fixing	—	—	—	—	—	—	—	—	—	—	—	—	—
§Contacts	—	—	—	535080	535080	535080	535080	—	—	—	—	—	—
§Bulb holder or adaptor	54520352	54520352	54520352	—	—	—	—	54520352	54520352	54520352	54520352	54520352	54520352
§Sleeve, terminal	555910	555910	555910	188818	188818	188818	188818	555910	555910	555910	555910	555910	555910
Cap, rubber	—	572363	572363	572363	572363	572363	572363	—	572363	572363	572363	572363	572363
§Light unit	554813	554816	554813	535182	535182	535183	535183	554813	554813	554820	554820	534816	534365
Screw, reflector or fixing . . .	—	—	—	186137	186137	186137	186137	—	—	—	—	—	—
Plate, unit retaining	—	—	—	535306	—	—	—	—	—	—	—	—	—
Bracket, unit rim or retaining .	—	—	—	54520655	54520655	54520655	54520655	—	—	—	—	—	—
Clamp, light unit	535009	535009	535009	‡54520654	‡54520654	‡54520654	‡54520654	535009	535009	535009	535009	535009	535009
Cushion, clamp	534383	534383	534383	—	—	—	—	534383	534383	534383	534383	534383	534383
§Screw, clamp	144921	144921	144921	—	—	—	—	144921	144921	144921	144921	144921	144921
Shield, bulb	—	—	—	552492	552492	552492	552492	—	—	—	—	—	—
Spring, bulb shield	—	—	—	—	—	—	—	—	—	—	—	—	—
Screw, bulb shield	—	—	—	—	—	—	—	—	—	—	—	—	—
Washer, bulb shield	—	—	—	—	—	—	—	—	—	—	—	—	—
Bolt, lamp fixing	503014	—	—	522964	522964	522964	522964	503014	—	—	—	—	—
§Nut, fixing bolt	180377	181261	181261	181261	181261	181261	181261	180377	181261	181261	181261	181261	181261
Washer, locking	188349	188350	188350	188409	188409	188409	188409	188349	188350	188350	188350	188350	188350
Base	535566	—	—	—	—	—	—	534386	—	—	—	—	—
Shock absorbers	—	—	—	—	—	—	—	—	—	—	—	—	—
§Junction box	—	—	—	—	—	—	—	—	—	—	—	—	—
Screw, grub, junction box . . .	—	—	—	—	—	—	—	—	—	—	—	—	—
Connection, earth terminal . . .	—	—	—	535099	535099	535099	535099	—	—	—	—	—	—
§Bulb, 6 volt	—	—	—	173	—	172	—	—	173	173	—	172	172
§Bulb, 12 volt	323	185	323	—	325	—	162	323	—	—	323	—	—
§Bulb, 24 volt	—	—	—	—	—	—	—	—	—	—	—	—	—
Motif	—	—	—	—	—	—	—	—	—	—	—	—	—
Washer, fixing	—	—	—	534928	534928	534928	534928	—	—	—	—	—	—
Bracket, fixing	—	534732	534732	535078	535078	535078	535078	—	534732	534732	534732	534732	534732
Screw, body	—	—	—	—	—	—	—	—	—	—	—	—	—
Washer, cupped or shakeproof . .	—	—	—	—	—	—	—	—	—	—	—	—	—
Spring, trimmer	—	—	—	—	—	—	—	—	—	—	—	—	—
Washer, rubber, lamp seating . .	—	534722	534722	—	—	—	—	—	534722	534722	534722	534722	534722
Screw, lamp fixing	—	—	—	—	—	—	—	—	—	—	—	—	—
§Grommet, fixing screw	—	—	—	—	—	—	—	—	—	—	—	—	—
Boss	—	—	—	—	—	—	—	—	—	—	—	—	—

FOG, PASS AND DRIVING LAMPS

Note. For replacement lamp spare parts, see appropriate column under part number; for replacement sets, see pages H2 and H3
 ‡ Bracket, light unit retaining (bottom) § Recommended spares for stock
 || Plate, lamp fixing

H11

For illustrations, see pages H4–H5

55187 — 55201

continued

DETAILED SPARE PARTS

H12

55207 — 55233

FOG, PASS AND DRIVING LAMPS

Part No.	55207A	55208B	55209B	55212A/B	55213A/D	55214A	55215D	55216A	55217A	55218A	55219A	55232A/D	55233A/D
Model	WFT462	SLR576	SFT576	5LR	5FT	SLR700S	WLR576	WFT576	WFT576	WLR576	WLR576	5WFT	5WFT
Finish	Chromium	Chromium	Chromium	Chromium	Chromium	Chromium	Chromium	Chromium	Chromium	Chromium	Chromium	Chromium	Chromium
Replaced by (see footnote) . .	—	—	—	—	—	—	—	—	—	—	—	—	—
§Rim or door	534295	—	—	54520057	54520057	534494	54520177	—	—	—	—	54521012	54521012
§Screw or catch, rim fixing . .	113610	—	—	127511	127511	552816	144921	—	—	—	—	127511	127511
Plate, rim fixing	534296	—	—	—	—	—	—	—	—	—	—	—	—
§Wires, set, fixing	504665	—	—	—	—	—	—	—	—	—	—	—	—
Washer, rim fixing screw	—	—	—	54520195	54520195	—	—	—	—	—	—	54520195	54520195
Contacts	—	—	—	—	—	534493	—	—	—	—	—	—	—
§Bulb holder or adaptor	534727	54520352	54520352	—	—	—	54520352	554822	554822	554822	554822	—	—
§Sleeve, terminal	188818	555910	555910	555910	555910	188818	555910	188818	188818	188818	188818	555910	555910
Cap, rubber	—	—	—	—	—	—	572363	572363	572363	572363	572363	572363	572363
§Light unit	534737	554816	554813	54520077	54520142	554617	554816	554820	554813	534365	554816	54520142	54520625
Screw, reflector or fixing	—	—	—	198903	198903	—	—	—	—	—	—	54101156	54101156
§Bracket, unit rim or retaining .	—	—	—	54520146	54520146	—	—	—	—	—	—	54521013	54521013
Clamp, light unit	—	535009	535009	‡54520145	‡54520145	—	—	535009	535009	535009	535009	534721	534721
Cushion, clamp	—	534383	534383	—	—	—	—	534383	534383	534383	534383	—	—
Screw, clamp	—	144921	144921	—	—	—	—	144921	144921	144921	144921	—	—
Spring, earthing	—	—	—	—	—	534779	—	—	—	—	—	—	—
Bracket, bulb cover	—	—	—	—	—	—	—	—	—	—	—	—	—
Shield, bulb	552492	—	—	—	—	534509	—	—	—	—	—	—	—
Spring, bulb shield	—	—	—	—	—	—	—	—	—	—	—	—	—
Screw, bulb shield	—	—	—	—	—	126463	—	—	—	—	—	—	—
Washer, bulb shield	—	—	—	—	—	—	—	—	—	—	—	—	—
Bolt, lamp fixing	—	503014	503014	54100206	54100206	503014	—	—	—	—	—	54520256	54520256
§Nut, bolt fixing	181261	180377	180377	170494	170494	180377	181261	181261	181261	181261	181261	181261	181261
Washer, locking	188350	188349	188349	188435	188435	188349	—	—	—	188350	188350	—	—
Base	—	534386	534386	—	—	534386	—	—	—	—	—	—	—
Shock absorbers	—	—	—	—	—	—	—	554654	554654	554654	554654	—	—
§Junction box	—	—	—	—	—	—	—	—	—	—	—	—	—
Screw, grub, junction box	—	—	—	—	—	—	—	—	—	—	—	—	—
§Bulb, 6 volt	163	—	—	—	—	172	—	—	—	—	—	—	—
§Bulb, 12 volt	—	685	600	323	323	—	185	—	—	—	—	323	323
§Bulb, 24 volt	—	—	—	—	—	—	—	330	330	331	331	—	—
Motif	534734	—	—	—	—	—	—	—	—	—	—	—	—
Plate, lamp fixing	534732	—	—	¶170801	¶170801	—	534732	534732	534732	534732	534732	534732	534732
Bracket, fixing	—	—	—	—	—	—	—	—	—	—	—	—	—
Bolt, beam adjustment	—	—	—	54100561	54100561	—	—	—	—	—	—	—	—
Washer, cupped or shakeproof . .	—	—	—	188436	188436	188330	188350	188350	188350	—	—	188409	188409
Washer, dished	—	—	—	—	—	—	—	—	—	—	—	54520602	54520602
Washer, rubber, lamp seating . .	534722	—	—	—	—	—	534722	534722	534722	534722	534722	534722	534722
§Grommet, fixing screw	—	—	—	—	—	534510	—	—	—	—	—	—	—
Boss	—	—	—	—	—	534515	—	—	—	—	—	—	—

Note. For replacement lamp spare parts, see appropriate column under part number; for replacement sets, see pages H2 and H3 ‡ Tube, distance § Recommended spares for stock || Plate, adjusting
¶ Nut, acorn, adjustment bolt

For illustrations, see pages H4-H5

continued

DETAILED SPARE PARTS

Part No.	55236A	55239A	55240A	55244A	55245A	55246A	55247A	55248A	55249A	55250A	55251A	55252A	55253A
Model	SFT576	SFT576	SFT576	SFT700S	SFT700S	SFT700S	SFT700S	CFT700S	CFT700S	CFT700S	CFT700S	CFT700S	CFT700S
Finish	Chromium	Chromium	Chromium	Chromium	Chromium	Chromium	Chromium	Black, C.P.R.	Black, C.P.R.	Black, C.P.R.	Black, C.P.R.	Black, C.P.R.	Black, C.P.R.
Replaced by (see footnote) . .	—	—	—	—	—	—	—	—	—	—	—	—	—
§Rim or door	—	—	—	534494	534494	534494	534494	534957	534957	534957	534957	534957	534957
§Screw or catch, rim fixing . .	—	—	—	552816	552816	552816	552816	122431	122431	122431	122431	122431	122431
Screw, rim bracket	—	—	—	—	—	—	—	116003	116003	116003	116003	116003	116003
Washer, lock	—	—	—	—	—	—	—	188412	188412	188412	188412	188412	188412
Contacts	—	—	—	534493	534493	534493	534493	—	—	—	—	—	—
§Bulb holder or adaptor	554822	554667	554667	—	—	—	—	554645	554946	554946	554645	554946	554946
§Sleeve, terminal	555910	555910	555910	188818	188818	188818	188818	188818	188818	188818	188818	188818	188818
§Light unit	554813	554813	554813	54521067	54521067	54521018	54521018	54521067	54521067	54521067	54521018	54521018	54521018
Clamp, light unit	535009	535009	535009	—	—	—	—	—	—	—	—	—	—
Cushion, clamp	534383	534383	534383	—	—	—	—	—	—	—	—	—	—
Screw, clamp	144921	144921	144921	—	—	—	—	—	—	—	—	—	—
Spring, earthing	—	—	—	534779	534779	534779	534779	534779	534779	534779	534779	534779	534779
Bracket, bulb cover	—	—	—	—	—	—	—	—	—	—	—	—	—
Shield, bulb	—	—	—	54521019	54521019	54521019	54521019	54521019	54521019	54521019	54521019	54521019	54521019
Spring, bulb shield	—	—	—	—	—	—	—	—	—	—	—	—	—
Screw, bulb shield	—	—	—	126463	126463	126463	126463	126463	126463	126463	126463	126463	126463
Washer, bulb shield	—	—	—	188330	188330	188330	188330	188330	188330	188330	188330	188330	188330
Bolt, lamp fixing	503014	503014	503014	503014	503014	503014	503014	503014	503014	503014	503014	503014	503014
§Nut, bolt fixing	180377	180377	180377	180377	180377	180377	180377	180377	180377	180377	180377	180377	180377
Washer, locking	188349	188349	188349	188349	188349	188349	188349	188349	188349	188349	188349	188349	188349
Base	—	—	—	534386	534386	534386	534386	535558	535558	535558	535558	535558	535558
Shock absorbers	554654	554654	554654	—	—	—	—	—	—	—	—	—	—
§Junction box	—	—	—	—	—	—	—	—	—	—	—	—	—
Screw, grub, junction box . .	—	—	—	—	—	—	—	—	—	—	—	—	—
Screw, earth terminal	—	—	—	—	—	—	—	—	—	—	—	—	—
§Bulb, 6 volt	—	—	—	173	—	173	—	173	—	—	173	—	—
§Bulb, 12 volt	408	600	323	—	323	—	323	—	326	—	—	326	—
§Bulb, 24 volt	—	—	—	—	—	—	—	—	—	330	—	—	330
Motif	—	—	—	—	—	—	—	—	—	—	—	—	—
Washer, motif or fixing	—	—	—	—	—	—	—	—	—	—	—	—	—
Nut, lock, fixing screw	—	—	—	—	—	—	—	153511	153511	153511	153511	153511	153511
Screw, body	—	—	—	—	—	—	—	—	—	—	—	—	—
Washer, cupped or shakeproof . .	—	—	—	—	—	—	—	—	—	—	—	—	—
Spring, trimmer	—	—	—	—	—	—	—	—	—	—	—	—	—
§Gasket, body or base	—	—	—	—	—	—	—	534993	534993	534993	534993	534993	534993
Grommet	—	—	—	534510	534510	534510	534510	534510	534510	534510	534510	534510	534510
§Grommet, screw fixing	—	—	—	—	—	—	—	534986	534986	534986	534986	534986	534986
Boss	—	—	—	534515	534515	534515	534515	534515	534515	534515	534515	534515	534515

FOG, PASS AND DRIVING LAMPS

55236 — 55253

Note. For replacement lamp spare parts, see appropriate column under part number; for replacement sets, see pages H2 and H3 § Recommended spares for stock C.P.R. . . Chromium plated rim

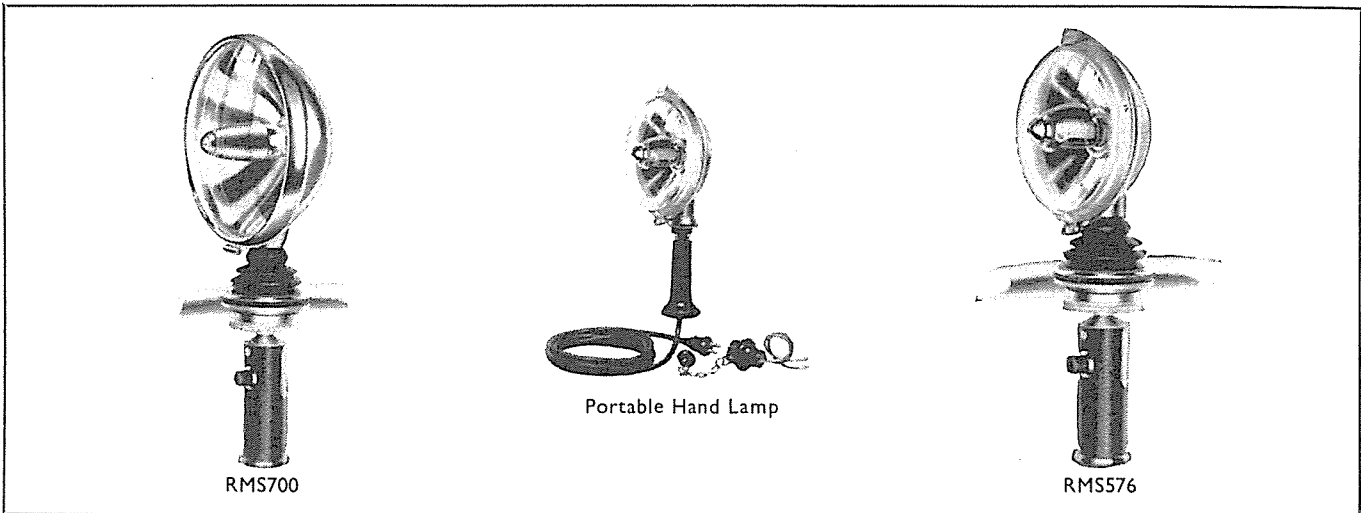


FOG, PASS AND DRIVING LAMPS

ROOF MOUNTING SPOT LAMPS

Adapted for roof mounting—operated by handle extension from inside the vehicle.

Part No.	053313 RMS576	053314 RMS700	Part No.	053313 RMS576	053314 RMS700
Model			Model		
Voltage	12	12	Voltage	12	12
§ Long range driving lamp, less fixing bolt nut, washer and base	55132E	55081B	Handle, operating— <i>continued</i>		
§ Rim or door	—	534494	Screw, lamp fixing	126871	126871
§ Screw, rim fixing	—	552816	Washer, spacer	535845	535845
§ Light unit	554816	554617	Plate, top, lamp seating	535729	535729
§ Spring, bulb retaining	—	534779	§ Gasket, lamp seating	535723	535723
§ Shield, bulb	—	534509	Bracket, cable	535764	535764
§ Screw, bulb shield	—	126463	§ Grommet, cable bracket	199900	199900
§ Washer, shakeproof	—	188330	Screw, handle cap fixing	133311	133311
§ Boss	—	534515	Cap, handle	535720	535720
§ Grommet	—	534510	Ring, spare bulb grip retaining	535721	535721
Clamp, with cushion, light unit retaining	535009	—	Grip, rubber, bulb	535724	535724
§ Cushion, clamp	534383	—	§ Bulb, spare	185	185
§ Screw, clamp fixing	144921	—	Screw, handle flange fixing	126871	126871
§ Bulb holder	54520352	534493	Flange	535719	535719
§ Sleeve, terminal	555910	555910	§ Switch	31620	31620
§ Bulb	185	185	Nut, fixing	314540	314540
§ Handle, operating	65284	65284	§ Screw, terminal	120560	120560
Nut, handle fixing	181261	181261	Nut, clamp ring fixing	535718	535718
Washer, fixing nut	188350	188350	Spring, clamp ring	535761	535761
Washer, fixing bolt	143136	143136	Ring, clamping (bottom)	535727	535727
Bolt, lamp fixing	535726	535726	Plate, bottom	535717	535717
§ Sleeve, corrugated rubber, sealing	535728	535728	Handle	535760	535760
§ Sleeve adaptor	535714	535714	Grommet, handle, cable entry	199900	199900
§ Sphere, handle	535725	535725	Cover, switch inspection	535722	535722
§ Ring, spacer	535715	535715	Screw, grub, earth	120746	120746
			Blanking plates, upper and lower	053318	053318




PORTABLE HAND LAMP

Part No.	053317 SLR576	Part No.	053317 SLR576
Model		Model	
Voltage	12	Voltage	12
§ Long range driving lamp, less washer 188349 and nut 180377	55132E	Long range driving lamp— <i>continued</i>	
§ Light unit	554816	Base, lamp seating	534386
§ Bulb holder	54520352	Bolt, lamp fixing	503014
§ Sleeve, terminal	555910	Piece, distance, handle	534412
§ Bulb	185	Nut, handle	153511
Clamp, with cushion, light unit	535009	Tube, handle	54520250
§ Cushion, clamp	534383	Handle, rubber	54520249
§ Screw, clamp fixing	144921	§ Plug, TLC2, 8 ft. cable	82027
		§ Socket, TLC2	82023

§ Recommended spares for stock

FOGLAMP BRACKETS



Part No.	Model	Suitable for
57114B	---	Round bar fixing
056117	---	(Standard type bracket)
056142	Tubular	---
056146	Tubular	---
060223	For 4FT or 4LR	---
560543	For FT67	---
560544	For FT67	---
560545	For FT67	---
54052119	For 5FT or 5LR	---
54052121	For SFT or SLR 576 and 700	Farina style cars
54052122	For 5FT or 5LR	Farina style cars
54052145	4FB (3")	---
54052146	4FB (4")	---
54052147	4FB (5")	---
54052172	5FB	---
54052184	6FB	Suitable for Hillman Series IIIA
54052185	7FB	Sunbeam 'Alpine'
54052186	8FB	Sunbeam 'Rapier'
54052187	10FB (for SFT or SLR 576 and 700)	Ford 'Anglia'
54520144	For 5FT or 5LR	---
54520777	Adaptor	5FT or 5LR
54521255	9FB	Humber 'Hawk' and 'Snipe'



FOG, PASS AND DRIVING LAMPS

VEHICLE APPLICATION REFERENCE

- 50417 FFT462P Combined fog and side lamp.
Bristol '401' 1949-53.
- 55031 RSFT700 Fog or pass lamp.
Bentley 4½ litre 'Continental' Sports Mk. VII 1952.
- 55043 FFT462 Fog or pass lamp.
Armstrong Siddeley 'Sapphire' 1953-60.
Austin A135 'Princess' Mk. IV 1948-53 and 1957-59.
Bristol '403' 1954.
Daimler Drophead Coupé and 'Conquest' ('Century') 1954-55; 3 litre 'Regency' 1953.
Jaguar 2½ litre and 3½ litre Mk. V 1951.
Riley 'Pathfinder' and 1½ litre 1954-55.
Sunbeam-Talbot '80' and '90' 1948-50.
- 55080 FFT575 Fog or pass lamp.
Rover '75' 1950-51.
- 55081 SLR700S Driving lamp.
Allard 'K3', 'P2' and 'J2R' 1955-56.
Alvis TC21 and TC21/100 1954-55.
Aston Martin DB2/4 1955-57.
Austin A70 'Hampshire' 1951.
Bristol '404' (special orders) 1954.
Jensen 4 litre 'Interceptor' (De Luxe) 1955.
Riley 'Two-Point-Six' 1958-59.
- 55084 SFT700S Fog or pass lamp.
A.C. Cars 16 (later) 1952.
Austin A125 1948-54; A135 (later) 1953; Ambulance (DA1) and Hearse (DH1) 1951-55.
Daimler 2½ litre Models (except 'Consort') 1948-53; 2½ litre 'Consort' (special orders) 1953.
Lea Francis 14, 18 and 4 and 6 light Saloons and 2½ litre Sports 1951-54.
Meynell (see also Paramount) All Models 1952.
Rover '60' 1954; '75' 1953; '60', '75' and '105' 1957.
- 55090 FFT575 Fog or pass lamp.
Austin A90 1949-52.
- 55128 SFT576 Fog or pass lamp.
A.C. Cars 'Ace' and 'Aceca' 1956-60.
Alvis TD21 1958-60; TC108G 1956-57.
Armstrong Siddeley 'Star' Limousine 1960.
Austin Taxi (Petrol) 1948-55; Hire Car (Petrol) 1950-55; Austin-Healey '100' and '100M' (optional) 1955-56.
Bristol '405' (Export France) 1958.
Daimler 27 and 36 1946-53; 'Conquest' Roadster 1954-55; Drophead Coupé 1956-57; 'Conquest' ('Century') 1956-58; 'Empress' Saloon, 'Regency' (and 'Sportsman'), 'Regina' Limousine 1955; 4½ litre Limousine 1956-60; 3½ litre 'One-O-Four' Saloon 1956-59; 3½ litre 'One-O-Four' (Lady's Model) 1956; 'Majestic' 1959-60.
H.R.G. 9 and 12 1951-52.
Jaguar 3½ litre Mk. V and XK140 1955-56; 2.4 litre (when fitted) 1956.
Jensen '541' and '541R' (optional) 1955-60.
Lanchester 10 LD10 1951; 'Sprite' 1955-56.
Lotus Mk. VII and VIII (Ford 100E engine) 1958; Mk. VII Series II 1960.
M.G. 1½ litre 1951-53; 'Midget' 1954-55; MGA and MGA1600 1954-60; 'Magnette' 1954-59.
Morgan 'Plus Four' 1955-60.
Rover '60', '75' and '105' 1958-59; 3 litre, '80' and '100' (optional) 1959-60.
Wolseley 'Six Eighty' 1949-54; 'Six Ninety' 1955-59; 'Four Fifty' 1949-53; 'Fifteen Fifty' 1958-59.
- 55132 SLR576 Driving lamp.
A.C. Cars 'Ace' and 'Aceca' 1956-60.
Armstrong Siddeley 'Star Sapphire' 1959-60; 'Star' Limousine 1960.
- 55132 SLR576 Driving lamp—continued
Austin-Healey '100' and '100M' (optional) 1955-56.
Bristol '404' 1955; '405' 1955-58.
Daimler 'Conquest' Roadster and Drophead Coupé 1954-57; 'Conquest' ('Century') 1954-58; 'Empress' Saloon, 'Regency' (and 'Sportsman') and 'Regina' Limousine 1955; 3½ litre 'One-O-Four' Saloon 1956-59; 4½ litre Limousine 1956-57; 'Majestic' 1959-60.
Jensen '541' and '541R' (optional) 1955-60.
Lanchester 'Sprite' 1955.
Lotus Mk. VII and VIII (Ford 100E engine) 1958; Mk. VII Series II 1960.
Rover 3 litre, '80' and '100' (optional) 1959-60.
- 55133 SFT576 Fog or pass lamp.
Jaguar 3½ litre Mk. V and XK140 (Export France) 1955-58; Mk. VIII, Mk. IX and XK150 (Export France) 1957-60; 2.4 and 3.4 litre (Export France) 1956-59.
- 55150 FFT462 Fog or pass lamp.
Austin 4 litre 'Princess' Mk. IV 1958.
Riley 'Pathfinder' 1955-57.
- 55151 SFT576 Fog and flashing indicator lamp.
Bentley 'S' Sports Saloon 1955-56; 'S' and 'Continental' Sports 1957-60.
Rolls-Royce 'Silver Wraith' and 'Silver Cloud' 1956-59; 'Silver Cloud' II and 'Phantom' V 1960.
- 55160 SFT576 Fog or pass lamp.
Daimler 'Conquest' Roadster and Drophead Coupé 1956-57; 'Conquest' ('Century') 1956-58; 3½ litre 'One-O-Four' Saloon (Export France) 1956-59; 4½ litre Limousine and 'Majestic' (Export France) 1956-57.
Singer 'Hunter' 1955-56.
- 55161 SLR576 Driving lamp.
Daimler 'Conquest' ('Century') (Export France) 1958; 3½ litre 'One-O-Four' Saloon (Export France) 1958-59; 'Majestic' (Export France) 1959-60.
- 55165 SFT576 Fog or pass lamp.
Austin A135 1956-60; B.M.C. 3 litre 'Princess' 1960; Ambulance, Hearse, Taxi and Hire Car 1956-60.
- 55167 SFT576 Fog and flashing indicator lamp.
Bentley 'S' and 'Continental' Sports (Export France) 1955-59.
Rolls-Royce 'Silver Wraith' and 'Silver Cloud' (Export France) 1956-59.
- 55169 4FT Fog or pass lamp.
Austin 25 cwt. Van and Ambulance 1952-54.
Jowett 'Javelin' De Luxe 1950 and 1952-54.
Lea Francis 18 h.p. 6 Light Saloon 1950.
M.G. 'Midget' 1949-53.
Morgan 'Plus Four' (Export U.S.A. and special orders) 1946-55; 'Four Four' (Standard engine) 1949-50.
Paramount Cars (see also Meynell) Roadster and Coupé 1951-54.
- 55174 SFT576 Fog or pass lamp.
Jaguar 3½ litre Mk. V 1957-58; Mk. VIII and IX 1957-60; 2.4 and 3.4 litre 1956-59; XK140 and XK150 1955-60.
- 55187 SFT576 Fog or pass lamp.
Austin A105 1957-59.
- 55196 SFT576 Fog or pass lamp.
Daimler 4½ litre Limousine 1958-60.
- 55208 SLR576 Driving lamp.
Daimler 4½ litre (Export France) 1958-60.
- 55209 SFT576 Fog or pass lamp.
Daimler 4½ litre (Export France) 1958-60.
- 55212 SLR Driving lamp.
Daimler SP250 Sports 1960.
- 55213 SFT Fog or pass lamp.
Daimler SP250 Sports 1960.
- 55215 WLR576 Driving lamp.
Wolseley 'Six Ninety-Nine' 1959-60.
- 55232 SWFT Fog or pass lamp.
Jaguar 2.4 and 3.4 litre 1960.
- 55233 SWFT Fog or pass lamp.
Jaguar 2.4 and 3.4 litre (Export France) 1960.
- 55236 SFT576 Fog, flasher and indicator lamp.
Bentley 'S2' and 'Continental' Sports (Export U.S.A.) 1960.
Rolls-Royce 'Silver Cloud' II and 'Phantom' V (Export U.S.A.) 1960.
- 55239 SFT576 Fog or pass lamp.
Bentley 'S2' and 'Continental' Sports (except U.S.A.) 1960; 'Continental' Sports (Export Switzerland) 1960.
Rolls-Royce 'Silver Cloud' II and 'Phantom' V (Export Switzerland) 1960.
- 55240 SFT576 Fog or pass lamp.
Bentley 'S2' Saloon and 'Continental' Sports (Export U.S.A.) 1960.
- 053173 FT67 Fog or pass lamp.
Bentley 4½ litre Mk. VI 1946-51.
Jowett 'Javelin' De Luxe 1951.
- 053201 SFT700S Fog or pass lamp.
Wolseley 'Four Forty-Four' (Export France) 1956; 'Fifteen Fifty' (Export France) 1957.
- 053241 CFT700S Fog or pass lamp.
Karrier 'Cob' 1947-48.
- 54052075 SFT700 Fog or pass lamp.
A.C. Cars 16 Saloon 1950-57.
Allard 'J', 'J2', 'J2X' and 'P2' Models 1951-55; 'J2R' Model 1956; 'K', 'L', 'M' and 'P' Models 1949-51; 'K3' Model 1955.
Alvis TC21 and 21/100 1954-55.
Aston Martin DB2 1954; DB2/4 1955-57.
Austin A135 1951 and 1954-56.
Bentley Mk. VII 1953-54.
Bristol '404' (special orders) 1954.
Daimler 27 and 36 Limousine 1946-53; 2½ litre (except 'Consort') 1946-50; 2½ litre 'Consort' 1953; DC27 Ambulance 1949-54.
Jaguar XK120 1952-54; 2½ and 3½ litre Mk. V 1946-50; 1½ litre 1946-48.
Jensen 4 litre 'Interceptor' (De Luxe) 1955.
Lagonda 2½ litre Saloon and Coupé 1949-52; 3 litre Saloon and Coupé 1954-58.
Lea Francis 14 and 18 6 light Saloon 1946-51.
M.G. 1½ litre 1947-50.
Riley 'Two-Point-Six' 1958-59.
Rolls-Royce 'Silver Dawn' 1953-55.
Rover 10, 12, 14 and 16 1946-47; '60' and '75' 1948-49; '60' 1955-56; '75' 1952; '75' and '90' 1954-56.
Wolseley 'Four Forty-Four' 1953-56; 'Fifteen Fifty' 1957.


LUCAS

SECTION

J

SIDE LAMPS, SIDE/FLASHER AND FRONT FLASHER LAMPS

COMBINED SIDE AND FLASHER LAMPS





COMBINED SIDE AND FLASHER LAMPS

(with twin bulbs and lens arrangement)

DETAILED SPARE PARTS

Part No.	52312A/B	52407A	52408A/B	52416A/B	52422B/F	52423B/F	52425A/D
Model	L584	L619	L619	L625	L630	L630	L632
Finish	C.P.R.	—	—	—	—	—	C.P.R.
§Rim or door	576285	—	—	—	—	—	‡54570557
§Screw, rim or lens fixing	144921	—	—	—	54110111	54110111	—
Washer, retaining	161385	—	—	—	—	—	—
§Lens, side	576291	54570139	54570166	54570287	54570322	54570322	54570378
Gasket, lens seating	576288	576805	576805	54570114	54570134	54570134	576805
§Lens, flasher	576286	—	—	—	54570135	54570323	—
§Ring, sliding	—	574616	574616	54570116	—	—	574616
Shield, lens	—	—	—	54570113	—	—	—
§Interior, bulb holder, side	553780	553780	553780	553780	553780	553780	553780
§Interior, bulb holder, flasher	573832	573832	573832	573832	573832	573832	573832
§Bulb, side	222	989	989	989	989	989	989
§Bulb, flasher	382	382	382	382	382	382	382
§Gasket, body or lamp seating	—	54570032	54570032	54570115	54570134	54570134	54570381
§Grommet, side	574049	574049	574049	574049	574049	574049	574049
§Grommet, flasher	573825	576401	576401	576401	576401	576401	576401
Body or base	576289	54570138	54570138	54570288	54570319	54570319	54570363
Cover, lens	—	—	—	54570609	—	—	—

Part No.	52427B/F	52428B/F	52429A/B	52430A/E	‡52431A/E	52432A/E	52433A/E
Model	L630	L630	L625	L632	L633	L634	L634
Finish	—	—	—	C.P.R.	C.P.R.	C.P.R.	C.P.R.
Replaced by (see footnote)	—	—	—	—	(52491)	—	—
§Rim or door	—	—	—	‡54570651	54570396	—	—
§Screw, rim or lens fixing	54110111	54110111	—	—	54110171	114501	114501
Washer, retaining	—	—	—	—	161020	161385	161385
Washer, fibre or leatheroid	—	—	—	—	—	161727	161727
§Lens, side	54570132	54570132	54570473	54570471	54570391	54570624	54570619
Gasket, lens seating	54570134	54570134	54570114	576805	54570397	54570263	54570263
§Lens, flasher	54570320	54570324	—	—	54570392	54570623	54570620
§Ring, sliding	—	—	54570116	574616	—	—	—
Shield, lens	—	—	54570113	—	—	—	—
§Interior, bulb holder, side	553780	553780	553780	553780	553780	553780	553780
§Interior, bulb holder, flasher	573832	573832	573832	573832	573832	573832	573832
§Bulb, side	989	989	989	989	989	989	989
§Bulb, flasher	382	382	382	382	382	382	382
§Gasket, body or lamp seating	54570134	54570134	54570115	54570381	54570398	54570264	54570264
§Grommet, side	574049	574049	574049	574049	574049	574049	574049
§Grommet, flasher	576401	576401	576401	576401	576401	576401	576401
Body or base	54570319	54570319	54570288	54570363	54570395	54570551	54570552
Cover, lens	—	—	54570609	—	—	—	—

For illustrations, see page J1

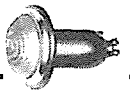
Note. For replacement lamp spare parts, see appropriate column under part number
 § Recommended spares for stock C.P.R. . . . Chromium plated rim

‡ When ordering, quote part number shown in brackets

‡ Rim and lens

COMBINED SIDE AND FLASHER LAMPS

(with twin bulbs and lens arrangement)



DETAILED SPARE PARTS

Part No.	52434A/E	52435A/E	†52446A/E	†52478A	52491A	52492A
Model	L634	L634	L633	L584	L633	L633
Finish	C.P.R.	C.P.R.	C.P.R.	C.P.R.	C.P.R.	C.P.R.
Replaced by (see footnote)	—	—	(52492)	(52493)	—	—
§Rim or door	—	—	54570396	576285	54570396	54570396
§Screw, rim or lens fixing	114501	114501	54110171	144921	54110171	54110171
Washer, retaining	161385	161385	161020	161385	161020	161020
Washer, fibre or leatheroid	161727	161727	—	—	—	—
§Lens, side	54570624	54570619	54570391	576291	54570391	54570391
Gasket, lens seating	54570263	54570263	54570397	576288	54570397	54570397
§Lens, flasher	54570621	54570622	54570583	—	54570392	54570583
§Interior, bulb holder, side	553780	553780	553780	553780	553780	553780
§Interior, bulb holder, flasher	573832	573832	573832	573832	573832	573832
§Bulb, side	989	989	989	222	989	989
§Bulb, flasher	382	382	382	382	382	382
§Gasket, body or lamp seating	54570264	54570264	54570398	—	54570398	54570398
§Grommet, side	574049	574049	574049	574049	574049	574049
§Grommet, flasher	576401	576401	576401	573825	576401	576401
Body or base	54570551	54570552	54570395	54571158	54571268	54571268


Part No.	52493B	52506B	52507B	52508B	52509B
Model	L659	L584	L584	L584	L584
Finish	C.P.R.	C.P.R.	C.P.R.	C.P.R.	C.P.R.
§Rim or door	54571591	576285	576285	576285	576285
§Screw, rim or lens fixing	144921	144921	144921	144921	144921
Washer, retaining	161385	161385	161385	161385	161385
§Lens, side	54571328	54571509	54571508	54571509	54571508
Gasket, lens seating	576288	576288	576288	576288	576288
§Lens, flasher	—	576286	576286	—	—
§Interior, bulb holder, side	573828	553780	553780	553780	553780
§Interior, bulb holder, flasher	—	573832	573832	573832	573832
§Bulb, side	380	222	222	222	222
§Bulb, flasher	—	382	382	382	382
§Gasket, body or lamp seating	—	—	—	—	—
§Grommet, side	—	574049	574049	574049	574049
§Grommet, flasher	573825	573825	573825	573825	573825
Body or base	54571329	54571661	54571661	54571661	54571661

For illustrations, see page J1

Note. For replacement lamp spare parts, see appropriate column under part number † When ordering, quote part number shown in brackets
 § Recommended spares for stock C.P.R. . . Chromium plated rim



FRONT FLASHER LAMPS



DETAILED SPARE PARTS

Part No.	†52213A/B	†52246A/D	52271A/B	†52272B/D	†52278B/D	†52282A/B	52285B/D	52287A/D	52288A/D	†52296A/B
Model	539	488	563	538	539	539	488	539	539	539
Finish	C.P.R.	C.P.R.	C.P.R.	C.P.R.	C.P.R.	C.P.R.	C.P.R.	C.P.R.	C.P.R.	C.P.R.
Replaced by (see footnote)	(52369)	(52285)	—	(53626)	(53626)	(53626)	—	—	—	(52371)
§Rim or door	‡574233	572734	‡575289	‡574267	‡574267	‡574267	572734	‡576626	‡576626	‡575644
Screw, lens or rim fixing	—	—	113511	—	—	—	—	—	—	—
Washer, retaining	—	—	161385	—	—	—	—	—	—	—
Bracket, rim fixing	—	—	575288	—	—	—	—	—	—	—
§Lens or glass	574243	572715	575292	574256	574256	574256	572715	576625	576625	574256
Wire, lens retaining	—	—	522869	—	—	—	—	—	—	—
§Gasket, lens seating	575640	—	575290	575640	575640	575640	—	575640	575640	575640
§Ring, sliding	574255	—	—	574255	574255	574255	—	574255	574255	574255
§Bulb holder	—	573285	—	—	—	—	573285	—	—	—
§Interior, bulb holder	573832	552103	573832	573832	573832	573832	552103	573832	573832	573832
Plate or base, with bulb holder	—	—	575294	—	—	—	—	—	—	—
§Body	574234	575003	—	574234	574234	574234	575003	—	—	574234
§Gasket, body seating	574231	—	575283	574231	574231	574231	—	574231	574231	574231
§Bulb	382	382	382	382	382	382	382	382	382	382
§Grommet	573825	—	574049	—	—	—	—	—	—	573825
§Sleeve, terminal	—	555910	188818	—	—	—	555910	—	—	—

Part No.	52314A/B	52315A/B	52331B	52332B	52337A/B	†52339A	52343A/B	52345A/B	†52346A	52369A
Model	L585	L585	539	539	L594	538	563	L594	L539	539
Finish	—	—	C.P.R.	C.P.R.	C.P.R.	C.P.R.	C.P.R.	C.P.R.	C.P.R.	C.P.R.
Replaced by (see footnote)	—	—	—	—	—	(53626)	—	—	(53626)	—
§Rim or door	—	—	‡574267	‡574267	572734	‡574267	‡575298	572734	‡574267	‡574233
Screw, lens or rim fixing	573676	573676	—	—	—	—	113511	—	—	—
Washer, retaining	161385	161385	—	—	—	—	161385	—	—	—
Bracket, rim fixing	—	—	—	—	—	—	575288	—	—	—
§Lens or glass	535343	535343	574256	574256	576108	574256	575285	576983	574256	574243
Wire, lens retaining	—	—	—	—	—	—	522869	—	—	—
§Gasket, lens seating	54571601	54571601	575640	575640	—	575640	575290	—	575640	575640
§Ring, sliding	—	—	574255	574255	—	574255	—	—	574255	574255
§Bulb holder	—	—	—	—	576986	—	—	576986	—	—
§Interior, bulb holder	573832	573832	573832	573832	552103	573832	573832	552103	573832	573832
Plate or base, with bulb holder	—	—	—	—	—	—	575294	—	—	—
§Body	—	—	—	—	576105	574234	—	576105	576357	574234
§Gasket, body seating	—	—	574231	574231	—	574231	575283	—	574231	574231
§Bulb	382	339	382	382	382	382	382	382	382	382
§Grommet	—	—	—	—	—	—	574049	—	573825	576401
§Sleeve, terminal	555910	555910	—	—	555910	—	188818	555910	—	—

Note. For replacement lamp spare parts, see appropriate column under part number
C.P.R. . . Chromium plated rim

† When ordering, quote part number shown in brackets

‡ Rim and lens

§ Recommended spares for stock

FRONT FLASHER LAMPS

52213 — 52369

DETAILED SPARE PARTS

52371 — 53627


FRONT FLASHER LAMPS

Part No.	52371A	52392A/B	52393A/B	52410B/H	52411B/H	52424A	52438A/D	52440A/B	52457A/D	52458A/D	‡52462A
Model	539	611	611	L613	L613	559	L639	L539	L613	L613	L539
Finish	C.P.R.	—	—	—	—	—	C.P.R.	C.P.R.	—	—	C.P.R.
Replaced by (see footnote) . .	—	—	—	—	—	—	—	—	—	—	(53626)
§Rim or door	‡575644	—	—	—	—	—	54570407	‡574258	—	—	‡574267
Screw, lens or rim fixing . . .	—	103441	103441	133291	133291	145781	54127522	—	133291	133291	—
Washer, retaining	—	—	—	—	—	161775	—	—	—	—	—
§Lens or glass	574256	577523	577529	54570046	54570045	535138	54570410	574243	54570911	54570912	574256
§Gasket, lens seating	575640	577524	577524	54572213	54570048	535145	—	574225	54572213	54570048	575640
§Ring, sliding	574255	—	—	—	—	—	—	574255	—	—	574255
§Interior, bulb holder	573832	573832	573832	573832	573832	—	573832	573832	573832	573832	573832
Plate or base, with bulb holder	—	577528	577528	—	—	535147	54570424	—	—	—	—
§Body	574234	—	—	—	—	—	54570406	576357	—	—	574234
§Gasket, body seating	574231	577525	577525	54570047	54570047	—	—	574231	54570047	54570047	574231
§Bulb	382	382	382	382	382	382	382	382	382	382	382
§Grommet	576401	—	—	576401	576401	199001	—	573825	576401	576401	—
§Sleeve, terminal	—	—	—	555910	555910	188818	555910	—	555910	555910	—

Part No.	‡52464A	52475A	52476A	52479A	52480A	52500A	53358D	53359A/E	53378A	53626A	53627A
Model	L539	L539	L539	L563	L563	513	556	488	539	L539	539
Finish	C.P.R.	C.P.R.	C.P.R.	C.P.R.	C.P.R.	C.P.R.	—	C.P.R.	C.P.R.	C.P.R.	C.P.R.
Replaced by (see footnote) . .	(53627)	—	—	—	—	—	—	—	—	—	—
§Rim or door	‡574258	‡574258	‡574258	‡575289	‡575298	‡573444	—	572734	‡574258	‡574267	‡574258
Screw, lens or rim fixing . . .	—	—	—	113511	113511	—	572072	—	—	—	—
Washer, retaining	—	—	—	161385	161385	—	161385	—	—	—	—
Bracket, rim fixing	—	—	—	575288	575288	—	161727	—	—	—	—
§Lens or glass	574243	574243	574243	575292	575285	—	575026	573266	574243	574256	574243
Wire, lens retaining	—	—	—	522869	522869	—	¶169706	—	—	—	—
§Gasket, lens seating	575640	575640	575640	575290	575290	—	574786	—	575640	575640	575640
§Ring, sliding	574255	574255	574255	—	—	573455	—	—	574255	574255	574255
§Bulb holder	—	—	—	—	—	—	—	573285	—	—	—
§Interior, bulb holder	573832	573832	573832	573832	573832	552103	552103	552103	573832	573832	573832
Plate or base, with bulb holder	—	—	—	54571528	54571528	—	574796	—	—	—	—
§Body	576357	576357	576357	54571149	54571149	—	574788	575003	574234	576357	576357
§Gasket, body seating	574231	574231	574231	—	—	—	—	—	574231	—	574231
§Bulb	382	382	382	382	382	382	382	382	382	382	382
§Grommet	—	—	—	—	—	—	—	—	—	576401	576401
§Sleeve, terminal	—	—	—	188818	188818	555910	555910	555910	—	—	—
Medallion, indicator	—	—	—	—	—	§573449	—	—	—	—	—
Clip, medallion fixing	—	—	—	—	—	§571888	—	—	—	—	—

Note. For replacement lamp spare parts, see appropriate column under part number † When ordering, quote part number shown in brackets ‡ Rim and lens
 § Recommended spares for stock || Washer, leatheroid ¶ Nut, lens fixing screw § Order separately C.P.R. . . Chromium plated rim

SIDE LAMPS



DETAILED SPARE PARTS

J10

52003 — 52040

Part No.	†52003A/B	†A52003A	†52026A	†52027A	†52029A	52030A	†52032A	52034A	52036A	A52036A	†52040A/B	A52040A/B
Model	LD109A	LD109A	LBD109A	LBD109A	LBD109A	1130	1142	L-S-O	L-S-O	L-S-O	LBD109A	LBD109A
Finish	Black	Black	Chromium	Chromium	Chromium	Chromium	Chromium	Black	Black	Black	Chromium	Chromium
Replaced by (see footnote)	(52153)	(52522)	(52156)	(52157)	(52057)	—	(52164)	—	—	—	(52157)	(A52157)
§Rim or door	522644	522644	521989	521989	521989	—	523024	571212	571212	571212	521989	521989
§Screw, rim or lens fixing	523429	523429	523429	523429	523429	118261	—	571203	571203	571203	523429	523429
Washer or ring, retaining	—	—	—	—	—	—	—	524215	524215	524215	—	—
§Springs, set, lens fixing	522869	522869	522869	522869	522869	—	523000	522869	522869	522869	522869	522869
Bracket or plate, rim fixing	—	—	—	—	—	—	—	—	—	—	—	—
§Lens or glass	571211	571211	571211	571211	571211	571584	523034	571211	571211	571211	571211	571211
§Lens plate or cover	—	—	—	—	—	—	—	—	—	—	—	—
§Gasket, lens seating	520354	520354	520354	520354	520354	—	522966	520354	520354	520354	520354	520354
Ring, sliding	—	—	—	—	—	—	—	—	—	—	—	—
§Bulb holder	571197	571197	571197	571197	571197	523964	525757	—	—	—	571197	571197
§Interior	—	—	—	—	—	—	—	552101	552103	552103	—	—
Screw or nut, bulb holder fixing	—	—	—	—	—	—	113511	—	—	—	—	—
Shell	—	—	—	—	—	—	—	—	—	—	—	—
§Reflector	525849	525849	525849	525849	525849	—	—	525849	525849	525849	525849	525849
§Spring, adaptor fixing	524637	524637	524637	524637	524637	—	—	524637	524637	524637	524637	524637
Backplate	—	—	—	—	—	—	—	—	—	—	—	—
Gasket, backplate body seating	—	—	—	—	—	—	—	—	—	—	—	—
Nut, backplate fixing	—	—	—	—	—	—	—	—	—	—	—	—
§Bulb	207	200	207	207	207	207	207	209	207	200	207	200
Body or bracket, bulb holder	—	—	—	—	—	—	—	—	—	—	—	—
§Body, rubber	—	—	—	—	—	—	—	—	—	—	—	—
§Nut, lamp fixing	181261	181261	181261	181261	181261	—	181261	183919	183919	183919	181261	181261
Washer, lamp seating or base	—	—	—	—	—	—	—	188349	188349	188349	146240	146240
Screw, lamp fixing	—	—	—	—	—	—	—	—	—	—	—	—
Washer, distance	—	—	—	—	—	—	—	—	—	—	—	—
Washer, shakeproof	188350	188350	188350	188350	188350	—	188350	—	—	—	188350	188350
Base, lamp seating	522003	522003	—	522003	—	571560	—	525839	525839	525839	522003	522003
Foot, lamp seating	—	—	523448	—	520352	—	522959	—	—	—	—	—
Bolt, lamp fixing	520395	520395	522964	522964	522964	—	522964	—	—	—	520395	520395
§Grommet, rubber	—	—	—	—	—	—	—	—	—	—	—	—
§Ring, rubber	—	—	—	—	—	523986	—	—	—	—	—	—
§Sleeve, terminal	—	—	—	—	—	188818	—	—	—	—	—	—
Medallion or indicator tell-tale	524874	524874	524874	524874	524874	524874	524874	—	—	—	524874	524874
Clip, medallion fixing	—	—	—	—	—	—	—	—	—	—	—	—
Bracket, clamp	—	—	—	—	—	—	—	—	—	—	—	—
Screw, stirrup fixing	—	—	—	—	—	—	—	—	—	—	—	—
Terminal, earthing	524733	524733	524733	524733	524733	—	—	—	—	—	524733	524733

(including lamps with flasher indicating double filament bulbs)

SIDE LAMPS

Note. For replacement lamp spare parts, see appropriate column under part number † When ordering, quote part number shown in brackets § Recommended spares for stock

DETAILED SPARE PARTS

Part No.	†52042A	†52043A	†52044A/B	52047A	†52051A	†52052A	†52053A	52057A	†52058A	†52059A	†52060A	†52066A
Model	1142	1185	LBD109A	451	1142	1142	1145	LBD109A	1142	1130	1142	LD109A
Finish	Chromium	C.P.R.	Chromium	C.P.R.	Chromium	Black, C.P.R.	Black	Chromium	Primer, C.P.R.	Black, C.P.R.	Chromium	Black, C.P.R.
Replaced by (see footnote)	(52164)	(52137)	(52156)	—	(52164)	(52121)	(52070)	—	(52121)	(52260)	(52164)	(52154)
§Rim or door	523024	‡532171	521989	571465	523024	523024	—	521989	523024	—	523024	521989
§Screw, rim or lens fixing	—	—	523429	—	—	—	—	523429	—	118261	—	523429
Washer or ring, retaining	—	—	—	—	—	—	—	—	—	—	—	—
§Springs, set, lens fixing	523000	—	522869	—	523000	523000	—	522869	523000	—	523000	522869
Bracket or plate, rim fixing	—	—	—	—	—	—	—	—	—	—	—	—
§Lens or glass	523034	—	571211	—	523034	523034	520928	571211	523034	571584	523034	571211
§Lens plate or cover	—	—	—	—	—	—	—	—	—	—	—	—
§Gasket, lens seating	522966	—	520354	—	522966	522966	520912	520354	522966	—	522966	520354
Ring, sliding	—	—	—	—	—	—	—	—	—	—	—	—
§Bulb holder	525757	—	571197	—	525757	525757	522546	571197	525757	523964	525757	571197
§Interior	—	500181	—	552103	—	—	—	—	—	—	—	—
Screw or nut, bulb holder fixing	113511	—	—	—	113511	113511	113511	—	113511	—	113511	—
Shell	—	—	—	571468	—	—	—	—	—	—	—	—
§Reflector	—	—	525849	—	—	—	—	525849	—	—	—	525849
§Spring, adaptor fixing	—	—	524637	524637	—	—	—	524637	—	—	—	524637
Backplate	—	—	—	—	—	—	—	—	—	—	—	—
Gasket, backplate body seating	—	—	—	—	—	—	—	—	—	—	—	—
Nut, backplate fixing	—	—	—	—	—	—	—	—	—	—	—	—
§Bulb	207	207	207	207	207	207	207	207	207	207	207	207
Body or bracket, bulb holder	—	—	—	—	—	—	—	—	—	—	—	—
§Body, rubber	—	—	—	—	—	—	—	—	—	—	—	—
§Nut, lamp fixing	181261	—	181261	—	181261	181261	177074	181261	181261	—	181261	181261
Washer, lamp seating or base	—	—	—	—	—	—	185061	—	—	—	—	—
Screw, lamp fixing	—	—	—	571475	—	—	175041	—	—	—	—	—
Washer, distance	—	—	—	—	—	—	—	—	—	—	—	522166
Washer, shakeproof	188350	—	188350	—	188350	188350	185053	188350	188350	—	188350	188350
Base, lamp seating	—	—	—	—	—	—	—	—	—	—	—	—
Foot, lamp seating	522959	—	523448	—	522959	522959	—	520332	522959	—	522964	520352
Bolt, lamp fixing	522964	—	520395	—	522964	522964	—	520395	522964	—	522964	522964
§Grommet, rubber	—	—	—	—	572363	—	—	—	—	—	572363	—
§Ring, rubber	—	523986	—	523986	—	—	—	—	—	523986	—	—
§Sleeve, terminal	—	—	—	188818	—	—	—	—	—	188818	—	—
Medallion or indicator tell-tale	524874	571887	524874	—	524874	524874	—	524874	524874	524874	524874	524874
Clip, medallion fixing	—	571888	—	—	—	—	—	—	—	—	—	—
Bracket, clamp	—	—	—	—	—	—	—	—	—	—	—	—
Screw, stirrup fixing	—	—	—	—	—	—	—	—	—	—	—	—
Terminal, earthing	—	—	524733	—	—	—	—	524733	—	—	—	524733

(including lamps with flasher indicating double filament bulbs)

SIDE LAMPS

52042 — 52066

Note. For replacement lamp spare parts, see appropriate column under part number † When ordering, quote part number shown in brackets ‡ With lens § Recommended spares for stock
 || Supplied separately C.P.R. . . Chromium plated rim.

continued

DETAILED SPARE PARTS

J12

52066 — 52089

SIDE LAMPS
(including lamps with flasher indicating double filament bulbs)

Part No.	†A.52066A	†52067A	†52068A	52070A	†52071A	†52074A/B	†52078A	†52079A/B	52081F	†52084A	52088E/F	†52089A
Model	LD109A	LBD109A	LBD109A	1145	1142	LD109A	LBD109 A/S	LD109A	VF46-15	1148	R451	1148
Finish	Black, C.P.R.	Chromium	Chromium	Chromium	Chromium	Black	Chromium	Black, C.P.R.	C.P.R.	Chromium	C.P.R.	Chromium
Replaced by (see footnote)	(52523)	(52156)	(52157)	—	(52164)	(52153)	(52057)	(52154)	—	(52164)	—	(52164)
§Rim with lens	—	—	—	—	—	—	—	—	572458	—	—	—
§Rim or door	521989	521989	521989	—	523024	522644	521989	521989	—	—	572268	—
§Screw, rim or lens fixing	523429	523429	523429	—	—	523429	523429	523429	572457	—	—	—
§Springs, set, lens fixing	522869	522869	522869	—	523000	522869	522869	522869	—	—	—	—
§Lens or glass	571211	571211	571211	520928	523034	571211	571211	571211	573330	524327	—	524327
§Lens plate or cover	—	—	—	—	—	—	—	—	—	—	—	—
§Gasket, lens seating	520354	520354	520354	520912	522966	520354	520354	520354	573175	—	—	—
Washer, fibre, rim screw	—	—	—	—	—	—	—	—	162008	—	—	—
Washer, screw retaining	—	—	—	—	—	—	—	—	572586	—	—	—
§Bulb holder	571197	571197	571197	522546	525757	571197	571197	571197	573178	525757	—	525757
Screw, grub, terminal	—	—	—	—	—	—	—	—	120560	—	—	—
§Interior	—	—	—	—	—	—	—	—	—	—	571476	—
Screw or nut, bulb holder fixing	—	—	—	—	113511	—	—	—	—	—	—	—
Shell	—	—	—	—	—	—	—	—	—	—	571468	—
§Reflector	525849	525849	525849	—	—	525849	525849	525849	—	—	—	—
§Spring, adaptor fixing	524637	524637	524637	—	—	524637	524637	524637	—	—	524637	—
§Grommet, cable entry	—	—	—	—	—	—	—	—	573179	—	—	—
Gasket, seating body	—	—	—	—	—	—	—	—	573173	—	—	—
§Bulb	200	207	207	207	207	207	207	207	—	207	219	207
Body or bracket, bulb holder	—	—	—	—	—	—	—	—	—	—	—	—
§Body, rubber	—	—	—	—	—	—	—	—	—	—	—	—
§Nut, lamp fixing	181261	181261	181261	177074	181261	181261	181261	181261	—	181261	—	181261
Washer, lamp seating or base	—	—	—	‡175041	—	—	—	—	—	—	—	—
Screw, lamp fixing	—	—	—	185061	—	—	—	—	—	—	—	—
Washer, distance	522166	—	—	—	—	—	—	—	—	—	—	—
Washer, shakeproof	188350	188350	188350	185053	188350	188350	188350	188350	—	188350	—	188350
Base, lamp seating	—	—	—	—	—	522003	—	522003	—	—	—	—
Foot, lamp seating	520352	523448	520332	—	523044	—	520332	—	—	523044	—	523044
Bolt, lamp fixing	522964	522964	522964	—	—	520395	522964	520395	—	522964	—	522964
§Grommet, rubber	—	—	—	—	572363	—	—	—	—	—	—	—
§Ring, rubber	—	—	—	—	—	—	—	—	—	—	572260	—
§Sleeve, terminal	—	—	—	—	—	—	—	—	—	—	188818	—
Medallion or indicator tell-tale	524874	524874	524874	—	524874	524874	524874	524874	—	—	—	—
Clip, medallion fixing	—	—	—	—	—	—	—	—	—	—	—	—
Bracket, clamp	—	—	—	—	—	—	—	—	—	—	—	—
Screw, stirrup fixing	—	—	—	—	—	—	—	—	—	—	—	—
Terminal, earthing	524733	524733	524733	—	—	524733	524733	524733	—	—	—	—

Note. For replacement lamp spare parts, see appropriate column under part number † When ordering, quote part number shown in brackets ‡ Base stud fixing § Recommended spares for stock
C.P.R. . . Chromium plated rim

For illustrations, see pages J7-J9

continued

DETAILED SPARE PARTS

Part No.	†52091A	†52092A	†52097A	52098A	†52099A/B	52102A	†52105A	A52105A	52108A	†52110A/B	†52112A	†52113A
Model	LBD109A	1142	RC330-3	S463	1142	FLSO	LD109A	LD109A	LD109A/F	LD109A	S463	1142
Finish	Chromium	Chromium	Black, C.P.R.	Chromium	Chromium	Black	Black, C.P.R.	Black, C.P.R.	Black, C.P.R.	Black, C.P.R.	Chromium	Chromium
Replaced by (see footnote)	(A52157)	(52164)	(52189)	(52525)	(52164)	—	(52154)	(52523)	—	(52154)	(52525)	(52121)
§Rim or door	521989	523024	‡524539	571897	523024	571212	521989	521989	521989	521989	571897	523024
Screw, rim or lens fixing	523429	—	—	524552	—	571203	523429	523429	523429	523429	524552	—
§Washer or ring, retaining	—	—	—	—	—	524215	—	—	—	—	—	—
§Springs, set, lens fixing	522869	523000	—	522869	523000	522869	522869	522869	522869	522869	522869	523000
Bracket or plate, rim fixing	—	—	—	—	—	—	—	—	—	—	—	—
§Lens or glass	571211	523034	525826	571894	523034	571211	571211	571211	571211	571211	571894	523034
§Lens plate or cover	—	—	—	—	—	—	—	—	—	—	—	—
§Gasket, lens seating	520354	522966	—	571895	522966	520354	520354	520354	520354	520354	571895	522966
Ring, sliding	—	—	—	—	—	—	—	—	—	—	—	—
§Bulb holder	571197	525757	—	—	525757	525850	571197	571197	571197	571197	—	525757
§Interior	—	—	—	—	552103	552101	—	—	—	—	552103	—
Screw or nut, bulb holder fixing	—	113511	—	—	113511	—	—	—	—	—	—	113511
Shell	—	—	—	571468	—	—	—	—	—	—	571468	—
§Reflector	525849	—	524544	571891	—	525849	525849	525849	525849	525849	571891	—
§Spring, adaptor fixing	524637	—	—	524637	—	524637	524637	524637	524637	524637	524637	—
Backplate	—	—	—	—	—	—	—	—	—	—	—	—
Gasket, backplate body seating	—	—	—	—	—	—	—	—	—	—	—	—
Nut, backplate fixing	—	—	—	—	—	—	—	—	—	—	—	—
§Bulb	200	207	209	207	207	209	207	200	207	207	207	207
Body or bracket, bulb holder	—	—	—	—	—	—	—	—	—	—	—	—
§Body, rubber	—	—	—	—	—	—	—	—	—	—	—	—
§Nut, lamp fixing	181261	181261	183919	183919	181261	—	181261	181261	—	181261	183919	181261
Washer, lamp seating or base	146240	—	—	571899	—	—	146240	146240	—	146240	—	—
Screw, lamp fixing	—	—	—	525859	—	—	—	—	—	—	525859	—
Washer, distance	—	—	—	571898	522166	—	—	—	—	522166	—	—
Washer, shakeproof	188350	188350	188349	188349	188350	—	188350	188350	—	188350	188349	188350
Base, lamp seating	522003	—	525839	571886	—	—	522003	522003	—	—	571900	—
Foot, lamp seating	—	522959	—	—	523044	—	—	—	—	520352	—	—
Bolt, lamp fixing	522964	522964	525853	—	522964	—	522964	522964	—	520395	—	522964
§Grommet, rubber	—	572363	—	—	572363	525829	—	—	525829	—	—	—
§Ring, rubber	—	—	—	—	—	—	—	—	—	—	—	—
§Sleeve, terminal	555910	—	—	188818	—	—	—	—	—	—	188818	—
Medallion or indicator tell-tale	524874	524874	—	571887	524874	—	524874	524874	—	524874	571887	524874
Clip, medallion fixing	—	—	—	571888	—	—	—	—	—	—	571888	—
Bracket, clamp	—	—	—	—	—	—	—	—	—	—	—	—
Screw, stirrup fixing	—	—	—	—	—	—	—	—	—	—	—	—
Terminal, earthing	524733	—	—	—	—	—	524733	524733	—	524733	—	—

(including lamps with flasher indicating double filament bulbs)

SIDE LAMPS

52091 — 52113

Note. For replacement lamp spare parts, see appropriate column under part number † When ordering, quote part number shown in brackets ‡ With lens § Recommended spares for stock
C.P.R. . . Chromium plated rim

DETAILED SPARE PARTS

J14

52117 — 52143

Part No.	†52117A	†52118A	52120B/E	52121A	†52130A	†52133A	52134A/B	52137A/B	†52138A	52139A/F	†52142D/E	†52143E/H
Model	RC330	470	461-1	1142	470-1	451	1130	1185	1185	489-1	488	488
Finish	Black	Black, C.P.R.	C.P.R.	Black, C.P.R.	C.P.R.	C.P.R.	Chromium	C.P.R.	C.P.R.	C.P.R.	C.P.R.	C.P.R.
Replaced by (see footnote)	(52188)	(52151)	—	—	(52165)	(52047)	—	—	(52167)	—	(52232)	(52160)
§Rim or door	524539	572156	‡571759	523024	572156	571465	—	523896	523896	‡572776	572734	572734
§Screw, rim or lens fixing	—	573676	113581	—	572072	—	118261	—	—	—	—	—
Washer or ring, retaining	—	161385	—	—	161385	—	—	—	—	—	—	—
§Springs, set, lens fixing	—	—	—	523000	—	—	—	—	—	—	—	—
Bracket or plate, rim fixing	—	—	—	—	—	—	—	—	—	—	—	—
§Lens or glass	525826	572155	—	523034	572155	—	571584	—	—	572772	572715	572715
§Lens plate or cover	—	—	—	—	—	—	—	—	—	—	—	—
§Gasket, lens seating	—	572174	—	522966	572174	—	—	—	—	572775	—	—
Ring, sliding	—	—	—	—	—	—	—	—	—	—	—	—
§Bulb holder	—	572162	—	525757	—	—	571576	—	—	572783	573251	573255
§Interior	—	553780	552103	—	552101	552103	552101	552103	531961	553780	552101	553780
Screw or nut, bulb holder fixing	—	126444	—	113511	—	—	—	—	—	—	—	—
Shell	—	—	571739	—	—	571468	—	—	—	—	—	—
§Reflector	524544	—	—	—	—	—	—	—	—	—	—	—
§Spring, adaptor fixing	—	—	571738	—	—	524637	—	—	—	—	—	—
Backplate	—	—	—	—	—	—	—	—	—	—	—	—
Gasket, backplate body seating	—	—	—	—	—	—	—	—	—	—	—	—
Nut, backplate fixing	—	—	—	—	—	—	—	—	—	—	—	—
§Bulb	200	222	207	207	381	207	381	207	381	222	381	222
Body or bracket, bulb holder	—	—	—	—	—	—	—	—	—	—	—	—
§Body, rubber	—	—	—	—	—	—	—	—	—	572763	575003	575003
§Nut, lamp fixing	183919	170574	—	181261	—	—	—	—	—	—	—	—
Washer, lamp seating or base	—	—	—	—	—	572264	—	—	—	—	—	—
Screw, lamp fixing	—	—	—	—	—	571475	142725	—	—	—	—	—
Washer, distance or packing	—	188330	571758	—	—	—	—	—	—	—	—	—
Washer, shakeproof	188349	185081	—	188350	—	—	—	—	—	—	—	—
Base, lamp seating	—	—	—	—	—	—	571560	—	—	—	—	—
Foot, lamp seating	—	—	—	522959	—	—	—	—	—	—	—	—
Bolt, lamp fixing	—	—	—	522964	—	—	—	—	—	—	—	—
§Grommet, rubber	—	572039	—	—	—	572265	—	—	—	—	—	—
§Ring, rubber	—	—	—	—	—	572260	574376	523986	523986	—	—	—
§Sleeve, terminal	—	188818	188818	—	188818	188818	188818	—	—	555910	555910	555910
Medallion or indicator tell-tale	—	—	—	524874	—	—	—	‡‡571887	‡‡551887	—	—	—
Clip, medallion fixing	—	—	—	—	—	—	—	‡‡571888	‡‡551888	—	—	—
Bracket, clamp	—	572158	—	—	—	—	—	—	—	—	—	—
Screw, stirrup fixing	—	—	—	—	—	—	—	—	—	—	—	—
Terminal, earthing	—	—	—	—	—	—	—	—	—	—	—	—

(including lamps with flasher indicating double filament bulbs)

SIDE LAMPS

Note. For replacement lamp spare parts, see appropriate column under part number † When ordering, quote part number shown in brackets § Recommended spares for stock ‡ With lens
 † Supplied separately C.P.R. . . Chromium plated rim

For illustrations, see pages J7-J9

continued

DETAILED SPARE PARTS

Part No.	†52148A	52149A	†52150A/B	52151B	†52152B/F	52153A	52154A/B	52156A	52157A	A52157A	†52158B/D	52160A/H
Model	470	470-2	490	470	489-1	LD109A	LD109A	LBD109A	LBD109A	LBD109A	464	488
Finish	C.P.R.	C.P.R.	C.P.R.	C.P.R.	C.P.R.	Black	Black, C.P.R.	Chromium	Chromium	Chromium	C.P.R.	C.P.R.
Replaced by (see footnote)	(52151)	—	(52212)	—	(52139)	—	—	—	—	—	(52200)	—
§Rim or door	572156	572156	—	572156	‡572776	522644	521989	521989	521989	521989	573153	572734
§Screw, rim or lens fixing	573676	572072	—	573676	—	523429	523429	523429	523429	523429	572072	—
Washer or ring, retaining	161385	161385	—	161385	572781	—	—	—	—	—	161385	—
§Springs, set, lens fixing	—	—	—	—	—	522869	522869	522869	522869	522869	—	—
Bracket or plate, rim fixing	—	—	—	—	—	—	—	—	—	—	—	—
§Lens or glass	572155	572155	—	572155	572772	571211	571211	571211	571211	571211	571990	572715
§Lens plate or cover	—	—	—	—	—	—	—	—	—	—	—	—
§Gasket, lens seating	572174	572174	—	572174	572775	520354	520354	520354	520354	520354	571979	—
Ring, sliding	—	—	—	—	—	—	—	—	—	—	—	—
§Bulb holder	572162	—	—	572162	572783	571197	571197	571197	571197	571197	—	573255
§Interior	553780	553780	553780	553780	553780	—	—	—	—	—	553780	553780
Screw or nut, bulb holder fixing	126444	—	—	126444	—	—	—	—	—	—	—	—
Shell	—	—	—	—	—	—	—	—	—	—	—	—
§Reflector	—	—	—	—	—	525849	525849	525849	525849	525849	—	—
§Spring, adaptor fixing	—	—	—	—	—	524637	524637	524637	524637	524637	—	—
Backplate	—	—	—	—	—	—	—	—	—	—	—	—
Gasket, backplate body seating	—	—	—	—	—	—	—	—	—	—	—	—
Nut, backplate fixing	—	—	—	—	—	—	—	—	—	—	—	—
§Bulb	222	222	222	222	222	207	207	207	207	200	222	222
Body or bracket, bulb holder	—	—	—	—	—	—	—	—	—	—	—	—
§Body, rubber	—	—	—	—	572763	—	—	—	—	—	—	575003
§Nut, lamp fixing	170574	—	—	170574	—	181261	181261	181261	181261	181261	—	—
Washer, lamp seating or base	188471	—	—	188471	—	146240	—	—	—	—	—	—
Screw, lamp fixing	—	—	—	—	—	—	—	—	—	—	—	—
Washer, wedge	—	—	—	—	—	—	—	—	522166	522166	—	—
Washer, shakeproof	188330	—	—	188330	—	188350	188350	188350	188350	188350	—	—
Base, lamp seating	—	—	—	—	—	522003	522003	522003	522003	522003	—	—
Foot, lamp seating	—	—	—	—	—	520352	520352	523448	520332	520332	—	—
Bolt, lamp fixing	—	—	—	—	—	522964	520395	522964	522964	522964	—	—
§Grommet, rubber	572039	526302	—	572039	—	—	—	—	—	—	526302	—
§Ring, rubber	—	—	572910	—	—	—	—	—	—	—	—	—
§Sleeve, terminal	188818	188818	188818	188818	188818	—	—	—	—	—	188818	555910
Medallion or indicator tell-tale	—	—	—	—	—	524874	524874	524874	524874	524874	—	—
Clip, medallion fixing	—	—	—	—	—	—	—	—	—	—	—	—
Bracket, clamp	572168	—	—	572168	—	—	—	—	—	—	—	—
Screw, stirrup fixing	—	—	—	—	—	—	—	—	—	—	—	—
Terminal, earthing	—	—	—	—	—	524733	524733	524733	524733	524733	—	—

(including lamps with flasher indicating double filament bulbs)

SIDE LAMPS

52148 — 52160

Note. For replacement lamp spare parts, see appropriate column under part number † When ordering, quote part number shown in brackets ‡ With lens § Recommended spares for stock
 || Rim with gasket C.P.R. . . Chromium plated rim

DETAILED SPARE PARTS

911

52162 — 52189

SIDE LAMPS
(including lamps with flasher indicating double filament bulbs)

Part No.	†52162A/H	52164A	52165A	52167B	52175B/D	52176B	52177A/D	†52182D/E	A52182 D/E	52186A	52188A	52189A
Model	488	1142	470-1	1185	513	513	461-1	516	516	No. 1 Mk. II	VS45-5	VS45-6
Finish	C.P.R.	Chromium	C.P.R.	C.P.R.	C.P.R.	C.P.R.	C.P.R.	Chromium	Chromium	—	Black, C.P.R.	Black, C.P.R.
Replaced by (see footnote)	(52240)	—	—	—	—	—	—	(52436)	(52436)	—	—	—
§Rim or door	572734	523024	572156	523896	‡573444	‡573444	571759	573646	573646	571320	573426	573426
§Screw, rim or lens fixing	—	—	572072	—	—	—	113531	—	—	571280	126490	126490
Washer or ring, retaining	—	522966	161385	—	—	—	—	161385	161385	571281	161385	161385
§Springs, set, lens fixing	—	523000	—	—	—	—	—	—	—	—	—	—
Bracket or plate, rim fixing	—	—	—	—	—	—	—	—	—	—	—	—
§Lens or glass	572715	523034	572155	—	—	—	—	573615	573615	571289	573383	573383
§Lens plate or cover	—	—	—	—	—	—	—	—	—	571288	—	—
§Gasket, lens seating	—	—	572174	—	—	—	—	573619	573619	571284	573215	573215
Ring, sliding	—	—	—	—	—	—	—	—	—	—	—	—
§Bulb holder	572727	525757	—	—	—	—	—	—	—	—	573382	573225
§Interior	552101	—	552101	552101	552103	552101	552101	553780	553780	552103	—	—
Screw or nut, bulb holder fixing	—	113511	126444	—	—	—	—	116141	116141	—	—	—
Shell	—	—	—	—	—	—	572804	—	—	—	—	—
§Reflector	—	—	—	—	—	—	—	—	—	—	573216	573216
§Spring, adaptor fixing	—	—	—	—	—	—	571738	—	—	—	—	—
Backplate	—	—	—	—	—	—	—	—	—	—	—	—
Gasket, backplate body seating	—	—	—	—	—	—	—	—	—	571275	573214	573214
Nut, backplate fixing	—	—	—	—	—	—	—	—	—	571292	—	—
§Bulb	380	207	380	380	207	380	380	222	988	—	207	209
Body or bracket, bulb holder	—	—	—	—	—	—	—	573624	573624	—	—	—
§Body, rubber	575003	—	—	—	—	—	—	—	—	—	—	—
§Nut, lamp fixing	—	181261	—	—	—	—	—	181261	181261	183919	183919	183919
Washer, lamp seating or base	—	188350	—	—	—	—	—	185085	185085	‡571307	188349	188349
Washer, sealing	—	—	—	—	—	—	—	—	—	571282	—	—
Washer, distance or packing	—	—	—	—	—	—	571758	551803	551803	571308	—	—
Washer, shakeproof	—	—	188330	—	—	—	—	—	—	188349	—	—
Base, lamp seating	—	522959	—	—	—	—	—	573618	573618	—	525839	525839
Foot, lamp seating	—	523044	—	—	—	—	—	—	—	—	—	—
Bolt, lamp fixing	—	522964	—	—	—	—	—	520395	520395	—	525859	525859
§Grommet, rubber	—	572363	—	—	—	—	—	—	—	—	—	—
§Ring, rubber	—	—	—	523986	523986	523986	—	—	—	—	—	—
§Sleeve, terminal	555910	—	188818	—	555910	555910	188818	—	—	188818	188818	188818
Medallion or indicator tell-tale	—	524874	—	¶571887	¶573449	¶573449	—	—	—	—	—	—
Clip, medallion fixing	—	—	—	¶571888	¶571888	¶571888	—	—	—	—	—	—
Bracket, clamp	—	—	—	—	—	—	—	—	—	—	—	—
Screw, stirrup fixing	—	—	—	—	—	—	—	—	—	—	—	—
Terminal, earthing	—	—	—	—	—	—	—	—	—	—	—	—

Note. For replacement lamp spare parts, see appropriate column under part number † When ordering, quote part number shown in brackets ‡ With lens § Recommended spares for stock
 † Shim, lens ¶ Supplied separately C.P.R. . . Chromium plated rim

For illustrations, see pages J7-J9

continued

DETAILED SPARE PARTS

Part No.	†52197	52198A	52200A	52202B	†52205B/D	†52206A	†52209A	52212A	†52214E/F	52215B/D	52216B/D	52217A
Model	1130	490	464	461-1	516	488	513	490	516	545	545	513
Finish	Primer, C.P.R.	C.P.R.	C.P.R.	C.P.R.	Chromium	C.P.R.	C.P.R.	C.P.R.	Chromium	C.P.R.	C.P.R.	C.P.R.
Replaced by (see footnote)	(52030)	—	—	—	(52436)	(52160)	(52176)	—	(52436)	—	—	—
§Rim or door	—	—	573153	572816	573646	572734	—	—	573646	574431	574431	†573444
§Screw, rim or lens fixing	118261	—	572072	116141	—	—	—	—	—	133211	133211	571475
Washer or ring, retaining	—	—	161385	—	161385	—	—	—	161385	—	—	—
§Springs, set, lens fixing	—	—	—	—	—	—	—	—	—	—	—	—
Bracket or plate, rim fixing	—	—	—	—	—	—	—	—	—	—	—	—
§Lens or glass	571584	—	571990	—	573615	572715	—	—	573615	574413	574413	—
§Lens plate or cover	—	—	—	—	—	—	—	—	—	—	—	—
§Gasket, lens seating	—	—	571979	—	573619	—	—	—	573619	574418	574418	—
Ring, sliding	—	—	—	—	—	—	—	—	—	—	—	—
§Bulb holder	523964	—	—	572804	573624	573255	—	—	573624	—	—	571585
§Interior	—	553780	553780	552101	553780	553780	552101	553780	553780	553780	553828	552103
Screw or nut, bulb holder fixing	—	—	—	—	116141	—	—	—	116141	—	—	—
Shell	—	—	—	—	—	—	—	—	—	—	—	—
§Reflector	—	—	—	—	—	—	—	—	—	—	—	—
§Spring, fixing adaptor	—	—	—	571738	—	—	—	—	—	—	—	—
Backplate	—	—	—	—	—	—	—	—	—	574417	574424	—
Gasket, backplate body seating	—	—	—	—	—	—	—	—	—	574419	574419	—
Nut, backplate fixing	—	—	—	—	—	—	—	—	—	166019	166019	—
§Bulb	207	989	989	380	222	222	380	222	222	222	380	207
Body or bracket, bulb holder	—	—	—	—	—	—	—	—	—	—	—	—
§Body, rubber	—	—	—	—	—	575003	—	—	—	—	—	—
§Nut, lamp fixing	—	166094	—	—	181261	—	—	—	181261	—	—	—
Washer, lamp seating or base	—	—	—	—	185085	—	—	—	185085	—	—	—
Screw, lamp fixing	—	—	—	—	—	—	—	—	—	—	—	—
Washer, distance	—	—	—	571758	551803	—	—	—	551803	—	—	—
Washer, shakeproof	—	—	—	—	—	—	—	—	—	188330	188330	—
Base, lamp seating	571560	—	—	—	—	—	—	—	‡573636	—	—	571560
Bracket, lamp fixing	—	—	—	—	—	—	—	—	‡573635	—	—	—
Bolt, lamp fixing	—	—	—	—	520395	—	—	—	520395	—	—	142725
§Grommet, rubber	—	—	573677	—	—	—	—	—	—	574049	—	—
§Ring, rubber	523986	572910	—	—	—	—	572260	572910	—	—	—	523986
§Sleeve, terminal	188818	188818	188818	188818	—	188818	—	188818	—	188818	188818	—
Medallion or indicator tell-tale	524874	—	—	—	—	—	‡573449	—	—	—	—	‡573449
Clip, medallion fixing	—	—	—	—	—	—	‡571888	—	—	—	—	‡571888
Bracket, clamp	—	—	—	—	—	—	—	—	—	—	—	—
Screw, stirrup fixing	—	—	—	—	—	—	—	—	—	—	—	—
Terminal, earthing	—	—	—	—	—	—	—	—	—	—	—	—

SIDE LAMPS
(including lamps with flasher indicating double filament bulbs)

52197 — 52217

Note. For replacement lamp spare parts, see appropriate column under part number † When ordering, quote part number shown in brackets ‡ With lens § Recommended spares for stock
 † Supplied separately C.P.R. . . Chromium plated rim

DETAILED SPARE PARTS

118

52218 — 52244

Part No.	52218A	†52219D	52220D	†52222A	†52227A	52228J/N	52232A	†52236A	52238A/B	52240A/D	†52241B/D	52244B/D
Model	513	516	516	539	489-1	552	488	539	488	488	488	488
Finish	C.P.R.	Chromium (52436) and Pad 574490	Chromium (52436) and Pad 574491	C.P.R.	C.P.R.	C.P.R.	C.P.R.	C.P.R.	C.P.R.	C.P.R.	C.P.R.	C.P.R.
Replaced by (see footnote)	—	—	—	(52365)	(52139)	—	—	(52365)	(52160)	—	(52232)	—
§Rim or door	‡573444	573646	573646	‡574258	‡572776	‡574677	572734	‡574258	572734	572734	572734	572734
§Screw, rim or lens fixing	571475	—	—	—	—	145351	—	—	—	—	—	—
Washer or ring, retaining	—	161385	161385	—	‡572781	161385	—	—	—	—	—	—
§Springs, set, lens fixing	—	—	—	—	—	—	—	—	—	—	—	—
Bracket or plate, rim fixing	—	—	—	—	—	—	—	—	—	—	—	—
§Lens or glass	—	573615	573615	574243	572772	—	572715	574243	572715	572715	572715	572715
§Lens plate or cover	—	—	—	—	—	—	—	—	—	—	—	—
§Gasket, lens seating	—	573619	573619	574225	572775	—	—	575640	—	—	—	—
Ring, sliding	—	—	—	574255	—	—	—	574255	—	—	—	—
§Bulb holder	574370	—	—	—	572783	554710	573251	—	573255	572727	573251	572727
§Interior	552101	553780	553780	573828	553780	553780	552101	573828	553780	552101	552101	552101
Screw or nut, bulb holder fixing	—	116141	116141	—	—	—	—	—	—	—	—	—
Shell	—	—	—	—	—	—	—	—	—	—	—	—
§Reflector	—	—	—	—	—	—	—	—	—	—	—	—
§Spring, fixing	—	—	—	—	—	—	—	—	—	—	—	—
Backplate	—	—	—	—	—	—	—	—	—	—	—	—
Gasket, backplate body seating	—	—	—	574231	—	—	—	574231	—	—	—	—
Nut, backplate fixing	—	—	—	—	—	—	—	—	—	—	—	—
§Bulb	380	222	222	361	222	989	209	380	222	380	209	384
Body or bracket, bulb holder	—	574496	574496	574224	—	—	—	574224	—	—	—	—
§Body, rubber	—	‡572363	‡572363	—	572763	—	575003	—	575003	575003	575003	575003
§Nut, lamp fixing	—	181261	181261	—	—	—	—	—	—	—	—	—
Washer, lamp seating or base	—	185085	185085	—	—	—	—	—	—	—	—	—
Screw, lamp fixing	—	—	—	—	—	—	—	—	—	—	—	—
Washer, distance	—	573639	573639	—	—	—	—	—	—	—	—	—
Washer, shakeproof	—	—	—	—	—	—	—	—	—	—	—	—
Base, lamp seating	571560	574490	574491	574491	—	—	—	—	—	—	—	—
Foot, lamp seating	—	—	—	—	—	—	—	—	—	—	—	—
Bolt, lamp fixing	142725	520395	520395	572964	—	—	—	—	—	—	—	—
§Grommet, rubber	—	—	—	—	—	—	—	—	—	—	—	—
§Ring, rubber	523986	—	—	—	—	554254	—	—	—	—	—	—
§Sleeve, terminal	—	—	—	—	188818	188818	555910	—	555910	555910	555910	555910
Medallion or indicator tell-tale	§573449	—	—	—	—	—	—	—	—	—	—	—
Clip, medallion fixing	§571888	—	—	—	—	—	—	—	—	—	—	—
Bracket, clamp	—	—	—	—	—	—	—	—	—	—	—	—
Screw, stirrup fixing	—	—	—	—	—	—	—	—	—	—	—	—
Terminal, earthing	—	—	—	—	—	—	—	—	—	—	—	—

(including lamps with flasher indicating double filament bulbs)

SIDE LAMPS

Note. For replacement lamp spare parts, see appropriate column under part number † When ordering, quote part number shown in brackets ‡ With lens § Recommended spares for stock
 † Rim with gasket ‡ Cap, rubber, fixing bolt § Supplied separately C.P.R. . . Chromium plated rim

For illustrations, see pages J7-J9

continued

DETAILED SPARE PARTS

Part No.	52250A/D	52251A/D	52254A	†52256A	52260B/E	52262A/B	52263A/B	52264A	†52269A	†52269B	†52274A	†52274B
Model	488	488	516	539	1130A/1	565	565	566	539	539	539	539
Finish	C.P.R.	C.P.R.	Chromium	C.P.R.	Black	—	—	C.P.R.	C.P.R.	C.P.R.	C.P.R.	C.P.R.
Replaced by (see footnote)	—	—	—	(52365)	—	—	—	—	(52367)	(52367)	(52367)	(52367)
§Rim or door	572734	572734	573646	‡574258	—	—	—	—	‡574258	‡574258	‡574258	‡574258
§Screw, rim or lens fixing	—	—	—	—	118261	572289	572289	572289	—	—	—	—
Washer or ring, retaining	—	—	161385	—	—	161385	161385	161385	—	—	—	—
§Springs, set, lens fixing	—	—	—	—	—	—	—	—	—	—	—	—
Bracket or plate, rim fixing	—	—	—	—	—	—	—	—	—	—	—	—
§Lens or glass	572715	572715	573615	574243	571584	575304	575304	575384	574243	574243	574243	574243
§Lens plate or cover	—	—	—	—	—	575305	575305	—	—	—	—	—
§Gasket, lens seating	—	—	573619	574225	574376	575306	575306	575393	574225	575640	574225	575640
Ring, sliding	—	—	—	574255	—	—	—	—	574255	574255	574255	574255
§Bulb holder	573285	573285	—	—	—	—	—	‡575395	—	—	—	—
§Interior	552103	552103	553780	573828	553780	573828	573828	552101	553780	553780	553780	553780
Screw or nut, bulb holder fixing	—	—	116141	—	54101266	—	—	—	—	—	—	—
Shell	—	—	—	—	—	—	—	—	—	—	—	—
§Reflector	—	—	—	—	—	—	—	—	—	—	—	—
§Spring, fixing	—	—	—	—	—	—	—	—	—	—	—	—
Backplate	—	—	—	—	—	—	—	—	—	—	—	—
Gasket, backplate body seating	—	—	—	574231	—	575932	575931	—	574231	574231	574231	574231
Nut, backplate fixing	—	—	—	—	—	—	—	—	—	—	—	—
§Bulb	207	149	222	380	989	380	380	380	222	989	222	989
Body or bracket, bulb holder	—	—	573624	574224	574383	575317	575316	—	575632	576634	575631	576634
§Body, rubber	575003	575003	—	—	574375	—	—	§575398	—	—	—	—
§Nut, lamp fixing	—	—	181261	—	—	—	—	—	—	—	—	—
Washer, lamp seating or base	—	—	185085	—	¶185053	—	—	—	—	—	—	—
Screw, lamp fixing	—	—	—	—	¶142725	—	—	—	—	—	—	—
Washer, distance	—	—	551803	—	—	—	—	—	—	—	—	—
Washer, shakeproof	—	—	—	—	—	—	—	—	—	—	—	—
Base, lamp seating	—	—	573618	—	571560	—	—	—	—	—	—	—
Foot, lamp seating	—	—	—	—	—	—	—	—	—	—	—	—
Bolt, lamp fixing	—	—	520395	—	—	—	—	—	—	—	—	—
§Grommet, rubber	—	—	—	—	—	—	—	—	—	574049	—	574049
§Ring, rubber	—	—	—	—	—	—	—	—	—	—	—	—
§Sleeve, terminal	555910	555910	—	—	555910	—	—	—	—	—	—	—
Medallion or indicator tell-tale	—	—	—	—	—	—	—	—	—	—	—	—
Clip, medallion fixing	—	—	—	—	—	—	—	—	—	—	—	—
Bracket, clamp	—	—	—	—	—	—	—	—	—	—	—	—
Screw, stirrup fixing	—	—	—	—	—	—	—	—	—	—	—	—
Terminal, earthing	—	—	—	—	—	—	—	—	—	—	—	—

SIDE LAMPS
(including lamps with flasher indicating double filament bulbs)

52250 — 52274

Note. For replacement lamp spare parts, see appropriate column under part number † When ordering, quote part number shown in brackets ‡ Lens and rim assembly § Recommended spares for stock
 ¶ Plinth and bulb holder ¶ Supplied separately § Cover C.P.R. . . Chromium plated rim

DETAILED SPARE PARTS

Part No.	†52276A	52284A	†52286A	†52286B/D	52298B	52300A/B	†52306A/B	52307B	†52310A/B	52318A	52321A	52325A/B
Model	539	484	539	539	581	488	539	1130A/1	539	461-1	484	550
Finish	C.P.R.	C.P.R.	C.P.R.	C.P.R.	—	C.P.R.	C.P.R.	Black	C.P.R.	C.P.R.	C.P.R.	C.P.R.
Replaced by (see footnote)	(52365)	—	(52367)	(52367)	—	—	(52366)	—	(52365)	—	—	—
§Rim or door	‡574258	572580	‡574258	‡574258	—	576097	‡574258	—	‡574258	572816	572580	526496
§Screw, rim or lens fixing	—	572072	—	—	576396	—	—	118261	—	—	572072	—
Washer or ring, retaining	—	—	—	—	161385	—	—	—	—	—	—	—
§Springs, set, lens fixing	—	—	—	—	—	—	—	—	—	—	—	—
Bracket or plate, rim fixing	—	—	—	—	—	—	—	—	—	—	—	—
§Lens or glass	574243	572592	574243	574243	576117	572715	574243	571584	574243	—	572592	573615
§Lens plate or cover	—	—	—	—	—	—	—	—	—	—	—	—
§Gasket, lens seating	575640	—	574225	575640	—	—	575640	574376	574225	—	—	—
Ring, sliding	574255	—	574255	574255	—	—	574255	—	574255	—	—	—
§Bulb holder	—	—	—	—	—	573255	—	574380	—	571739	—	—
§Interior	573828	552101	573832	553780	553780	553780	573828	552101	573828	552103	552101	553780
Screw or nut, bulb holder fixing	—	—	—	—	—	—	—	—	—	—	—	—
Shell	—	—	—	—	—	—	—	—	—	—	—	554539
§Reflector	—	—	—	—	—	—	—	—	—	—	—	—
§Spring, adaptor fixing	—	—	—	—	—	—	—	—	—	571738	—	—
Backplate	—	—	—	—	—	—	—	—	—	—	—	—
Gasket, backplate body seating	574231	—	574231	574231	576390	—	574231	—	574231	—	—	—
Nut, backplate fixing	—	—	—	—	—	—	—	—	—	—	—	—
§Bulb	380	150	222	989	989	989	209	209	380	207	209	989
Body or bracket, bulb holder	574224	—	575631	576634	576393	—	576357	523964	576356	—	—	—
§Body, rubber	—	574753	—	—	—	575003	—	—	—	—	574753	526506
§Nut, lamp fixing	—	—	—	—	¶169706	—	—	—	—	—	—	—
Washer, lamp seating or base	—	—	—	—	¶161732	—	—	¶185053	—	—	—	—
Screw, lamp fixing	—	—	—	—	—	—	—	¶142725	—	—	—	—
Washer, distance	—	—	—	—	—	—	—	—	—	571758	—	—
Washer, shakeproof	—	—	—	—	—	—	—	—	—	—	—	—
Base, lamp seating	—	—	—	—	—	—	—	571560	—	—	—	—
Foot, lamp seating	—	—	—	—	—	—	—	—	—	—	—	—
Bolt, lamp fixing	—	—	—	—	—	—	—	—	—	—	—	—
§Grommet, rubber	—	—	573825	574049	574049	—	—	§54101266	573825	576401	—	—
§Ring, rubber	—	—	—	—	—	—	—	—	—	—	—	—
§Sleeve, terminal	—	—	—	—	555910	555910	—	555910	—	188818	—	—
Medallion or indicator tell-tale	—	—	—	—	—	—	—	—	—	—	—	—
Clip, medallion fixing	—	—	—	—	—	—	—	—	—	—	—	—
Bracket, clamp	—	—	—	—	—	—	—	—	—	—	—	—
Screw, stirrup fixing	—	—	—	—	—	—	—	—	—	—	—	—
Terminal, earthing	—	—	—	—	—	—	—	—	—	—	—	—

(including lamps with flasher indicating double filament bulbs)

SIDE LAMPS

Note. For replacement lamp spare parts, see appropriate column under part number † When ordering, quote part number shown in brackets ‡ With lens § Recommended spares for stock
 ¶ For lens fixing screw ¶ Supplied separately § Base fixing C.P.R. . . Chromium plated rim

DETAILED SPARE PARTS

Part No.	†52333B/D	52334B/K	52338A/B	52342E/F	52348A/D	52351A/F	52352A/F	52363A/B	52365A	52366A	52367A	†52372A/B
Model	539	588	L594	L595	516	602	L602	L594	539	539	539	488
Finish	C.P.R.	C.P.R.	C.P.R.	C.P.R.	Chromium	—	—	C.P.R.	C.P.R.	C.P.R.	C.P.R.	C.P.R.
Replaced by (see footnote)	(52365)	—	—	—	—	—	—	—	—	—	—	(52240)
§Rim or door	‡574258	54570137	572734	576227	573646	—	—	572734	‡574258	‡574258	‡574258	572734
§Screw, rim or lens fixing	—	54127501	—	54100081	—	106501	106501	—	—	—	—	—
Washer or ring, retaining	—	161385	—	161385	161385	—	—	—	—	—	—	—
§Springs, set, lens fixing	—	—	—	—	—	—	—	—	—	—	—	—
Bracket or plate, rim fixing	—	—	—	—	—	—	—	—	—	—	—	—
§Lens or glass	574243	576664	576983	576223	573615	576744	576745	576983	574243	574243	574243	572715
§Lens plate or cover	—	‡54570900	—	—	—	—	—	—	—	—	—	—
§Gasket, lens seating	575640	576668	—	576228	573619	—	—	—	575640	575640	575640	—
Ring, sliding	574255	—	—	—	—	—	—	—	574255	574255	574255	—
§Bulb holder	—	—	576985	—	—	—	—	576985	—	—	—	—
§Interior	573828	573828	552101	573828	553780	573828	573828	552101	573828	573828	553780	573828
Screw or nut, bulb holder fixing	—	—	—	—	116141	—	—	—	—	—	—	—
Shell	—	—	—	—	—	—	—	—	—	—	—	—
§Reflector	—	—	—	—	—	—	—	—	—	—	—	—
§Spring, fixing	—	—	—	—	—	—	—	—	—	—	—	—
Backplate	—	—	—	—	—	—	—	—	—	—	—	—
Gasket, backplate body seating	574231	576669	—	576229	—	576746	576746	—	574231	574231	574231	—
Nut, backplate fixing	—	—	—	—	—	—	—	—	—	—	—	—
§Bulb	380	380	380	380	222	380	380	352	380	209	989	380
Body or bracket, bulb holder	576356	576666	—	—	573624	—	—	—	576356	576357	576634	—
§Body, rubber	—	—	576105	—	—	—	—	576105	—	—	—	575003
§Nut, lamp fixing	—	—	—	—	181261	—	—	—	—	—	—	—
Washer, lamp seating or base	—	—	—	—	574509	—	—	—	—	—	—	—
Screw, lamp fixing	—	198864	—	—	—	—	—	—	—	—	—	—
Washer, distance	—	—	—	—	577162	—	—	—	—	—	—	—
Washer, shakeproof	—	—	—	—	188350	—	—	—	—	—	—	—
Base, lamp seating	—	—	—	—	—	—	—	—	—	—	—	—
Foot, lamp seating	—	—	—	—	574508	—	—	—	—	—	—	—
Bolt, lamp fixing	—	—	—	—	520395	—	—	—	—	—	—	—
§Grommet, rubber	—	576401	—	—	—	576401	576401	—	576401	576401	574049	—
§Ring, rubber	—	—	—	—	—	—	—	—	—	—	—	—
§Sleeve, terminal	—	555910	555910	—	—	—	—	555910	—	—	—	555910
Medallion or indicator tell-tale	—	—	—	—	—	—	—	—	—	—	—	—
Clip, medallion fixing	—	—	—	—	—	—	—	—	—	—	—	—
Bracket, clamp	—	—	—	—	—	—	—	—	—	—	—	—
Screw, stirrup fixing	—	—	—	—	—	—	—	—	—	—	—	—
Terminal, earthing	—	—	—	—	—	—	—	—	—	—	—	—

(including lamps with flasher indicating double filament bulbs)

SIDE LAMPS

52333 — 52372

Note. For replacement lamp spare parts, see appropriate column under part number † When ordering, quote part number shown in brackets ‡ With lens § Recommended spares for stock
 † Lens shield C.P.R. . . . Chromium plated rim

DETAILED SPARE PARTS

Part No.	52374A	52391A/B	†52394A/D	52400D/F	52402A	52403A/D	52409A	†52412A	52421A/B	52426A/B	52436A/B	52437A/D
Model	L581	L594	539	L612	539	594	622	L539	488	L517	516	L638
Finish	—	C.P.R.	C.P.R.	C.P.R.	C.P.R.	C.P.R.	C.P.R.	—	C.P.R.	C.P.R.	Chromium	C.P.R.
Replaced by (see footnote)	—	—	(52402)	—	—	—	—	(52367)	—	—	—	—
§Rim or door	—	572734	‡574233	‡577343	‡574233	572734	54570272	‡574258	572734	516556	573646	54570407
§Screw, rim or lens fixing	576396	—	—	—	—	—	54100481	—	—	117861	—	54127522
Washer or ring, retaining	161385	—	—	—	—	—	161385	—	—	—	161385	—
§Springs, set, lens fixing	—	—	—	—	—	—	—	—	—	—	—	—
Bracket or plate, rim fixing	—	—	—	—	—	—	—	—	—	—	—	—
§Lens or glass	576117	576983	574243	577340	574243	576983	54570271	574243	572715	516386	573615	54570404
Body	—	—	—	—	—	—	—	—	—	—	—	54570406
Plate, c/w bulb holder	—	—	—	—	—	—	—	—	—	—	—	54570423
§Gasket, lens seating	—	—	575640	577336	575640	—	54570274	574225	—	516395	574619	—
Ring, sliding	—	—	574255	577337	574255	—	—	574255	—	—	—	—
§Bulb holder	—	576986	—	—	—	576993	54570645	—	575008	—	—	—
§Interior	552101	552103	553780	553780	553780	573828	573828	553780	555906	553780	553780	553780
Screw or nut, bulb holder fixing	—	—	—	—	—	—	—	—	—	—	116141	—
§Reflector	—	—	—	—	—	—	—	—	—	—	—	—
§Spring, fixing	—	—	—	—	—	—	—	—	—	—	—	—
Backplate	—	—	—	—	—	—	—	—	—	—	—	—
Gasket, backplate body seating	576390	—	574231	577344	574231	—	54570312	574231	—	516553	—	—
				577338								
Nut, backplate fixing	—	—	—	—	—	—	—	—	—	—	—	—
§Bulb	380	207	989	222	989	380	380	989	989	989	989	989
Body or bracket, bulb holder	576391	—	576634	—	576634	—	54570270	576634	—	—	573624	—
§Body, rubber	—	576105	—	577341	—	576105	—	—	575003	—	—	—
§Nut, lamp fixing	‡169706	—	—	—	—	—	—	—	—	—	181261	—
Washer, lamp seating or base	‡161732	—	—	—	—	—	—	—	—	—	185085	—
Screw, lamp fixing	—	—	—	—	—	—	54120002	—	—	—	—	—
Washer, distance	—	—	—	—	—	—	—	—	—	—	551803	—
Washer, shakeproof	—	—	—	185012	—	—	—	—	—	—	—	—
Base, lamp seating	—	—	—	577333	—	—	—	—	—	—	573618	—
Foot, lamp seating	—	—	—	—	—	—	—	—	—	—	—	—
Bolt, lamp fixing	—	—	—	—	—	—	—	—	—	—	520395	—
§Grommet, rubber	576401	—	574049	574049	574049	—	576401	574049	—	—	—	—
§Ring, rubber	—	—	—	—	—	—	—	—	—	—	—	—
§Sleeve, terminal	555910	555910	—	—	—	555910	555910	—	555910	—	—	555910
Medallion or indicator tell-tale	—	—	—	577345	—	—	—	—	—	—	—	—
Clip, medallion fixing	—	—	—	§54127502	—	—	—	—	—	—	—	—
Bracket, clamp	—	—	—	—	—	—	—	—	—	—	—	—
Screw, stirrup fixing	—	—	—	—	—	—	—	—	—	—	—	—
Terminal, earthing	—	—	—	—	—	—	—	—	—	—	—	—

(including lamps with flasher indicating double filament bulbs)

SIDE LAMPS

Note. For replacement lamp spare parts, see appropriate column under part number † When ordering, quote part number shown in brackets ‡ Lens and rim
 § Recommended spares for stock ‡ Nut, lens fixing screw ¶ Washer, fibre § Screw C.P.R. . . Chromium plated rim

DETAILED SPARE PARTS

Part No.	52439A	52442A/B	‡52444A	52449A/D	52466A	52467A/D	52474A/B	52493B	52498A	52499A
Model	L622	L594	L539	L550	L595	L653	490	L659	L563	563
Finish	C.P.R.	C.P.R.	C.P.R.	C.P.R.	C.P.R.	C.P.R.	C.P.R.	C.P.R.	C.P.R.	C.P.R.
Replaced by (see footnote)	—	—	(53626)	—	—	—	—	—	—	—
§Rim or door	54570272	572734	‡574267	526495	576227	54571298	—	54571591	575298	575298
§Screw, rim or lens fixing	54100481	—	—	—	54100081	198947	—	144921	113511	113511
Washer or ring, retaining	161385	—	—	—	161385	161385	—	161385	161385	161385
§Springs, set, lens fixing	—	—	—	—	—	—	—	—	522869	—
Bracket or plate, rim fixing	—	—	—	—	—	—	—	—	575288	575288
§Lens or glass	54570271	576983	574256	573615	576223	54570914	—	54571328	575285	575285
Wire, lens retaining	—	—	—	—	—	—	—	—	—	522869
§Gasket, lens seating	54570274	—	575640	—	576228	576668	—	576288	575290	575290
Ring, sliding	—	—	574255	—	—	—	—	—	—	—
§Bulb holder	54570646	576986	—	—	—	—	—	—	—	—
Plate, seating, with bulb holder	—	—	—	—	—	—	—	—	—	54571528
§Interior	573828	552103	573832	553780	573832	573828	553780	573828	573828	573832
Screw or nut, bulb holder retaining	—	—	—	—	—	—	—	—	—	—
Shell, bulb holder	—	—	—	554539	—	—	—	—	—	—
§Reflector	—	—	—	—	—	—	—	—	—	—
§Spring, adaptor fixing	—	—	—	—	—	—	—	—	—	—
Backplate	—	—	—	—	—	—	—	—	—	—
Gasket, backplate body seating	54570312	—	574231	—	576229	54570889	—	—	—	575283
Nut, backplate fixing	—	—	—	—	—	—	—	—	—	—
§Bulb	380	200	382	989	207	380	989	380	380	207
Body or bracket, bulb holder	54570270	—	576357	—	54570992	54570903	—	54571329	54571527	—
§Body, rubber	—	576105	—	526503	—	—	—	—	54571149	—
§Nut, lamp fixing	—	—	—	—	—	—	—	—	—	—
Washer, lamp seating or base	—	—	—	—	—	—	—	—	—	—
Screw, lamp fixing	54120002	—	—	—	103414	—	—	—	—	—
Washer, fixing screw	—	—	—	—	131023	—	—	—	—	—
Washer, shakeproof	—	—	—	—	—	—	—	—	—	—
Base, lamp seating	—	—	—	—	—	—	—	—	—	—
Foot, lamp seating	—	—	—	—	—	—	—	—	—	—
Bolt, lamp fixing	—	—	—	—	—	—	—	—	—	—
§Grommet, rubber	576401	—	—	—	—	54570960	—	573825	—	—
§Ring, rubber	—	—	—	—	—	—	572910	—	—	—
§Sleeve, terminal	555910	555910	—	—	—	—	188818	—	188818	188818
Medallion or indicator tell-tale	—	—	—	—	—	—	—	—	—	—
Clip, medallion fixing	—	—	—	—	—	—	—	—	—	—
Bracket, clamp	—	—	—	—	—	—	—	—	—	—
Screw, stirrup fixing	—	—	—	—	—	—	—	—	—	—
Terminal, earthing	—	—	—	—	—	—	—	—	—	—
§Grommet, cable entry	—	—	—	—	—	—	—	—	—	574049

(including lamps with flasher indicating double filament bulbs)

SIDE LAMPS

52439 — 52499

Note. For replacement lamp spare parts, see appropriate column under part number ‡ When ordering, quote part number shown in brackets ‡ With lens
 § Recommended spares for stock C.P.R. . . Chromium plated rim

DETAILED SPARE PARTS

124

52510 — 524982



SIDE LAMPS
(including lamps with flasher indicating double filament bulbs)

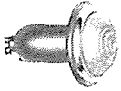
Part No.	52510A	52522A	52523A	52524A	52525A	53210B/H	53222A	†520940	†522968	†523531	†524982
Model	L534	LD109	LD109A	489	LBD109	488	464	1145	1142	1130	LD109A-1
Finish	Chromium	Black	Black, C.P.R.	C.P.R.	Chromium	C.P.R.	C.P.R.	Black	Chromium	Black, C.P.R.	C.P.R.
Replaced by (see footnote)	—	—	—	—	—	—	—	(52070)	(52164)	(52030)	(52157)
§Rim or door	574825	522644	521989	‡572776	521989	572734	573153	—	523024	—	521989
§Screw, rim or lens fixing	113061	523429	523429	—	523429	—	572072	—	—	118261	523429
Washer or ring, retaining	161385	—	—	—	—	—	161385	—	—	—	—
§Springs, set, lens fixing	—	522869	522869	—	522869	—	—	—	523000	—	522869
Bracket or plate, rim fixing	—	—	—	‡572581	—	—	—	—	—	—	—
§Lens or glass	54571639	571211	571211	‡572772	571211	572715	571990	520928	523034	571584	571211
Wire, lens retaining	—	—	—	—	—	—	—	—	—	—	—
§Gasket, lens seating	573916	520354	520354	‡572775	520354	—	571979	520912	522966	523986	520354
Ring, sliding	—	—	—	—	—	—	—	—	—	—	—
§Bulb holder	—	571197	571197	‡572783	571197	573285	—	522546	525757	523964	571197
Plate, seating, with bulb holder	—	—	—	—	—	—	—	—	—	—	—
§Interior	553780	—	—	553780	—	552103	552101	—	—	—	—
Screw or nut, bulb holder retaining	—	—	—	—	—	—	—	113511	113511	—	—
Shell, bulb holder	—	—	—	—	—	—	—	—	—	—	—
§Reflector	—	525849	525849	—	525849	—	—	—	—	—	525849
§Spring, adaptor fixing	—	524637	524637	—	524637	—	—	—	—	—	—
§Wires, reflector fixing (set)	—	—	—	—	522869	—	—	—	—	—	—
Washer, lens joint	—	—	—	—	520354	—	—	—	—	—	—
Backplate	—	—	—	—	—	—	—	—	—	—	—
Gasket, backplate body seating	—	—	—	—	—	—	—	—	—	—	—
Nut, backplate fixing	—	—	—	—	—	—	—	—	—	—	—
§Bulb	222	200	200	988	207	382	380	207	207	207	207
Body or bracket, bulb holder	—	—	—	—	—	—	—	—	—	—	—
§Body, rubber	—	—	—	572763	525331	575003	—	—	—	—	—
§Nut, lamp fixing	—	181261	181261	—	181261	—	—	177074	181261	—	181261
Washer, lamp seating or base	—	146240	—	—	—	—	—	—	—	—	—
Washer, lamp fixing nut	—	—	—	—	188350	—	—	—	—	—	—
Washer, fixing bolt	—	—	—	—	571899	—	—	—	—	—	—
Washer, distance	—	—	—	—	571898	—	—	—	—	—	—
Washer, shakeproof	—	188350	188350	—	—	—	—	185051	188350	—	188350
Base, lamp seating	—	522003	522003	—	571886	—	—	—	522959	571560	—
Foot, lamp seating	—	520352	520352	—	—	—	—	—	—	—	520352
Bolt, lamp fixing	—	520395	520395	—	522964	—	—	—	522964	—	522964
§Grommet, rubber	574049	—	—	—	—	—	526302	—	—	—	—
§Ring, rubber	—	—	—	—	—	—	—	—	—	—	—
§Sleeve, terminal	555910	—	—	555910	—	555910	188818	—	—	188818	—
Medallion or indicator tell-tale	—	524874	524874	—	524874	—	—	—	524874	524874	524874
Clip, medallion fixing	—	—	—	—	—	—	—	—	—	—	—
Bracket, clamp	—	—	—	—	—	—	—	—	—	—	—
Terminal, earthing	—	524733	524733	—	524733	—	—	—	—	—	—

Note. For replacement lamp spare parts, see appropriate column under part number † When ordering, quote part number shown in brackets ‡ With lens § Recommended spares for stock
 ¶ Rim with gasket C.P.R. . . Chromium plated rim

For illustrations, see pages J7-J9

SIDE, SIDE/FLASHER AND FRONT FLASHER LENSES





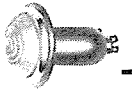
SIDE, SIDE/FLASHER AND FRONT FLASHER LENSES

LENSES

Dimension (overall)	Part No.	Model	Description	Illustration
1" dia.	571288	No. 1 Mk. II	Flat; frosted	1
1" dia.	571289	No. 1 Mk. II	As 571288, but clear	1
1" dia.	54571639	534	Clear; lightly shot-blast inside	3
1 3/16" dia.	573615	516 & 550	Clear; stippled inside	2
1 3/16" deep	576286	584	Orange amber	4
1 9/16" dia.	524327	1148	Stippled moonstone	5
1 13/16" dia.	571211	LD109	Ferlux	6
1 13/16" dia.	571584	1130	Clear diakon	7
1 3/4" dia.	572772	489	Clear; lightly shot-blast inside	8
2" dia.	523034	1142	Stippled moonstone; vertical flutes	5
2 1/4" dia.	571894	463	Translucent; fluted; shot-blast inside	9
2 11/32" wide	516386	517	Clear diakon; special design	10
2 3/4" dia.	573266	488	Amber; circular; fluted	11
2 3/4" dia.	576108	594	Amber; lightly stippled	12
2 3/4" dia.	572715	488	Clear; lightly stippled	11
2 3/4" dia.	576148	579	Clear; lightly stippled	14
2 3/4" dia.	576983	594	Clear; lightly stippled	12
2 3/4" dia.	54570404	638	Clear; lightly stippled	13
2 3/4" dia.	54570410	639	Amber; lightly stippled	15
2 3/4" dia.	54570808	579	Red; lightly stippled	14
2 5/8" dia.	577340	612	Clear diakon; lightly stippled	21
2 7/8" dia.	574243	539	Clear diakon	16
2 7/8" dia.	574256	538	Deep amber	16
2 7/8" dia.	576625	539	Amber	16
2 3/4" long	572155	470	Clear; heavily stippled inside	17
2 15/16" deep	54570322	630	Left hand; clear diakon; lightly stippled	18A
2 15/16" deep	54570132	630	Right hand; clear diakon; lightly stippled	18A
3" dia.	575285	563	Clear; lightly stippled	19
3" dia.	575292	563	Amber; lightly stippled	19
3 1/8" dia.	573330	VF46-15	Clear; fluted; lightly stippled	20
3 1/8" dia.	576117	581	Clear diakon	22
3 3/16" wide	54570619	634	Clear; shaped for right hand lamp	23
3 3/16" wide	54570624	634	Clear; shaped for left hand lamp	23
3 1/2" dia.	573383	VS45-6	Clear; lightly stippled	24
3 1/2" dia.	525826	RC330-3	Plain; difusa	25
3 1/2" dia.	575305	565	Clear; lightly stippled; shaped to fit inside of 575304	26
3 1/2" dia.	54570139	619	Clear diakon (amber inner lens)	27
3 1/2" dia.	54570166	619	Clear diakon (clear inner lens)	27
3 1/2" dia.	54570378	632	Clear diakon (amber inner lens)	28
3 1/2" dia.	54570471	632	Clear diakon (clear inner lens)	28
3 17/32" wide	535138	559	Amber diakon; lightly stippled	29
3 3/4" wide	520928	1145	Oval; opaque; of special design	30
4 1/4" dia.	54570473	625	Clear diakon (with clear lens); lightly stippled	31
4 1/4" dia.	54570287	625	Clear diakon (amber inner lens); lightly stippled	31
2 3/8" x 2 15/16"	574413	545	Clear; domed; lightly stippled	33
2 1/8" x 2 1/4"	54570391	633	Clear; lightly stippled	34
3 1/8" x 1 5/8"	572592	484	Clear; lightly shot-blast inside	35
3 11/16" x 1 3/4"	54570045	613	Left hand; amber diakon; lightly stippled	36
3 11/16" x 1 3/4"	54570046	613	Right hand; amber diakon; lightly stippled	36
3 11/16" x 1 3/4"	54570911	613	Right hand; clear diakon; lightly stippled	36
3 11/16" x 1 3/4"	54570912	613	Left hand; clear diakon; lightly stippled	36
3 3/8" x 2 1/4"	54570392	633	Amber; lightly stippled	34A
3 3/4" x 2 1/4"	54570583	633	Clear; lightly stippled	34A
3 5/8" x 2 15/16"	54570320	630	Right hand; amber; lightly stippled	18
3 7/8" x 2 15/16"	54570323	630	Left hand; clear diakon; stippled	18
3 7/8" x 2 15/16"	54570324	630	Right hand; clear diakon; stippled	18
3 7/8" x 2 15/16"	54570135	630	Left hand; amber; lightly stippled	18
4" x 2 1/4"	576223	595	Clear diakon; lightly stippled	37
4" x 2 3/8"	54570271	622	Clear; oval; lightly stippled	38
4 1/8" x 2 3/8"	575384	566	Clear diakon; lightly stippled	39
4 1/8" x 2 3/8"	576744	602	Right hand; clear diakon; lightly stippled	40
4 1/8" x 2 3/8"	576745	602	Left hand; clear diakon; lightly stippled	40
4 1/8" x 3 3/16"	54570620	634	Right hand; amber	23A
4 1/8" x 3 3/16"	54570621	634	Left hand; clear	23A
4 1/8" x 3 3/16"	54570622	634	Right hand; clear	23A
4 1/8" x 3 3/16"	54570623	634	Left hand; amber	23A
4 11/32" x 1 31/32"	576664	588	Clear diakon; lightly stippled	41
4 3/8" x 2"	54570914	653	Clear diakon; lightly stippled	42
4 3/8" x 1 8/32"	575304	565	Clear diakon	43
4 3/8" x 2 27/32"	577523	611	Amber diakon; lightly stippled	44
4 3/8" x 2 27/32"	577529	611	Clear diakon; lightly stippled	44
5 1/4" x 2"	571990	464	Clear; fluted; shot-blast inside	45
5 1/4" x 2 1/4"	576291	584	Clear; lightly stippled	46
5 1/8" x 2 3/16"	54571508	584	Right hand; clear; lightly stippled	46
5 1/8" x 2 3/16"	54571509	584	Left hand; clear; lightly stippled	46
6" x 2 1/4"	54571328	659	Clear; lightly stippled	47
6 1/2" x 2 1/4"	535343	585	Amber diakon; lightly stippled	48

For illustrations, see page J25

SIDE LAMPS AND FRONT FLASHER LAMPS



VEHICLE APPLICATION REFERENCE

- 52030 1130 side lamp. C.P. finish; 1 1/2" rim dia.; 12v.; single contact; Ferlux lens; as 52134 except for bulb holder and bulb; two-stud fixing. A.F.N. 'Le Mans' 1951-52. Alvis 14 1946-50; All Models (except TB21) 1951-55. Citroen 15 1946-55; 23 1953-55. H.R.G. 9 and 12 1946-52. Jaguar 1 1/2 litre Saloon 1946-48. M.G. 1 1/2 litre 1947-53; 'Midget' 1946-54. Morgan 'Plus Four' 1946-52; 'Four-Four' 1949-50. Riley 1 1/2 litre 1946. Wolseley 12, 14 and 18 1946-48.
- 52034 L-S-O side lamp. Black finish; 2 1/2" rim dia.; 12v.; double contact; Ferlux lens; as 52036 except for bulb holder and bulb; spigot fixing. Austin 2 1/2 ton Petrol Tanker 1946-55. Diamond Motors Battery Vehicle 1951-56. Harborough Construction Battery Vehicle 1951-54. Lewis, H.T. Battery Vehicle 1951-55. Standard 12 and 14 (Belgium) 1946. Wales & Edwards 1 ton Electric 1953-55.
- 52036 L-S-O side lamp. Black finish; 2 1/2" rim dia.; 12v.; single contact; Ferlux lens; as 52034 except for bulb holder and bulb; spigot fixing. Commer 8 cwt. Van and 25cwt. Forward Control 1946. Leonard Gundie 'Handy Motor' 1951-55. Jensen 'Jen-Tug' (later) 1952-54. Karrier 'Bantam' 1946. Morris Commercial 25/35 cwt. 1946; CV Models (except Ambulance) 1946-58.
- A52036 L-S-O side lamp. 6v.; as 52036 except for voltage. Douglas 'Handyvan' 1949-50. Jensen 'Jen-Tug' 1946-52. Light Delivery Vehicles 'Tri-Van' 1949-51.
- 52047 451 side lamp. C.P.R.; 1 1/2" rim dia.; 12v.; single contact; Ferlux lens; flush fitting. Austin A70 1948-49; 25 cwt. Van and Ambulance 1948-54. Lagonda 2 1/2 litre 1949-52. Morris Commercial FV and FVO 1949-53; FVS and FVSO 1954; Petrol Tanker 1951-52; PP Coach 1950-52. Rover 'Landrover' 1948-51.
- 52057 LBD109A side lamp. C.P. finish; 2 1/2" rim dia.; single contact; Ferlux lens; 38 1/2" spigot fixing; as 52156 except for fixing. Lancheater 10 1946-51. Wolseley 8 and 10 1946-48.
- 52070 1145 side lamp. C.P. finish; 12v.; single contact; opaque lens; two-stud fixing. Bristol 2 litre 1947-48; '400' 1949-50. Commer 2, 3 and 5 ton 1946-47. Lea Francis 14 (later) 1948.
- 52081 VF46-15 side lamp. C.P.R.; 4 1/2" rim dia.; 12v.; double contact; stippled lens. Jensen 'JNSN' 6 ton Lightweight 1946-47.
- 52088 R451 side lamp. C.P.R.; 1 1/2" rim dia.; 12v.; single contact; Ferlux lens; special for Bentley and Rolls-Royce; flush fitting. Bentley 4 1/2 litre 1946-51; 4 1/2 litre and 'Continental' 1952-54. Rolls-Royce 'Silver Wraith' 1946-59; 'Silver Dawn' 1953-55.
- 52102 F-LS-O side lamp. Black finish, C.P.R.; 2 1/2" rim dia.; 12v.; single contact; Ferlux lens; flange fixing. Clecco Electrics Battery Vehicle 1952-54. Douglas 15/20/25 cwt. Electric Vehicles 1949; Battery Vehicle 1950-54. Harborough Construction Battery Vehicle (alternative) 1951-54. Hindle Smart Battery Vehicle 1951-54. Morrison Electriccars All Models (except 2 ton GT and 25 cwt. B1/LH) 1951-55. Victor Electric Battery Vehicle 1952-55.
- 52108 LD109AF side lamp. Black finish, C.P.R.; 2 1/2" rim dia.; 12v.; single contact; Ferlux lens; flush fitting. Commer All 'Superpoise' Models 1949; All 'Superpoise' Models (except 25 cwt.) 1950; 5 and 7 ton 1949-53; 8 ton Tractor Trailer 1950; 6 1/2 and 7 ton 1949-50; 'Avenger' (12 volt) 1949-53; Fire Tender or Pump Chassis 1952-53.
- 52120 461-1 side lamp. C.P.R.; 2 1/2" rim dia.; 12v.; single contact; clear lens; flush fitting. A.C. 16 1948. Daimler 2 1/2 litre (except 'Consort') 1950; 'Consort' 1950-53. Invicta 'Black Prince' 1948-49.
- 52121 1142 side lamp. Black finish, C.P.R.; 2 1/2" rim dia.; 12v.; single contact; stippled moonstone lens; vertical flutes; as 52164 except for finish; spigot fixing. Bedford 10/12 cwt. Van 1947-49. Vauxhall 10, 12 and 14 1946-48.
- 52134 1130 side lamp. C.P. finish; 1 1/2" rim dia.; 12v.; double contact; Ferlux lens; as 52030 except for bulb holder and bulb; two-stud fixing. A.F.N. 'Le Mans' (Export U.S.A.) 1951-52. Alvis 'TC21, TC21/100, 'Grey Lady' and 'Tickford' Coupé (special orders) 1955. Citroen 23 1950-52; 25 (Export U.S.A.) 1949-50. M.G. 1 1/2 litre Tourer (Export U.S.A.) 1949; 'Midget' (Export U.S.A.) 1953-54; 'Midget' All Models (later) 1954-55. Sunbeam Talbot '80' and '90' (Export U.S.A.) 1948-50.
- 52137 1185 side lamp. C.P.R.; 1 1/2" rim dia.; 12v.; single contact; Ferlux lens; as 52167 except for bulb holder and bulb; special for Jaguar; welded to wing. Jaguar 2 1/2 and 3 1/2 litre 1946-51.
- 52139 489 side lamp. C.P.R.; 2 3/8" rim dia.; 12v.; single contact; clear lens, lightly shot blast inside; flexible body; flush fitting. A.C. 'Petite' 1953-57. Allard 'J', 'J2' and 'J2X' Models 1953-55; 'J2R' Model 1956; 'K' and 'L' Models 1951; 'M' and 'P' Models 1949-51; 'P2' Model 1953-54. Alvis TA21 (Export U.S.A.) 1951-53; TB21 1952. Armstrong Siddeley All Models (except 'Sapphire') 1950-53. Aston Martin DB3/S 1956; DB4 1959-60. Austin A40 Cars (except Sports) 1948-52; A40 Vans 1948-56; A40 Sports 1951-53; A70 (Export U.S.A.) 1950; 101 Van 1958-60; 301 Range (except 301FC) 1957-60. Bedford CA Van 1955-59. Bristol '404' 1954-55. Commer 8 cwt. Van 1950-52; 8 cwt. Van and Estate Car (Export U.S.A.) 1949; 'Express' Delivery Van and Pick-up Truck 1953-54; All Forward Control Vehicles (except 25 cwt. 1954 and 3 ton) 1954-60; 25 cwt. 'Superpoise' 1951-56; all other 'Superpoise' Models 1951-55. Daimler Ambulance 1949-54. Healey 'Silverstone' 1950; 'Tickford' Saloon 1953-54; 'Abbot' Drophead Coupé 1952-54. Hillman 'Minx' 1949-54; 'Minx' G.P.O. Estate Car 1955-57. Humber 'Hawk' 1950-54. Jensen 'Interceptor' 1952; 'Lightweight' Commercial 1954. Jowett All Models (except 'Bradford' Van) 1948-54; 'Bradford' Van 1953-54. Karrier 'Bantam' 1951-60; 'Gamecock' 1953-60; 1 1/2 ton 1957-60. Lagonda 3 litre (2-door) 1954-55. Lambourne, C. F. 'Lamb-Kar' 1952-54. Meynell All Models 1952. M.G. 'Magnetite' 1954-59. Morris 'Minor' 1950-60; 'Oxford' and 'Six' 1951-54; Quarter Ton Van and Pick-up 1954-56; Half Ton Van and Pick-up (R.H.D.) 1954-56. Morris Commercial 15/20 cwt. 1950-53; All LC Models (except G.P.O. and LCFO) 1953-60; LC Models (G.P.O.) 1953-56; FVS12/5 and FVSO12/5 1955; NV Models 1951-55; 10 cwt. 'J' Van (except G.P.O.) 1951-57; 'JB' Van (except G.P.O.) 1958-60; LD Models 1954-55. Paramount Roadster and Coupé 1951-53. Reliant 10 cwt. Van (later 'Regent') 1951-56. Renault 4CV Saloon 1952-55. Riley 'Pathfinder' 1954; 'Two-Point-Six' 1958-59. Rover 'Landrover' 1951-59; Station Wagon 1951. Singer 'SM1500' 1949-54. Smiths Delivery Vehicles 2 ton (Diesel) 1953-54. Standard 'Eight' 1954-55; 'Vanguard' 1950-56; 12 cwt. Models 1950-57. Sunbeam 'Alpine' 1953-54. Sunbeam-Talbot '90' 1951-54. Triumph 'Mayflower' 1950-53. Trojan 15/20 cwt. Van 1954. Wolseley 'Four Forty-Four' 1953-56; 'Four Fifty' 1951-53; 'Six Eighty' 1951-54; 'Fifteen Hundred' 1957-59.
- 52149 470-2 side lamp. C.P.R.; 3" x 1 1/4"; 12v.; single contact; clear lens, heavy stippled inside; as 52165 except for bulb holder and bulb; flush fitting. Austin A90 1950-52. Morris Commercial 10 cwt. 'J' Van 1949-50.
- 52151 470-1 side lamp. C.P.R.; 3" x 1 1/4"; 12v.; single contact; clear lens, heavy stippled inside; 26" cable. Austin A135 1948-53. Healey 'Sportsmobile' 1949. Lea Francis 14 1950; 18 6 Light Saloon 1950-53; 'Sports' 1950-54.
- 52153 LD109A side lamp. Black finish; 2 1/2" rim dia.; 12v.; single contact; Ferlux lens; vertical flutes; as 52157 except for finish. Armstrong Siddeley 1/2 ton Pick-up Truck 1957. Austin 10 Van 1946-47; 2 and 5 ton 1949-50; Coach 1947-50. Commer 15/25 cwt. 1946-48; 25 cwt. Forward Control 1947-48. Jowett 'Bradford' Van 1946. Karrier 'Bantam' and CK3 3 ton 1947-49; 'Cob' 1947-48. Morris Commercial 10 cwt. 'J' Van (G.P.O.) 1951-55.
- 52154 LD109A side lamp. Black finish, C.P.R.; 2 1/2" rim dia.; single contact; Ferlux lens; as 52153 except for finish; spigot fixing. Austin Taxi 1948-58; 'Champ' (Civilian) 1954-56; 1 and 1 1/2 ton 1954-55; 2 and 5 ton 1950-55; 3 ton 1955; Coach 1951-55. Bedford 10/12 cwt. Van 1950-52. Commer 8 cwt. Van 1947; 25 cwt. Forward Control 1949-54; 25 cwt. 'Superpoise' 1950. Dodge All 12 volt Models 1949-53; All Models (alternative) 1956; All Models Semi-forward Control 1957-58; Diesel Models (except Bus) (12 volt) 1955; Diesel Models (24 volt) 1954-55. Hillman 'Minx' 1946-47. Karrier 'Bantam' 1950; CK3 3 ton 1950-52. Morris 10 1948; 25/35 cwt. (LC3) 1946-52; LC Models (G.P.O.) 1957-59; 35/40, 45/55 and 60/70 cwt., 5 ton Forward Control Tipper and ECV13/3 1946-48; Ambulance 1947-51; CV9/40 and CV11/40 1950-51; ECV13/5 and ECV10/3/5 1949; 10 cwt. 'J' Van (G.P.O.) 1956-57; 'JB' Van (G.P.O.) 1958-60.
- 52156 LBD109A side lamp. C.P. finish; 2 1/2" rim dia.; 12v.; single contact; Ferlux lens; 16" spigot fixing; as 52057 except for fixing. Humber 'Hawk' 1946-48; 'Imperial' and 'Pullman' 1946-47; 'Snipe' and 'Super Snipe' 1946. Singer 9 1946-51; 10 1946-49; 1,200 c.c. and 1,500 c.c. 1952-55. Sunbeam-Talbot 10 1946-47.
- 52157 LBD109A side lamp. C.P. finish; 2 1/2" rim dia.; single contact; Ferlux lens. A.C. Invalid Carriage 1947-53. Austin 8, 10 and 12 Cars 1946-47; A70 1951; Hire Car 1950-58. Barrett, W. & F. Invalid Carriage and 147 c.c. All Weather Vehicle 1953-54; 'Midget' All Weather Invalid Car 1954. Dellow Sports Mk. III 1952. Dodge 12 volt Petrol Models (later) 1953-58; 12 volt Diesel Models (except Bus) (later) 1953-54; All Diesel Models 1956; Bus (12 volt, special orders) 1957-58; Bus (24 volt) 1957; Semi-forward Control (24 volt, alternative) 1958. Morris 10 1946-47. Standard 8 1946-48. Sunbeam-Talbot 2 litre 1946-47.
- 52160 488 side lamp. C.P.R.; 2 3/8" rim dia.; single contact; clear lens; flexible body; flush fitting. A.C. 16 1949-57. A.F.N. 'Mille Miglia' 1951-52. Allard 'J', 'J2' and 'J2X' Models 1949-55; 'P2' Model 1952. Bedford 'CA' Van 1953-54. Humber 'Super Snipe' 1953-55. Jensen 'Lightweight' Commercial 1955. Lea Francis 14 and 18 4 Light Saloon 1951-54. Riley 'Pathfinder' 1955-57. Rover '75' 1951-53; Station Wagon and 'Landrover' (Export U.S.A.) 1951. Vauxhall 'Wyvern' and 'Velox' 1950-54.
- 52164 1142 side lamp. C.P. finish; 2 1/2" rim dia.; 12v.; single contact; stippled moonstone lens; vertical flutes; as 52121 except for finish; spigot fixing. Allard '21C' and '21Z' Models 1953-54. Austin 16 1946-48. Bedford 5/6 cwt. Van 1946-47; 10/12 cwt. Van 1946. Citroen 23 1949. Commer 3 and 4 ton Trucks, Pantechinon, Tipper and 'Commando' 1947-49. Daimler 27 and 36 1946; 2 1/2 litre (except 'Consort') 1946-47 and 1949. Jensen 3 1/2 litre 1946-47; 'Interceptor' 1950-51. Lea Francis 14 1946-50. Rover 10, 12, 14 and 16 1946-47; '60' and '75' 1948-49. Singer 12 1947-49. Standard 12 and 14 1946-48. Triumph '1800' 1946-48; '2000' 1949; 'Renown' 1950-54. Wolseley 25 1948.

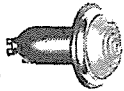
† When ordering, quote voltage
L.H.D. .. Left hand drive

C.P. ... Chromium plated
N.A.D.A. .. North American Dollar Area

C.P.R. .. Chromium plated rim

R.H.D. .. Right hand drive

continued

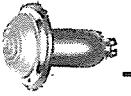


SIDE LAMPS AND FRONT FLASHER LAMPS

VEHICLE APPLICATION REFERENCE—continued

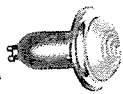
- 52165 470-1 side and flashing indicator lamp. C.P.R.; 3" x 1 1/2"; 12v.; double contact; clear lens, heavy stippled inside; as 52149 except for bulb holder and bulb; flush fitting.
Austin A90 1949; A90 (Export U.S.A.) 1950-52.
Daimler 27 and 36 (Hooper bodies) 1951-53.
Healey 'Sportsmobile' (Export U.S.A.) 1949.
Lea Francis All Models (Export U.S.A.) 1950-54.
- 52167 1185 side and flashing indicator lamp. C.P.R.; 1 1/2" rim dia.; 12v.; double contact; Ferlux lens; special for Jaguar; welded to wing.
Jaguar 2 1/2 and 3 1/2 litre (Export U.S.A.) 1951.
- 52175 513 side lamp. C.P.R.; 1 1/2" rim dia.; 12v.; single contact; as 52176 except for bulb holder and bulb; flush fitting.
Daimler 'Regency' Coupé 1953; 'Conquest' Roadster 1954-55; 'Conquest' Coupé 1956-57; 'Empress' and 'Regency' 1955; 3 1/2 litre 1956-59; 4 1/2 litre 1957-60.
Jaguar 2 1/2 litre (later) 1951; 3 1/2 litre (later) 1951-58; Mk. VIII and Mk. IX 1957-60; XK Models 1953-60.
- 52176 513 side and flashing indicator lamp. C.P.R.; 1 1/2" rim dia.; 12v.; double contact; as 52175 except for bulb holder and bulb; flush fitting.
Bentley 4 1/2 litre (Export U.S.A.) 1952.
Daimler 'Regency' Coupé (Export U.S.A.) 1953.
Jaguar 2 1/2 litre (later) 1951; 3 1/2 litre (Export U.S.A.) (later) 1951-54; XK120 1952-54.
- 52177 461-1 side and flashing indicator lamp. C.P.R.; 2 1/2" rim dia.; 12v.; double contact; clear lens, lightly shot blast inside; flush fitting.
Daimler 2 1/2 litre (except 'Consort') (Export U.S.A.) 1951-53.
- 52186 No. 1 Mk. II side lamp. Primer finish; 12v. single contact; special for Commer; spigot fixing.
Commer 3 ton Cross-country Vehicle 1956.
- 52188 VS45-6 side lamp. Black finish, C.P.R.; 3 1/2" rim dia.; 12v.; single contact; stippled lens; as 52189 except for bulb holder and bulb; spigot fixing.
Batavus 3-wheeler 1949.
- 52189 VS45-6 side lamp. Black finish, C.P.R.; 3 1/2" rim dia.; 12v.; double contact; stippled lens; as 52188 except for bulb holder and bulb; spigot fixing.
Commer 25 cwt. 'Lyons' Van 1949-50.
- 52198 490 side lamp. C.P.R.; 12v.; single contact; flush fitting.
Jaguar XK-SS (Export U.S.A.) 1958.
- 52200 464 side lamp. C.P.R.; 5 1/2" x 2 1/4"; 12v.; single contact; clear fluted lens, shot blast inside; as 53222 except for bulb holder and bulb; flush fitting.
Humber 'Imperial' and 'Pullman' 1949-54; 'Super Snipe' 1950-52.
- 52202 461-1 side and flashing indicator lamp. C.P.R.; 2 1/2" rim dia.; 12v.; double contact; clear lens; special for Bentley; flush fitting.
Bentley 'Continental' Sports 1952-54.
- 52209 513 side and flashing indicator lamp. C.P.R.; 12v.; double contact; special for Bentley; flush fitting.
Bentley 4 1/2 litre (Export U.S.A.) 1953-54.
- 52212 490 side lamp. C.P.R.; 12v.; single contact; 3/2" cable; as 52150 except for cable length; complete with grommet; flush fitting.
Armstrong Siddeley 'Sapphire' 1953-55; 'Sapphire 346' 1956-58; Limousine Models 1956-60.
Austin A125 1948-54.
Daimler 2 1/2 litre (except 'Consort') 1951-53.
Jaguar XK120 1949-52.
- 52215 545 side lamp; C.P.R.; 2 1/2" x 2 3/8"; 12v.; single contact; clear lens, lightly stippled inside; as 52216 except for bulb holder and bulb; flush fitting.
Morris 'Cowley' 1955-59; 'Oxford' (later) 1954-60; 'Hindustan' 1955-60; 'Isis' (when trafficators fitted) 1956-58.
- 52216 545 side and flashing indicator lamp. C.P.R.; 2 1/2" x 2 3/8"; 12v.; double contact; clear lens, lightly stippled inside; as 52215 except for bulb holder and bulb; flush fitting.
Morris 'Cowley' (L.H.D.) 1955-59; 'Oxford' (L.H.D. and optional R.H.D.) and 'Hindustan' 1955-60; 'Isis' (L.H.D. and optional R.H.D.) 1956-58; Half Ton Van and Pick-up Truck 1957-60.
- 52217 513 Side lamp. C.P.R.; 12v.; single contact; as 52218 except for bulb holder and bulb; flush fitting.
Riley 1 1/2 litre 1954-55.
- 52218 513 side and flashing indicator lamp. C.P.R.; 12v.; double contact; as 52217 except for bulb holder and bulb; flush fitting.
Riley 1 1/2 litre (Export) 1954-55.
- 52228 552 side lamp. Polished and chrome die cast rim; 12v.; single contact; flush fitting.
Bentley Sports Saloon and 'Continental' 1955-56; 'S' Model 1957-59; 'S2' and 'Continental' 1960.
Rolls-Royce 'Silver Cloud' 1955-60.
- 52232 488 side lamp. C.P.R.; 2 3/8" rim dia.; 12v.; double contact; clear lens; flexible body; flush fitting.
Humber 'Hawk' (Export U.S.A. and Canada) 1949.
Morris 'Oxford' (Export U.S.A.) 1948-50; 'Six' 1948-52.
Morrison Electriccars All Models (except 2 ton GT and 25 cwt. B1/LH) 1956-60.
Rover '75' (N.A.D.A.) 1950; Station Wagon 1949-50.
Smiths Delivery Vehicles Standard Drive Models (Electric) and 1 ton (Diesel) 1953-55; 2 ton (Diesel) insulated return 1953-54.
Wolseley 'Four Fifty' (Export U.S.A.) 1949-53; 'Six Eighty' 1949-50.
- 52240 488 side and flashing indicator lamp. C.P.R.; 2 3/8" rim dia.; 12v.; double contact; clear lens; rubber body; flush fitting.
A.C. 16 1953-57.
A.F.N. 'Mille Miglia' (Export U.S.A.) 1951-54.
Alfa Romeo 'Giulietta' Models (except 750E, 750F and 'Sprint Special') 1955-59; T10 Van (Petrol) 1958-59.
Allard 16 h.p. (Export U.S.A.) 1947-49; 'J', 'J2' and 'J2X' Models (Export U.S.A.) 1949-55; 'K', 'L' Models (Export U.S.A.) 1951; 'K3' Model 1954-55; 'M' and 'P' Models (Export U.S.A.) 1949-51; 'P2' Model (Export U.S.A.) 1952-54; 'P2', '21C' and '21Z' Models 1955.
Armstrong Siddeley 'Sapphire' (Export U.S.A.) 1953-55.
Aston Martin DB Models (except DB3/S and DB4) 1951-59.
Austin 'Metropolitan' 1957-60; Healey 1954-56.
Beardmore Taxi 1958-60.
Bond 'Minicar' 1958-60.
Bristol 'X404' (Arnold Body) 1954.
Citroen 15 (Export U.S.A.) 1953-55; 23 (Export U.S.A.) 1953.
Commer 'Express' Delivery Van and Pick-up Truck 1955-57; 'Express' Delivery Van and Pick-up Truck (Export U.S.A.) 1953-54; 'Cob' 1957-58; 3 1/2 ton 'Superpoise' (optional) 1956-60.
Daimler 'Conquest' 1954; 'Regency' Saloon (Export U.S.A.) 1953; 'Conquest' ('Century') (Export U.S.A.) 1954-58; 'Conquest' Coupé 1954-55; Ambulance (Export U.S.A.) 1951-54; 'Regina' 1955; 4 1/2 litre 1956.
Dellow Mk. V 1955-57.
Frazer Nash 'Mille Miglia', 'Targo Florio' and 'Sprenger' Hard Top 1955.
Hillman 'Minx' (Export U.S.A. and Canada) 1953-54; 'Minx' and 'Husky' 1955-57.
Humber 'Hawk' 1955-57; 'Hawk' (Export U.S.A. and Canada) 1953; 'Super Snipe' (Export U.S.A.) 1953-57.
Jowett 'Javelin' (Export U.S.A.) 1951-54.
Lagonda 3 litre (4-door) 1955; 3 litre 1956-58.
Lanchester 14 (Export U.S.A.) 1952-53; 'Sprite' 1955-56.
M.G. 'Magnette' (L.H.D. and optional R.H.D.) 1955-59.
Morris 'Minor' (L.H.D.) 1953-60; Half Ton Van and Pick-up Truck (L.H.D.) 1954-56.
Morrison 25 cwt. Electric 1955-56.
Nash 'Metropolitan' 1954-60.
Riley 'Pathfinder' 1954-57.
Rover '75' (N.A.D.A.) 1951-53; Station Wagon and 'Landrover' (Tickford only) 1951; 'Landrover' (N.A.D.A.) 1955-57.
Smiths Delivery Vehicles 2 ton (Diesel) 1953-55.
Standard 'Eight' De Luxe and 'Ten' 1955-57; 'Companion' and 6 cwt. Models 1956-57; 'Vanguard' and 12 cwt. Models (Export U.S.A.) 1950-52.
Sunbeam 'Alpine' (Export U.S.A.) 1953-55; 'Alpine' 1955-57.
Sunbeam-Talbot '90' 1953-54.
Swallow 'Doretta' 1954-55.
Triumph 2-seater Sports 1954; TR Models 1955-57.
Trojan All Models (except 'Electrojan') 1954-60.
Vauxhall 'Wyvern', 'Velox' and 'Cresta' 1955.
Wolseley 'Four Forty-Four' 1956; 'Fifteen Hundred' (L.H.D. and optional R.H.D.) 1957-59.
- 52244 488 side and flashing indicator lamp. C.P.R.; 2 3/8" rim dia.; 6v.; double contact; clear lens; flexible body; as 52240 except for voltage; flush fitting.
Tippen Invalid Carriage 1955-56.
- 52250 488 side lamp. C.P.R.; 2 3/8" rim dia.; 12v.; single contact; clear lens; flexible body; flush fitting.
Commer All 'Superpoise' Models 1956-60.
Daimler 'Conquest' ('Century') 1958.
Dodge Normal Control Models and Bus (special orders) 1957-60.
Rover '60', '75', '90' and '105' 1957-59; '80' and '100' 1960.
Smiths Delivery Vehicles Mobile Shop 1956-58.
- 52251 488 side lamp. C.P.R.; 2 3/8" rim dia.; 24v.; single contact; clear lens; flexible body; as 52250 except for voltage; flush fitting.
Commer All 'Superpoise' Models 1956-60; 'Avenger' 1957-60.
Dodge Bus (special orders) 1957-58; Normal Control 1957-60.
- 52254 516 side lamp. C.P. finish; 1 1/2" rim dia.; 12v.; single contact; clear lens, stippled inside; 3/2" cables; spigot fixing.
Austin A135, Ambulance and Hearse 1958-60.
- 52260 1130A-1 side lamp. Black finish, C.P.R.; 1 1/2" rim dia.; 12v.; single contact; clear lens, lightly stippled; two-stud fitting.
Austin Series III Trucks (except Tanker) Normal Control 1956-60; Coach (Normal Control) 1957-60.
Morris Commercial 3 ton 3KNC (G.P.O.) 1956-59; Series III Trucks (Normal Control) 1956-60.
Riley 1 1/2 litre 1949-53; 2 1/2 litre 1947-53.
- 52262 565 side and flashing indicator lamp. Left hand; C.P. bezel; diecast base; 12v.; double contact; clear lens, lightly stippled; 3/0" cable; flush fitting.
Standard 'Vanguard' (except 'Sportsman') 1956-58.
- 52263 565 side and flashing indicator lamp. As 52262 but right hand.
Standard 'Vanguard' (except 'Sportsman') 1956-58.
- 52264 566 side and flashing indicator lamp. C.P. bezel; diecast base; 12v.; double contact; clear lens, lightly stippled; flush fitting.
Jaguar 2.4 litre 1956-59; 3.4 litre 1958-59.
- 52271 563 front flashing indicator lamp. C.P.R.; 3 1/2" rim dia.; 12v.; single contact; amber lens, lightly stippled; 3/0" cable; flush fitting.
Jaguar 3 1/2 litre (later) 1955-58; Mk. VIII and Mk. IX 1957-60; XK Models (except XK-SS) 1955-60.
- 52284 484 side lamp. C.P.R.; 24v.; double contact; clear cheese-dish type lens, lightly sand blast inside; rubber body; flush fitting.
Dodge Forward Control 1958-60.
- 52285 488 front flashing indicator lamp. C.P.R.; 2 3/8" rim dia.; 12v.; single contact; clear lens; flexible body; flush fitting.
Daimler 'Conquest' Coupé 1956-57; 'Empress', 'Regency', 'Sportsman' and 'Regina' 1955; 3 1/2 litre (Export U.S.A.) 1956-59.
Jaguar XK-SS (Export U.S.A.) 1958.
Morgan 'Plus Four' (Coupé and special orders) 1955-58; 'Four-Four' (Coupé and special orders) 1956-58.
- 52287 539 front flashing indicator lamp, left hand; C.P.R.; 3 3/8" rim dia.; single contact; amber lens; 18 1/2" cable; special for Bentley; flush fitting.
Bentley 'Continental' (Park Ward Body, Export California) 1955-59; 'S2' and 'Continental' 1960.
- 52288 539 front flashing indicator lamp. As 52287 but right hand.
Bentley 'Continental' (Park Ward Body, Export California) 1957-59; 'S2' and 'Continental' 1960.
- 52298 581 side and reflex lamp. Clear diakon lens; 3" rim dia.; 12v.; single contact; flush fitting.
Morris Commercial 'J2' Models 1957-60.
- 52300 488 side lamp. C.P.R.; 2 3/8" rim dia.; 12v.; single contact; clear lens; 3/4" cable; flexible body; flush fitting.
Bentley 'Continental' 1957-59.
- 52307 1130A-1 side lamp. Black finish; 1 1/2" rim dia.; 12v.; double contact; Ferlux lens; as 52260 except for bulb holder and bulb; two-stud fitting.
Austin Series III Petrol Tanker (Normal Control) 1957-60.
Morris Commercial Series III Tanker (Normal Control) 1957-60.
- 52312 584 side and flashing indicator lamp. C.P.R.; 12v.; two single contact bulbs; clear lens, with domed amber flasher lens inside lamp; flush fitting.
Standard 'Vanguard Sportsman' 1957-58.
Triumph 'Herald' 1959-60.

SIDE LAMPS AND FRONT FLASHER LAMPS



VEHICLE APPLICATION REFERENCE—continued

- 52314 585 front flashing indicator lamp. Amber lens, rectangular shaped; 12v.; single contact; 42" cable; as 52315 except for voltage; flush fitting. Commer 2½ and 3½ ton 'Superpoise' (optional) 1957-60; 6 ton 'Superpoise' (optional) 1959-60; 4, 5 and 6 ton Forward Control (Petrol and Perkins Diesel) 1959-60; 5, 7 and 10/12 ton Forward Control (Petrol and Rootes Diesel) (optional) 1957-60; Fire Tender or Pump Chassis 1957-60. Karrier 'Gamecock' (optional) 1957-60.
- 52315 585 front flashing indicator lamp. 24v.; as 52314 except for voltage. Commer 5 and 6 ton 'Superpoise' (optional) 1957-60.
- 52318 461-1 side lamp. C.P.R.; 2½" rim dia.; 12v.; single contact; flush fitting. Bentley 'Continental' (special orders) 1955.
- 52321 484 side lamp. C.P.R.; 12v.; double contact; clear cheese-dish type lens, lightly sand blast inside; rubber body; as 52284 except for voltage; flush fitting. Dodge Forward Control 1958-60.
- 52325 550 side lamp. C.P.R.; 1½" rim dia.; 12v.; single contact; clear lens, stippled inside; rubber body; flush fitting. Alvis TD21 1958-60. Armstrong Siddeley 'Sapphire' 234 and 236 1956-58. Austin 'Princess' Mk. IV 1957-59. Cooper 'Monaco' 1959-60. Elva 'Courier' 1959-60.
- 52331 539 front flashing indicator lamp, left hand; C.P.R.; 3⅝" rim dia.; single contact; deep amber lens; 18½" cable; flush fitting. Bentley 'Continental' (Park Ward Body, Export U.S.A.) 1957-59.
- 52332 539 front flashing indicator lamp. As 52331 but right hand. Bentley 'Continental' (Park Ward Body, Export U.S.A.) 1957-59.
- 52334 588 side and flashing indicator lamp. C.P.R.; 12v.; double contact; clear lens, lightly stippled; rubber grommet; flush fitting. Humber 'Hawk' 1958-60; 'Super Snipe' 1959-60.
- 52337 594 front flashing indicator lamp. C.P.R.; 2⅝" rim dia.; 12v.; single contact; amber lens, lightly stippled; flexible body; flush fitting. Armstrong Siddeley 'Star Sapphire' 1959-60; 'Star' Limousine 1960. Austin 'Seven' (850) 1959-60; A35 1957-60; A90, A95 and A105 1957-59; 'Gipsy' 1958-60. Berkeley Sports Car 1959-60. Daimler 'Majestic' 1959-60; SP250 1960. Elva 'Courier' 1959-60. Layton Sports Cars 'Jomar' 1959-60. Lotus 'Elite' 1959-60. Morgan 'Plus Four' 1955-60; 'Four-Four' (Coupe and special orders) 1959-60. Morris 'Mini-minor' 1959-60. Reliant All Models (12 volt) 1959-60. Standard 'Vanguard' and 'Atlas' 1959-60. Tippen Invalid Carriage 1960. Tornado 'Typhoon' 1959-60.
- 52338 594 side and flashing indicator lamp. C.P.R.; 2⅝" rim dia.; 12v.; double contact; clear lens, lightly stippled; flexible body; flush fitting. Austin 'Seven' (850) Export 1959-60; Healey Models 1957-60. Bedford CA Van (later) 1959-60. Isetta (Gt. Britain) '300' (Export Canada) 1958-60. Lotus Mk. IX (Export U.S.A.) 1958-59. Morris 'Minor' (Export Switzerland) 1960; 'Mini-minor' (Export) 1959-60. Peerless 'Gran Turismo' 1959-60. Reliant 'Regent Four' Van (Export) 1959-60. Simca All Models (except 'Oceane' and 'Plein Ciel') (Export U.S.A.) 1959-60. Standard 'Eight', 'Ten' and 'Pennant' 1958-59; 'Ensign', 'Companion' Estate Car, 6 cwt. Van and Pick-up Truck 1958-60. Triumph TR3 1958-60.
- 52342 595 side and flashing indicator lamp. C.P.R.; 12v.; double contact; clear oval lens; two-screw fixing. Wolseley 'Fifteen Hundred' 1958-60.
- 52343 563 front flashing indicator lamp. C.P.R.; 3¼" rim dia.; 12v.; single contact; clear lens, lightly stippled; 30" cable; flush fitting. Jaguar 3½ litre (Export U.S.A.) 1957-58; Mk. VIII and Mk. IX (Export U.S.A.) 1957-60; XK140 (Export U.S.A.) 1957; XK150 (Export U.S.A.) 1958-60.
- 52345 594 front flashing indicator lamp. As 52337 but clear lens. Armstrong Siddeley 'Star Sapphire' (Export U.S.A.) 1959-60. Austin A35 (Export North America) 1957-60; A90 and A95 (Export North America) 1958-59; A105 (Export North America) 1957-59; Hire Car and Taxi (Export U.S.A.) 1960; 'Gipsy' (Export North America) 1958-60. Daimler 'Majestic' (Export U.S.A.) 1959-60; SP250 (Export U.S.A.) 1960. Elva 'Courier' (Export U.S.A.) 1959-60. Layton Sports Cars 'Jomar' (Export U.S.A.) 1959-60. Morgan 'Plus Four' and 'Four Four' (Export U.S.A.) 1960.
- 52348 516 side lamp. C.P. finish; 1½" rim dia.; 12v.; single contact; clear lens, stippled inside; chrome plinth; spigot fixing. Austin A35 Saloon and Pick-up Truck 1957-59; A90, A95 and A105 1957; Taxi and Hire Car 1959-60.
- 52351 602 side and flashing indicator lamp, right hand. 12v.; double contact; clear lens, lightly stippled; flush fitting. Vauxhall 'Victor' 1958-59.
- 52352 602 side and flashing indicator lamp. As 52351 but left hand. Vauxhall 'Victor' 1958-59.
- 52363 594 side and flashing indicator lamp. C.P.R.; 2⅝" rim dia.; 6v.; double contact; clear lens, lightly stippled; flexible body; flush fitting. Reliant 'Regal' Car 1957-58; 5 cwt. Van 1959.
- 52365 539 side and flashing indicator lamp. C.P.R.; 3⅝" rim dia.; 12v.; double contact; clear lens; less cable; flush fitting. A.C. 'Ace' and 'Aecca' 1955-60. Alvis TC108G 1956-57. Austin A135 1955. Bristol '405' 1955-58. Jaguar 3½ litre 1955. M.G. MGA Models 1956-59. Morris Commercial 'J2' (Export U.S.A.) 1958-60. Singer 'Hunter' and 'S' Model 1955-56; 'Gazelle' 1957. Sunbeam 'Rapier' 1956-60. Vauxhall 'Wyvern', 'Velox' and 'Cresta' 1956-57; 'Grosvenor' Estate Car and 'Dormobile' 1957. Wolseley 'Six Ninety' (L.H.D. and optional R.H.D.) 1955-59.
- 52366 539 side lamp. C.P.R.; 3⅝" rim dia.; 12v.; double contact; clear lens; less cables; as 52365 except for bulb holder and bulb; flush fitting. Austin 7 ton Petrol Tanker 1958-60; Series III Petrol Tanker (Forward Control) 1957-59. Morris Commercial 7 ton Petrol Tanker 1958-60; Series III Petrol Tanker (Forward Control) 1957-59.
- 52367 539 side lamp. C.P.R.; 3⅝" rim dia.; 12v.; single contact; clear lens; less cable; flush fitting. Austin LD, LCF0 and 301FC Models 1955-60; Series III Trucks (except Tanker) 1956-59; Series IVFF Trucks (except Tanker) 1959-60; Coach (Forward Control) 1957-60. Morris Commercial LD Models 1954-60; LCF0 1958-59; Series III Trucks (Forward Control) 1956-59; 7 ton Truck and Series IVFF Trucks (except Tanker) 1958-60. Vauxhall 'Velox' and 'Cresta' 1958-60; 'Friary' Estate Car 1960. Wolseley 'Six Ninety' (R.H.D.) 1955-59.
- 52369 539 front flashing indicator lamp. Sunken C.P.R.; 3⅝" rim dia.; 12v.; single contact; clear lens; flush fitting. Austin A40 and A50 1955; A50 'Cambridge' (Export North America) 1957; A55 (Export North America) 1958-59; A90 and A95 1955; A90 and A95 (Export North America) 1957.
- 52371 539 front flashing indicator lamp. Sunken C.P.R.; 3⅝" rim dia.; 12v.; single contact; amber lens; less cable; flush fitting. Austin A40 and A50 1956-57; A55 1958-59; A90 and A95 1956.
- 52374 581 side and flashing indicator and reflex lamp. 3⅝" rim dia.; 12v.; Clear lens incorporating reflex; double contact; flush fitting. Morris Commercial J2 (Export U.S.A.) 1957.
- 52391 594 side lamp. C.P.R.; 2⅝" rim dia.; 12v.; single contact; clear lens, lightly stippled; flexible body; as 52338 except for bulb holder and bulb; flush fitting. Austin 'Gipsy' 1958-60. Isetta '300' 1959-60. Jensen 'Tempo 1500' 1958-60. Reliant All Models 1959-60. Standard 'Vanguard' 1959-60.
- 52392 611 front flashing indicator lamp. 12v.; single contact; amber lens, lightly stippled; 14" cable; flush fitting. Riley 'One-Point-Five' 1958-60.
- 52393 611 front flashing indicator lamp. 12v.; single contact; clear lens, lightly stippled; 14" cable; as 52392 except for lens; flush fitting. Riley 'One-Point-Five' (Export U.S.A.) 1958-60.
- 52400 612 side lamp. C.P.R.; 2½" rim dia.; 12v.; single contact; clear lens, lightly stippled; red tell-tale indicator at top of bezel; flush fitting. Rover 3 litre 1959-60.
- 52402 539 side lamp. Sunken C.P.R.; 3⅝" rim dia.; 12v.; single contact; clear lens; flush fitting. Riley 'One-Point-Five' 1958-60.
- 52403 594 side and flashing indicator lamp. C.P.R.; 2⅝" rim dia.; 12v.; double contact; clear lens; flexible body; 33½" cable; flush fitting. Commer 'Express' Delivery Van and Pick-up Truck 1958-60; 'Cob' 1959-60; ¾ ton Forward Control Van and Passenger Chassis 1960. Hillman 'Minx' Series III 1958-59; 'Husky' 1958-60. Singer 'Gazelle' 1958-60. Sunbeam 'Alpine' 1959-60.
- 52407 619 side and flashing indicator lamp. 12v.; 3" rim dia.; two single contact bulbs; clear domed lens surrounding amber inner lens; 13½" cable; flush fitting. Austin A40 1959-60.
- 52408 619 side and flashing indicator lamp. 12v.; 3" rim dia.; two single contact bulbs; clear domed lens surrounding clear inner lens; 13½" cable; as 52407 except for lens; flush fitting. Austin A40 (Export North America and Switzerland) 1959-60.
- 52409 622 side and flashing indicator lamp, left hand; C.P.R.; oval shaped; 12v.; double contact; C.P. diecast body. Vauxhall 'Victor' (later) 1959-60; 'Envoy' Station Wagon (Export Canada) 1960.
- 52410 613 front flashing indicator lamp, right hand; 12v.; 3⅝" × 1⅝"; single contact; amber lens; oval shaped and curved to fit on car wing; 30" cable; flush fitting. Rover 3 litre 1959-60.
- 52411 613 front flashing indicator lamp. As 52410 but left hand lamp. Rover 3 litre 1959-60.
- 52416 625 side and flashing indicator lamp. 12v.; 4¼" rim dia.; two single contact bulbs; clear lens, with amber inner lens; flush fitting. Austin A99 1959-60.
- 52421 488 side lamp. C.P.R.; 2⅝" rim dia.; 12v.; single contact; clear lens; flexible body; less cable; flush fitting. Standard 'Atlas' 1959-60.
- 52422 630 side and flashing indicator lamp, left hand. 12 v.; two single contact bulbs; amber and clear rectangular shaped lens, slightly stippled; flush fitting. Austin A55 Mk. II 1959-60. Morris 'Oxford' Series V 1959-60.
- 52423 630 side and flashing indicator lamp, left hand. Clear side and flasher lens; as 52422 except for lens. Austin A55 Mk. II (Export North America, Italy, Mexico and Manila) 1959-60. Morris 'Oxford' Series V (Export North America) 1959-60.
- 52424 559 flashing indicator lamp. 12v.; single contact; amber half-moon shaped lens, lightly stippled; flange fixing. Frisky All Models 1958-60.
- 52425 632 side and flashing indicator lamp. C.P.R.; 3⅝" rim dia.; 12v.; two single contact bulbs; clear outer lens with amber inner lens; flush fitting. M.G. MGA 1600 1960. Wolseley 'Six Ninety-Nine' 1959-60.



SIDE LAMPS AND FRONT FLASHER LAMPS

VEHICLE APPLICATION REFERENCE—continued

- 52426 517 side lamp. 12v.; single contact; clear diakon lens.
Daimler 'Majestic' 1959-60; SP250 1960.
- 52427 630 side and flashing indicator lamp. As 52422 but right hand lamp.
Austin A55 Mk. II 1959-60.
Morris 'Oxford' Series V 1959-60.
- 52428 630 side and flashing indicator lamp. As 52422 but right hand lamp; clear lens.
Austin A55 (Mk. II (Export North America, Italy, Mexico and Manila) 1959-60.
Morris 'Oxford' Series V (Export North America) 1959-60.
- 52429 625 side and flashing indicator lamp. As 52416 but clear inner lens.
Austin A99 (Export North America) 1959-60.
- 52430 632 side and flashing indicator lamp. As 52425 but clear inner lens.
M.G. MGA 1600 (Export U.S.A.) 1960.
Wolseley 'Six Ninety-Nine' (Export North America) 1959-60.
- 52432 634 side and flashing indicator lamp, left hand. C.P.R.; 4½" x 7½"; two single contact bulbs; amber and clear lens; flush fitting.
M.G. 'Magnette' Mk. III 1959-60.
Wolseley 'Fifteen Sixty' 1959-60.
- 52433 634 side and flashing indicator lamp. As 52432 but right hand lamp.
M.G. 'Magnette' Mk. III 1959-60.
Wolseley 'Fifteen Sixty' 1959-60.
- 52434 634 side and flashing indicator lamp, left hand. As 52432 but clear lens.
M.G. 'Magnette' Mk. III (Export North America) 1959-60.
Wolseley 'Fifteen Sixty' (Export North America) 1959-60.
- 52435 634 side and flashing indicator lamp. As 52432 but clear lens and right hand lamp.
Lotus 'Elite' (N.A.D.A.) 1959-60.
M.G. 'Magnette' Mk. III (Export North America) 1959-60.
Wolseley 'Fifteen Sixty' (Export North America) 1959-60.
- †52436 516 side lamp. C.P. finish; 1½" rim dia.; single contact; clear lens, stippled inside; spigot fixing.
A.F.N. 'Le Mans' (later) and 'Mille Miglia' 1952-54.
Austin A30 1952-56; A35 Van and 'Countryman' and 152 Range 1957-60; A40 Cars (except Sports) 1953-56; A50 1955-57; A40 Sports (Export U.S.A.) 1953; A55, A95 and A105 1958-59; A70 (later) 1951-55; A90 and A95 1955-56; A135 1954-57; Ambulance and Hearse 1956-57.
Bristol '403' 1954.
Dellow Motors All Models 1953-57.
Invacar Invalid Carriage 1952-53.
Jensen 'Interceptor' (later) 1952-55; '541' and '541R' 1954-60.
Layton Sports Cars 'Jomar' 1959-60.
Lotus Mk VII and Mk. VIII 1958; Mk. IX 1958-59; Mk. VII Series II 1960.
Morgan 'Plus Four' (later) 1952-60; 'Four Four' 1956-60.
Rover '60', '75' and '90' 1954-56.
- 52437 638 side lamp. C.P.R.; 2½" rim dia.; 12v.; single contact; clear lens, lightly stippled; flexible body; flush fitting.
Rover 'Landrover' 1960.
- 52438 639 front flashing indicator lamp. C.P.R. 2½" rim dia.; 12v.; single contact; amber lens, lightly stippled; flexible body; flush fitting.
Rover 'Landrover' 1960.
- 52439 622 side and flashing indicator lamp. As 52409 but right hand lamp.
Vauxhall 'Victor' (later) 1959-60; 'Envoy' Station Wagon (Export Canada) 1960.
- 52440 539 front flashing indicator lamp. C.P.R.; 3½" rim dia.; 12v.; single contact; clear lens; 21" cable; flush fitting.
Vauxhall 'Velox' and 'Cresta' (Export Canada) 1959-60; 'Friary' Estate Car 1960.
- 52442 594 side lamp. 6v.; as 52391 except for voltage.
Reliant 5 cwt. Van 1959.
- 52449 550 side lamp. C.P.R.; 1½" rim dia.; 12v.; single contact; clear lens, stippled inside; flexible body; flush fitting.
Lotus 'Elite' 1959-60.
- 52457 613 front flashing lamp, right hand. As 52410 except for lens, which is clear.
Rover 3 litre (N.A.D.A.) 1959-60.
- 52458 613 front flashing indicator lamp. As 52410 but clear lens and left hand.
Rover 3 litre (N.A.D.A.) 1959-60.
- 52466 595 side lamp. C.P.R.; 12v.; single contact; clear oval lens; as 52342 except for bulb holder and bulb; two-screw fixing.
Austin Series IVFG Trucks 1960.
Morris Commercial Series IVFG Trucks 1960.
- 52467 653 side and flashing indicator lamp. C.P.R.; 12v.; double contact; clear lens, lightly stippled; rubber grommet; flush fitting.
Hillman 'Minx' Series IIIA 1959-60.
- 52474 490 side lamp. C.P.R.; 12v.; single contact; 45" cable; flush fitting.
Jaguar 2.4 and 3.8 litre 1960; 3.4 litre 1958-60.
- 52475 Front flashing indicator lamp, right hand. C.P.R.; 3½" rim dia.; single contact; clear lens; special for Bentley; flush fitting.
Bentley 'S2' (Export Switzerland) and 'Continental' (Export U.S.A.) 1960.
- 52476 539 front flashing indicator lamp. As 52475 but left hand.
Bentley 'S2' (Export Switzerland) and 'Continental' (Export U.S.A.) 1960.
- 52479 563 front flashing indicator lamp. C.P.R.; 3½" rim dia.; 12v.; single contact; amber lens, lightly stippled; flexible body; 45" cable; flush fitting.
Jaguar 2.4, 3.4 and 3.8 litre 1960.
- 52480 563 front flashing indicator lamp. As 52479 but clear lens.
Jaguar 2.4, 3.4 and 3.8 litre (Export U.S.A.) 1960.
- 52491 633 side and flashing indicator lamp. C.P.R.; 12v.; two single contact bulbs; amber and clear rectangular shaped lens, lightly stippled; flush fitting.
Riley 'Four Sixty-Eight' 1959-60.
- 52492 633 side and flashing indicator lamp. As 52431 but clear lens.
Riley 'Four Sixty-Eight' (Export North America) 1959-60.
- 52493 659 side and flashing lamp. C.P.R.; 12v.; double contact; clear rectangular lens, lightly stippled; flush fitting.
Triumph 'Herald' (N.A.D.A.) 1959-60.
- 52498 563 side and flashing indicator lamp. C.P.R.; 3½" rim dia.; 12v.; double contact; clear lens, lightly stippled; flush fitting.
Jaguar 2.4, 3.4 and 3.8 litre (Export Switzerland) 1960.
- 52499 563 side lamp. C.P.R.; 3½" rim dia.; 12v.; single contact; clear lens, lightly stippled; flush fitting.
Jaguar Mk. IX and XK150 (Export Switzerland) 1960.
- 52500 513 front flashing indicator lamp. C.P.R.; 1½" rim dia.; single contact; as 52175 except for bulb; flush fitting.
Jaguar XK150 and Mk. IX (Export Switzerland) 1960.
- 52506 584 side and flashing indicator lamp, left hand. C.P.R.; two single contact bulbs; clear lens, lightly stippled, with domed amber flasher inner lens; 30" cable; flush fitting.
Austin 'Princess' 3 litre 1960.
- 52507 584 side and flashing indicator lamp. As 52506 but right hand.
Austin 3 litre 'Princess' 1960.
- 52508 584 side and flashing indicator lamp, left hand. As 52506, less domed amber inner lens.
Austin 3 litre 'Princess' (Export U.S.A.) 1960.
- 52509 584 side and flashing indicator lamp. As 52506 but right hand and less domed amber inner lens.
Austin 3 litre 'Princess' (Export U.S.A.) 1960.
- 52510 534 side lamp. C.P. cover; 12v.; single contact; domed clear lens, lightly shot blast inside; 10" cable; flush fitting.
Aston Martin DB4GT 1960.
- 52522 LD109 side lamp. 6v.; as 52153 except for voltage.
Barrett, W. & F. Invalid Carriage 1949-52.
Reliant 750 c.c. 4 cylinder 1947-50.
Wessex Industries Delivery Van 1952-55.
- 52523 LD109A side lamp. Black finish. C.P.R.; 2½" rim dia.; 6v.; single contact; Ferlux lens; as 52154 except for voltage; spigot fixing.
Barrett, W. & F. 197 c.c. All-weather Vehicle 1955.
George Fitt Invalid Carriage 1951-55.
Invacar Invalid Carriage 1951.
Larmar Engineering Invalid Carriage 1948-54.
Vernons Industries Invalid Carriage 1951-54.
- 52524 489 side lamp. 6v.; as 52139 except for voltage.
Reliant 750 c.c. 4 cylinder 1951-54; 'Regal' Car and 5 cwt. Van 1953-58; 6 cwt. Van and Truck 1954-55.
- 52525 LBD109 side lamp. C.P. finish; 2½" rim dia.; 12v.; special chromium base; replacement for Model S463.
Austin Ambulance and Hearse 1951-55.
Daimler 27 and 36 1947-53; 2½ litre (except 'Consort') 1948.
- †53210 488 side lamp. C.P.R.; 2½" rim dia.; single contact; clear lens, shot blast inside; flexible body; flush fitting.
Commer 5 ton 'Superpoise' (24 volt) 1954-55; 'Avenger' (24 volt) 1954-56.
Daimler 'Conquest' 1954; 'Regency' Saloon 1953; 'Conquest' ('Century') 1954-57.
Dodge Bus 1954-55.
Jensen 4 litre 'Interceptor' 1954-55.
Lanchester 14 1952-53; 'Sprite' 1955-56.
Rover '60', '75' and '90' (N.A.D.A.) 1954; 'Landrover' 1954.
- 53222 464 side and flashing indicator lamp. C.P.R.; 5½" x 2½"; 12v.; double contact; clear fluted lens, shot blast inside; flush fitting.
Humber 'Imperial' and 'Pullman' (Export U.S.A.) 1952-54; 'Super Snipe' (Export U.S.A.) 1951.
- 53358 556 front flashing indicator lamp. 4½" rim dia.; 12v.; single contact; amber lens, lightly stippled; flexible body; flush fitting.
Smiths Delivery Vehicles Mobile Shop (Petrol or Diesel) 1956-58.
- 53359 488 front flashing indicator lamp. C.P.R.; 2½" rim dia.; 12v.; single contact; amber lens, circular fluted; flexible body; flush fitting.
Armstrong Siddeley All 'Sapphire' Models 1955-58.
Limousine 1956-59; ½ ton Pick-up Truck 1957.
Aston Martin DB4 1959-60; DB4GT 1960.
Austin All LD Models (when fitted) 1955-60; 101 Van (optional) 1959-60.
Daimler 4½ litre 1957-60.
Jensen '541' and '541R' 1954-60.
Morris Commercial LD Models (when fitted) 1956-60; 'JB' Van (optional) 1959-60.
- 53378 539 front flashing indicator lamp. C.P.R.; 3½" rim dia.; 12v.; single contact; clear lens; flush fitting.
Riley 'Two-Point-Six' (Export U.S.A.) 1958-59.
- 53626 539 front flashing indicator lamp. C.P.R.; 3½" rim dia.; 12v.; single contact; amber lens; less cable and grommet; flush fitting.
Austin A135 1956-60; 'Princess' Mk. IV 1957-59; Ambulance and Hearse 1956-60.
Bristol '406' 1958-60.
Riley 'Two-Point-Six' 1958-59.
Rover '60' 1957-59; '80' and '100' 1960.
Vauxhall 'Velox', 'Cresta' and 'Friary' Estate Car 1958-60.
- 53627 539 front flashing indicator lamp. As 53626 but clear lens.
Rover '60' (N.A.D.A.) 1957-59; '80' and '100' (N.A.D.A.) 1960.

LUCAS

SECTION


REAR LAMPS

K

REFLEX REFLECTORS AND FLASHING INDICATOR SETS

INDEX

Part No.	Model	Description	Page No.	Part No.	Model	Description	Page No.
52114	1130	Tail	K 52	53100	296	Number plate box	K 9
52120	470-1	Reverse	K 18	53101	467-2	Number plate	K 11
52246	488	Reverse	K 18	53102	471	Stop tail	K 30
52272	538	Flasher (rear)	K 5	53103	464	Stop tail and reverse	K 48
52282	539	Flasher (rear)	K 5	53104	465	Number plate	K 11
52285	488	Reverse	K 18	53107	474	Number plate	K 11
52287	539	Flasher (rear)	K 5	53108	474	Number plate	K 11
52288	539	Flasher (rear)	K 5	53109	474	Number plate	K 11
52308	539	Reverse	K 18	53110	474	Number plate	K 11
52309	539	Reverse	K 18	53111	288-3	Number plate box	K 9
52314	585	Flasher (rear)	K 5	53112	465	Number plate	K 11
52315	585	Flasher (rear)	K 5	53113	461	Stop	K 20
52329	539	Flasher (rear)	K 5	53114	288-3	Number plate box	K 9
52330	539	Flasher (rear)	K 5	53115	464	Stop tail and reverse	K 48
52337	594	Flasher (rear)	K 5	53116	476	Reverse, tail and number plate	K 20
52339	538	Flasher (rear)	K 5	53117	476	Stop tail and number plate	K 25
52364	594	Flasher (rear)	K 5	53118	476	Stop tail and number plate	K 25
52371	593	Flasher (rear)	K 5	53120	464	Stop tail	K 30
52405	550	Number plate	K 11	53121	479	Number plate	K 11
52459	539	Flasher (rear)	K 5	53123	464	Stop tail and reverse	K 48
52460	539	Flasher (rear)	K 5	53127	464	Stop tail	K 30
52462	593	Flasher (rear)	K 5	53128	464	Stop tail and reverse	K 49
52463	550	Number plate	K 11	53128	464	Reverse	K 18
52503	539	Reverse	K 18	53130	469	Number plate and reverse	K 15
53007	AT201L	Tail and number plate	K 50	53131	482	Stop tail	K 30
A53007	AT201L	Tail and number plate	K 50	53133	AT201L	Tail and number plate	K 51
53008	ST38C	Stop tail and number plate	K 23	53134	484	Stop tail	K 30
A53008	ST38C	Stop tail and number plate	K 23	53135	485	Number plate	K 11
53019	L-WD-T2A	Tail	K 52	53140	480	Tail and number plate	K 51
53027	ST51-1	Stop tail and number plate	K 23	53142	464	Stop tail and reverse	K 49
53028	ST38D	Stop tail and number plate	K 23	53143	464	Stop tail and reverse	K 49
53029	ST51	Stop tail and number plate	K 23	53145	464	Stop tail and flasher	K 40
A53029	ST51	Stop tail and number plate	K 23	53146	464	Stop tail and flasher	K 40
53031	ST52	Stop tail and number plate	K 23	53149	469	Number plate and reverse	K 15
A53031	ST52	Stop tail and number plate	K 23	53150	461-1	Stop tail	K 30
53032	TR51-1	Reverse, tail and number plate	K 20	53151	488	Stop tail	K 31
53034	288-3	Number plate box	K 9	53152	464	Number plate and reverse	K 15
53035	TR51-1	Reverse, tail and number plate	K 20	53153	464	Stop tail and flasher	K 40
53036	WT203	Tail and number plate	K 50	53156	464	Stop tail	K 31
53037	WT203	Tail and number plate	K 50	53159	469	Number plate and reverse	K 15
53041	AT201L	Tail and number plate	K 50	53161	469	Number plate and reverse	K 15
53045	288-3	Number plate box	K 9	53164	467	Number plate	K 12
53049	ST53	Stop tail	K 30	53166	464	Stop tail	K 31
53051	285	Number plate box	K 9	53171	469	Number plate	K 12
53056	MT211	Tail and number plate	K 50	53172	484	Stop tail	K 31
A53056	MT211	Tail and number plate	K 50	53173	464	Stop tail	K 31
53057	ST54	Stop tail	K 30	53174	464	Stop tail	K 31
53060	ST51	Stop tail and number plate	K 23	53174	464	Stop tail and flasher	K 40
A53060	ST51	Stop tail and number plate	K 23	53175	464	Stop tail and reverse	K 49
53061	288-3	Number plate box	K 9	53176	464	Stop tail and flasher	K 40
53062	ST38C	Stop tail and number plate	K 23	53177	464	Stop tail and reverse	K 49
53063	ST38C	Stop tail and number plate	K 24	53178	488	Stop tail	K 31
53064	288-3	Number plate box	K 9	53178	488	Stop tail and flasher	K 40
53066	ST38C	Stop tail and number plate	K 24	A53178	488	Stop tail	K 31
53067	ST38C	Stop tail and number plate	K 24	53179	464	Stop tail, reverse and boot	K 49
53068	ST38C	Stop tail and number plate	K 24	53180	464	Stop tail	K 31
53071	ST38D	Stop tail and number plate	K 24	53182	477-1	Stop tail and number plate	K 25
A53071	ST38D	Stop tail and number plate	K 24	53183	464	Stop tail and flasher	K 40
53072	ST51-1	Stop tail and number plate	K 24	53184	464	Stop tail and reverse	K 49
53074	288-3	Number plate box	K 9	53186	472	Number plate	K 12
53075	288-3	Number plate box	K 9	53189	472	Number plate	K 11
53076	DC43	Stop tail and number plate	K 24	53192	461	Stop tail	K 31
53077	ST52D	Stop tail and number plate	K 24	53193	461	Stop tail	K 31
53079	ST51-1	Stop tail and number plate	K 24	53194	461	Stop tail	K 32
53080	288-3	Number plate box	K 9	53196	464	Stop tail	K 32
53081	ST51	Stop tail and number plate	K 24	53197	471	Stop tail	K 32
53082	461	Stop tail	K 30	53198	464	Stop tail and reverse	K 49
53083	288-3	Number plate box	K 9	53199	464	Stop tail and flasher	K 40
53089	288-3	Number plate box	K 9	53200	471	Stop tail	K 32
53091	461	Stop tail	K 30	53201	464	Stop tail and reverse	K 49
53092	464	Stop tail and reverse	K 48	53202	464	Stop tail and reverse	K 49
53093	467-2	Number plate	K 11	53203	464	Stop tail and reverse	K 49
A53093	467-2	Number plate	K 11	53204	471	Stop tail	K 32
53094	464	Stop tail and reverse	K 48	53207	464	Stop	K 20
53095	464	Stop tail and reverse	K 48	53209	494	Reverse	K 18
53097	469	Number plate and reverse	K 15	53210	488	Reverse	K 18
53098	464	Stop tail, reverse and boot	K 48	53211	488	Stop tail	K 32
53099	472	Stop tail	K 30	53215	512	Number plate and reverse	K 15




REAR LAMPS

INDEX—continued

Part No.	Model	Description	Page No.	Part No.	Model	Description	Page No.
53218	515	Stop tail	K32	53397	488	Tail	K52
53220	471	Stop tail	K32	53398	525	Stop tail and number plate ..	K26
53221	464	Stop tail and reverse	K49	53405	518-2	Stop tail	K34
53223	472	Reverse	K18	53407	570	Stop tail and flasher	K40
53224	472	Number plate	K12	53410	571	Stop tail and flasher	K40
53226	464	Stop tail	K32	53411	559	Flasher (rear)	K6
53227	464	Stop tail and flasher	K40	53412	464	Reverse	K19
53238	527	Number plate and reverse	K15	53414	469	Number plate and reverse	K16
53241	T38	Tail and number plate	K51	53417	AT202	Tail and number plate	K51
53243	528	Number plate and reverse	K15	53426	525	Stop tail and number plate	K26
53244	525	Stop tail and number plate	K25	53432	564	Stop tail and number plate	K21
53250	488	Tail	K52	53434	469	Number plate and reverse	K16
53255	512	Number plate and reverse	K15	53436	AT202	Tail and number plate	K51
53256	529	Tail and number plate	K51	53437	AT202	Stop	K20
53258	469	Number plate and reverse	K15	53439	ST38E	Stop tail and number plate	K26
53266	524	Number plate	K12	53440	ST38E	Stop tail and number plate	K26
53269	525	Stop tail and number plate	K25	53443	ST38E	Stop tail and number plate	K26
53271	531	Stop tail and reverse	K49	53443	ST38E	Tail and number plate	K51
53275	469	Number plate and reverse	K16	53444	572	Stop tail	K34
53276	465	Number plate	K12	53444	572	Stop tail and flasher	K40
53277	465	Number plate	K12	53452	574	Number plate and reverse	K16
53278	532	Number plate	K12	53453	512	Number plate and reverse	K16
53280	523	Stop tail and flasher	K41	53454	564	Stop tail and number plate	K21
53288	471	Stop tail	K32	53457	568	Flasher (rear)	K6
53290	531-1	Stop tail and reverse	K49	53459	DC43	Stop tail and number plate	K27
53291	537	Number plate	K13	53460	538RR	Stop tail	K34
53294	461	Flasher (rear)	K5	53462	469	Number plate and reverse	K16
53295	533	Stop tail and number plate	K25	53464	548	Stop tail and reverse	K49
53297	469	Number plate and reverse	K16	53464	548	Stop tail and flasher	K41
53298	538	Stop tail and flasher	K41	53465	572	Stop tail and flasher	K41
53304	533	Stop tail and number plate	K25	53479	558	Stop tail and flasher	K41
53305	542	Stop tail	K32	53481	528	Number plate and reverse	K16
53306	461-1	Stop tail and flasher	K41	53489	583	Stop tail and flasher	K41
53307	461	Reverse	K19	53494	556	Flasher (rear)	K6
53308	543	Number plate	K13	53495	553	Stop tail and flasher	K41
53310	546	Stop tail	K33	53501	539	Reverse	K19
53311	546	Stop tail	K33	53502	524	Number plate	K13
53312	546	Stop tail and flasher	K41	53503	538	Flasher (rear)	K7
53313	546	Stop tail and flasher	K41	53504	488	Flasher (rear)	K7
53314	547	Number plate	K13	53513	582	Tail and number plate	K51
53315	488	Stop	K20	53515	461-1	Reverse	K19
53315	488	Flasher (rear)	K5	53516	553	Stop tail and number plate	K41
53315	488	Tail	K52	53518	534	Number plate	K12
53317	469	Number plate and reverse	K16	53520	581	Stop tail	K34
53318	471	Stop tail	K33	53522	553	Stop tail and flasher	K41
53320	467-2	Number plate	K13	53523	469	Number plate and reverse	K16
53322	548	Stop tail and reverse	K49	53527	548	Stop tail and flasher	K41
53330	549	Stop tail and flasher	K41	53533	538	Tail	K52
53330	549	Stop tail	K33	53534	533	Stop tail and number plate	K27
53332	551	Stop tail	K33	53539	572	Stop tail and flasher	K41
53333	539	Flasher (rear)	K5	53540	572	Stop tail and flasher	K41
53339	553	Stop tail and flasher	K41	53541	523	Stop tail and flasher	K41
53340	549	Stop tail and flasher	K41	53546	574	Number plate and reverse	K17
53341	549	Stop tail and flasher	K41	53547	587	Stop tail and flasher	K41, K42
53343	554	Number plate	K13	53551	469	Number plate and reverse	K17
53346	554	Number plate	K13	53553	589	Stop tail and flasher	K42
53348	534	Number plate	K13	53554	589	Stop tail and flasher	K42
53350	549	Stop tail and flasher	K41	53556	512	Number plate and reverse	K17
53350	549	Stop tail	K33	53557	512	Number plate and reverse	K17
53351	549	Stop tail and flasher	K40	53558	574	Number plate and reverse	K17
53351	549	Stop tail	K33	53564	594	Stop tail	K34
53356	558	Stop tail and flasher	K40	53564	594	Stop tail and flasher	K42
53358	556	Flasher (rear)	K6	53565	593	Stop tail and flasher	K42
53359	488	Flasher (rear)	K6	53566	551	Stop tail	K34
53362	559	Flasher (rear)	K6	53573	469	Number plate and reverse	K17
53367	556	Flasher (rear)	K6	53574	518-2	Stop tail and number plate	K27
53368	556	Flasher (rear)	K6	53576	549	Stop tail	K34
53372	538	Stop tail	K33	53576	549	Stop tail and flasher	K42
53372	538	Stop tail and flasher	K40	53577	549	Stop tail	K34
53374	467-2	Number plate	K13	53577	549	Stop tail and flasher	K42
53376	465	Number plate and reverse	K16	53578	ST38	Stop tail and number plate	K27
53377	551	Stop tail	K33	53579	593	Stop tail and flasher	K42
53377	551	Stop tail and flasher	K40	53580	288	Number plate box	K9
53378	539	Reverse	K19	53582	288	Number plate box	K9
53381	549	Stop tail and flasher	K40	53583	288	Number plate box	K9
53382	549	Stop tail and flasher	K40	53584	288	Number plate box	K9
53384	551	Stop tail	K34	53585	285	Number plate box	K9
53388	467-2	Number plate	K13	53586	596	Stop tail and flasher	K43
53389	ST51	Stop tail and number plate	K25	53587	596	Stop tail and flasher	K43
53390	ST51	Stop tail and number plate	K25	53588	597	Stop tail and flasher	K47
53392	ST51	Stop tail and number plate	K26	53589	597	Stop tail	K34, K35
53393	518-2	Stop tail and number plate	K26	53590	597	Stop tail and flasher	K47
53394	564	Stop tail and number plate	K21	53591	597	Stop tail and flasher	K47
53395	469	Stop tail and number plate	K26				

REAR LAMPS




INDEX—continued

Part No.	Model	Description	Page No.	Part No.	Model	Description	Page No.
53592	597	Stop tail	K35	53756	627	Stop tail and flasher	K45
53593	597	Stop tail and flasher	K47	53757	627	Stop tail and flasher	K45
53594	ST54	Stop tail	K35	53758	627	Stop tail and flasher	K45
53595	599	Number plate	K12	53759	627	Stop tail and flasher	K45
53596	600	Stop tail and flasher	K43	53760	627	Stop tail and flasher	K45
53599	601	Stop tail	K35	53761	582	Tail and number plate	K51
53600	594	Flasher (rear)	K7	53762	631	Stop tail and flasher	K45
53600	594	Stop	K20	53763	534	Number plate	K12
53602	554	Number plate	K12	53764	607	Flasher (rear)	K7
53603	528	Number plate and reverse	K17	53765	607	Flasher (rear)	K7
53604	528	Number plate and reverse	K17	53766	467	Number plate	K13
53606	469	Number plate and reverse	K17	53769	631	Stop tail and flasher	K45
53607	604	Flasher (rear)	K7	53770	635	Stop tail and flasher	K45
53608	518-2	Stop tail	K35	53771	635	Stop tail and flasher	K45
53610	488	Flasher (rear)	K7	53772	636	Stop tail and flasher	K44
53614	582	Tail and number plate	K51	53773	637	Flasher (rear)	K7
53615	582	Tail and number plate	K51	53774	640	Stop tail and flasher	K44
53616	553	Stop tail and flasher	K51	53775	640	Stop tail and flasher	K44
53624	538	Stop tail and flasher	K43	53776	641	Stop tail and flasher	K44
53624	538	Stop tail	K35	53777	641	Stop tail and flasher	K44
53625	538	Tail	K52	53778	559	Flasher (rear)	K7
53626	539	Flasher (rear)	K7	53779	642	Stop tail and flasher	K44
53628	538	Flasher (rear)	K7	53783	581	Stop tail	K36
53629	ST38E	Stop tail and number plate	K27	53786	643	Number plate	K13
53630	532	Number plate	K12	53787	644	Reverse	K19
53633	534	Number plate	K12	53789	645	Reverse	K19
53634	558	Stop tail and flasher	K43	53790	635	Stop tail and flasher	K44
53637	568	Flasher (rear)	K7	53791	635	Stop tail and flasher	K44
53639	570	Stop tail and flasher	K43	53792	646	Stop tail and flasher	K45
53640	572	Stop tail and flasher	K43	53793	646	Stop tail and flasher	K45
53642	606	Stop tail	K35	53794	646	Stop tail and flasher	K45
53643	587	Stop tail and flasher	K43	53795	646	Stop tail and flasher	K45
53644	607	Flasher (rear)	K7	53797	647	Stop tail and flasher	K45
53645	607	Flasher (rear)	K7	53798	647	Stop tail and flasher	K45
53648	572	Stop tail and flasher	K43	53799	647	Stop tail and flasher	K45
53650	467-2	Number plate	K12	53800	647	Stop tail and flasher	K45
53660	558	Stop tail and flasher	K42	53801	642	Stop tail and flasher	K45
53663	596	Stop tail and flasher	K42	53806	637	Flasher (rear)	K7
53664	596	Stop tail and flasher	K42	53807	559	Flasher (rear)	K7
53665	596	Stop tail and flasher	K42	53808	617	Flasher (rear)	K7
53666	596	Stop tail and flasher	K42	53809	617	Flasher (rear)	K7
53669	597	Stop tail and flasher	K47	53814	649	Number plate	K13
53670	597	Stop tail	K35	53815	620	Stop tail and flasher	K45
53671	597	Stop tail and flasher	K47	53816	636	Stop tail and flasher	K45
53677	538	Flasher (rear)	K7	53818	538	Stop tail	K36
53678	538	Tail	K52	53819	551	Stop tail	K36
53679	551	Tail	K52	53822	534	Number plate	K13
53685	572	Stop tail and flasher	K42	53823	654	Stop tail and flasher	K46
53686	539	Stop	K20	53824	654	Stop tail and flasher	K46
53686	539	Flasher (rear)	K6	53826	532	Number plate	K13
53688	538	Flasher (rear)	K6	53833	657	Stop tail and flasher	K46
53689	548	Stop tail and flasher	K42	53836	467	Number plate	K13
53693	601	Stop tail	K36	53837	467	Number plate	K13
53694	600	Stop tail and flasher	K42	53838	549	Stop tail	K36
53695	572	Stop tail and flasher	K43	53838	549	Stop tail and flasher	K46
53699	VP64	Stop tail and number plate	K21	53839	549	Stop tail	K36
53702	606	Stop tail	K36	53839	549	Stop tail and flasher	K46
53703	616	Stop tail and flasher	K43	53840	538	Stop tail	K36
53704	616	Stop tail and flasher	K43	53841	539	Flasher (rear)	K7
53705	534	Number plate	K12	53842	539	Flasher (rear)	K7
53706	617	Flasher (rear)	K6	53846	657	Stop tail and flasher	K46
53707	617	Flasher (rear)	K6	53861	539	Flasher (rear)	K7
53710	570	Stop tail and flasher	K43	53875	551	Stop tail	K36
53711	620	Stop tail and flasher	K43	53876	467-2	Number plate	K13
53712	621	Stop tail and flasher	K43	53902	594	Tail	K52
53713	621	Stop tail and flasher	K43	53905	469	Number plate	K13
53715	572	Stop tail and flasher	K43	53906	488	Stop tail	K36
53717	607	Flasher (rear)	K6	052671	494	Reverse	K19
53718	607	Flasher (rear)	K6	052672	494	Reverse	K19
53719	623	Number plate and reverse	K17	052707	511	Reverse	K19
53721	539	Flasher (rear)	K6	052708	511	Reverse	K19
53726	627	Stop tail and flasher	K43	052993	548	Reverse lamp kit	K19
53727	627	Stop tail and flasher	K43	058619	539/551	Stop tail and flasher	K46
53728	627	Stop tail and flasher	K43	058647	538/551	Stop tail and flasher	K46
53729	627	Stop tail and flasher	K44	058720	494	Reverse	K19
53738	627	Stop tail and flasher	K44	058721	494	Reverse	K19
53739	627	Stop tail and flasher	K44	058722	511	Reverse	K19
53744	617	Flasher (rear)	K6	058723	511	Reverse	K19
53750	629	Stop tail and flasher	K44	523595	ST38C	Stop tail and number plate	K27
53751	629	Stop tail and flasher	K44	524752	ST51	Stop tail and number plate	K27
53752	572	Stop tail and flasher	K44	524753	ST51	Stop tail and number plate	K27
53753	572	Stop tail and flasher	K44	525123	ST50C	Stop tail and number plate	K27
53754	572	Stop tail and flasher	K44	525133	TR50C	Reverse, tail and number plate	K20
53755	627	Stop tail and flasher	K45	575923	574	Number plate and reverse	K17




FLASHER LAMPS, Rear



For detailed spare parts, see pages K5-K7

FLASHER LAMPS, Rear



DETAILED SPARE PARTS

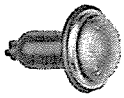
Part No.	†52272D	†52282A/B	52287A/D	52288A/D	52314A/B	52315A/B	52329B/D	52330B/D	52337A/B
Model	538	539	539	539	585	585	539	539	594
Finish	C.P.R.	C.P.R.	C.P.R.	C.P.R.	—	—	C.P.R.	C.P.R.	C.P.R.
Replaced by (see footnote)	(53626)	(53626)	—	—	—	—	—	—	—
§Rim or door	‡574267	‡574267	‡576626	‡576626	—	—	‡54571256	‡54571256	572734
§Lens or glass	574256	574256	574256	574256	535343	535343	54570779	54570779	576108
§Screw or nut, lens or rim fixing	—	—	—	—	573676	573676	—	—	—
Washer, screw retaining	—	—	—	—	161385	161385	—	—	—
§Ring, sliding	574255	574255	574255	574255	—	—	574255	574255	—
§Gasket, lens seating	575640	575640	575640	575640	54571601	54571601	575640	575640	—
§Body, rubber	—	—	—	—	—	—	—	—	576105
Body or backplate	574234	574234	—	—	—	—	—	—	576986
§Interior, bulb holder	573832	573832	573832	573832	573832	573832	573832	573832	552103
§Bulb	382	382	382	382	382	339	382	382	382
§Sleeve, terminal	—	—	—	—	555910	555910	—	—	555910
§Grommet, cable entry	—	—	—	—	—	—	—	—	—
§Gasket, body or lamp seating	574231	574231	574231	574231	—	—	574231	574231	—
Motif, nose	—	—	—	—	—	—	—	—	—
Motif, top	—	—	—	—	—	—	—	—	—
§Screw, top motif fixing	—	—	—	—	—	—	—	—	—
§Screw, lens clip fixing	—	—	—	—	—	—	—	—	—
Clip, lens	—	—	—	—	—	—	—	—	—
Stud, lamp fixing	—	—	—	—	—	—	—	—	—
Washer, locking	—	—	—	—	—	—	—	—	—
Screw, grub, terminal	—	—	—	—	—	—	—	—	—
Plate, baffle	—	—	—	—	—	—	—	—	—
Shell, bulb holder	—	—	—	—	—	—	—	—	—
Ring, adaptor shell fixing	—	—	—	—	—	—	—	—	—
Base	—	—	—	—	—	—	—	—	—

Part No.	†52339A	52364A/B	52371A	52459A/B	52460A/B	†52462A	53294A	53315E/F	†53333A/H
Model	538	594	539	539	539	539	461	488	539
Finish	C.P.R.	C.P.R.	C.P.R.	—	—	C.P.R.	C.P.R.	C.P.R.	C.P.R.
Replaced by (see footnote)	(53626)	—	—	—	—	(53626)	—	—	(53628)
§Rim or door	‡574267	572734	‡575644	—	—	‡574267	‡572807	572734	‡54571255
§Lens or glass	574256	576108	574256	574256	54570779	574256	—	54570664	54570779
§Screw or nut, lens or rim fixing	—	—	—	—	—	—	116141	—	—
Washer, screw retaining	—	—	—	—	—	—	—	—	—
Washer, leatheroid or fibre	—	—	—	—	—	—	—	—	—
§Ring, sliding	574255	—	574255	574255	574255	574255	—	—	574255
§Gasket, lens seating	575640	—	575640	575640	575640	575640	—	—	575640
§Body, rubber	—	576105	—	—	—	—	—	575003	—
Body or backplate	574234	576986	574234	574234	574234	574234	—	573285	574234
§Interior, bulb holder	573832	552103	573832	573832	573832	573832	552103	552103	573832
§Bulb	382	317	382	382	382	382	382	221	382
§Sleeve, terminal	—	555910	—	—	—	—	188818	555910	—
§Grommet, cable entry	—	—	576401	—	—	—	—	—	573825
§Gasket, body or lamp seating	574231	—	574231	574231	574231	574231	571758	—	574231
Motif, nose	—	—	—	—	—	—	—	—	—
Motif, top	—	—	—	—	—	—	—	—	—
§Screw, top motif fixing	—	—	—	—	—	—	—	—	—
§Screw, lens clip fixing	—	—	—	—	—	—	—	—	—
Clip, lens	—	—	—	—	—	—	—	—	—
Stud, lamp fixing	—	—	—	—	—	—	—	—	—
Washer, locking	—	—	—	—	—	—	—	—	—
Screw, grub, terminal	—	—	—	—	—	—	—	—	—
Shell, bulb holder	—	—	—	—	—	—	571739	—	—
Ring, adaptor shell fixing	—	—	—	—	—	—	571738	—	—
Base	—	—	—	—	—	—	—	—	—

For illustrations, see page K4

Note. For replacement lamp spare parts, see appropriate column under part number † When ordering, quote part number shown in brackets
 ‡ With lens § Recommended spares for stock C.P.R. . . . Chromium plated rim

continued



FLASHER LAMPS, Rear

DETAILED SPARE PARTS

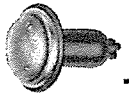
Part No.	53358D	53359A/E	53362A/B	53367D	53368D	53411A/B	53457A/D	53494B
Model	556	488	559	556	556	559	568	556
Finish	—	C.P.R.	—	—	—	—	—	—
Replaced by (see footnote)	—	—	—	—	—	—	—	—
(1) §Rim or door	—	572734	—	—	—	—	—	—
(2) §Lens or glass	575026	573266	535138	575026	575026	535138	535242	575026
(3) §Screw or nut, lens or rim fixing	572072	—	145781	572072	572072	145781	106351	572072
(4) Washer, screw retaining	161385	—	161775	161385	161385	161775	161385	161385
(5) Washer, leatheroid or fibre	161727	—	—	161727	161727	—	161727	161727
(6) §Ring, sliding	—	—	—	—	—	—	—	—
(7) §Gasket, lens seating	574786	—	535131	574786	574786	535131	535236	574786
(8) §Body, rubber	574788	575003	—	574788	574788	—	—	574788
(9) Body or backplate	574796	573285	—	575024	575024	—	535241	575024
(10) §Interior, bulb holder	552103	552103	—	552101	552101	—	—	552101
(11) §Bulb	382	382	382	335	333	382	335	338
(12) §Sleeve, terminal	555910	555910	188818	555910	555910	188818	—	555910
(13) §Grommet, cable entry	—	—	—	—	—	—	—	—
(14) §Gasket, body or lamp seating	—	—	535126	—	—	535137	535235	—
(15) Motif, nose	—	—	—	—	—	—	—	—
(16) Motif, top	—	—	—	—	—	—	—	—
(17) §Screw, top motif fixing	—	—	—	—	—	—	—	—
(18) §Screw, lens clip and top motif fixing	—	—	—	—	—	—	—	—
(19) Clip, lens	‡169706	—	—	‡169706	‡169706	—	—	‡169706
(20) Stud, lamp fixing	—	—	—	—	—	—	—	—
(21) Washer, locking	—	—	—	—	—	—	—	—
(22) Screw, grub, terminal	—	—	—	—	—	—	120560	—
(23) Plate, baffle	—	—	—	—	—	—	—	—
(24) Shell, bulb holder	—	—	—	—	—	—	—	—
(25) Base	—	—	535134	—	—	535134	—	—

Part No.	53686A/E	53688A/D	53706A	53707A	53717A/E	53718A/E	†53721A/B	53744A/B
Model	539	604	617	617	607	607	539	617
Finish	C.P.R.	—	—	—	—	—	C.P.R.	Chromium base
Replaced by (see footnote)	—	—	—	—	—	—	(53626)	—
(1) §Rim or door	‡54571256	—	—	—	—	—	‡574267	—
(2) §Lens or glass	54570779	577070	535830	535830	54570156	54570157	574256	535830
(3) §Screw or nut, lens or rim fixing	—	106343	575219	575219	—	—	—	575219
(4) Washer, screw retaining	—	—	—	—	—	—	—	—
(5) Washer, leatheroid or fibre	—	—	—	—	—	—	—	—
(6) §Ring, sliding	574255	—	—	—	—	—	574255	—
(7) §Gasket, lens seating	575640	—	535827	535827	577546	577548	574225	535827
(8) §Body, rubber	—	—	—	—	—	—	—	—
(9) Body or backplate	574234	—	535824	535824	—	—	576357	—
(10) §Interior, bulb holder	573832	573832	—	—	573832	573832	573832	—
(11) §Bulb	382	382	335	335	382	382	382	335
(12) §Sleeve, terminal	—	—	—	—	555910	555910	—	—
(13) §Grommet, cable entry	573825	576401	—	—	54570647	54570647	573825	—
(14) §Gasket, body or lamp seating	574231	577065	535831	535832	577552	577557	574231	54571576
(15) Motif, nose	—	—	—	—	—	—	—	—
(16) Motif, top	—	—	—	—	54570141	54570142	—	—
(17) §Screw, top motif fixing	—	—	—	—	54100151	54100151	—	—
(18) §Screw, lens clip and top motif fixing	—	—	—	—	113061	113061	—	—
(19) Clip, lens	—	—	—	—	54570155	54570155	—	—
(20) Stud, lamp fixing	—	—	—	—	577549	577549	—	—
(21) Washer, locking	—	—	—	—	188330	188330	—	—
(22) Screw, grub, terminal	—	—	120560	120560	—	—	—	120560
(23) Plate, baffle	—	—	535829	535829	—	—	—	535829
(24) Shell, bulb holder	—	—	—	—	—	—	—	—
(25) Base	—	—	—	—	—	—	—	535824

For illustrations, see page K4

Note. For replacement lamp spare parts, see appropriate column under part number † When ordering, quote part number shown in brackets ‡ With lens
 § Recommended spares for stock ¶ Nut, lens fixing screw C.P.R. . . Chromium plated rim

FLASHER LAMPS, Rear



DETAILED SPARE PARTS

‡53503D/E	53504A/B	53600A/E	53607A/F	53610A/B	53626A	53628A	53637A	†53644A/D	†53645A/D	53677A	
538	488	594	604	488	539	538	568	607	607	538	
C.P.R.	C.P.R.	C.P.R.	—	C.P.R.	C.P.R.	C.P.R.	—	—	—	—	
(53626)	—	—	—	—	—	—	—	(53717)	(53718)	—	
‡574267	572734	572734	—	572734	‡574267	‡574250	—	—	—	—	(1)
574256	573266	54571112	577066	573266	574256	574226	535242	54570161	54570162	574226	(2)
—	—	—	106343	—	—	—	106351	—	—	—	(3)
—	—	—	—	—	—	—	161385	—	—	—	(4)
—	—	—	—	—	—	—	161727	—	—	—	(5)
574255	—	—	—	—	574255	574255	—	—	—	574255	(6)
575640	—	—	—	—	575640	575640	535236	577546	577548	575640	(7)
—	575003	576105	—	575003	—	—	—	—	—	—	(8)
576357	576099	576986	—	573251	576357	574234	535241	—	—	574234	(9)
573832	573832	552103	573832	552101	573832	573832	—	573832	573832	573832	(10)
382	382	382	382	335	382	382	—	382	382	382	(11)
—	555910	555910	—	555910	—	—	—	555910	555910	—	(12)
573825	—	—	576401	—	576401	576401	—	—	—	—	(13)
574231	—	—	577065	—	—	574231	535235	577552	577557	574231	(14)
—	—	—	—	—	—	—	—	577542	577542	—	(15)
—	—	—	—	—	—	—	—	577541	577545	—	(16)
—	—	—	—	—	—	—	—	186134	186134	—	(17)
—	—	—	—	—	—	—	—	—	—	—	(18)
—	—	—	—	—	—	—	—	113061	113061	—	(19)
—	—	—	—	—	—	—	—	577540	577540	—	(20)
—	—	—	—	—	—	—	—	577549	577549	—	(21)
—	—	—	—	—	—	—	—	188330	188330	—	(22)
—	—	—	—	—	—	—	120560	—	—	—	(23)
—	—	—	—	—	—	—	—	—	—	—	(24)
—	—	—	—	—	—	—	—	—	—	—	(25)

53764A/E	53765A/E	53773A	53778A	53806A/D	53807A	53808A	53809A	53841A	53842A	53861A	
607A	607A	637	559	637	559	617	617	539	539	539	
—	—	—	—	—	—	—	—	C.P.R.	C.P.R.	C.P.R.	
—	—	—	—	—	—	—	—	(53626)	—	—	
—	—	—	—	—	—	—	—	‡574267	‡54571256	‡54571256	(1)
54570358	54570359	54570563	535138	54570563	535138	535830	535830	574256	54570779	54570779	(2)
—	—	576396	145781	576396	145781	575219	575219	—	—	—	(3)
—	—	161385	161775	161385	161775	—	—	—	—	—	(4)
—	—	161732	—	161732	—	—	—	—	—	—	(5)
—	—	—	—	—	—	—	—	574255	574255	574255	(6)
577546	577548	—	535131	—	535131	535827	535827	575640	575640	575640	(7)
—	—	—	—	—	—	—	—	—	—	—	(8)
—	—	54570189	—	54570579	—	535824	535824	576357	576357	574234	(9)
573832	573832	552103	—	573832	—	—	—	573832	573832	573832	(10)
382	382	382	382	382	382	319	319	382	382	382	(11)
555910	555910	555910	188818	555910	188818	—	—	—	—	—	(12)
54570647	54570647	—	—	576401	—	—	—	—	—	—	(13)
577552	577557	576390	54570365	576390	54570731	535831	535832	574231	574231	574231	(14)
—	—	—	—	—	—	—	—	—	—	—	(15)
54570141	54570142	—	—	—	—	—	—	—	—	—	(16)
54100151	54100151	—	—	—	—	—	—	—	—	—	(17)
—	—	—	—	—	—	—	—	—	—	—	(18)
113061	113061	—	—	—	—	—	—	—	—	—	(19)
54570155	54570155	‡169706	—	‡169706	—	—	—	—	—	—	(20)
577549	577549	—	—	—	—	—	—	—	—	—	(21)
188330	188330	—	—	—	—	—	—	—	—	—	(22)
—	—	—	—	—	—	120560	120560	—	—	—	(23)
—	—	—	—	—	—	535829	535829	—	—	—	(24)
—	—	—	—	—	—	—	—	—	—	—	(25)

For illustrations, see page K4

† When ordering, quote part number shown in brackets

‡ With lens

‡ Nut, lens fixing screw

C.P.R. ... Chromium plated rim



NUMBER PLATE LAMPS, Box Type

Screw
572289





Plate lens
seating
572275


Window 572278

MODEL 296

Cover 572290



572281



Bead 525417 (288 Window Seating)
572276 (296 Window Seating)
572277 (296 Box Seating)




Hinge Wire
523325

Bead & Plate 524473

Cover 523497 (288 Type)
525428 (285 Type)

Rim
523333



Screw
523316
Bush
523318

Lens
523308

MODEL 288-3

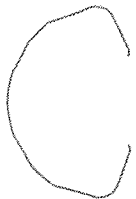
Window 521654

Lens
523307
571717


285 (Less Body)



571707




523323



523499
524451
524452



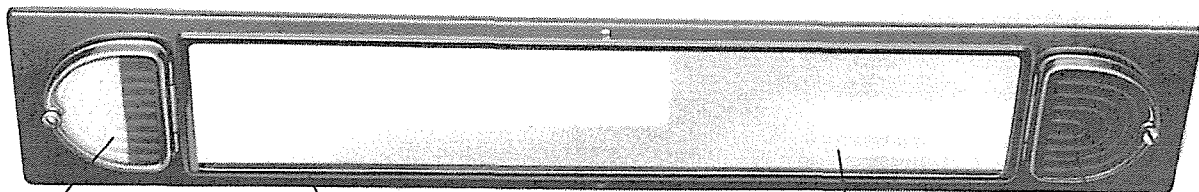
523324



571713



571706



Lens 523308

Cover
571685

Window
521654

Lens
523307
571717

For detailed spare parts, see page K9

NUMBER PLATE LAMPS, Box Type

DETAILED SPARE PARTS

Part No.	†53034A	†53045B	†53051A	†53061A	†53064A	†53074B	†53075B	53080A	†53083A
Model	288-3	288-3	285	288-3	288-3	288-3	288-3	288-3	288-3
Finish	Black, C.P.R.	Black, C.P.R.	Black, C.P.R.	Primer, C.P.R.	Black, C.P.R.	Black, C.P.R.	Black, C.P.R.	Black, C.P.R.	Black, C.P.R.
Replaced by (see footnote)	(53580)	(53580)	(53585)	(53580)	(53580)	(53582)	(53583)	—	(53580)
§Rim or door	523333	523333	523333	523333	523333	523333	523333	523333	523333
Wire, hinge	523325	523325	523325	523325	523325	523325	523325	523325	523325
Washer, langite	523324	523324	523324	523324	523324	523324	523324	523324	523324
§Wires, lens fixing	523323	523323	523323	523323	523323	523323	523323	523323	523323
§Screw, fixing	523316	523316	523316	523316	523316	523316	523316	523316	523316
Bush	523318	523318	523318	523318	523318	523318	523318	523318	523318
§Lens, stop tail	523307	¶523307	523307	¶523307	523307	523307	523307	—	523307
§Lens, reverse tail	523308	—	523308	—	523308	523308	523308	¶523308	523308
§Cover	523497	523497	525428	523497	523497	571685	523497	523497	523497
Nut, lens retaining plate	165033	165033	165033	165033	165033	165033	165033	165033	165033
Plate, with bead	524473	524473	524473	524473	524473	524473	524473	524473	524473
§Bead or channel	525417	525417	525417	525417	525417	525417	525417	525417	525417
§Strip, rubber	571707	571707	—	571707	571707	571707	571707	571707	571707
§End piece, rubber	571706	571706	—	571706	571706	571706	571706	571706	571706
Screw, cover fixing	113531	113531	—	113531	113531	113531	113531	113531	113531
Screw, cover fixing	126544	126544	—	126544	126544	126544	126544	126544	126544
Washer, screw retaining	161385	161385	—	161385	161385	161385	161385	161385	161385
Washer, front rim	571713	571713	571713	571713	571713	571713	571713	571713	571713
§Window, rolled sheet	521654	521654	521654	521654	521654	521654	521654	521654	521654
Partition, stop tail	524451	524451	—	524451	524451	524451	524451	524451	524451
Partition, stop tail	—	523499	—	523499	—	—	—	—	—
§Sleeve, earth terminal	188818	188818	188818	188818	188818	188818	188818	188818	188818
Partition, tail and reverse	524452	—	—	—	524452	524452	524452	524452	524452
§Bulb	207	‡207	207	¶207	207	207	207	¶207	207
§Bulb, reverse	No. 1	—	No. 1	¶No. 1	No. 1	No. 1	No. 1	¶No. 1	No. 1
Gasket, box seating	—	—	—	—	—	—	—	—	—
Gasket, window seating	—	—	—	—	—	—	—	—	—
§Interior, bulb holder	—	—	—	—	—	—	—	—	—

Part No.	53089A	53100A	†53111A	53114A	53580A	53582A	53583A	53584A	53585A
Model	288-3	296	288-3	288-3	288-3	288-3	288-3	288-3	285
Finish	Black, C.P.R.	Black	Black, C.P.R.	Black, C.P.R.	Black, C.P.R.	Black, C.P.R.	Black, C.P.R.	Black, C.P.R.	C.P.R.
Replaced by (see footnote)	—	—	(53584)	—	—	—	—	—	—
§Rim or door	523333	—	523333	523333	523333	523333	523333	523333	523333
Wire, hinge	523325	—	523325	523325	523325	523325	523325	523325	523325
Washer, langite	523324	—	523324	523324	523324	523324	523324	523324	523324
§Wires, lens fixing	523323	—	523323	523323	523323	523323	523323	523323	523323
§Screw, fixing	523316	523316	523316	523316	523316	523316	523316	523316	523316
Bush	523318	—	523318	523318	—	—	—	—	—
§Lens, stop tail	523307	—	523307	—	571717	571717	571717	571717	571717
§Lens, reverse tail	523308	—	523308	¶523308	—	—	—	—	—
§Cover	523497	572290	523497	523497	523497	571685	523497	523497	525428
Nut, lens retaining plate	165033	—	165033	165033	165033	165033	165033	165033	165033
Plate, with bead	524473	—	524473	524473	524473	524473	524473	524473	535421
§Bead or channel	525417	572281	525417	525417	525417	525417	525417	525417	525417
§Strip, rubber	571707	¶572275	571707	571707	571707	571707	571707	571707	—
§End piece, rubber	571706	—	571706	571706	571706	571706	571706	571706	—
Screw, cover fixing	113531	572289	113531	113531	113531	113531	113531	113531	—
Screw, cover fixing	126544	—	126544	126544	—	—	—	—	—
Washer, screw retaining	161385	161385	161385	161385	161385	161385	161385	161385	161385
Washer, front rim	571713	—	571713	571713	571713	571713	571713	571713	571713
§Window, rolled sheet	521654	572278	521654	521654	521654	521654	521654	521654	521654
Partition, stop tail	524451	—	524451	524451	—	—	—	—	—
Partition, stop tail	—	—	—	—	—	—	—	—	—
§Sleeve, earth terminal	188818	188818	188818	188818	555910	555910	555910	555910	188818
Partition, tail and reverse	524452	—	524452	524452	—	—	—	—	—
§Bulb	207	222	207	¶207	¶380	¶380	¶380	¶380	§¶382
§Bulb, reverse	No. 1	—	No. 1	¶No. 1	—	—	—	—	**¶207
Gasket, box seating	—	572277	—	—	††175156	—	††175060	††175156	††169253
Gasket, window seating	—	572276	—	—	††185067	—	††185026	††185067	††188351
§Interior, bulb holder	—	553780	—	—	—	—	—	—	—

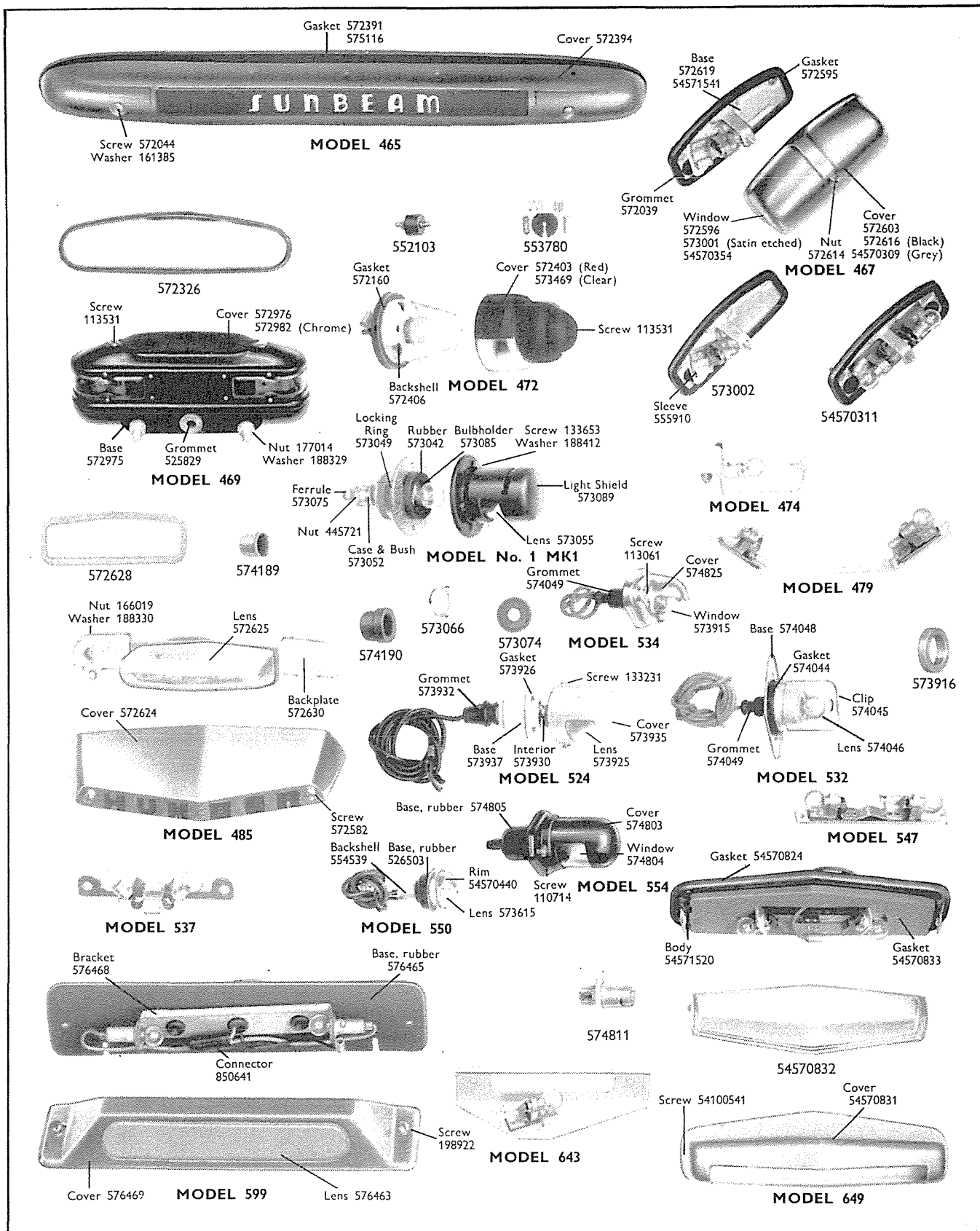
For illustrations, see page K8

Note. For replacement lamp spare parts, see appropriate column under part number † When ordering, quote part number shown in brackets ‡ 4 off
 § Recommended spares for stock ¶ Glass retaining ¶ 2 off § Stop tail ** Tail †† Nut, box fixing †† Washer, fixing nut



NUMBER PLATE LAMPS

(including Number Plate and Boot Lamps)



For detailed spare parts, see pages K11-K13

NUMBER PLATE LAMPS

(including Number Plate and Boot Lamps)



DETAILED SPARE PARTS

Part No.	53189B
Model	No. 1
Finish	Mk. 1
Replaced by (see footnote)	Primer
Replaced by (see footnote)	—
§Shield assembly, light	573089
§Screw, light shield fixing	133653
Washer, fixing screw	188412
§Glass	573055
§Gasket, lens seating	573053
Nut, union, cable entry	445721
Ferrule, cable entry	573075
Ring assembly, locking	573049
Case and bush assembly	573052
§Mounting, rubber, rear	574190
Cup, adaptor	574189
Washer, rubber	573074
Bulb holder assembly	573085
§ Interior, bulb holder	552103
§Bulb, 26 volt	156
Ring, earthing, bulb holder	573066
§Mounting, rubber, earthing ring	573042

Part No.	52405B	†52463A	53093A/J	A53093A/J
Model	550	550	467-2	467-2
Finish	C.P.R.	C.P.R.	Chromium	Chromium
Replaced by (see footnote)	—	(52405)	—	—
§Rim or door	54570440	54570440	—	—
§Cover	—	—	572603	572603
§Screw, cover or lens fixing	—	—	—	—
Washer, screw retaining	—	—	—	—
Clip, spring, lens cover retaining	—	—	—	—
§Glass	573615	573615	—	—
§Window	—	—	572596	572596
§Gasket, lens or window seating	—	—	572595	572595
§Bulb holder	—	—	—	—
§Interior, bulb holder	553780	553780	—	—
Backshell or shell, bulb holder	554539	554539	—	—
§Bulb, number plate	989	989	222	988
Base	—	—	572619	572619
§Body or base, rubber	526503	526503	—	—
Screw, body fixing or nut	—	—	—	—
§Gasket, base seating or cover	—	—	—	—
§Sleeve, terminal	—	—	—	—
§Grommet, cable	—	—	572039	572039
Bung, rubber	—	—	—	—
Connector, cable	—	—	—	—
Nut, lamp fixing	—	—	—	—
Washer, lamp fixing	—	—	—	—
§Sundry parts, set	—	—	572588	572588

Part No.	53101E/J	†53104B	53107A	†53108A	53109A	†53110A	†53112B	53121A	53135A
Model	467-2	465	474	474	474	474	465	479	485
Finish	Black	Chromium	—	—	—	—	Chromium	—	Chromium
Replaced by (see footnote)	—	(53277)	(53109)	(53109)	—	(53109)	(53277)	—	—
§Rim or door	—	—	—	—	—	—	—	—	—
§Cover	572616	572394	—	—	—	—	572394	—	572624
§Screw, cover or lens fixing	—	572044	—	—	—	—	572044	—	572582
Washer, screw retaining	—	161385	—	—	—	—	161385	—	161385
§Lens	—	—	—	—	—	—	—	—	—
§Window	572596	—	—	—	—	—	—	—	572625
§Gasket, lens or window seating	572595	—	—	—	—	—	—	—	572628
§Bulb holder	—	—	—	—	—	—	—	—	—
§Interior, bulb holder	—	553780	553780	553780	553780	553780	553780	—	—
Backshell or shell, bulb holder	—	—	—	—	—	—	—	—	‡572630
§Bulb, number plate	222	222	989	989	989	989	222	989	222
Base	572619	—	—	—	—	—	—	—	—
§Body or base, rubber	—	—	—	—	—	—	—	—	—
Screw, body fixing or nut	—	—	—	—	—	—	—	—	—
§Gasket, base seating or cover	—	572391	—	—	—	—	572391	—	—
§Sleeve, terminal	—	—	188818	188818	188818	188818	—	188818	188818
§Grommet, cable	572039	—	—	—	—	—	—	—	572039
Bung, rubber	—	—	—	—	—	—	—	—	—
Connector, cable	—	—	—	—	—	—	—	—	—
Nut, lamp fixing	—	166019	—	—	—	—	166019	—	166019
Washer, lamp fixing	—	188330	—	—	—	—	188330	—	188330
§Sundry parts, set	572588	—	—	—	—	—	—	—	—

For illustrations, see page K10

Note. For replacement lamp spare parts, see appropriate column under part number † When ordering, quote part number shown in brackets
 ‡ Backplate § Recommended spares for stock || 2 off C.P.R. . . Chromium plated rim

continued

NUMBER PLATE LAMPS

(including Number Plate and Boot Lamps)



DETAILED SPARE PARTS

Part No.	53164D	53171B	†53186A	53224A	†53266E	†53276A	53277A	53278B
Model	467	469	472	472	524	465	465	532
Finish	Chromium	Black	—	—	Black	Chromium	Chromium	—
Replaced by (see footnote)	—	—	(53224)	—	(53502)	(53277)	—	—
(1) §Rim or door	—	—	—	—	—	—	—	—
(2) §Cover	572603	572976	—	—	573935	572394	572394	—
(3) §Screw, cover fixing	—	113531	113531	113531	133231	572044	572044	—
(4) Washer, screw retaining	161385	161385	161385	161385	—	161385	161385	—
(5) Clip, spring, lens cover	—	—	—	—	—	—	—	574045
(6) §Lens	—	—	572403	573469	573925	—	—	574046
(7) §Window	573001	—	—	—	—	—	—	—
(8) §Gasket, lens or window seating	572595	—	572160	572160	573926	—	—	574044
(9) §Bulb holder	—	—	—	—	—	—	—	—
(10) §Interior, bulb holder	—	—	552103	552103	573930	553780	553780	553780
(11) Backshell or shell, bulb holder	—	—	572406	572406	—	—	—	—
(12) §Bulb, number plate	989	‡222	207	207	207	‡222	‡222	989
(13) Base	—	572975	—	—	573937	—	—	574048
(14) §Body or base, rubber	—	—	—	—	—	—	—	—
(15) Screw, body fixing or nut	—	—	—	—	—	—	—	—
(16) §Gasket, base seating or cover	—	572326	—	—	—	575116	572391	—
(17) §Sleeve, terminal	555910	188818	—	—	—	—	—	—
(18) §Grommet, cable	572039	—	—	—	573932	—	—	574049
(19) Bung, rubber	—	525829	—	—	—	—	—	—
(20) Connector, cable	—	—	—	—	—	—	—	—
(21) Nut, lamp fixing	572614	177014	—	—	—	166019	166019	—
(22) Washer, lamp fixing nut	—	188329	—	—	—	188330	188330	—
(23) §Sundry parts, set	—	—	—	—	—	—	—	—

Part No.	53518A	53595A/F	†53602A	53630A	†53633A	†53650A/B	53705A	53763A
Model	534	599	554	532	534	467-2	534	534
Finish	Chromium	Chromium	Black	Chromium	Chromium	Primer	—	—
Replaced by (see footnote)	—	—	(53343)	—	(53705)	(53101)	—	—
(1) §Rim or door	—	—	—	—	—	—	—	—
(2) §Cover	574825	576469	574803	—	574825	572616	574825	574825
(3) §Screw, cover fixing	113061	198922	—	—	113061	—	113061	113061
(4) Washer, screw retaining	161385	161385	—	—	161385	—	161385	161385
(5) Clip, spring, lens cover	—	—	—	574045	—	—	—	—
(6) §Lens	—	576463	—	574046	—	—	—	—
(7) §Window	573915	—	574804	—	573915	572596	573915	573915
(8) §Gasket, lens or window seating	573916	—	—	574044	573916	572595	573916	573916
(9) §Bulb holder	—	§576468	—	—	—	—	—	—
(10) §Interior, bulb holder	553780	553780	574811	553780	553780	—	553780	553780
(11) Backshell or shell, bulb holder	—	—	—	—	—	—	—	—
(12) §Bulb, number plate	222	‡989	209	989	222	222	222	222
(13) Base	—	—	—	574048	—	572619	—	—
(14) §Body or base, rubber	—	576465	—	—	—	—	—	—
(15) Screw, body fixing or nut	—	—	—	—	—	—	—	—
(16) §Gasket, base seating or cover	—	—	574805	—	—	—	—	—
(17) §Sleeve, terminal	555910	555910	—	—	555910	—	555910	555910
(18) §Grommet, cable	574049	—	—	574049	574049	572039	574049	574049
(19) Bung, rubber	—	—	—	—	—	—	—	—
(20) Connector, cable	—	850641	—	—	—	—	—	—
(21) Nut, lamp fixing	—	—	—	—	—	—	—	—
(22) Washer, lamp fixing nut	—	—	—	—	—	—	—	—
(23) §Sundry parts, set	—	—	—	—	—	572588	—	—

For illustrations, see page K10

Note. For replacement lamp spare parts, see appropriate column under part number
 ‡ 2 off § Recommended spares for stock || Bracket, with bulb holder † When ordering, quote part number shown in brackets
 C.P.R. . . Chromium plated rim

NUMBER PLATE LAMPS

(including Number Plate and Boot Lamps)



DETAILED SPARE PARTS

	53291B 537 — —	53308A 543 Chromium —	53314B/E 547 — —	53320A/B 467-2 Black —	53343A 554 Black —	53346A 554 Black —	†53348B 534 Chromium (53518)	53374A/B 467-2 Black —	53388A/B 467-2 Chromium —	53502B/D 524 Chromium —
—	—	—	—	—	—	—	—	—	—	— (1)
—	—	574303	—	572616	574803	574803	574825	572616	572603	573935 (2)
—	—	133061	—	—	110714	110714	113061	—	—	113231 (3)
—	—	161385	—	161385	—	—	161385	—	161385	— (4)
—	—	—	—	—	—	—	—	—	—	— (5)
—	—	574311	—	—	—	—	—	—	—	— (6)
—	—	‡574310	—	572596	574804	574804	573915	572596	572596	573925 (7)
—	—	—	—	572595	—	—	573916	572595	572595	573926 (8)
—	—	—	—	—	574811	574811	—	—	—	— (9)
—	—	—	—	—	—	—	553780	—	—	573930 (10)
—	—	574308	—	—	—	—	—	—	—	— (11)
—	¶989	¶222	¶222	222	209	150	222	222	222	207 (12)
—	—	—	—	573002	—	—	—	—	573002	573937 (13)
—	—	574309	—	—	—	—	—	—	—	— (14)
—	—	—	—	572614	—	—	—	—	572614	— (15)
—	—	—	—	—	574805	574805	—	—	—	— (16)
—	—	—	188818	555910	—	—	555910	—	555910	— (17)
—	—	—	—	572039	—	—	574049	572039	572039	573932 (18)
—	—	—	—	—	—	—	—	—	—	— (19)
—	—	—	—	—	—	—	—	—	—	— (20)
—	—	166019	—	—	—	—	—	—	—	— (21)
—	—	188330	—	—	—	—	—	—	—	— (22)
—	—	—	—	—	—	—	—	572588	—	— (23)


	53766A/E 467 Grey Primer —	53786A/B 643 — —	53814A 649 Chromium —	53822A 534 — —	53826A 532 — —	53836A/B 467 Chromium —	53837A/B 467 Black —	53876A 467-2 Black —	53905A 469 Chromium —
—	—	—	—	—	—	—	—	—	— (1)
54570309	—	—	54570831	574825	—	572603	572616	572616	572982 (2)
—	—	—	54100541	113061	—	—	—	—	113531 (3)
—	—	—	—	161385	—	—	—	—	161385 (4)
—	—	—	—	—	574045	—	—	—	— (5)
—	—	—	54570832	—	574046	—	—	—	— (6)
54570354	—	—	—	573915	—	54570354	54570354	572596	— (7)
54571498	—	—	54570833	573916	574044	572595	572595	572595	— (8)
—	—	—	—	—	—	—	—	—	— (9)
—	—	—	—	553780	553780	—	—	—	— (10)
—	—	—	—	—	—	—	—	—	— (11)
989	989	¶989	¶989	222	989	¶222	¶222	222	¶989 (12)
—	—	—	54571520	—	574048	54570311	54570311	54571541	54572157 (13)
—	—	—	—	—	—	—	—	—	— (14)
—	—	—	—	—	—	—	—	—	— (15)
—	—	—	54570824	—	—	—	—	—	572326 (16)
—	—	555910	555910	555910	—	—	—	—	188818 (17)
—	—	—	—	574049	574049	572039	572039	572039	— (18)
—	—	—	—	—	—	—	—	572040	572685 (19)
—	—	—	—	—	—	—	—	—	199001 (20)
—	—	—	—	—	—	—	—	—	177014 (21)
—	—	—	—	—	—	—	—	—	188329 (22)
572588	—	—	—	—	—	572588	572588	572588	— (23)

For illustrations, see page K10

† When ordering, quote part number shown in brackets ‡ Boot || Bracket, bulb holder ¶ 2 off C.P.R. ... Chromium plated rim



NUMBER PLATE AND REVERSE LAMPS



For detailed spare parts, see pages K15-K17

DETAILED SPARE PARTS

Part No.	53097D/E	53130D	53149D	53152F	†53159B	53161D	53215A	53238F	†53243A/F	†53255A	53258A
Model	469	469	469	464	469	469	512	527	528	512	469
Finish	Chromium	Chromium	Chromium	C.P.R.	Chromium	Chromium	Chromium	Chromium	Chromium	Chromium	Chromium
Replaced by (see footnote)	—	—	—	—	(53161)	—	—	—	(53603)	(53215)	—
§Rim or door	—	—	—	573165	—	—	—	—	—	—	—
§Cover	572347	572352	572694	—	572347	572347	—	573746	573703	—	572347
§Screw, cover or rim fixing	113531	113531	113531	572072	113531	113531	—	573743	—	—	113531
Washer, screw retaining	161385	161385	161385	161385	161385	161385	—	—	—	—	161385
Washer, shakeproof	188329	188329	188329	—	188329	188329	—	—	—	—	188329
§Lens, reverse	572328	572350	572328	572674	572328	572328	573513	573747	573704	573513	572328
§Lens, number plate	—	—	—	—	—	—	573513	573747	573704	573513	—
Spring, lens fixing	—	—	—	—	—	—	—	573741	—	—	—
§Gasket, cover or bulb shield seating	572326	572326	572326	571979	572326	572326	573521	—	573708	573521	572326
§Gasket, lens seating	—	—	—	—	—	—	573519	573739	573705	573519	—
§Gasket, number plate lens seating	—	—	—	—	—	—	—	—	—	—	—
§Mounting plate and partition	—	—	—	—	—	—	—	573740	—	—	—
Bracket, with bulb holder	—	—	—	—	—	—	—	—	573706	—	—
Screw, bulb shield or mounting plate fixing	—	—	—	—	—	—	126544	186137	572289	126544	—
Washer, retaining	—	—	—	—	—	—	131023	—	161385	131023	—
§Shield, bulb	—	—	—	—	—	—	573527	573753	—	573527	—
§Interior, bulb holder	—	—	—	552103	—	—	553780	555906	555906	553780	—
§Interior, reverse bulb holder	—	—	—	—	—	—	552103	552103	552103	552103	—
§Bulb, reverse	382	382	382	—	382	382	382	382	‡382	382	382
§Bulb, number plate	‡222	‡222	‡222	207	‡222	‡222	‡222	222	222	‡222	‡222
§Gasket, lamp seating	—	—	—	—	—	—	—	—	—	—	—
§Grommet, rubber, cable	—	—	199001	526302	199001	199001	—	572039	199002	—	525829
Washer, cable grip	—	—	—	—	—	—	—	—	—	—	—
Bung, rubber	525829	525829	—	—	572685	572685	—	—	—	—	—
§Sleeve, terminal	188818	188818	188818	188818	188818	188818	188818	555910	555910	188818	188818
Base, backplate or body	572681	572681	—	—	572989	572989	—	573748	—	—	572995
Screw, base plate or bulb holder bracket fixing	—	—	—	—	—	—	126463	—	126444	126463	—
Screw, base plate or lamp fixing	—	—	—	—	—	—	—	186177	106501	—	—
Nut, back plate securing	—	—	—	—	—	—	—	166019	—	—	—
Washer, lock	—	—	—	—	—	—	185038	188330	188304	185038	—
Washer, base plate fixing screw retaining	—	—	—	—	—	—	—	—	185040	—	—
Nut, lamp fixing	177014	177014	177014	—	177014	177014	—	—	177036	—	177014
Stud, lamp fixing, long	—	—	—	—	—	—	—	—	—	—	—
Stud, lamp fixing, short	—	—	—	—	—	—	—	—	—	—	—

NUMBER PLATE AND REVERSE LAMPS

Note. For replacement lamp spare parts, see appropriate column under part number † When ordering, quote part number shown in brackets ‡ 2 off § Recommended spares for stock
 ‡ 3 off C.P.R. . . Chromium plated rim

K15

For illustrations see page K14

continued

53097 — 53258

DETAILED SPARE PARTS

K16

53275 — 53523

NUMBER PLATE AND REVERSE LAMPS

Part No.	53275A	53297A	53317A	53376E	53414A	†53434A	53452A	53453A	†53462A	53481E	†53523A
Model	469	469	469	465	469	469	574	512	469	528	469
Finish	Black	Chromium	Black	Chromium	Chromium	Chromium	C.P.R.	Chromium	Chromium	Chromium	Chromium
Replaced by (see footnote)	—	—	—	—	—	(53161)	—	—	(53097)	—	(53097)
§Rim or door	—	—	—	—	—	—	575545	—	—	—	—
§Cover	573890	572347	573897	—	573908	572347	—	—	572347	573703	572347
§Screw, cover or rim fixing	113531	113531	113531	—	113531	113531	573676	—	113531	—	113531
Washer, screw retaining	161385	161385	161385	161385	161385	161385	—	—	161385	—	161385
Washer, shakeproof	188470	188329	188470	188330	188470	188470	—	—	188329	—	188329
§Lens, reverse	573888	572328	572328	—	573907	572328	575910	573513	572328	573723	572328
§Lens, number plate	—	—	—	—	—	—	575911	573513	—	573723	—
Spring, lens fixing	—	—	—	—	—	—	—	—	—	—	—
§Gasket, cover or bulb shield seating	572326	572326	572326	—	572326	572326	—	573521	572326	573708	572326
§Gasket, lens seating	—	—	—	—	—	—	575921	573519	—	573705	—
§Gasket, number plate lens seating	—	—	—	—	—	—	575922	—	—	—	—
§Mounting plate and partition	—	—	—	—	—	—	—	—	—	—	—
Bracket, with bulb holder	—	—	—	—	—	—	575548	—	—	573706	—
Screw, bulb shield or mounting plate fixing	—	—	—	—	—	—	—	126544	—	572289	—
Washer, retaining	—	—	—	—	—	—	—	131023	—	161385	—
§Shield, bulb	—	—	—	—	—	—	—	573527	—	—	—
§Interior, bulb holder	—	—	—	553780	—	—	555906	553780	—	555906	—
§Interior, reverse bulb holder	—	—	—	—	—	—	552103	552103	—	552103	—
§Bulb, reverse	382	382	382	—	382	382	382	382	382	‡382	382
§Bulb, number plate	‡222	‡222	‡222	989	‡989	‡989	222	‡222	‡222	222	‡222
§Gasket, lamp seating	—	—	—	575116	—	—	575920	—	—	—	—
§Grommet, rubber, cable	199001	—	199001	859059	199001	199001	575919	—	—	199002	—
Washer, cable grip	—	—	—	516285	—	—	—	—	—	—	—
Bung, rubber	572685	525829	572685	—	572685	572685	—	—	525829	—	525829
§Sleeve, terminal	188818	188818	188818	188818	188818	188818	188818	188818	188818	555910	188818
Base, backplate or body	573894	572681	573894	575112	573894	573894	—	—	572681	—	572681
Screw, base plate, body or bulb holder bracket fixing	—	—	—	572044	—	—	—	126463	—	106501	—
Screw, base plate or lamp fixing	—	—	—	—	—	—	—	—	—	126444	—
Nut, backplate securing	—	—	—	—	—	—	—	—	—	—	—
Washer, lock	—	—	—	—	—	—	—	185038	—	185040	—
Washer, base plate fixing screw retaining	—	—	—	—	—	—	—	—	—	188304	—
Nut, lamp fixing	177014	177014	177014	166019	177014	177014	—	—	177014	177036	177014
Stud, lamp fixing, long	—	—	—	—	—	—	—	—	—	—	—
Stud, lamp fixing, short	—	—	—	—	—	—	—	—	—	—	—

Note. For replacement lamp spare parts, see appropriate column under part number . † When ordering, quote part number shown in brackets ‡ 2 off § Recommended spares for stock
 C.P.R. . . Chromium plated rim

For illustrations, see page K14

continued

DETAILED SPARE PARTS

Part No.	53546A	53551A	53556A	53557A	53558A	†53573A	53603A/B	53604A/B	53606A	53719A	575923
Model	574	469	512	512	574	469	528	528	469	623	574
Finish	Chromium	Chromium	Chromium	Chromium	Chromium	Chromium	Chromium	Chromium	Chromium	Chromium	C.P.R.
Replaced by (see footnote)	—	—	—	—	—	(53161)	—	—	—	—	—
§Rim or door	575545	—	—	—	575545	—	—	—	—	—	575545
§Cover	—	576901	—	—	—	572347	577206	577206	576901	54570174	—
§Screw, cover or rim fixing	573676	113531	—	—	573676	113531	—	—	113531	572289	573676
Washer, screw retaining	—	161385	—	—	—	161385	—	—	161385	—	—
Washer, shakeproof	—	188329	—	—	—	188329	**573711	**573711	188329	188330	—
§Lens, reverse	575910	576900	575335	575335	575925	572328	573704	573723	576900	54570185	575910
§Lens, number plate	575911	—	575335	575335	575911	—	573704	573723	—	—	575911
Spring, lens fixing	—	—	—	—	—	—	—	—	—	—	—
§Gasket, cover or bulb shield seating	—	572326	573521	573521	—	572326	577205	577205	572326	—	—
§Gasket, lens seating	575921	—	573519	573519	575921	—	573705	573705	—	54570186	575921
§Gasket, number plate lens seating	575922	—	—	—	575922	—	—	—	—	—	575922
§Mounting plate and partition	—	—	—	—	—	—	—	—	—	—	—
Bracket, with bulb holder	575548	—	—	—	575548	—	577203	577203	—	54570333	575548
Screw, bulb shield or mounting plate fixing	—	—	126544	126544	—	—	572289	572289	—	—	—
Washer, retaining	—	—	131023	131023	—	—	161385	161385	—	—	—
§Shield, bulb	—	—	573527	573527	—	—	—	—	—	—	—
§Interior, bulb holder	555906	—	553780	553780	555906	—	555906	555906	—	‡54570698	555906
§Interior, reverse bulb holder	552103	—	552103	552103	552103	—	552103	552103	—	54570286	552103
§Bulb, reverse	382	382	382	382	382	382	382	382	382	382	382
§Bulb, number plate	222	222	¶222	222	222	222	989	989	222	989	222
§Gasket, lamp seating	575920	—	—	—	575920	—	—	—	—	54570187	—
§Grommet, rubber, cable	575919	199001	—	—	575919	199001	199002	199002	—	—	575919
Washer, cable grip	—	—	—	—	—	—	—	—	—	—	—
Bung, rubber	—	572685	—	—	—	572685	—	—	525829	—	—
§Sleeve, terminal	188818	188818	188818	188818	188818	188818	555910	555910	181818	555910	555910
Base, backplate or body	—	572989	—	—	—	—	577207	577207	572681	—	—
Screw, bulb holder bracket fixing	—	—	126463	126463	—	—	—	—	—	—	—
Screw, base plate or lamp fixing	—	—	—	—	—	—	—	—	—	—	—
Nut, backplate securing	—	—	—	—	—	—	—	—	—	—	—
Washer, lock	—	—	185038	185038	—	—	188304	188304	—	—	—
Washer, base plate fixing screw retaining	—	—	—	—	—	—	185040	185040	—	—	—
Nut, lamp fixing	—	177014	—	—	—	177014	166019	166019	177014	—	—
Stud, lamp fixing, long	—	—	—	—	—	—	573859	573859	—	54150041	—
Stud, lamp fixing, short	—	—	—	—	—	—	577200	577200	—	—	—

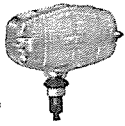
NUMBER PLATE AND REVERSE LAMPS

53546 — 575923

Note. For replacement lamp spare parts, see appropriate column under part number
 † 3 off ** Spacer C.P.R. . . Chromium plated rim ‡ When ordering, quote part number shown in brackets ‡ Bulb holder § Recommended spares for stock || 2 off

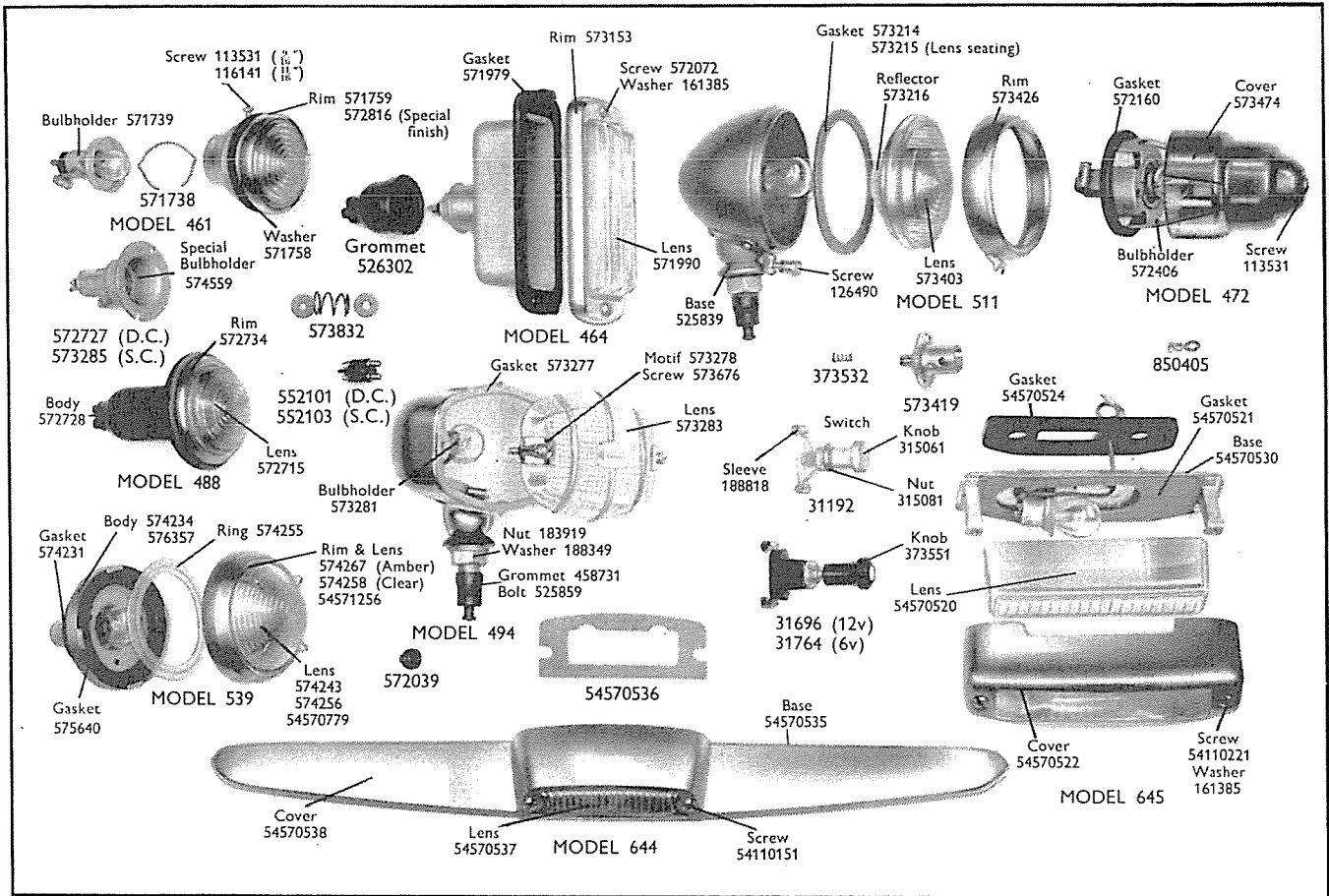
K17

For illustrations, see page K14



REVERSE LAMPS

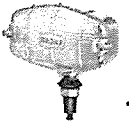
DETAILED SPARE PARTS



Part No.	52120D	†52246B/D	52285B/D	52308A	52309A/B	52503A	53128E/F	53209D	53210F/H	53223A
Model	461-1	488	488	539	539	539	464	494	488	472
Finish	C.P.R.	C.P.R.	C.P.R.	C.P.R.	C.P.R.	C.P.R.	C.P.R.	Chromium (058720, 6v.) (058721, 12v.)	C.P.R.	—
Replaced by (see footnote)	—	(52285)	—	—	—	—	—	—	—	—
§Rim or door	‡571759	572734	572734	‡574258	‡574267	‡574258	573153	—	572734	—
§Screw or nut, fixing	113531	—	—	—	—	—	572072	573676	—	¶113531
§Washer, screw retaining	—	—	—	—	—	—	161385	161385	—	161385
§Cover	—	—	—	—	—	—	—	—	—	573474
§Lens or glass	—	572715	572715	574243	574256	574243	571990	573283	572715	—
§Gasket, lens seating	—	—	—	575640	575640	575640	571979	573277	—	573160
§Gasket, body seating	—	—	—	574231	574231	574231	—	—	—	—
§Ring, sliding	—	—	—	574255	574255	574255	—	—	—	—
§Washer, shakeproof	—	—	—	—	—	—	—	188349	—	—
§Sleeve, terminal	188818	555910	555910	—	—	—	555910	555910	555910	—
§Bulb	207	382	382	382	382	382	382	382	382	382
§Nut, lamp fixing	—	—	—	—	—	—	—	183919	—	—
§Body	—	575003	575003	576357	576357	576357	—	—	575003	—
§Washer, rubber	571758	—	—	—	—	—	—	—	—	—
§Grommet, rubber	—	—	—	—	—	—	576401	458731	—	—
§Interior	552103	552103	552103	573832	573832	573832	552103	—	552103	552103
§Bulb holder	571739	573285	573285	—	—	—	—	573281	573285	572406
§Backshell	—	—	—	—	—	—	—	—	—	—
§Ring, adaptor shell fixing	571738	—	—	—	—	—	—	—	—	—
§Reflector	—	—	—	—	—	—	—	—	—	—
§Motif	—	—	—	—	—	—	—	573278	—	—
§Base, lamp seating	—	—	—	—	—	—	—	525839	—	—
§Bolt, lamp fixing	—	—	—	—	—	—	—	525859	—	—
§Switch	—	—	—	—	—	—	—	—	—	—
§Knob	—	—	—	—	—	—	—	—	—	—
§Bulb	—	—	—	—	—	—	—	—	—	—
§Spring	—	—	—	—	—	—	—	—	—	—
§Nut, fixing	—	—	—	—	—	—	—	—	—	—

Note. For replacement lamp spare parts, see appropriate column under part number † When ordering, quote part number shown in brackets ‡ With lens
 § Recommended spares for stock || Lens fixing ¶ Cover fixing C.P.R. . . Chromium plated rim

REVERSE LAMPS




DETAILED SPARE PARTS

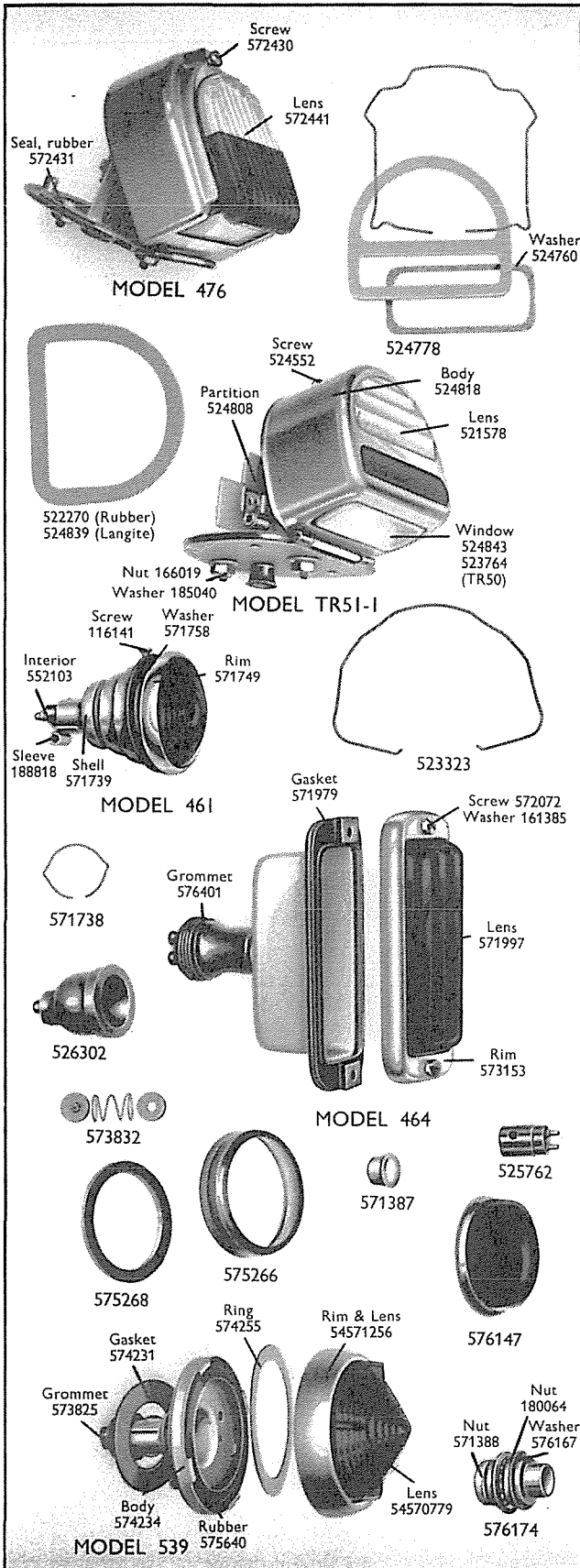
Part No.	53307A	53378A	53412B	53501A/B	53515A	53787A/D	53789A	†052671
Model	461	539	464	539	461-1	644	645	494
Finish	C.P.R.	C.P.R.	C.P.R.	C.P.R.	C.P.R.	Chromium	Chromium	Chromium
Replaced by (see footnote)	—	—	—	—	—	—	—	(058720)
§ Rim or door	‡572816	‡574258	573153	‡54571256	‡572816	—	—	—
§ Screw or nut, fixing	116141	—	572072	—	116141	¶54110151	¶54110221	¶573676
Washer, screw retaining	—	—	161385	—	—	—	161385	161385
§ Cover	—	—	—	—	—	54570538	54570522	—
§ Lens or glass	—	574243	571990	54570779	—	54570537	54570520	573283
§ Gasket, lens seating	—	575640	571979	575640	—	54570536	54570521	573277
§ Gasket, body seating	—	574231	—	574231	—	—	54570524	—
§ Ring, sliding	—	574255	—	574255	—	—	—	—
Washer, shakeproof	—	—	—	—	—	—	—	188349
§ Sleeve, terminal	188818	—	555910	—	188818	555910	555910	555910
§ Bulb	382	382	382	382	382	382	382	106
Nut, lamp fixing	—	—	—	—	—	—	—	183919
Body	—	574234	—	576357	—	—	—	—
Washer, rubber	571758	—	—	—	571758	—	—	—
§ Grommet, rubber	—	—	526302	—	—	572039	—	458731
§ Interior	552103	573832	552103	573832	552103	—	—	—
§ Bulb holder	571739	—	—	—	571739	—	—	573281
Backshell	—	—	—	—	—	—	—	—
Ring, adaptor shell fixing	571738	—	—	—	571738	—	—	—
§ Reflector	—	—	—	—	—	—	—	—
§ Motif	—	—	—	—	—	—	—	573278
Base, lamp seating	—	—	—	—	—	54570535	54570530	525839
Bolt, lamp fixing	—	—	—	—	—	—	—	525859
§ Switch	—	—	—	—	—	—	—	31192
§ Knob	—	—	—	—	—	—	—	315061
§ Bulb	—	—	—	—	—	—	—	—
Spring	—	—	—	—	—	—	—	—
Nut, fixing	—	—	—	—	—	—	—	315081
§ Sleeve, terminal	—	—	—	—	—	—	—	188818

Part No.	†052672	†052707	†052708	052993	058720	058721	058722	058723
Model	494	511	511	548	494	494	511	511
Finish	Chromium	Poly-chromatic beige	Poly-chromatic beige	Kit of parts	Chromium (6 volt)	Chromium (12 volt)	Poly-chromatic beige	Poly-chromatic beige
Replaced by (see footnote)	(058721)	(058723)	(058722)	—	—	—	—	—
§ Rim or door	—	573426	573426	—	—	—	573426	573426
§ Screw or nut, fixing	¶573676	126490	126490	—	¶573676	¶573676	126490	126490
Washer, screw retaining	161385	161385	161385	—	161385	161385	161385	161385
§ Cover	—	—	—	—	—	—	—	—
§ Lens	573283	573403	573403	—	573283	573283	573403	573403
§ Gasket, lens seating	573277	573215	573215	—	573277	573277	573215	573215
§ Gasket, body seating	—	§573214	§573214	—	—	—	§573214	§573214
§ Ring, sliding	—	—	—	—	—	—	—	—
Washer, shakeproof	188349	188349	188349	—	188349	188349	188349	188349
§ Sleeve, terminal	555910	—	—	—	555910	555910	—	—
§ Bulb	382	382	106	382	317	382	317	382
Nut, lamp fixing	183919	183919	183919	—	183919	183919	183919	183919
Washer, rubber	—	—	—	—	—	—	—	—
§ Grommet, rubber	458731	458731	458731	—	458731	458731	458731	458731
§ Interior	—	—	—	573832	—	—	—	—
§ Bulb holder	573281	573419	573419	574559	573281	573281	573419	573419
Backshell	—	—	—	—	—	—	—	—
Ring, adaptor shell fixing	—	**850405	**850405	—	—	—	**850405	**850405
§ Reflector	—	573216	573216	—	—	—	573216	573216
§ Motif	573278	—	—	—	573278	573278	—	—
Base, lamp seating	525839	525839	525839	—	525839	525839	525839	525839
Bolt, lamp fixing	525859	525859	525859	—	525859	525859	525859	525859
§ Switch	31192	31192	31192	31281	31764	31696	31764	31696
§ Knob	315061	315061	315061	—	373551	373551	373551	373551
§ Bulb	—	—	—	—	282	281	282	281
Spring	—	—	—	—	373532	373532	373532	373532
Nut, fixing	315081	315081	315081	—	180816	180816	180816	180816
§ Sleeve, terminal	188818	188818	188818	—	188818	188818	188818	188818

Note. For replacement lamp spare parts, see appropriate column under part number † When ordering, quote part number shown in brackets ‡ With lens
 § Recommended spares for stock ¶ Cover fixing ¶ Lens fixing § Reflector to body gasket ** Terminal earth clip C.P.R. . . . Chromium plated rim



REVERSE, TAIL AND NUMBER PLATE LAMPS AND STOP LAMPS



REVERSE, TAIL AND NUMBER PLATE LAMPS

Part No.	53032B	53035B	53116A	525133
Model	TR51-I	TR51-I	476	TR50C
Finish	Chrom-ium	Chrom-ium	Chrom-ium	Chrom-ium
§Seal, rubber	—	—	572431	—
§Lens, reverse tail	521578	521578	572441	521578
§Lens or window	524843	524843	—	523764
§Sleeve, terminal	188818	188818	188818	188818
§Bulb, single contact	207	207	382	207
§Bulb, reverse lamp	No. 1	No. 1	989	No. 1
§Nut, lamp fixing	166019	166019	166019	166019
Washer, spring	185040	185040	185040	185040
Washer, langite	—	—	—	524839
Screw, body fixing	524552	524552	572430	524552
Spring, lens fixing	—	—	—	523810
Washer, body seating	522270	522270	—	522270
Partition	524808	524808	—	—
Body	524818	524818	—	—
Fixing parts, set	524778	524778	—	—
Washer, tail lens	524839	524839	—	—
Washer, number plate lens	524760	524760	—	—
Washer, screw retain- ing	161385	161385	—	—

STOP LAMPS

Part No.	53113D	53207B/E	‡53315A/F
Model	461	464	488
Finish	C.P.R.	C.P.R.	C.P.R.
§Rim or door	571749	573153	572734
§Screw, rim fixing	116141	572072	—
Washer, screw retaining	—	161385	—
§Lens or glass	—	571997	54570664
§Gasket, lens seating	—	571979	—
Body, with bulb holder	—	—	573285
§Interior, bulb holder	552103	552103	552103
§Sleeve, terminal	188818	555910	555910
§Bulb	207	382	221
Washer, rubber	571758	—	—
§Grommet, rubber	—	576401	—
§Gasket, body seating	—	—	‡575003
Ring, adaptor shell fixing	571738	—	—
Shell, bulb holder	571739	—	—

Part No.	‡53437A	‡53600A/E	53686A/E
Model	AT202	594	539
Finish	—	C.P.R.	C.P.R.
§Rim or door	575266	572734	§54571256
§Lens or glass	576147	54571112	54570779
§Gasket, lens seating	575268	—	575640
§Ring, sliding	—	—	574255
Body, with bulb holder	—	576986	574234
§Interior, bulb holder	525762	552103	573832
§Sleeve, terminal	—	555910	—
§Bulb	335	382	382
§Grommet, rubber	—	—	573825
§Gasket, body seating	—	‡576105	574231
Shell, bulb holder	576174	—	—
Nut, coupling	571388	—	—
Shell, cable cover	571387	—	—
Washer, cable cover shell	805040	—	—
Nut, lamp and adaptor fixing	180064	—	—
Washer, adaptor fixing nut	576167	—	—

† For illustrations, see page K52

‡ Body


§ Recommended spares for stock

¶ Repair only


§ Lens and rim

C.P.R. .. Chromium plated rim

STOP TAIL AND NUMBER PLATE LAMPS



MODELS 564 and VP64




Part No.	53394A	53394B	53432A	53432B	53454B	‡53699A
Model	564	564	564	564	564	VP64
§Lens	573839	573839	573839	573839	573839	‡54570806
§Window	575200	575200	575200	575200	575200	—
§Nut, barrel, lens fixing	—	575219	—	575219	575219	—
§Screw, lens fixing	552928	—	552928	—	—	‡577703
Washer, screw retaining	—	—	—	—	—	161385
Washer, leatheroid	—	—	—	—	—	161727
§Gasket, lens seating	575208	575208	575208	575208	575208	‡577702
Screw, bulb holder fixing	—	—	—	—	—	106352
Washer, shakeproof, bulb holder screw	—	—	—	—	—	188470
§Bulb holder	575209	575209	575209	575209	575209	574122
Base	575212	576002	575212	576002	575964	—
§Interior, bulb holder	573828	573828	573828	573828	573828	—
§Bulb	352	352	384	384	380	—
§Screw, grub, terminal	—	—	—	—	—	121610
Plate, mounting	—	—	—	—	—	‡577704
§Gasket, base seating	—	—	—	—	—	‡577701
§Grommet, cable	573825	573825	573825	573825	573825	—
§Nut, lamp fixing	166019	166019	166019	166019	166019	170014
Washer, shakeproof	188330	188330	188330	188330	188330	188470
Washer, spacer, fixing bolt	131023	131023	131023	131023	131023	—
Bush, fixing bolt	—	—	—	—	—	‡573241
Grommet, bulb holder	575207	575207	575207	575207	575207	574362

‡ Serviced by C.A.V. § Recommended spares for stock



STOP TAIL AND NUMBER PLATE LAMPS



For detailed spare parts, see pages K23-K27

DETAILED SPARE PARTS

Part No.	†53008B	†A53008B	†53027B	†53028B	†53029A	A53029A	†53031D	†A53031D	†53060A	†A53060A	†53062B
Model	ST38C	ST38C	ST51-1	ST38D	ST51	ST51	ST52	ST52	ST51	ST51	ST38C
Finish	Black	Black	Chromium	Chromium	Chromium	Chromium	Black	Black	Black	Black	Black
Replaced by (see footnote)	(53440)	(53439)	(53392)	(53440)	(53392)	—	(53244)	(53394)	(53390)	(53389)	(53440)
§Rim or door	520445	520445	—	520445	—	—	—	—	—	—	520445
§Screw or nut, fixing	520403	520403	—	520403	—	—	—	—	—	—	520403
Washer, screw retaining	161385	161385	524215	161385	161385	161385	161385	161385	161385	161385	161385
§Gasket	525555	525555	524760	525555	524760	524760	—	—	524760	524760	525555
§Lens, stop tail	576415	576415	522264	576415	522264	522264	523255	523255	522264	522264	576415
§Lens or window, number plate	—	—	524843	—	524843	524843	—	—	524843	524843	—
§Partition or mounting platform	523584	523584	524808	523584	—	—	—	—	—	—	523584
Nut, partition body, contact or platform fixing	166019	166019	—	166019	—	—	—	—	—	—	166019
Washer, shakeproof	188330	188330	188330	188330	—	—	—	—	—	—	188330
§Sleeve, terminal	188818	188818	188818	188818	188818	188818	188818	188818	188818	188818	188818
Terminal, earth or screw	523571	523571	—	523571	—	—	—	—	—	—	523571
Bulb	207	205	207	207	207	200	207	200	207	205	207
Nut, lamp fixing or coupling	—	—	166019	166019	166019	166019	166019	166019	166019	166019	166019
Washer, spring or shakeproof	188330	188330	—	188330	185040	185040	188330	188330	185040	185040	188330
Washer, langite or leatheroid	—	—	—	—	—	—	523258	523258	—	—	—
Body	—	—	524776	—	524776	524776	523648	523648	524775	524775	—
Screw, body fixing	—	—	524552	—	524552	524552	113531	113531	524552	524552	—
§Gasket, rubber	—	—	—	—	—	—	—	—	—	—	—
Fixing parts, set	—	—	524778	—	524778	524778	—	—	524778	524778	—
§Springs, lens fixing	—	—	—	—	—	—	524662	524662	—	—	—
Washer, body seating	—	—	522270	—	522270	522270	—	—	522270	522270	—
§Grommet, rubber	—	—	—	—	—	—	—	—	—	—	—
Shell cable cover	—	—	—	—	—	—	—	—	—	—	—
§Interior or contact	—	—	—	—	—	—	—	—	—	—	—
§Bulb holder	—	—	—	—	—	—	—	—	—	—	—
Washer, tail lens	—	—	524839	—	524839	524839	—	—	524839	524839	—
Clamp, window fixing	—	—	—	—	—	—	—	—	—	—	—
Screw, clamp or contact assembly fixing	—	—	—	—	—	—	—	—	—	—	—
Plate, retaining or friction	—	—	—	—	—	—	—	—	—	—	—
Backplate or bracket, spring clips	—	—	—	—	—	—	—	—	—	—	—
Bolt, backplate or bracket fixing	—	—	—	—	—	—	—	—	—	—	—
Body, adaptor	—	—	—	—	—	—	—	—	—	—	—
Nut, adaptor fixing	—	—	—	—	—	—	—	—	—	—	—
Carrier, bulb	—	—	—	—	—	—	—	—	—	—	—
Nut, bulb carrier fixing or screw	—	—	—	—	—	—	—	—	—	—	—

STOP TAIL AND NUMBER PLATE LAMPS

53008 — 53062

Note. For replacement lamp spare parts, see appropriate column under part number † When ordering, quote part number shown in brackets § Recommended spares for stock

K23

DETAILED SPARE PARTS

K24

53063 - 53081

STOP TAIL AND NUMBER PLATE LAMPS

Part No.	†53063B	†53066D	†53067B	†53068B	†53071B	†A53071B	†53072B	†53076E	†53077A	†53079B	†53081A
Model	ST38C	ST38C	ST38C	ST38C	ST38D	ST38D	ST51-1	DC43	ST52D	ST51-1	ST51
Finish	Black	Black	Black	Primer	Black	Black	Black	Black	Black	Chromium	Black
Replaced by (see footnote)	(53440)	(53440)	(53578)	(53578)	(53440)	(53439)	(53390)	(53459)	(53244)	(53392)	(53390)
§Rim or door	520445	520445	520445	520445	520445	520445	—	‡521703	—	—	—
§Screw or nut, fixing	520403	520403	520403	520403	520403	520403	—	132564	—	—	—
Washer, screw retaining	161385	161385	161385	161385	161385	161385	161385	524215	161385	161385	161385
§Gasket	525555	525555	525555	525555	525555	525555	524760	516399	—	524760	524760
§Lens, stop tail	576415	576415	576415	576415	576415	576415	522264	524910	523255	522264	522264
§Lens or window, number plate	—	—	—	—	—	—	524843	—	—	524843	524843
§Partition or mounting platform	523584	523584	525579	525579	523584	523584	524808	520838	—	524088	—
Nut, partition body, contact or platform fixing	166019	166019	111784	111784	166019	166019	—	—	—	—	—
Washer, shakeproof	188330	188330	188353	188353	188330	188330	—	—	—	—	—
§Sleeve, terminal	188818	188818	188818	188818	188818	188818	188818	—	188818	188818	188818
Terminal, earth or screw	523571	523571	523571	523571	523571	523571	—	—	—	—	—
§Bulb	207	207	207	207	207	200	382	209	207	207	207
Nut, lamp fixing or coupling	166019	166019	166019	166019	166019	166019	166019	571388	166019	166019	166019
Washer, spring or shakeproof	188330	188330	188330	188330	188330	188330	185040	805040	188330	185040	185040
Washer, langite or leatheroid	—	—	—	—	—	—	—	—	523258	—	—
Body	—	—	—	—	—	—	524775	—	523648	524776	524775
Screw, body fixing	—	—	—	—	—	—	524552	—	133531	524552	524552
§Gasket, rubber	—	—	—	—	—	—	—	—	—	—	—
Fixing parts, set	—	—	—	—	—	—	524778	—	—	524778	524778
§Springs, lens fixing	—	—	—	—	—	—	—	524911	524662	—	—
Washer, body seating	—	—	—	—	—	—	522270	¶576167	—	522270	522270
§Grommet, rubber	—	—	—	—	—	—	—	—	—	—	—
Shell cable cover	—	—	—	—	—	—	—	571387	—	—	—
§Interior or contact	—	—	—	—	—	—	—	525762	—	—	—
§Bulb holder	—	—	—	—	—	—	—	—	—	—	—
Washer, tail lens	—	—	—	—	—	—	524839	—	—	524839	524839
Clamp, window fixing	—	—	—	—	—	—	—	—	—	—	—
Screw, clamp or contact assembly fixing	—	—	—	—	—	—	—	—	—	—	—
Plate, retaining or friction	—	—	—	—	—	—	—	—	—	—	—
Backplate or bracket, spring clips	—	—	—	—	—	—	—	—	—	—	—
Bolt, backplate or bracket fixing	—	—	—	—	—	—	—	—	—	—	—
Body, adaptor	—	—	—	—	—	—	—	524916	—	—	—
Nut, adaptor fixing	—	—	—	—	—	—	—	180064	—	—	—
Carrier, bulb	—	—	—	—	—	—	—	—	—	—	—
Nut, bulb carrier fixing or screw	—	—	—	—	—	—	—	—	—	—	—

Note. For replacement lamp spare parts, see appropriate column under part number * † When ordering, quote part number shown in brackets ‡ With lens § Recommended spares for stock
 || Washer, cover shell ¶ Washer, adaptor shell locking

DETAILED SPARE PARTS

STOP TAIL AND NUMBER PLATE LAMPS

Part No.	†53117A	†53118A	†53182B	53244B/D	†53269A/B	53295D	53304A	53304B/D	53389E	53390D	53390E
Model	476	476	477-1	525	525	533	533	533	ST51	ST51	ST51
Finish	Chromium	Chromium	C.P.R.	—	—	Black, C.P.R.	Black, C.P.R.	Black, C.P.R.	Black	Black	Black
Replaced by (see footnote)	—	(53117)	(53394)	—	(53394)	—	—	—	—	—	—
§Rim or door	—	—	‡526310	—	—	‡574120	‡574120	‡574120	—	—	—
§Screw or nut, fixing	—	—	—	572072	572072	127301	127301	127301	—	—	—
Washer, screw retaining	—	—	—	161385	161385	161385	161385	161385	161020	161020	161020
§Gasket	572431	572431	—	573814	573814	574111	574111	574111	526376	526376	526376
§Lens, stop tail	—	—	—	573819	573819	574108	574108	574108	524823	524823	524823
§Lens or window, number plate	572442	572442	—	—	—	574105	574105	574105	524843	524843	524843
§Partition or mounting platform	—	—	—	—	—	—	—	—	—	—	—
Nut, partition body, contact or platform fixing	—	—	—	—	—	—	166094	—	187108	187108	187108
Washer, shakeproof	—	—	—	—	—	188470	188412	—	188330	188330	188330
§Sleeve, terminal	—	—	—	—	—	—	188818	—	—	—	—
Terminal, earth or screw	—	—	—	—	—	121610	—	121610	—	—	—
§Bulb	382 ¶989	382 ¶989	352	380	352	5 ¶209	209	209	384	380	380
Nut, lamp fixing or coupling	166019	166019	—	166019	166019	177074	177074	177074	166019	166019	166019
Washer, spring or shakeproof	185040	185040	—	188330	188330	185040	—	185040	—	—	—
Washer, langite or leatheroid	—	—	—	161727	161727	—	—	—	—	—	—
Body	—	—	526322	—	—	574342	574104	574342	524832	524832	524832
Screw, body fixing	572430	572430	—	—	—	—	—	—	186181	198882	186181
§Gasket, rubber	—	—	—	—	—	574106	574106	574106	—	—	—
Fixing parts, set	—	—	—	—	—	—	—	—	—	—	—
§Springs, lens fixing	—	—	—	—	—	—	—	—	—	—	—
Washer, body seating	—	—	—	—	—	—	188470	188470	522270	522270	522270
§Grommet, rubber	—	—	526323	—	573825	574362	573232	574362	—	—	—
Shell, cable cover	—	—	—	—	—	—	—	—	—	—	—
§Interior or contact	—	—	552101	573828	573828	—	—	—	—	—	—
§Bulb holder	—	—	—	—	—	—	—	—	—	—	—
Washer, tail lens	—	—	—	—	—	—	—	—	—	—	—
Clamp, window fixing	—	—	—	—	—	—	—	—	—	—	—
Screw, clamp or contact assembly fixing	—	—	—	—	—	—	133766	—	—	—	—
Plate, retaining or friction	—	—	—	—	—	—	—	—	—	—	—
Backplate or bracket, spring clips	—	—	—	—	—	—	—	—	524849	524849	524849
Bolt, backplate or bracket fixing	—	—	—	—	—	—	—	—	—	—	—
Body, adaptor	—	—	—	—	—	—	—	—	—	—	—
Nut, adaptor fixing	—	—	—	—	—	—	—	—	—	—	—
Carrier, bulb	—	—	—	—	—	574122	574122	574122	—	—	—
Nut, bulb carrier fixing or screw	—	—	—	—	—	166043	166290	166043	—	—	—

Note. For replacement lamp spare parts, see appropriate column under part number † When ordering, quote part number shown in brackets ‡ With lens § Recommended spares for stock
 || Lens fixing ¶ Number plate C.P.R. . . Chromium plated rim

DETAILED SPARE PARTS

K26

53392 — 53443

STOP TAIL AND NUMBER PLATE LAMPS

Part No.	53392A	53392D	53392E	†53393F	53395B	†53398A/B	53426A/B	53439A	53440A	53443A
Model	ST51	ST51	ST51	518-2	469	525	525	ST38E	ST38E	ST38E
Finish	Chromium	Chromium	Chromium	Black	Chromium	—	—	Black	Black	Black
Replaced by (see footnote)	—	—	—	(53574)	—	(53244)	—	—	—	—
§Rim or door	—	—	—	—	‡573901	—	—	520445	520445	520445
§Screw or nut, fixing	—	—	—	—	113531	572072	572072	520403	520403	520403
Washer, screw retaining	161020	161020	161020	—	161385	161385	161385	—	—	—
§Gasket	524839	526376	526376	526441	572326	573841	573814	576420	576420	576420
§Lens, stop tail	524823	524823	524823	—	573900	573819	573819	576415	576415	576415
§Lens or window, number plate	524843	524843	524843	526437	—	—	—	576417	576417	576417
§Partition or mounting platform	—	—	—	—	—	—	—	576459	576459	576432
Nut, partition body, contact or platform fixing	—	187108	187108	—	—	—	—	132464	132464	132464
Washer, shakeproof	188330	188330	183330	188304	188470	—	—	188412	188412	188412
§Sleeve, terminal	—	—	—	188818	188818	188818	188818	188818	188818	188818
Terminal, earth or screw	—	—	—	—	—	—	—	—	—	—
Bulb	361	380	380	380	382 ¶1989	380	380	317 ¶ 205	382 ¶ 207	335 ¶ 209
Nut, lamp fixing or coupling	166019	166019	166019	—	177014	166019	166019	—	—	—
Washer, spring or shakeproof	—	—	—	—	—	188330	—	—	—	—
Washer, langite or leatheroid	—	—	—	—	—	161727	171627	—	—	—
Body	524835	524835	524835	526536	—	—	—	—	—	—
Screw, body fixing	524552	198882	186181	—	—	—	—	—	—	—
§Gasket, rubber	524760	—	—	526530	§572685	—	—	525555	525555	525555
Fixing parts, set	—	—	—	—	—	—	—	—	—	—
§Springs, lens fixing	—	—	—	—	—	—	—	—	—	—
Washer, body seating	5222270	522270	522270	—	—	—	—	—	—	—
§Grommet, rubber	—	—	—	—	199001	—	—	573232	573232	573232
Shell, cable cover	—	—	—	—	—	—	—	—	—	—
§Interior or contact	—	—	—	573828	—	573828	573828	—	—	—
§Bulb holder	—	—	—	—	—	—	—	—	—	—
Washer, tail lens	—	—	—	—	—	—	—	—	—	—
Clamp, window fixing	—	—	—	526442	—	—	—	**576423	**576423	**576423
Screw, clamp or contact assembly fixing	—	—	—	186130	—	—	—	††576424	††576424	††576424
Plate, retaining	—	—	—	526457	—	—	—	—	—	—
Plate, friction	—	—	—	526458	—	—	—	—	—	—
Backplate or bracket, spring clips	—	524849	524849	526371	—	—	—	575606	575606	575606
Bolt, backplate or bracket fixing	—	—	—	142784	—	—	—	198919	198919	198919
Body, adaptor	—	—	—	—	—	—	—	—	—	—
Nut, adaptor fixing	—	—	—	—	—	—	—	—	—	—
Carrier, bulb	—	—	—	—	—	—	—	—	—	—
Nut, bulb carrier fixing or screw	—	—	—	—	—	—	—	—	—	—

Note. For replacement lamp spare parts, see appropriate column under part number † When ordering, quote part number shown in brackets ‡ With lens § Recommended spares for stock
 || Lens fixing ¶ Number plate § Rubber bung ** Clip, top †† Clip, bottom

For illustrations, see page K22

continued

DETAILED SPARE PARTS

Part No.	53459A	†53534A/B	53534D	53574A/B	53578A	53629A	†523595	†524752	†524753	†525123
Model	DC43	533	533	518-2	ST38E	ST38E	ST38C	ST51	ST51	ST50C
Finish	Black	Black	Black	Black	Black	Black	Black	Black	Black	Chromium
Replaced by (see footnote)	—	(53295)	(53295)	—	—	—	(53340)	(53390)	(53390)	(53392)
§Rim or door	571958	‡574120	‡574120	—	520445	520445	520445	—	—	—
§Screw or nut, fixing	132564	126544	127301	—	520403	520403	520403	—	—	—
Washer, screw retaining	524215	161385	161385	—	—	—	161385	—	—	—
§Gasket	571956	574111	574111	526441	576420	576420	—	—	—	—
§Lens, stop tail	576415	574108	574108	—	576415	576415	576415	522264	522264	522264
§Lens or window, number plate	—	574105	574105	526437	576417	576417	—	524843	524843	523764
§Partition or mounting platform	520838	—	—	—	576459	576510	523584	—	—	—
Nut, partition body, contact or platform fixing	—	—	—	—	132464	132464	—	—	—	—
Washer, shakeproof	—	188470	188470	188304	188412	188412	—	—	—	—
§ Sleeve, terminal	—	188818	—	188818	188818	188818	188818	188818	188818	188818
Terminal, earth or screw	—	121610	121610	—	—	—	—	—	—	—
Bulb	209	335 †209	335 †209	380	207	—	207	205	207	207
Nut, lamp fixing or coupling	571388	177074	177074	—	—	—	166019	166019	166019	166019
Washer, spring or shakeproof	†805040	185040	185040	—	—	—	188330	185040	185040	188330
Washer, langite or leatheroid	—	—	—	—	—	—	—	524839	524760	524839
Body	—	574104	574342	526601	—	—	—	524775	524775	—
Screw, body fixing	—	—	—	—	—	—	—	132564	132564	524552
§Gasket, rubber	—	574106	574106	526530	525555	525555	525555	—	—	—
Fixing parts, set	—	—	—	—	—	—	—	524778	524778	—
§Springs, lens fixing	524911	—	—	—	—	—	—	—	—	523810
Washer, body seating	§576167	—	—	—	—	—	—	522270	522270	522270
§Grommet, rubber	—	573232	574362	—	—	573232	—	—	—	—
Shell cable cover	571387	—	—	—	—	—	—	—	—	—
§Interior or contact	525762	—	—	573828	—	—	—	—	—	—
§Bulb holder	—	—	—	—	—	—	—	—	—	—
Washer, tail lens	—	—	—	—	—	—	—	—	—	—
Clamp, window fixing	—	—	—	526442	**576423	**576423	—	—	—	—
Screw, clamp or contact assembly fixing	—	—	—	186130	††576424	††576424	—	—	—	—
Plate, retaining	—	—	—	526457	—	—	—	—	—	—
Plate, friction	—	—	—	526458	—	—	—	—	—	—
Backplate or bracket, spring clips	—	—	—	526371	575606	575606	—	—	—	—
Bolt, backplate or bracket fixing	—	—	—	142784	198919	198919	—	—	—	—
Body, adaptor	524916	—	—	—	—	—	—	—	—	—
Nut, adaptor fixing	180424	—	—	—	—	—	—	—	—	—
Carrier, bulb	—	574122	574122	—	—	—	—	—	—	—
Nut, bulb carrier fixing or screw	—	166043	166043	—	—	—	—	—	—	—


STOP TAIL AND NUMBER PLATE LAMPS

53459 — 525123

Note. For replacement lamp spare parts, see appropriate column under part number
 † When ordering, quote part number shown in brackets ‡ With lens § Recommended spares for stock
 †† Number plate ‡‡ Washer, cover shell § Washer, locking, adaptor nut ** Clip, top ††† Clip, bottom




STOP TAIL LAMPS



For detailed spare parts, see pages K30-K36

STOP TAIL LAMPS



For detailed spare parts, see pages K30-K36

DETAILED SPARE PARTS

K30

53049 — 53150

STOP TAIL LAMPS

Part No.	53049A	†53057A	†53082B	†53091E	53099A	†53102D	†53120B	†53127B	53131B	†53134B	†53150B
Model	ST53	ST54	461	461	472	471	464	464	482	484	461-1
Finish	C.P.R.	C.P.R.	C.P.R.	C.P.R.	—	C.P.R.	C.P.R.	C.P.R.	C.P.R.	C.P.R.	C.P.R.
Replaced by (see footnote)	—	(53594)	(53194)	(53193)	—	(53200)	(53173)	(53207)	—	(53172)	(53194)
§Rim or door	—	525365	‡572792	‡571749	—	572224	573153	573153	—	572580	‡572792
§Screw or nut, fixing	—	—	113531	116141	113531	572072	572072	572072	572510	572582	113531
Washer, screw retaining	161385	—	—	—	161385	161385	161385	161385	—	161385	—
§Gasket, rubber, lens seating	525188	523324	—	—	572160	572225	571979	571979	—	—	—
§Gasket, rubber, lower lens seating	—	—	—	—	—	—	—	—	—	—	—
§Lens, stop or stop tail	525186	523307	—	—	572403	572239	571997	572089	572507	572578	—
§Lens, tail, lower or inner	—	—	—	—	—	—	—	—	—	—	—
Bracket and spring, inner lens retaining	—	—	—	—	—	—	—	—	—	—	—
§Ring, sliding (stop tail)	—	—	—	—	—	—	—	—	—	—	—
§Ring, sliding (tail)	—	—	—	—	—	—	—	—	—	—	—
Screw, bracket fixing	—	—	—	—	—	126463	—	—	—	126463	—
Washer, shakeproof	188330	—	—	—	—	131023	—	—	—	131023	—
Pad, seating, offside	—	—	—	—	—	—	—	—	—	572584	—
Pad, seating, nearside	—	—	—	—	—	—	—	—	—	575585	—
§Sleeve, terminal	188818	188818	188818	188818	—	—	188818	188818	—	—	188818
Cover, bulb or dust	—	—	—	—	—	—	—	—	—	—	—
§Bulb holder	—	—	¶571739	¶571739	—	—	—	—	—	572583	¶571739
§Interior (tail)	—	—	—	—	—	—	—	—	—	—	—
§Interior (stop tail)	—	—	552101	552101	552101	552101	552101	552103	—	552101	552101
§Bulb	207	207	381	381	381	381	381	382	381	381	381
Backshell or backplate	—	—	—	—	572406	—	—	—	—	—	—
Screw, plate, body or bulb holder fixing	§100003	—	—	—	—	—	—	—	—	—	—
Washer, spring	—	—	—	—	—	—	—	—	—	—	—
Washer, rubber or fibre	525194	—	523986	523986	—	—	—	—	199001	—	571758
Plate, bulb holder or retaining	—	—	—	—	—	—	—	—	—	—	—
Plate, friction	—	—	—	—	—	—	—	—	—	—	—
Ring, adaptor	—	—	571738	571738	—	—	—	—	—	—	571738
Body or base	—	—	—	—	—	—	—	—	—	—	—
Nut, lamp fixing	—	—	—	—	—	—	—	—	—	—	—
Screw, body or base fixing	—	—	—	—	—	—	—	—	—	—	—
§Gasket, body seating (stop tail)	525195	—	—	—	—	—	—	—	—	—	—
§Gasket, body seating (tail)	—	—	—	—	—	—	—	—	—	—	—
§Grommet, rubber (stop tail)	—	—	—	—	—	—	526302	526302	—	—	—
§Grommet, rubber (tail)	—	—	—	—	—	—	—	—	—	—	—

Note. For replacement lamp spare parts, see appropriate column under part number † When ordering, quote part number shown in brackets ‡ Lens and rim § Recommended spares for stock
 || Lens fixing ¶ Shell only § Also screw, strap fixing C.P.R. . . Chromium plated rim

For illustrations, see pages K28-K29

continued

DETAILED SPARE PARTS

Part No.	†53151A/J	†53156D	†53166B	53172B	53173B	53174B/E	¶53178A/J	†¶A53178 A/J	53180E	†53192B	53193B
Model	488	464	464	484	464	464	488	488	464	461	461
Finish	C.P.R.	C.P.R.	C.P.R.	C.P.R.	C.P.R.	C.P.R.	C.P.R.	C.P.R.	C.P.R.	C.P.R.	C.P.R.
Replaced by (see footnote)	(53178)	(53226)	(53226)	—	—	—	—	(53906)	—	(53193)	—
§Rim or door	572734	573153	573153	572580	573153	573153	572734	572734	573153	‡571749	‡571749
§Screw or nut, fixing	—	572072	572072	572582	572072	572072	—	—	572072	116141	116141
Washer, screw retaining	—	161385	161385	161385	161385	161385	—	—	161385	—	—
§Gasket, rubber, lens seating	—	571979	572087	—	571979	571979	—	—	572065	—	—
§Gasket, rubber, lower lens seating	—	—	—	—	—	—	—	—	—	—	—
§Lens, stop or stop tail	54570664	572888	572888	572578	571997	572673	54570664	54570664	572673	—	—
§Lens, tail, lower or inner	—	—	—	—	—	—	—	—	—	—	—
Bracket and spring, inner lens retaining	—	—	—	—	—	—	—	—	—	—	—
§Ring, sliding (stop tail)	—	—	—	—	—	—	—	—	—	—	—
§Ring, sliding (tail)	—	—	—	—	—	—	—	—	—	—	—
Screw, bracket fixing	—	—	—	126463	—	—	—	—	—	—	—
Washer, shakeproof	—	—	—	131023	—	—	—	—	—	—	—
Pad, seating, offside	—	—	—	572584	—	—	—	—	—	—	—
Pad, seating, nearside	—	—	—	572585	—	—	—	—	—	—	—
§Sleeve, terminal	555910	188818	188818	—	188818	555910	555910	188818	555910	188818	188818
Cover, bulb or dust	—	—	—	—	—	—	—	—	—	—	—
§Bulb holder	573251	—	—	572587	—	—	572727	572727	—	572804	572804
§Interior (tail)	—	—	—	—	—	—	—	—	—	—	—
§Interior (stop tail)	552101	552101	552101	552101	552101	552101	552101	552101	552101	552101	552101
§Bulb	381	381	380	380	380	361	380	384	380	380	380
Backshell or backplate	—	—	—	—	—	—	—	—	—	—	—
Screw, plate, body or bulb holder fixing	—	—	—	—	—	—	—	—	—	—	—
Washer, spring	—	—	—	—	—	—	—	—	—	—	—
Washer, rubber or fibre	—	—	—	—	—	—	—	—	—	523986	571758
Plate, bulb holder or retaining	—	—	—	—	—	—	—	—	—	—	—
Plate, friction	—	—	—	—	—	—	—	—	—	—	—
Ring, adaptor	—	—	—	—	—	—	—	—	—	571738	571738
Body or base	575003	—	—	—	—	—	575003	575003	—	—	—
Nut, lamp fixing	—	—	—	—	—	—	—	—	—	—	—
Screw, body or base fixing	—	—	—	—	—	—	—	—	—	—	—
§Gasket, body seating (stop tail)	—	—	—	—	—	—	—	—	—	—	—
§Gasket, body seating (tail)	—	—	—	—	—	—	—	—	—	—	—
§Grommet, rubber (stop tail)	—	526302	526302	—	526302	576401	—	—	—	—	—
§Grommet, rubber (tail)	—	—	—	—	—	—	—	—	—	—	—

STOP TAIL LAMPS

Note. For replacement lamp spare parts, see appropriate column under part number † When ordering, quote part number shown in brackets ‡ Lens and rim § Recommended spares for stock
 || Shell only ¶ Also flasher C.P.R. . . . Chromium plated rim

DETAILED SPARE PARTS

53194 — 53305

STOP TAIL LAMPS

Part No.	53194B	†53196B	†53197A	53200A	†53204B	53211H/J	53218B	†53220A	53226D	53288A	§53305B/E
Model	461	464	471	471	461	488	515	471	464E	471	542
Finish	C.P.R.	C.P.R.	C.P.R.	C.P.R.	C.P.R.	C.P.R.	—	C.P.R.	C.P.R.	C.P.R.	C.P.R.
Replaced by (see footnote)	—	(53173)	(53200)	—	(53194)	—	—	(53200)	—	—	—
§Rim or door	‡572792	573153	572224	572224	‡572792	572734	—	572224	573164	572224	‡574325
§Screw or nut, fixing	113531	572072	—	572072	113531	—	—	572072	573676	—	—
Washer, screw retaining	—	161385	—	161385	—	—	—	161385	161385	—	—
§Gasket, rubber, lens seating	—	571979	—	572225	—	—	573545	—	572087	—	574328
§Gasket, rubber, lower lens seating	—	—	—	—	—	—	—	—	—	—	—
§Lens, stop or stop tail	—	571997	572239	572239	—	54570664	573543	572239	572888	572239	574323
§Lens, tail, lower or inner	—	—	—	—	—	—	—	—	—	—	—
Bracket and spring, inner lens retaining	—	—	—	—	—	—	573555	—	—	—	—
§Ring, sliding (stop tail)	—	—	—	—	—	—	—	—	—	—	—
§Ring, sliding (tail)	—	—	—	—	—	—	—	—	—	—	—
Screw, bracket fixing	—	—	126463	126463	—	—	—	126463	—	126463	—
Washer, shakeproof	—	—	131023	131023	—	—	—	131023	—	131023	—
Pad, seating, offside	—	—	—	—	—	—	—	—	—	—	—
Pad, seating, nearside	—	—	—	—	—	—	—	—	—	—	—
§Sleeve, terminal	188818	188818	—	—	188818	555910	—	—	555910	—	555910
Cover, bulb or dust	—	—	—	—	—	—	—	—	—	—	—
§Bulb holder	572804	—	—	—	572804	572727	573557	—	—	—	—
§Interior (tail)	—	—	—	—	—	—	—	—	—	—	—
§Interior (stop tail)	552101	552101	552101	552101	552101	552101	—	552101	552101	552101	552101
§Bulb	380	380	380	380	380	380	380	380	380	380	380
Backshell or backplate	—	—	—	—	—	—	—	—	—	—	574329
Screw, plate, body or bulb holder fixing	—	—	—	—	—	—	—	—	—	—	198868
Washer, spring	—	—	—	—	—	—	—	—	—	—	188330
Washer, rubber or fibre	571758	—	—	—	523986	¶572733	—	—	—	—	—
Plate, bulb holder or retaining	—	—	—	—	—	—	—	—	—	—	—
Plate, friction	—	—	—	—	—	—	—	—	—	—	—
Ring, adaptor	571738	—	—	—	571738	—	—	—	—	—	—
Body or base	—	—	—	—	—	—	573544	—	—	—	—
Nut, backplate fixing	—	—	—	—	—	—	—	—	—	—	166019
Screw, body or base fixing	—	—	—	—	—	—	—	—	—	—	—
§Gasket, body seating (stop tail)	—	—	—	—	—	—	—	—	—	—	—
§Gasket, body seating (tail)	—	—	—	—	—	—	—	—	—	—	—
§Grommet, rubber (stop tail)	—	—	—	—	—	—	—	—	526302	—	—
§Grommet, rubber (tail)	—	—	—	—	—	—	—	—	—	—	—

Note. For replacement lamp spare parts, see appropriate column under part number † When ordering, quote part number shown in brackets ‡ Lens and rim § Recommended spares for stock
 || Shell only ¶ Ring, rubber, mounting § For illustration, see page K38 C.P.R. . . Chromium plated rim

For illustrations, see pages K28–K29

continued

K32

DETAILED SPARE PARTS

Part No.	53310D	53311D	53318A	53330D	53332B	53332D	†53350F/H	†53351F/H	†53372A	53377B
Model	546	546	471	549	551	551	549	549	538	551
Finish	C.P.R.	C.P.R.	C.P.R.	C.P.R.	C.P.R.	C.P.R.	C.P.R.	C.P.R.	C.P.R.	C.P.R.
Replaced by (see footnote)	—	—	—	—	—	—	(53838)	(53839)	(53624)	—
§Rim or door	574450	574450	572249	574636	‡574610	‡574610	574654	574655	‡574259	‡574615
§Screw or nut, fixing	—	—	572072	572289	—	—	572289	572289	—	—
Washer, screw retaining	—	—	161385	—	—	—	—	—	—	—
§Gasket, rubber, lens seating	574451	574451	572245	574634	574606	576805	574634	574634	575640	576805
§Gasket, rubber, lower lens seating	—	—	—	—	—	—	—	—	—	—
§Lens, stop or stop tail	574461	574460	572239	574635	574609	574609	574635	574635	574226	574609
§Lens, tail, lower or inner	—	—	—	—	—	—	—	—	—	—
Bracket and spring, inner lens retaining	—	—	—	—	—	—	—	—	—	—
§Ring, sliding (stop tail)	—	—	—	—	574616	574616	—	—	574255	574616
§Ring, sliding (tail)	—	—	—	—	—	—	—	—	—	—
Screw, bracket fixing	—	—	126463	—	—	—	—	—	—	—
Washer, shakeproof	188330	188330	131023	—	—	—	—	—	—	—
Pad, seating, offside	—	—	—	—	—	—	—	—	—	—
Pad, seating, nearside	—	—	—	—	—	—	—	—	—	—
§Sleeve, terminal	555910	555910	—	555910	—	555910	555910	555910	—	555910
Cover, bulb or dust	574445	574445	—	—	—	—	—	—	—	—
§Bulb holder	574456	574457	—	—	—	—	—	—	—	—
§Interior (tail)	—	—	—	—	—	—	—	—	—	—
§Interior (stop tail)	552101	552101	552101	—	573828	573828	—	—	573828	573828
§Bulb	380	380	380	380	380	380	380	380	380	380
Backshell or backplate	—	—	—	—	574608	574608	—	—	—	—
Screw, plate, body or bulb holder fixing	—	—	—	—	—	—	—	—	—	—
Washer, spring	—	—	—	—	—	—	—	—	—	—
Washer, rubber or fibre	—	—	—	—	—	—	—	—	—	—
Plate, bulb holder or retaining	—	—	—	—	—	—	—	—	—	—
Plate, friction	—	—	—	—	—	—	—	—	—	—
Ring, adaptor	—	—	—	—	—	—	—	—	—	—
Body or base	—	—	—	—	—	—	—	—	574224	574620
Nut, lamp fixing	166019	166019	—	—	—	—	—	—	—	—
Screw, body or base fixing	—	—	—	126544	—	—	—	—	—	—
§Gasket, body seating (stop tail)	—	—	—	574637	574607	574607	574890	574890	574231	574607
§Gasket, body seating (tail)	—	—	—	—	—	—	—	—	—	—
§Grommet, rubber (stop tail)	—	—	—	—	—	573825	—	—	—	—
§Grommet, rubber (tail)	—	—	—	—	—	—	—	—	—	—

STOP TAIL LAMPS

53310 — 53377

Note. For replacement lamp spare parts, see appropriate column under part number † When ordering, quote part number shown in brackets ‡ Lens and rim § Recommended spares for stock
 || Lens fixing C.P.R. . . Chromium plated rim

K33

For illustrations, see pages K28-K29

continued

DETAILED SPARE PARTS

K34

53384 — 53589

STOP TAIL LAMPS

Part No.	53384B	53405E	53444A/E	53460B	53520B/D	53564A/D	53566A	53576A	53577A	53589A/B
Model	551	518-2	572	538RR	581	594	551	549	549	597
Finish	C.P.R.	Black	C.P.R.	C.P.R.	—	C.P.R.	C.P.R.	C.P.R.	C.P.R.	C.P.R.
Replaced by (see footnote)	—	—	—	—	—	—	—	—	—	—
§Rim or door	‡574615	—	—	‡574259	—	572734	‡574615	—	—	576873
§Screw or nut, fixing	—	—	198889	—	576396	—	—	572289	572289	159751
Washer, screw retaining	—	—	—	—	161385	—	—	—	—	161385
§Gasket, rubber, lens seating	576805	—	575765	575640	—	—	576805	574634	574634	575640
§Gasket, rubber, lower lens seating	—	—	575766	—	—	—	—	—	—	576805
§Lens, stop or stop tail	574609	—	54570777	574226	54570677	576109	574609	574635	574635	574609
§Lens, tail, lower or inner	—	—	575763	—	—	—	—	—	—	574226
Bracket and spring, inner lens retaining	—	—	—	—	—	—	—	—	—	—
§Ring, sliding (stop tail)	574616	—	—	574255	—	—	574616	—	—	574616
§Ring, sliding (tail)	—	—	—	—	—	—	—	—	—	574255
Screw, bracket fixing	—	—	—	—	—	—	—	—	—	—
Washer, shakeproof	—	188304	188330	—	—	—	—	—	—	—
Pad, seating, offside	—	—	—	—	—	—	—	—	—	¶576870
Pad, seating, nearside	—	—	—	—	—	—	—	—	—	—
§Sleeve, terminal	555910	188818	555910	—	555910	555910	555910	555910	555910	188818
Cover, bulb or dust	—	—	—	—	—	—	—	—	—	—
§Bulb holder	—	—	—	—	—	576985	—	—	—	576634
§Interior (tail)	—	—	—	—	—	—	—	—	—	553780
§Interior (stop tail)	573828	573828	552101	573828	552101	552101	573828	—	—	573832
§Bulb	380	380	380	380	380	380	380	380	380	382 §989
Backshell or backplate	—	526371	—	—	—	—	—	—	—	—
Screw, plate, body or bulb holder fixing	—	142784	—	—	—	—	—	—	—	186137
Washer, spring	—	—	—	—	—	—	—	—	—	—
Washer, rubber or fibre	—	—	—	—	161732	—	—	—	—	—
Plate, bulb holder or retaining	—	526457	—	—	—	—	—	—	—	—
Plate, friction	—	526458	—	—	—	—	—	—	—	—
Ring, adaptor	—	—	—	—	—	—	—	—	—	—
Body or base	574608	**526537	575770	—	576391	576105	574608	576725	576724	576875
Nut, lamp fixing	—	—	166019	—	††169706	—	—	—	—	—
Screw, body or base fixing	—	—	—	—	—	—	—	—	—	126643
§Gasket, body seating (stop tail)	574607	526530	575769	574231	576390	—	574607	576731	576730	574607
§Gasket, body seating (tail)	—	—	—	—	—	—	—	—	—	574231
§Grommet, rubber (stop tail)	—	—	—	—	—	—	—	—	—	—
§Grommet, rubber (tail)	—	—	—	—	—	—	—	—	—	—

Note. For replacement lamp spare parts, see appropriate column under part number ‡ Lens and rim § Recommended spares for stock ¶ Lens fixing ¶ Gasket, rim seating § Tail
 ** Incorporates lens †† Nut, lens fixing screw C.P.R. . . Chromium plated rim

For illustrations, see pages K28-K29

continued

DETAILED SPARE PARTS

Part No.	53589E/F	†53592A/J	†53592K	†53592M	53594A	53599E/F	53608A/B	53624A	†53642B/D	53670A
Model	597	597	597	597	ST54	601	518-2	538	606	597
Finish	C.P.R.	C.P.R.	C.P.R.	C.P.R.	C.P.R.	—	Black	C.P.R.	C.P.R.	C.P.R.
Replaced by (see footnote)	—	(53670)	(53670)	(53670)	—	—	—	—	(53702)	—
§Rim or door	576873	576873	577281	577281	525365	—	—	‡574259	—	577281
§Screw or nut, fixing	54110191	159751	123471	123471	—	105891	—	—	106351	123471
Washer, screw retaining	161385	161385	161385	161385	—	161385	—	—	161385	161385
§Gasket, rubber, lens seating	575640	575640	575640	575640	523324	576252	—	575640	577256	575640
§Gasket, rubber, lower lens seating	576805	576805	576805	576805	—	—	—	—	—	576805
§Lens, stop or stop tail	574609	574609	574609	574609	571717	576255	—	574226	577259	574609
§Lens, tail, lower or inner	574226	574226	574226	574226	—	—	—	—	—	574226
Bracket and spring, inner lens retaining	—	—	—	—	—	—	—	—	—	—
§Ring, sliding (stop tail)	574616	574616	574616	574616	—	—	—	574255	—	574616
§Ring, sliding (tail)	574255	574255	574255	574255	—	—	—	—	—	574255
Screw, bracket fixing	—	—	—	—	—	¶159891	—	—	—	—
Washer, shakeproof	—	—	—	—	—	—	188304	—	—	—
Pad, seating, offside	§576870	§576870	§576870	—	—	—	—	—	—	—
Pad, seating, nearside	—	—	—	—	—	—	—	—	—	—
§Sleeve, terminal	555910	188818	555910	555910	—	—	188818	—	555910	555910
Cover, bulb or dust	—	—	—	—	—	—	—	—	—	—
§Bulb holder	576634	576634	576634	576634	—	—	—	—	—	576634
§Interior (tail)	553780	553780	553780	553780	—	—	—	—	—	553780
§Interior (stop tail)	573832	573832	573832	573832	—	573828	573828	573828	573828	573832
§Bulb	382 **989	382 **989	382 **989	382 **989	382 **207	380	380	380	380	382 **989
Backshell or backplate	—	—	—	—	—	—	526371	—	—	—
Screw, plate, body or bulb holder fixing	186137	—	—	—	—	—	142784	—	—	—
Washer, spring	—	—	—	—	—	—	—	—	—	—
Washer, rubber or fibre	—	—	—	—	—	—	—	—	161727	—
Plate, bulb holder or retaining	—	—	—	—	—	—	526457	—	—	—
Plate, friction	—	—	—	—	—	—	526458	—	—	—
Ring, adaptor	—	—	—	—	—	—	—	—	—	—
Body or base	576875	576875	576875	576875	—	—	526602	574224	—	576875
Nut, lamp fixing	—	—	—	—	—	—	—	—	—	—
Screw, body or base fixing	—	—	—	—	—	—	—	—	—	—
§Gasket, body seating (stop tail)	574607	574607	—	574607	—	—	526530	574231	—	—
§Gasket, body seating (tail)	574231	574231	—	574231	—	—	—	—	—	—
§Grommet, rubber (stop tail)	573825	—	573825	573825	—	576401	—	576401	577266	573825
§Grommet, rubber (tail)	574049	—	574049	574049	—	—	—	—	—	574049

STOP TAIL LAMPS

53589 — 53670

Note. For replacement lamp spare parts, see appropriate column under part number † When ordering, quote part number shown in brackets ‡ Lens and rim § Recommended spares for stock
 || Lens fixing ¶ Lens fixing, long § Gasket, rim seating ** Tail C.P.R. . . Chromium plated rim

DETAILED SPARE PARTS

K36

53693 — 53906


STOP TAIL LAMPS

Part No.	53693A/D	53702A/D	53783B/E	53818A/B	53819A	53838A	53839A	†53840A	53875A	53906A
Model	601	606	581	538	551	549	549	538	551	488
Finish	—	C.P.R.	—	—	C.P.R.	C.P.R.	C.P.R.	C.P.R.	C.P.R.	C.P.R.
Replaced by (see footnote)	—	—	—	—	—	—	—	(53624)	—	—
§Rim or door	—	—	—	—	‡574615	574654	574655	‡574259	‡574615	572734
§Screw or nut, fixing	105891	106351	576396	—	—	572289	572289	—	—	—
Washer, screw retaining	161385	161385	161385	—	—	—	—	—	—	—
§Gasket, rubber, lens seating	576252	577256	576390	575640	576805	574634	574634	575640	576805	—
§Gasket, rubber, lower lens seating	—	—	—	—	—	—	—	—	—	—
§Lens, stop or stop tail	577449	577259	54570677	574226	574609	574635	574635	574226	574609	54570664
§Lens, tail, lower or inner	577443	—	—	—	—	—	—	—	—	—
Bracket and spring, inner lens retaining	577446	—	—	—	—	—	—	—	—	—
§Ring, sliding (stop tail)	—	—	—	574255	574616	—	—	574255	574616	—
§Ring, sliding (tail)	—	—	—	—	—	—	—	—	—	—
Screw, bracket fixing	¶159891	—	—	—	—	—	—	—	—	—
Washer, shakeproof	—	—	—	—	—	—	—	—	—	—
Pad, seating, offside	—	—	—	—	—	—	—	—	—	—
Pad, seating, nearside	—	—	—	—	—	—	—	—	—	—
§Sleeve, terminal	—	555910	555910	—	555910	555910	555910	—	555910	555910
Cover, bulb or dust	—	—	—	—	—	—	—	—	—	—
§Bulb holder	—	—	—	—	—	—	—	—	—	572727
§Interior (tail)	—	—	—	—	—	—	—	—	—	—
§Interior (stop tail)	573828	573828	573828	573828	573828	—	—	573828	573828	552101
§Bulb	380	380	380	380	380	380	380	380	380	384
Backshell or backplate	—	—	—	—	574620	—	—	—	54571665	—
Screw, plate, body or bulb holder fixing	—	—	—	—	—	—	—	—	—	—
Washer, spring	—	—	—	—	—	—	—	—	—	—
Washer, rubber or fibre	—	161727	161732	—	—	—	—	—	—	—
Plate, bulb holder or retaining	—	—	—	—	—	—	—	—	—	—
Plate, friction	—	—	—	—	—	—	—	—	—	—
Ring, adaptor	—	—	—	—	—	—	—	—	—	—
Body or base	—	—	54570442	574224	—	—	—	576356	—	575003
Nut, lamp fixing	—	—	§169706	—	—	—	—	—	—	—
Screw, body or base fixing	—	—	—	—	—	—	—	—	—	—
§Gasket, body seating (stop tail)	—	—	—	574231	576407	54571147	54571147	574231	574607	—
§Gasket, body seating (tail)	—	—	—	—	—	—	—	—	—	—
§Grommet, rubber (stop tail)	576401	577266	576401	—	—	—	—	—	—	—
§Grommet, rubber (tail)	—	—	—	—	—	—	—	—	—	—

Note. For replacement lamp spare parts, see appropriate column under part number † When ordering, quote part number shown in brackets ‡ Lens and rim § Recommended spares for stock
 || Lens fixing ¶ Lens fixing, long § Nut, lens fixing screw C.P.R. . . Chromium plated rim


For illustrations, see pages K28-K29

STOP TAIL AND FLASHER LAMPS



For detailed spare parts, see pages K40-K46

STOP TAIL AND FLASHER LAMPS



For detailed spare parts, see pages K40-K46



STOP TAIL AND FLASHER LAMPS

DETAILED SPARE PARTS

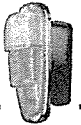
Part No.	†53145B	†53146D	53153E	53174B/E	†53176B	53178A/J	53183B	53199B	53227A
Model	464	464	464	464	464	488	464	464	464
Finish	C.P.R.	C.P.R.	C.P.R.	C.P.R.	C.P.R.	C.P.R.	C.P.R.	C.P.R.	C.P.R.
Replaced by (see footnote)	(53183)	(53183)	—	—	(53183)	—	—	—	—
(1) §Rim	573153	573153	573153	573153	573153	572734	573153	573153	573163
(2) Screw or nut, rim fixing	572072	572072	572072	572072	572072	—	572072	572072	572072
(3) Washer, retaining	161385	161385	161385	161385	161385	—	161385	161385	161385
(4) §Lens	572672	572672	572876	572673	572672	54570664	572672	572876	572672
(5) Screw, strap or lens fixing	—	—	—	—	—	—	—	—	—
(6) §Ring, sliding	—	—	—	—	—	—	—	—	—
(7) §Gasket, lens or rim seating	571979	571979	571979	571979	571979	—	571979	571979	572071
(8) Bracket, bulb holder	—	—	—	—	—	—	—	—	—
(9) §Bulb holder (stop tail)	—	—	—	—	—	572727	—	—	—
(10) §Bulb holder (flasher)	—	—	—	—	—	—	—	—	—
(11) §Interior (stop tail)	552101	552101	552101	552101	552101	552101	552101	552101	552101
(12) §Interior (flasher)	552103	552103	552103	—	552103	—	552103	—	552103
(13) §Bulb (stop tail)	381	381	381	361	380	380	380	380	380
(14) §Bulb (flasher)	382	382	382	—	382	—	382	—	382
(15) §Gasket, body seating	—	—	—	—	—	—	—	—	—
(16) §Sleeve, terminal	188818	188818	188818	555910	188818	555910	188818	188818	188818
(17) §Screw, stop tail bulb holder fixing	—	—	—	—	—	—	—	572872	—
(18) Base or body	—	—	—	—	—	575003	—	—	—
(19) Plate, bulb holder or backplate	—	—	573139	—	—	—	—	573152	—
(20) Screw, plate fixing, or nut	—	—	572872	—	—	—	—	—	—
(21) Nut or screw, lamp or base fixing	—	—	—	—	—	—	—	—	—
(22) Washer, locking	—	—	—	—	—	—	—	—	—
(23) §Grommet, cable entry	526302	—	—	576401	—	—	526302	—	526302

Part No.	†53351F/H	53356H/J	†53372A	**53377B	53381D/H	53382D/H	53407E/H	53410B	53444A/E
Model	549	558	538	551	549	549	570	571	572
Finish	C.P.R.	C.P.R.	C.P.R.	C.P.R.	C.P.R.	C.P.R.	C.P.R.	C.P.R.	C.P.R.
Replaced by (see footnote)	(53839)	—	(53624)	—	—	—	—	—	—
(1) §Rim	574655	574874	‡574259	‡574615	574667	574668	575365	575452	—
(2) Screw or nut, rim fixing	—	572072	—	—	—	—	186136	—	—
(3) Screw, rim fixing, long	—	—	—	—	—	—	—	—	—
(4) Washer, retaining	—	—	—	—	—	—	—	—	—
(5) §Lens	574635	575581	574226	574609	574635	574635	—	575449	—
(6) §Lens, stop tail or outer	—	—	—	—	—	—	54570762	—	54570777
(7) §Lens, flasher, inner or reverse	—	—	—	—	—	—	575364	—	575763
(8) Strap, lens or reflex retaining	—	—	—	—	—	—	—	—	—
(9) Screw, strap or lens fixing	572289	—	—	—	572289	572289	—	572072	198889
(10) §Ring, sliding	—	—	574255	574616	—	—	—	—	—
(11) §Gasket, lens or rim seating	574634	574884	575640	576805	574634	574634	575368	575451	575765
(12) Bracket, bulb holder	—	574886	—	—	—	—	‡575370	—	‡575766
(13) §Bulb holder (stop tail)	—	—	—	—	—	—	555384	—	—
(14) §Bulb holder (flasher or reverse)	—	—	—	—	—	—	556284	—	—
(15) §Interior (stop tail)	—	552101	573828	573828	—	—	552101	552101	552101
(16) §Interior (flasher or reverse)	—	552103	—	—	—	—	552103	—	—
(17) §Bulb (stop tail)	380	380	380	380	380	380	380	380	380
(18) §Bulb (flasher or reverse)	—	382	—	—	—	—	382	—	—
(19) §Gasket, body seating	574890	—	574231	—	574901	574901	575369	575450	575769
(20) §Sleeve, terminal	555910	555910	—	555910	555910	555910	555910	555910	555910
(21) Plate, steel, masking	—	574889	—	—	—	—	—	—	—
(22) §Seal, rubber, masking	—	575580	—	—	—	—	—	—	—
(23) Cover, rear	—	574885	—	—	—	—	—	—	—
(24) §Reflex reflector	—	—	—	—	—	—	—	—	—
(25) §Screw, stop tail bulb holder fixing	—	—	—	—	—	—	—	—	—
(26) Washer, shakeproof, fixing screw	—	—	—	—	—	—	—	—	—
(27) §Gasket, stop tail bulb holder seating	—	—	—	—	—	—	—	—	—
(28) Base or body	—	—	574224	574607	—	—	—	575446	575770
(29) Plate, bulb holder or backplate	—	—	—	574620	—	—	—	—	—
(30) Screw, plate fixing, or nut	—	—	—	—	—	—	—	—	—
(31) Washer, screw retaining	—	—	—	—	—	—	—	—	—
(32) Screw, lens mounting	—	—	—	—	—	—	—	—	—
(33) §Gasket, lens wall	—	—	—	—	—	—	—	—	—
(34) Screw, lamp or base fixing	—	—	—	—	147924	147924	—	—	—
(35) Nut, lamp or base fixing	—	—	—	—	—	—	—	—	166019
(36) Washer, locking	—	—	—	—	§505652	§505652	—	—	188330
(37) §Grommet, cable entry	—	—	—	—	—	—	—	572039	—
(38) Washer, cable grip	—	—	—	—	—	—	—	—	—

For illustrations, see pages K37-K39

Note. For replacement lamp spare parts, see appropriate column under part number † When ordering, quote part number shown in brackets ‡ With lens
 § Recommended spares for stock ¶ Outer lens seating † Lower lens seating § Ring, retaining ** For illustrations, see page K52
 C.P.R. . . . Chromium plated rim

STOP TAIL AND FLASHER LAMPS




DETAILED SPARE PARTS

	53280B/L 523 Silver rim —	†53298A 538 C.P.R. (53624)	53306A 461-1 C.P.R. —	53312D 546 C.P.R. —	53313D 546 C.P.R. —	53330D 549 C.P.R. —	53339E/K 553 Chromium —	53340E/F 549 C.P.R. —	53340H 549 C.P.R. —	53341E/F 549 C.P.R. —	53341H 549 C.P.R. —	†53350F/H 549 C.P.R. (53838)
574072	—	‡574259	‡572807 116141	574450	574450	574636	—	574644	574644	574645	574645	574654 (1)
—	—	—	—	—	—	—	—	—	—	—	—	— (2)
161385	161385	—	—	—	—	—	—	—	—	—	—	— (3)
574069	574226	—	—	‡574461	‡574460	574635	574720	574635	574635	574635	574635	574635 (4)
574064	—	—	—	—	—	572289	198889	572289	572289	572289	572289	572289 (5)
—	574255	—	—	—	—	—	—	—	—	—	—	— (6)
574065	575640	—	—	574451	574451	574634	574722	574634	574634	574634	574634	574634 (7)
—	—	—	—	574456	574457	—	—	—	—	—	—	— (8)
—	—	—	‡572804	—	—	—	574726	—	—	—	—	— (9)
—	—	—	—	—	—	—	574725	—	—	—	—	— (10)
573828	573828	552101	552101	552101	552101	—	552101	—	—	—	—	— (11)
573832	—	—	—	552103	552103	—	552103	—	—	—	—	— (12)
380	380	380	380	380	380	380	380	380	380	380	380	380 (13)
382	—	—	—	382	382	—	382	—	—	—	—	— (14)
—	574231	571758	—	—	—	574637	574721	574646	574646	574646	574646	574890 (15)
555910	—	188818	555910	555910	555910	555910	555910	555910	555910	555910	555910	555910 (16)
—	—	‡571738	—	—	—	—	‡571738	—	—	—	—	— (17)
574075	574224	—	—	—	—	—	—	—	—	—	—	— (18)
—	—	—	—	—	—	—	—	—	—	—	—	— (19)
—	—	—	—	—	—	—	—	—	—	—	—	— (20)
—	—	—	—	—	—	126544	—	147924	147884	147924	147884	— (21)
—	—	—	—	166019	166019	—	166019	—	—	—	—	— (22)
573825	—	—	—	188330	188330	—	188330	**505652	**505652	**505652	**505652	— (23)

	53464A 548 C.P.R. —	53465B/E 572 C.P.R. —	†53479A/D 558 C.P.R. (53356)	53489A 583 C.P.R. —	53495B 553 Chromium —	53516D 553 Chromium —	53522D 553 Chromium —	53527A/B 548 C.P.R. —	53539A/D 572 Chromium —	53540A/D 572 Chromium —	53541B/E 523 — —	53547A/B 587 C.P.R. —
574560	—	—	574874	576183	—	—	—	574560	—	—	—	576277 (1)
113061	—	—	121501	572289	—	—	—	113061	—	—	—	156726 (2)
574558	—	—	—	—	—	—	—	574558	—	—	—	— (3)
161385	—	—	161385	—	—	—	—	161385	—	—	161385	188330 (4)
574546	—	—	575581	575473	574720	574946	574945	—	—	—	574069	— (5)
—	54570777	—	—	—	—	—	—	54571072	576588	576588	—	576267 (6)
574547	575760	—	—	576184	—	—	—	54571070	576586	576586	—	576268 (7)
—	—	—	—	—	—	—	—	—	—	—	—	576273 (8)
—	198889	—	—	—	198889	198889	198889	—	198924	198924	574064	198917 (9)
—	—	—	—	574616	—	—	—	—	—	—	—	— (10)
574548	575765	574884	—	†574065	574722	574722	574722	574548	576582	576582	574065	576265 (11)
°574549	°575766	—	—	‡576189	—	—	—	—	—	—	—	— (12)
—	—	574886	—	575471	—	—	—	—	—	—	—	— (13)
—	—	—	—	—	574726	574726	574726	574566	—	—	—	‡555925 (14)
574559	556284	—	—	—	574725	574725	574725	—	—	—	—	‡556284 (14)
573828	552101	552101	573828	552101	552101	552101	573828	573828	573828	573828	573828	573828 (15)
573832	552103	552103	573832	552103	552103	552103	573832	573832	573832	573832	573832	573832 (16)
380	380	380	380	380	380	380	380	380	380	380	380	380 (17)
382	382	382	382	382	382	382	382	382	382	382	382	382 (18)
°°574554	575769	—	—	574607	574721	574721	574721	574550	575769	575769	—	576266 (19)
188818	555910	555910	555910	555910	555910	555910	555910	188818	—	—	555910	555909 (20)
—	—	574889	—	—	—	—	—	—	—	—	—	— (21)
—	—	575580	—	—	—	—	—	—	—	—	—	— (22)
—	—	574885	—	—	—	—	—	—	—	—	—	— (23)
—	—	—	—	—	—	—	—	—	—	—	—	— (24)
574552	—	—	—	—	‡571738	‡571738	‡571738	608610	—	—	—	— (25)
—	—	—	—	—	—	—	—	132464	—	—	—	— (26)
—	—	—	—	—	—	—	—	188412	—	—	—	— (27)
—	—	—	—	—	—	—	—	574554	—	—	—	— (28)
574550	576598	—	—	—	—	—	—	—	576583	576593	574075	— (29)
—	—	—	576188	—	—	—	—	—	576596	576596	—	— (30)
—	—	—	—	—	—	—	—	—	577310	577310	—	— (31)
—	—	—	—	—	—	—	—	—	161385	161385	—	— (32)
—	—	—	—	—	—	—	—	—	—	—	—	— (33)
—	—	—	—	—	—	—	—	—	—	—	—	— (34)
132464	—	—	—	‡574606	—	—	—	‡574549	—	—	—	— (35)
—	—	—	186137	—	—	—	—	—	—	—	—	— (36)
—	166019	—	—	—	166019	166019	166019	—	166019	166019	—	— (37)
188412	188330	—	—	—	188330	188330	188330	—	188330	188330	—	— (38)
—	—	—	—	573825	—	—	—	—	199001	199001	573825	573825 (37)
—	—	—	—	—	—	—	—	—	‡554925	‡554925	—	— (38)
—	—	—	—	—	—	—	—	—	516285	516285	—	— (38)

For illustrations, see pages K37-K39

† When ordering, quote part number shown in brackets ‡ With lens †† Includes dust cover 574445 ‡ Shell only § Ring, bulb holder shell fixing continued
 ° Lower lens seating ** Ring, securing, body fixing screw ††† Lens seating ††† Rim seating §§ Retainer, wire ‡‡ Stop tail lens §§ Double
 °° Gasket reverse bulb holder C.P.R. .. Chromium plated rim



STOP TAIL AND FLASHER LAMPS

DETAILED SPARE PARTS


Part No.	53547D/H	53553B/D	53554B/D	**53564D	53565D/F	53576A	53577A	53579B/E
Model	587	589	589	594	593	549	549	593
Finish	C.P.R.	—	—	C.P.R.	Chromium	Chromium	Chromium	Chromium
Replaced by (see footnote)	—	—	—	—	—	—	—	—
(1) §Rim	576277	—	—	572734	—	—	—	—
(2) Screw or nut, rim fixing	156726	—	—	—	—	—	—	—
(3) Washer, retaining	188330	—	—	—	—	—	—	—
(4) §Lens	—	576934	576933	576109	54570766	574635	574635	54570767
(5) §Lens, stop tail or outer	576267	—	—	—	54570085	—	—	54570085
(6) §Lens, flasher or inner	576268	—	—	—	576955	—	—	576956
(7) Strap, lens or reflex retaining	576273	—	—	—	—	—	—	—
(8) Screw, strap or lens fixing	198903	—	—	—	198929	572289	572289	198929
(9) §Ring, sliding	—	—	—	—	—	—	—	—
(10) §Gasket, lens or rim seating	576265	576936	576936	—	576777	574634	574634	576777
(11) Bezel, lens fixing	—	576941	576941	—	—	—	—	—
(12) Bracket, bulb holder	—	—	—	—	—	—	—	—
(13) §Bulb holder (stop tail)	54570089	576937	576937	576985	555384	—	—	555384
(14) §Bulb holder (flasher)	54570088	576938	576938	—	556284	—	—	556284
(15) §Interior (stop tail)	573828	573828	573828	552101	552101	—	—	552101
(16) §Interior (flasher)	573832	573832	573832	—	552103	—	—	552103
(17) §Bulb (stop tail)	380	380	380	380	380	380	380	380
(18) §Bulb (flasher)	382	382	382	—	382	—	—	382
(19) §Gasket, body seating	576266	—	—	—	576776	576731	576730	576776
(20) §Sleeve, terminal	555909	—	—	555910	—	555910	555910	—
(21) Plate, steel, masking	—	—	—	—	—	—	—	—
(22) §Seal, rubber, masking	—	—	—	—	—	—	—	—
(23) Base or body	—	—	—	576105	576775	576725	576724	576775
(24) Plate, bulb holder or backplate	—	—	—	—	—	—	—	—
(25) Screw, fixing, plate or nut	—	—	—	—	—	—	—	—
(26) Washer, retaining screw	—	—	—	—	—	—	—	—
(27) Shield, light	—	576935	576935	—	576958	—	—	576958
(28) Plate, lens mounting	—	—	—	—	—	—	—	—
(29) Screw, lamp or base fixing	—	—	—	—	—	—	—	—
(30) Nut, lamp or base fixing	—	—	—	—	156726	—	—	156726
(31) Washer, locking	—	—	—	—	188330	—	—	188330
(32) §Grommet, cable entry	573825	—	—	—	576401	—	—	576401
(33) Washer, cable grip	—	—	—	—	—	—	—	—

Part No.	53660A	53663A	53664A	53665A	53666A	53685A/B	53689A/B	53694B/D
Model	558	596	596	596	596	572	548	600
Finish	C.P.R.	C.P.R.	C.P.R.	C.P.R.	C.P.R.	Chromium	C.P.R.	C.P.R.
Replaced by (see footnote)	—	—	—	—	—	—	—	—
(1) §Rim	574874	577601	577116	577601	577116	—	574560	577151
(2) Screw or nut, rim fixing	572072	186130	186130	186130	186130	—	113061	—
(3) Screw, rim fixing, long	—	—	—	—	—	—	574558	—
(4) Washer, retaining	—	—	—	—	—	—	161385	161385
(5) Bracket, retaining	—	—	—	—	—	—	—	—
(6) §Lens	575584	576337	576337	576338	576338	—	—	577156
(7) §Lens, stop tail or outer	—	—	—	—	—	54570777	54571072	—
(8) §Lens, flasher or inner	—	—	—	—	—	575763	54571071	—
(9) Strap, lens or reflex retaining	—	576334	576334	576334	576334	—	—	—
(10) Screw, strap or lens fixing	—	—	—	—	—	198889	—	106501
(11) Clip, lens joint	—	—	—	—	—	—	—	—
(12) §Gasket, lens or rim seating	574884	576335	576335	576335	576335	575765	574549	577152
						575766	574548	
(13) Bracket, bulb holder	574886	—	—	—	—	—	—	—
(14) §Bulb holder (stop tail)	—	—	—	—	—	—	574566	—
(15) §Bulb holder (flasher)	—	—	—	—	—	—	—	—
(16) §Interior (stop tail)	552101	573828	573828	573828	573828	552101	573828	552101
(17) §Interior (flasher)	552103	573832	573832	573832	573832	—	573832	552103
(18) §Bulb (stop tail)	380	380	380	380	380	380	380	380
(19) §Bulb (flasher)	382	382	382	382	382	382	382	382
(20) §Gasket, body seating	—	577602	577118	577602	577118	577311	574550	577146
(21) §Sleeve, terminal	555910	—	—	—	—	555910	188818	555910
(22) Plate, steel, masking	574889	—	—	—	—	—	—	—
(23) §Seal, rubber, masking	575580	—	—	—	—	—	—	—
(24) §Reflex reflector	—	—	—	—	—	—	608610	—
(25) Washer, rubber, reflex reflector seating	—	—	—	—	—	—	—	—
(26) §Screw, stop tail bulb holder fixing	—	—	—	—	—	—	132464	—
(27) Washer, shakeproof, fixing screw	—	—	—	—	—	—	188412	—
(28) §Gasket, stop tail bulb holder seating	—	—	—	—	—	—	574554	—
(29) Bracket, mounting, reflex reflector	—	—	—	—	—	—	—	—
(30) Cover, reflex	—	—	—	—	—	—	—	—
(31) Base or body	574885	—	—	—	—	575770	—	—
(32) Plate, bulb holder or backplate	—	—	—	—	—	—	—	—
(33) Screw, fixing, plate or nut	—	—	—	—	—	—	—	—
(34) Washer, retaining screw	—	—	—	—	—	—	—	—
(35) Shield, light	—	—	—	—	—	—	—	—
(36) Screw, lens mounting	—	—	—	—	—	—	—	—
(37) Plate, lens mounting	—	577605	577605	577605	577605	—	—	—
(38) §Screw, separator fixing	—	—	—	—	—	—	—	—
(39) Separator, upper	—	—	—	—	—	—	—	—
(40) Separator, lower	—	—	—	—	—	—	—	—
(41) §Plinth	—	—	—	—	—	—	—	—
(42) Screw, top fixing	—	—	—	—	—	—	—	—
(43) Bracket, lamp fixing	—	—	—	—	—	—	—	—
(44) Screw, lamp or base fixing	—	166019	166019	166019	166019	—	—	—
(45) Nut, lamp or base fixing	—	575623	575623	575623	575623	166019	—	—
		577105	577105	577105	577105	—	—	—
(46) Washer, locking	—	188330	188330	188330	188330	188330	—	—
(47) §Grommet, cable entry	—	859341	859341	859341	859341	—	—	—
(48) Washer, cable grip	—	576401	576401	576401	576401	—	—	—

For illustrations, see pages K37-K39

Note. For replacement lamp spare parts, see appropriate column under part number
 † Nut, locking § Grommet, double ** For illustrations, see page K52 ‡ Lower lens seating § Recommended spares for stock
 C.P.R. . . Chromium plated rim

STOP TAIL AND FLASHER LAMPS



DETAILED SPARE PARTS

53586A/B 596 C.P.R.	53587A/B 596 C.P.R.	53596B/D 600 C.P.R.	53624A 538 C.P.R.	53634A 558 C.P.R.	53639A/B 570 C.P.R.	53640A/D 572 Chromium	53643A 587 C.P.R.	53643B/E 587 C.P.R.	†53648A/F 572 Chromium (53540)
576342	576342	577151	‡574259	574874	575365	—	576277	576277	— (1)
—	—	161385	—	121501	186136	—	156726	156726	— (2)
—	—	577153	—	—	—	—	188330	188330	— (3)
576337	576338	—	574226	575584	—	—	—	—	— (4)
—	—	—	—	—	54570762	576588	576267	576267	576588 (5)
—	—	—	—	—	575364	576586	576278	576278	576586 (6)
576334	576334	—	—	—	—	—	576273	576273	— (7)
—	—	106501	—	—	—	198924	198917	198917	198924 (8)
—	—	—	574255	—	—	—	—	—	— (9)
576335	576335	577152	575640	574884	575368	576582	576265	576265	576582 (10)
—	—	—	—	—	575370	—	—	—	— (11)
—	—	—	—	574886	—	—	—	—	— (12)
—	—	—	—	—	—	—	555925	555925	— (13)
—	—	—	—	—	—	—	556284	556284	— (14)
—	—	—	—	—	—	—	54570088	54570088	— (15)
573828	573828	552101	573828	552101	552101	573828	573828	573828	573828 (16)
573832	573832	552103	—	552103	552103	573832	573832	573832	573832 (17)
380	380	380	380	380	380	380	380	380	380 (18)
382	382	382	382	382	382	382	382	382	382 (19)
577103	577103	577146	574231	—	575369	577311	576266	576266	575769 (20)
—	—	555910	—	555910	555910	—	555909	555909	— (21)
—	—	—	—	—	—	—	—	—	— (22)
—	—	—	574224	574889	—	—	—	—	— (23)
—	—	—	—	575880	—	—	—	—	— (24)
—	—	—	—	574885	—	—	—	—	— (25)
—	—	—	—	—	—	576593	—	—	576593 (26)
—	—	—	—	—	—	576596	—	—	576596 (27)
—	—	—	—	—	—	577310	—	—	577310 (28)
—	—	—	—	—	—	161385	—	—	161385 (29)
—	—	—	—	—	—	—	—	—	— (30)
576343	576343	—	—	—	—	—	—	—	— (31)
§166019	§166019	—	—	—	—	—	—	—	— (32)
575623	575623	—	—	—	—	166019	—	—	166019 (33)
577105	577105	—	—	—	—	—	—	—	— (34)
188330	188330	—	—	—	—	—	—	—	— (35)
859341	859341	—	576401	—	—	188330	—	—	188330 (36)
**576401	**576401	—	—	—	—	199001	573825	573825	199001 (37)
—	—	—	—	—	—	516285	—	—	516285 (38)
—	—	—	—	—	—	††554925	—	—	††554925 (39)

53695A/B 572 Chromium	53703A/D 616 C.P.R.	53704A/D 616 C.P.R.	53710A/B 570 C.P.R.	53711A/H 620 C.P.R.	53712B/D 621 Chromium	53713B/D 621 Chromium	†53715A/B 572 Chromium (53539)	53726A/B 627 Chromium	53727A/B 627 Chromium	53728A 627 Chromium
—	—	—	575365	54570221	—	—	—	—	—	— (1)
—	—	—	186136	113531	—	—	—	—	—	— (2)
—	—	—	—	—	—	—	—	—	—	— (3)
—	—	—	—	161385	—	—	—	—	—	— (4)
—	—	—	—	577731	—	—	—	—	—	— (5)
—	—	—	—	—	—	—	—	—	—	— (6)
54570777	54570081	54570081	54570762	577729	54570150	54570150	576588	54570229	54570229	54570229 (7)
575760	54570076	54570082	54570118	577728	54570099	54570251	576586	54570227	54570227	54570227 (8)
—	—	—	—	577730	—	—	—	—	—	— (9)
198889	198924	198924	—	186134	198924	198924	198924	54110161	54110161	54110161 (10)
—	—	—	—	—	—	—	—	54570230	54570230	54570230 (11)
575765	54570079	54570079	575368	††577726	54570102	54570102	576582	54570233	54570233	54570233 (12)
††575766	—	—	575370	577725	—	—	—	—	—	— (13)
—	—	—	—	—	—	—	—	—	—	— (14)
556284	54571314	54571314	555384	—	54571314	54571314	—	—	—	— (15)
—	54571313	54571313	556284	—	54571313	54571313	—	—	—	— (16)
552101	573828	573828	552101	573828	573828	573828	573828	573828	573828	573828 (17)
552103	573832	574832	552103	573832	573832	573832	573832	573832	573832	573832 (18)
380	380	380	380	380	380	380	380	380	380	380 (19)
382	382	382	382	382	382	382	382	382	382	382 (20)
575769	§§54570505	§§54570505	575369	577724	54570104	54570104	575769	54572361	54572361	54570301 (21)
—	54570506	54570506	—	—	—	—	—	—	—	— (22)
555910	—	—	555910	555910	—	—	—	—	—	— (23)
—	—	—	—	—	—	—	—	—	—	— (24)
—	—	—	—	577737	—	—	—	574914	574914	574914 (25)
—	—	—	—	—	—	—	—	574916	574916	574916 (26)
—	—	—	—	—	—	—	—	§§133226	§§133226	§§186136 (27)
—	—	—	—	—	—	—	—	§§188412	§§188412	§§188412 (28)
—	—	—	—	—	—	—	—	—	—	— (29)
—	—	—	—	577733	—	—	—	54570236	54570236	54570236 (30)
575770	54570075	54570075	—	—	54570252	54570252	576583	—	—	— (31)
—	—	—	—	—	—	—	576596	—	—	— (32)
—	—	—	—	—	—	—	577310	—	—	— (33)
—	—	—	—	—	—	—	161385	—	—	— (34)
—	—	—	—	—	—	—	—	—	—	— (35)
—	—	—	—	—	—	—	—	54570231	54570231	54570231 (36)
—	—	—	—	—	—	—	—	54120034	54120034	54120034 (37)
—	—	—	—	—	—	—	—	54570296	54570296	54570296 (38)
—	—	—	—	—	198924	198924	—	—	—	— (39)
—	—	—	—	—	54570105	54570105	—	—	—	— (40)
—	—	—	—	—	54570106	54570106	—	—	—	— (41)
—	—	—	—	—	—	—	—	—	—	— (42)
—	—	—	—	—	—	—	—	54570291	54570292	54570299 (43)
—	—	—	—	—	—	—	—	147806	147806	147806 (44)
—	—	—	—	—	—	—	—	54570293	54570555	54570293 (45)
166019	—	—	—	—	—	—	—	192256	192256	120376 (46)
188330	—	—	—	—	—	—	—	—	—	— (47)
—	573825	573825	—	576401	—	—	—	—	—	— (48)
—	—	—	—	—	—	—	—	—	—	— (49)
—	—	—	—	—	—	—	—	—	—	— (50)

For illustrations, see pages K37-K39

† When ordering, quote part number shown in brackets ‡ With lens § Inner ¶ Outer °Shell only § Nut, locking continued
 ** Grommet, double entry †† Double ‡‡ Lower lens seating §§ Upper ¶¶ Lower §§ Fixing bracket °° Reverse C.P.R. . . Chromium plated rim



STOP TAIL AND FLASHER LAMPS

DETAILED SPARE PARTS

Part No.	53729A	53738A	53739A	53750A/B	53751A/B	53752A/F	53753A/B	53754A/B
Model	627	627	627	629	629	572	572	572
Finish	Chromium	Chromium	Chromium	Chromium	Chromium	Chromium	Chromium	Chromium
Replaced by (see footnote)	—	—	—	—	—	—	—	—
(1) §Rim	—	—	—	—	—	—	—	—
(2) Screw or nut, rim fixing	—	—	—	—	—	—	—	—
(3) §Lens, reverse	—	—	—	54570255	54570255	—	—	—
(4) §Lens, stop tail or outer	54570229	54570229	54570229	54570581	54570581	576588	576588	576588
(5) §Lens, flasher or inner	54570227	54570227	54570227	54570257	54570507	54570335	54570335	54570335
(6) Screw, strap or lens fixing	54110161	54110161	54110161	198929	198929	198924	198924	198924
(7) Clip, lens joint	54570230	54570230	54570230	—	—	—	—	—
(8) §Gasket, lens or rim seating	54570233	54570233	54570233	54570035	54570035	576582	576582	576582
(9) §Bulb holder (stop tail)	—	—	—	54571314	54571314	—	—	—
(10) §Bulb holder (flasher)	—	—	—	54571313	54571313	—	—	—
(11) §Interior (stop tail)	573828	573828	573828	573828	573828	573828	573828	573828
(12) §Interior (flasher)	573832	573832	573832	573832	573832	573832	573832	573832
(13) §Bulb (stop tail)	380	380	380	380	380	380	380	380
(14) §Bulb (flasher)	382	382	382	382	382	382	382	382
(15) §Gasket, body seating	54570302	54570315	54570316	54570007	54570007	575769	575769	577311
(16) §Sleeve, terminal	—	—	—	—	—	—	—	—
(17) §Reflex reflector	574914	574914	574914	575883	575883	—	—	—
(18) Washer, rubber, reflex reflector seating	574916	54571600	54571600	—	—	—	—	—
(19) §Screw, bracket fixing	54120034	54120034	54120034	—	—	—	—	—
(20) Washer, fixing screw	188412	188412	188412	—	—	—	—	—
(21) Gasket, reflex support	—	—	—	54570429	54570429	—	—	—
(22) Bracket or frame, reflex reflector	54570236	54570236	54570236	54570428	54570428	—	—	—
(23) Base or body	—	—	—	54571736	54571736	576583	576593	576593
(24) Plate, bulb holder or backplate	—	—	—	—	—	576596	576596	576596
(25) Screw, plate fixing, or nut	—	—	—	—	—	577310	577310	577310
(26) Washer, retaining screw	—	—	—	—	—	161385	161385	161385
(27) Shield, light	54570231	54570231	54570231	—	—	—	—	—
(28) Screw, lens mounting	54120034	54120034	54120034	—	—	—	—	—
(29) Plate, lens mounting	54570296	54570296	54570296	—	—	—	—	—
(30) §Rib, styling	—	—	—	54570420	54570420	—	—	—
(31) Screw, styling rib fixing	—	—	—	198924	198924	—	—	—
(32) §Gasket, styling rib seating	—	—	—	54571737	54571737	—	—	—
(33) §Gasket, lens wall	—	—	—	54571738	54571738	—	—	—
(34) §Screw, separator fixing	—	—	—	54110186	54110186	—	—	—
(35) Separator	—	—	—	54570258	54570258	—	—	—
(36) §Plinth	54570300	54570417	54570414	—	—	—	—	—
(37) Screw, top fixing	147806	186136	186136	—	—	—	—	—
(38) Bracket, lamp fixing	54570555	54570415	54570415	—	—	—	—	—
(39) Screw, lamp or base fixing	120376	§54570416	§54570561	—	—	—	—	—
(40) Nut, lamp or base fixing	—	120376	120376	—	—	—	—	—
(41) Washer, locking	—	—	—	—	—	166019	166019	166019
(42) §Grommet, cable entry	—	—	—	573825	573825	188330	188330	188330
(43) Washer, cable grip	—	—	—	—	—	199001	199001	199001
	—	—	—	—	—	516285	516285	516285
	—	—	—	—	—	**554925	**554925	**554925

Part No.	53772A/B	53774A/B	53775A/B	53776A/B	53777A/B	53779A	53790A/D	53791A/D
Model	636	640	640	641	641	642	635	635
Finish	—	Chromium	Chromium	Chromium	Chromium	—	Chromium	Chromium
Replaced by (see footnote)	—	—	—	—	—	—	—	—
(1) §Rim	—	—	—	—	—	—	—	—
(2) Screw or nut, rim fixing	—	—	—	—	—	—	—	—
(3) Screw, rim fixing, long	—	—	—	—	—	—	—	—
(4) Washer, retaining	161385	—	—	—	—	—	—	—
(5) Bracket, rim retaining	—	—	—	—	—	—	—	—
(6) §Lens	54570562	—	—	—	—	—	—	—
(7) §Lens, stop tail or outer	—	54570181	54570181	54570787	54570787	54570437	†54570667	†54570667
(8) §Lens, flasher or inner	—	54570179	54570400	54570751	54570425	54570436	54570631	54570631
(9) Strap, lens or reflex retaining	—	—	—	—	—	—	54570629	54570668
(10) Screw, strap or lens fixing	144921	198924	198924	198924	198924	198924	198929	198929
(11) Clip, lens joint	54570331	—	—	—	—	—	—	—
(12) §Gasket, lens or rim seating	54570332	54570743	54570743	54570743	54570743	54570220	54570639	54570639
(13) §Bulb holder (stop tail)	—	54571314	54571314	54571314	54571314	54570461	54571314	54571314
(14) §Bulb holder (flasher)	—	54571313	54571313	54571313	54571313	54570460	†54571313	†54571313
(15) §Interior (stop tail)	573828	573828	573828	573828	573828	—	54571313	54571313
(16) §Interior (flasher)	573832	573832	573832	573832	573832	—	573828	573828
(17) §Bulb (stop tail)	380	380	380	380	380	380	†573832	†573832
(18) §Bulb (flasher)	382	382	382	382	382	382	380	380
(19) §Gasket, body seating	—	54570742	54570742	54570742	54570742	54570476	382	382
(20) §Sleeve, terminal	555910	—	—	—	—	—	54570640	54570640
(21) §Reflex reflector	—	—	—	—	—	—	—	—
(22) Cover, reflex	—	—	—	—	—	—	—	—
(23) Base or body	54570368	54570360	54570360	54570360	54570360	54570246	54570653	54570653
(24) Shield, light	—	54570182	54570182	54570750	54570750	54570247	—	—
(25) Screw, lens mounting	—	—	—	—	—	—	—	—
(26) §Screw, separator fixing	—	—	—	—	—	—	186134	186134
(27) Separator	—	—	—	—	—	—	54570636	54570636
(28) Nut, lamp or base fixing	—	—	—	—	—	—	—	—
(29) Washer, locking	—	—	—	—	—	—	—	—
(30) §Grommet, cable entry	—	573825	573825	573825	573825	—	573825	573825
(31) Washer, cable grip	516285	—	—	—	—	—	—	—
	**554925	—	—	—	—	—	—	—

For illustrations, see pages K37-K39

Note. For replacement lamp spare parts, see appropriate column under part number † Reverse § Recommended spares for stock
 § Centre bracket ** Double

STOP TAIL AND FLASHER LAMPS




DETAILED SPARE PARTS

53755A 627 Chromium	53756A 627 Chromium	53757A/B 627 Chromium	53758A/B 627 Chromium	53759A 627 Chromium	53760A 627 Chromium	53762A 631 C.P.R.	53769A 631 C.P.R.	53770A/D 635 Chromium	53771A/D 635 Chromium
—	—	—	—	—	—	577853 186137	577853 186137	—	— (1)
—	—	—	—	—	—	—	—	54570667	54570667 (2)
54570229	54570229	54570229	54570229	54570229	54570229	577857	577857	54570631	54570631 (3)
54570228	54570228	54570228	54570228	54570228	54570228	577854	54570318	54570629	54570668 (4)
54110161	54110161	54110161	54110161	54110161	54110161	—	—	198929	198929 (5)
54570230	54570230	54570230	54570230	54570230	54570230	—	—	—	— (6)
54570233	54570233	54570233	54570233	54570233	54570233	577859	577859	54570639	54570639 (7)
—	—	—	—	—	—	54571870	54571870	54571314	54571314 (8)
—	—	—	—	—	—	—	—	54571313	54571313 (9)
573828	573828	573828	573828	573828	573828	556101	556101	54571313	54571313 (10)
—	—	—	—	—	—	552101	552101	573828	573828 (11)
573832	573832	573832	573832	573832	573832	552103	552103	573832	573832 (12)
380	380	380	380	380	380	380	380	380 †382	380 †382 (13)
382	382	382	382	382	382	382	382	382	382 (14)
54570315	54570316	54572361	54572361	54570301	54570302	577860	577860	54570640	54570640 (15)
—	—	—	—	—	—	555910	555910	—	— (16)
574914	574914	574914	574914	574914	574914	—	—	—	— (17)
54571600	54571600	574916	574916	574916	574916	—	—	—	— (18)
54120034	54120034	133226	133226	186136	186136	—	—	—	— (19)
188412	188412	188412	188412	188412	188412	—	—	—	— (20)
—	—	—	—	—	—	—	—	—	— (21)
54570236	54570236	54570236	54570236	54570236	54570236	—	—	—	— (22)
—	—	—	—	—	—	—	—	54570635	54570635 (23)
—	—	—	—	—	—	—	—	—	— (24)
—	—	—	—	—	—	—	—	—	— (25)
54570231	54570231	54570231	54570231	54570231	54570231	—	—	—	— (26)
54120034	54120034	54120034	54120034	54120034	54120034	—	—	—	— (27)
54570296	54570296	54570296	54570296	54570296	54570296	—	—	—	— (28)
—	—	—	—	—	—	—	—	—	— (29)
—	—	—	—	—	—	—	—	—	— (30)
—	—	—	—	—	—	—	—	—	— (31)
—	—	—	—	—	—	—	—	—	— (32)
—	—	—	—	—	—	—	—	—	— (33)
—	—	—	—	—	—	—	—	186134	186134 (34)
54570417	54570414	54570291	54570292	54570299	54570300	—	—	54570636	54570636 (35)
186136	186136	147806	147806	147806	147806	—	—	—	— (36)
54570415	54570415	54570293	54570555	54570293	54570555	—	—	—	— (37)
§54570416	§54570561	—	—	—	—	—	—	—	— (38)
120376	120376	192256	192256	120376	120376	—	—	—	— (39)
—	—	—	—	—	—	—	—	—	— (40)
—	—	—	—	—	—	—	—	—	— (41)
—	—	—	—	—	—	—	—	573825	573825 (42)
—	—	—	—	—	—	—	—	—	— (43)

53792A/E 646 Chromium	53793A/E 646 Chromium	53794A/E 646 Chromium	53795A/E 646 Chromium	53797A/B 647	53798A/B 647	53799A/B 647	53800A/B 647	53801A 642	53815A/E 620 C.P.R.	53816A/B 636
—	—	—	—	—	—	—	—	—	—	—
—	—	—	—	**54570454	**54570454	**54570454	**54570454	—	54570221	— (1)
—	—	—	—	**54570453	**54570453	**54570453	**54570453	—	113531	— (2)
—	—	—	—	161385	161385	161385	161385	—	—	— (3)
—	—	—	—	—	—	—	—	—	161385	161385 (4)
—	—	—	—	—	—	—	—	—	577731	— (5)
54570544	54570544	54570544	54570544	54570749	54570678	54570749	54570678	54570437	577729	54570923 (6)
54570495	54570495	54570810	54570810	54570466	54570451	54571013	54571012	54570648	577730	— (7)
—	—	—	—	—	—	—	—	—	577730	— (8)
54120022	54120022	54120022	54120022	††54570455	††54570455	††54570455	††54570455	198924	186194	144921 (10)
54570604	54570604	54570604	54570604	54570450	54570450	54570450	54570450	54570220	577725	54570331 (11)
54571314	54571314	54571314	54571314	—	—	—	—	54570461	††577726	54570332 (12)
54571313	54571313	54571313	54571313	—	—	—	—	—	—	— (13)
573828	54571313	573828	573828	573828	573828	573828	573828	54570460	—	— (14)
573832	573832	573832	573832	573832	573832	573832	573832	—	573828	573828 (15)
380	380	380	380	380	380	380	380	—	573832	573832 (16)
382	382	382	382	382	382	382	382	380	380	380 (17)
54570604	54570604	54570604	54570604	54571330	54571330	54571330	54571330	382	382	382 (18)
—	—	—	—	—	—	—	—	54570476	577724	54570332 (19)
—	—	—	—	—	—	—	—	—	555910	555910 (20)
54570616	54570617	54570616	54570617	54570747	54570446	54570747	54570446	54570246	577737	577737 (21)
54570496	54570496	54570496	54570496	—	—	—	—	54570247	577733	577733 (22)
—	—	—	—	—	—	—	—	—	—	54570368 (23)
—	—	—	—	—	—	—	—	—	—	— (24)
—	—	—	—	54570814	54570815	54570814	54570815	—	—	— (25)
156726	156726	156726	156726	—	—	—	—	—	—	— (26)
188330	188330	188330	188330	—	—	—	—	—	—	— (27)
573825	573825	573825	573825	573825	573825	573825	573825	—	—	— (28)
—	—	—	—	—	—	—	—	—	—	— (29)
—	—	—	—	—	—	—	—	—	—	— (30)
—	—	—	—	—	—	—	—	—	—	— (31)
—	—	—	—	—	—	—	—	—	—	— (32)
—	—	—	—	—	—	—	—	—	—	— (33)
—	—	—	—	—	—	—	—	—	—	— (34)
—	—	—	—	—	—	—	—	—	—	— (35)
—	—	—	—	—	—	—	—	—	—	— (36)
—	—	—	—	—	—	—	—	—	—	— (37)
—	—	—	—	—	—	—	—	—	—	— (38)
—	—	—	—	—	—	—	—	—	—	— (39)
—	—	—	—	—	—	—	—	—	—	— (40)
—	—	—	—	—	—	—	—	—	—	— (41)
—	—	—	—	—	—	—	—	—	—	— (42)
—	—	—	—	—	—	—	—	—	—	— (43)

For illustrations, see pages K37–K39

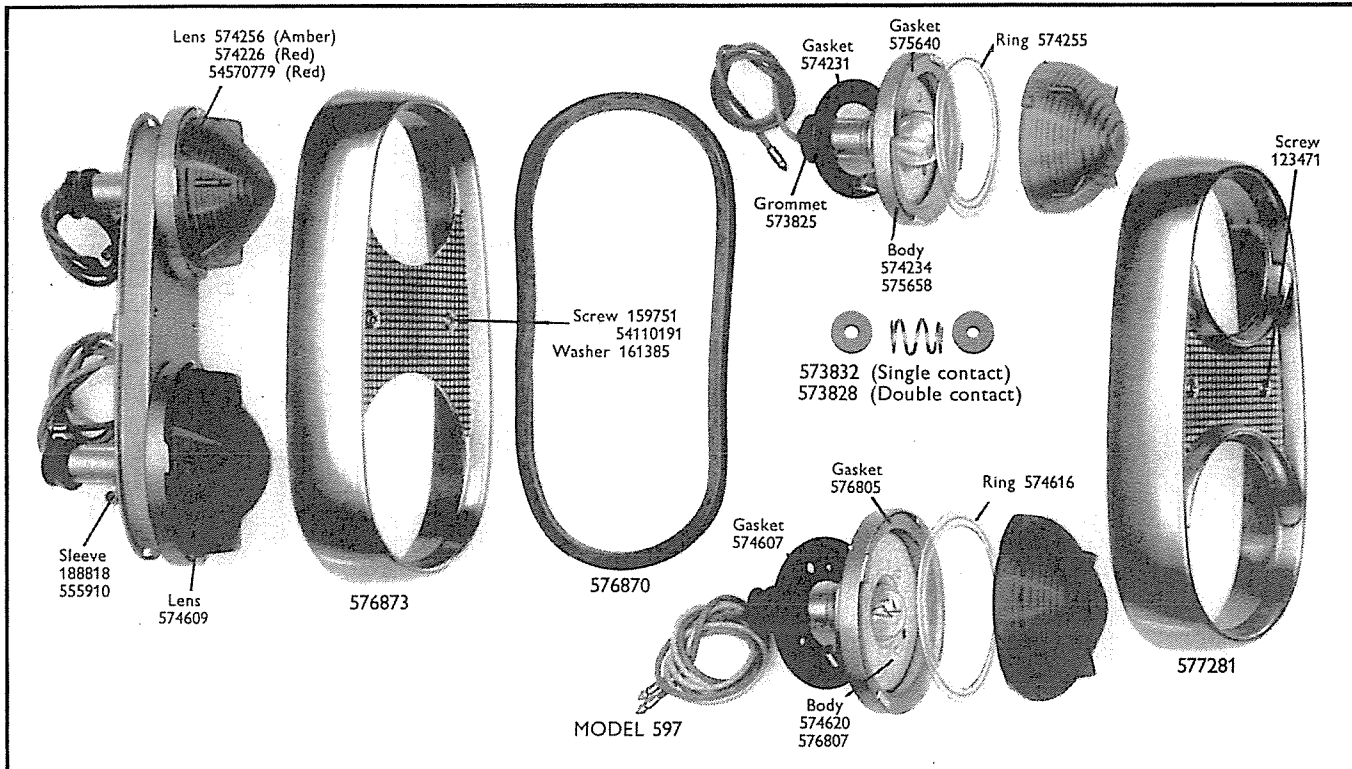


STOP TAIL AND FLASHER LAMPS

DETAILED SPARE PARTS

Part No.	53823A/B	53824A/B	53833A	53838A	53839A	53846A	058619	058647
Model	654	654	657	549	549	657	539/551	538/551
Finish	Chromium	Chromium	Chromium	C.P.R.	C.P.R.	Chromium	C.P.R.	C.P.R.
Replaced by (see footnote)	—	—	—	—	—	—	—	—
§Rim	—	—	—	574654	574655	—	‡574610 575644	‡574610 574250
§Lens	—	—	—	574635	574635	—	—	—
§Lens, stop tail or outer	54570959	54570959	54570990	—	—	54570990	574609	574609
§Lens, flasher or inner	54570589	54571036	54570929	—	—	54571199	574256	574226
Screw, strap or lens fixing	198924	198924	114501	572289	572289	114501	—	—
§Ring, sliding	—	—	—	—	—	—	‡574616 574255	‡574616 574255
§Gasket, lens or rim seating	54570590	54570590	54570937	574634	574634	54570937	‡576805 574225	‡576805 574225
Bracket, bulb holder	—	—	—	—	—	—	575476	575476
§Bulb holder (stop tail)	54570089	54570089	—	—	—	—	—	—
§Bulb holder (flasher)	54570088	54570088	—	—	—	—	—	—
§Interior (stop tail)	573828	573828	573828	—	—	573828	573828	573828
§Interior (flasher)	573832	573832	573832	—	—	573832	573832	573832
§Bulb (stop tail)	380	380	380	380	380	380	380	380
§Bulb (flasher)	382	382	382	—	—	382	382	382
§Gasket, body seating	54570591	54570591	54570937	54571147	54571147	54570937	‡574627 575637	‡574627 575637
§Sleeve, terminal	—	—	—	555910	555910	—	—	—
Base or body	54571050	54571050	54570989	—	—	54570989	—	—
Nut, lamp or base fixing	166019	166019	—	—	—	—	—	—
Washer, locking	188330	188330	—	—	—	—	—	—
§Grommet, cable entry	—	—	573825	—	—	573825	573825	573825
Washer, cable grip	516285	516285	—	—	—	—	—	—
Lens, decorative, front	‡554925	‡554925	—	—	—	—	*574245	*574245
Lens, decorative, rear	—	—	—	—	—	—	*574260	*574260

597 MODELS



Note. For replacement lamp spare parts, see appropriate column under part number

‡ Stop tail

§ Recommended spares for stock

continued

‡ Double † Order separately C.P.R. . . . Chromium plated rim

STOP TAIL AND FLASHER LAMPS—Model 597



DETAILED SPARE PARTS

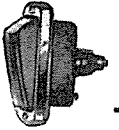
Part No.	53588A	53588B	53588E/F	53590A	53590B	53590E/F	53590H	†53591A
Model	597	597	597	597	597	597	597	597
Finish	C.P.R.	C.P.R.	C.P.R.	C.P.R.	C.P.R.	C.P.R.	C.P.R.	C.P.R.
Replaced by (see footnote)	—	—	—	—	—	—	—	(53669)
§Rim and plate	576873	576873	576873	576873	576873	576873	576873	576873
§ Screw, rim fixing	159751	159751	54110191	159751	159751	54110191	54110191	159751
Washer, screw retaining	161385	161385	161385	161385	161385	161385	161385	161385
§Gasket, rim seating	576870	576870	576870	576870	576870	576870	576870	576870
§Lens (flasher)	574256	574256	574256	574226	574226	574226	54570779	574256
§Ring, sliding (flasher)	574255	574255	574255	574255	574255	574255	574255	574255
§Gasket, lens seating (flasher)	575640	575640	575640	575640	575640	575640	575640	575640
§Gasket, body seating (flasher)	574231	—	574231	574231	—	574231	574231	574231
Body (flasher)	574234	575658	575658	574234	575658	575658	575658	574234
§ Interior, bulb holder (flasher)	573832	573832	573832	573832	573832	573832	573832	573832
§Lens, stop tail and reflex	574609	574609	574609	574609	574609	574609	574609	574609
§Ring, sliding (stop tail)	574616	574616	574616	574616	574616	574616	574616	574616
§Gasket, lens seating (stop tail)	576805	576805	576805	576805	576805	576805	576805	576805
§Gasket, body seating (stop tail)	574607	—	574607	574607	—	574607	574607	574607
Body (stop tail)	574620	576807	576807	574620	576807	576807	576807	574620
§ Interior, bulb holder (stop tail)	573828	573828	573828	573828	573828	573828	573828	573828
§Grommet, bulb holder	573825	573825	573825	573825	573825	573825	573825	573825
Screw, fixing	186137	186137	186137	186137	186137	186137	186137	—
§Sleeve, terminal	555910	555910	555910	188818	555910	555910	555910	188818
§Bulb (flasher)	382	382	382	382	382	382	382	382
§Bulb (stop tail)	380	380	380	380	380	380	380	380
Screw, lamp fixing	126643	126643	—	126643	126643	—	—	—

Part No.	†53591K	†53591M	†53593A	†53593K	†53593M	†53593N	53669A	53671A
Model	597	597	597	597	597	597	597	597
Finish	C.P.R.	C.P.R.	C.P.R.	C.P.R.	C.P.R.	C.P.R.	C.P.R.	C.P.R.
Replaced by (see footnote)	(53669)	(53669)	(53671)	(53671)	(53671)	(53671)	—	—
§Rim and plate	577281	577281	576873	577281	577281	577281	577281	577281
§ Screw, rim fixing	123471	123471	159751	123471	123471	123471	123471	123471
Washer, screw retaining	161385	161385	161385	161385	161385	161385	161385	161385
§Gasket, rim seating	576870	—	576870	576870	—	—	—	—
§Lens (flasher)	574256	574256	574226	574226	574226	54570779	574256	574226
§Ring, sliding (flasher)	574255	574255	574255	574255	574255	574255	574255	574255
§Gasket, lens seating (flasher)	575640	575640	575640	575640	575640	575640	575640	575640
§Gasket, body seating (flasher)	—	574231	574231	—	574231	574231	—	—
Body (flasher)	575658	575658	574234	575658	575658	575658	575658	575658
§ Interior, bulb holder (flasher)	573832	573832	573832	573832	573832	573832	573832	573832
§Lens, stop tail and reflex	574609	574609	574609	574609	574609	574609	574609	574609
§Ring, sliding (stop tail)	574616	574616	574616	574616	574616	574616	574616	574616
§Gasket, lens seating (stop tail)	576805	576805	576805	576805	576805	576805	576805	576805
§Gasket, body seating (stop tail)	—	574607	574607	—	574607	574607	—	—
Body (stop tail)	576807	576807	574620	576807	576807	576807	576807	576807
§ Interior, bulb holder (stop tail)	573828	573828	573828	573828	573828	573828	573828	573828
§Grommet, bulb holder	573825	573825	—	573825	573825	573825	573825	573825
Screw, fixing	—	—	—	—	—	—	—	—
§Sleeve, terminal	555910	555910	188818	555910	555910	555910	555910	555910
§Bulb (flasher)	382	382	382	382	382	382	382	382
§Bulb (stop tail)	380	380	380	380	380	380	380	380
Screw, lamp fixing	—	—	—	—	—	—	—	—

For illustrations, see page K46

Note. For replacement lamp spare parts, see appropriate column under part number † When ordering, quote part number shown in brackets
 § Recommended spares for stock C.P.R. . . . Chromium plated rim

STOP TAIL AND REVERSE OR BOOT LAMPS




DETAILED SPARE PARTS

Part No.	53128F	†53142D	†53143B	53175B	53177B	53179E	53184B	53198B
Model	464	464	464	464	464	464	464	464
Finish	C.P.R.	C.P.R.	C.P.R.	C.P.R.	C.P.R.	C.P.R.	C.P.R.	C.P.R.
Replaced by (see footnote) . .	—	(53202)	(53203)	—	—	—	—	—
§Rim or door	573153	573164	573153	573162	573163	573153	573153	573153
§Screw, rim fixing	572072	573676	572072	572072	572072	572072	572072	572072
Washer, screw retaining	161385	161385	161385	161385	161385	161385	161385	161385
§Lens (stop tail)	—	—	—	—	—	572673	—	—
§Lens (reverse)	571990	571990	571990	571974	571990	—	572653	572653
§Gasket, rubber	571979	572087	571979	571979	572071	572065	572087	571979
Reflex and cover	—	—	—	—	—	—	—	—
Reflex	—	—	—	—	—	—	—	—
Cover, reflex	—	—	—	—	—	—	—	—
Body, rubber, reflex	—	—	—	—	—	—	—	—
Mounting plate	—	—	—	—	—	—	—	—
§Cover, bulb	—	571978	571978	571978	571978	—	571978	571978
§Bulb holder (stop tail)	—	—	—	—	—	—	—	—
§Bulb holder (reverse)	—	—	—	—	—	—	—	—
§Interior, bulb holder (stop tail)	—	552101	552101	552101	552101	552101	552101	552101
§Interior, bulb holder (reverse)	552103	552101	552103	552103	552103	—	552103	552103
§Bulb (stop tail)	—	381	381	380	380	380	380	380
§Bulb (reverse)	382	381	382	382	382	—	382	382
§Sleeve, terminal	555910	188818	188818	188818	188818	555910	188818	188818
Plate, bulb holder	—	—	—	573128	—	—	—	—
Screw, bulb holder plate fixing	—	—	—	571995	—	—	—	—
§Nut, lamp fixing	—	—	—	—	—	—	—	—
Washer, lamp fixing	—	—	—	—	—	—	—	—
§Grommet, rubber	576401	—	526302	—	—	526302	—	526302
§Rubber, base	—	—	—	—	—	—	—	—


Part No.	53201B	53202B	53203B	53221A	†53271B	53290B	†53322A	53464A
Model	464	464	464	464	531	531-1	548	548
Finish	C.P.R.	C.P.R.	C.P.R.	C.P.R.	—	—	C.P.R.	C.P.R.
Replaced by (see footnote) . .	—	—	—	—	(53290)	—	(53464)	—
§Rim or door	573153	573164	573153	573164	—	—	574560	574560
§Screw, rim fixing	572072	573676	572072	573676	—	—	574558	574558
Washer, screw retaining	161385	161385	161385	161385	—	—	‡113061	‡113061
§Lens (stop tail)	—	—	—	—	573997	573997	161385	161385
§Lens (reverse)	571990	571990	571990	571990	574000	574000	574546	574546
§Gasket, rubber	571979	572087	571979	572087	573996	573996	574547	574547
Reflex and cover	—	—	—	—	574006	574006	574548	574548
Reflex	—	—	—	—	574749	574749	—	—
Cover, reflex	—	—	—	—	574002	574002	574552	574552
Body, rubber, reflex	—	—	—	—	573998	573998	‡574549	‡574549
Mounting plate	—	—	—	—	574003	574010	—	—
§Cover, bulb	571978	571978	571978	571978	—	—	—	—
§Bulb holder (stop tail)	—	—	—	—	572727	572727	—	—
§Bulb holder (reverse)	—	—	—	—	573285	573285	—	574559
§Interior, bulb holder (stop tail)	552101	552101	552101	552101	552101	552101	573828	573828
§Interior, bulb holder (reverse)	552101	552101	552103	552103	552103	552103	—	573832
§Bulb (stop tail)	380	380	380	380	380	380	380	380
§Bulb (reverse)	380	380	382	382	382	382	—	382
§Sleeve, terminal	188818	188818	188818	188818	—	—	188818	188818
Plate, bulb holder	—	—	—	—	—	—	¶574554	¶574554
Screw, bulb holder plate fixing	—	—	—	—	—	—	132464	132464
§Nut, lamp fixing	—	—	—	—	166019	166019	—	—
Washer, lamp fixing	—	—	—	—	188330	188330	188412	188412
§Grommet, rubber	526302	—	526302	526302	—	—	—	—
§Rubber, base	—	—	—	—	573995	574011	574550	574550

Note. For replacement lamp spare parts, see appropriate column under part number † When ordering, quote part number shown in brackets ‡ Short
 § Recommended spares for stock ¶ Gasket, reverse lens ¶ Gasket, reverse bulb holder C.P.R. . . . Chromium plated rim



TAIL AND NUMBER PLATE LAMPS

DETAILED SPARE PARTS




Part No.	†53007B	†A53007	53036A	53037A	†53041B	†53056A	†A53056A
Model	AT201L	AT201L	WT203	WT203	AT201L	MT211	MT211
Finish	Black	Black	Black	Black	Black	Black	Black
Replaced by (see footnote)	(53615)	(53614)	—	—	(53616)	(53256)	(A53256)
§Rim or door	‡576153	‡576153	‡571417	‡571417	‡576153	—	—
§Screw, rim or lens fixing	—	—	—	—	—	—	—
Washer, screw retaining	—	—	524215	—	—	—	—
§Gasket, rubber	520845	520845	—	—	520845	—	—
§Lens (stop tail)	576153	576153	—	—	576153	—	—
§Lens or window, number plate	—	—	—	—	—	526228	526228
Washer, shakeproof or locking	576167	576167	185012	—	576167	—	—
Nut, coupling	571388	571388	—	—	571388	—	—
Bracket, bulb holder spring clips	—	—	—	—	—	—	—
§Bulb, single contact	207	205	209	207	—	207	205
§Bulb, double contact	—	—	—	—	209	—	—
Body or base	—	—	—	—	—	—	—
Screw, body or platform fixing	—	—	106343	—	—	—	—
Cover	—	—	—	—	—	526232	526232
Washer, rubber, cable cover	161748	161748	—	—	805040	—	—
Shell, cable cover	571387	571387	—	—	571387	—	—
§Interior	525764	525764	552101	552103	525762	500181	500181
Shell, bulb holder	576174	576174	—	—	576174	—	—
§Connector, cable	—	—	—	—	—	571395	571395
§Springs, lens fixing	—	—	525886	—	—	—	—
§Gasket, window seating	—	—	—	—	—	—	—
Nut, fixing or locking	180064	180064	—	—	180064	—	—
§Partition	—	—	—	—	—	—	—
Sleeve, terminal	—	—	—	—	—	—	—
§Terminal, earth	—	—	—	—	—	—	—
§Bulb holder	—	—	—	—	—	—	—
Clip, spring, top	—	—	—	—	—	—	—
Clip, spring, bottom	—	—	—	—	—	—	—
Washer, fixing bolt	—	—	—	—	—	—	—

Note. For replacement lamp spare parts, see appropriate column under part number
 ‡ With lens § Recommended spares for stock

† When ordering, quote part number shown in brackets

continued

TAIL AND NUMBER PLATE LAMPS




DETAILED SPARE PARTS

Part No.	†53133A AT201L	†53140B 480 Black, C.P.R. (53256)	†53241B T38	53256A 529	†53417A AT202	†53436A AT202
Model	Grey	Black, C.P.R. (53256)	Black	—	Black	Black
Replaced by (see footnote)	(53615)	(53256)	(53443)	—	(53616)	(53616)
§Rim or door	576153	—	520445	—	575266	575266
§Screw, rim or lens fixing	—	—	520403	133551	—	—
Washer, screw retaining	—	—	161385	161020	—	—
§Gasket, rubber	520845	—	525555	—	575268	575268
§Lens (stop tail)	576153	—	576415	526404	576147	576147
§Lens or window, number plate	—	526228	—	526406	575263	—
Washer, shakeproof or locking	576167	—	188330	188412	576167	576167
Nut, coupling	571388	—	—	—	571388	571388
Bracket, bulb holder	—	—	571631	—	—	—
§Bulb, single contact	207 **205	200	—	988	—	—
§Bulb, double contact	—	—	209	—	209	209
Body or base	—	—	—	526408	—	—
Screw, body or platform fixing	—	—	—	526410	—	—
Cover	—	526300	—	—	—	—
Washer, rubber, cable cover	161748	—	—	—	805040	805040
Shell, cable cover	571387	—	—	—	571387	571387
§Interior	525764	552103	—	553780	525762	525762
Shell, bulb holder	576174	—	—	—	576174	576174
§Grommet, rubber	—	526323	—	—	—	—
§Springs, lens fixing	—	—	—	—	—	—
§Gasket, window seating	—	—	—	—	575269	575269
Nut, fixing or locking	180064	—	¶166019	166103	180064	180064
§Partition	—	—	523584	—	—	—
Sleeve, terminal	—	—	188818	—	—	—
§Terminal, earth	—	—	523571	—	—	—
§Bulb holder	—	—	—	554719	—	—
Clip, spring, top	—	—	—	—	—	—
Clip, spring, bottom	—	—	—	—	—	—
Washer, fixing bolt	—	—	—	—	—	—


Part No.	53443A ST38E	†53513B 582 Black (53615)	53614B 582 Black	†53615B/D 582 Black (53761)	53616B 582 Black	53761B 582 Black
Model	Black	Black (53615)	Black	Black (53761)	Black	Black
Replaced by (see footnote)	—	(53615)	—	(53761)	—	—
§Rim or door	520445	—	—	—	—	—
§Screw, rim or lens fixing	§198919	—	—	—	—	—
Washer, screw retaining	—	—	—	—	—	—
§Gasket, rubber	525555	520845	—	—	—	—
§Lens (stop tail)	576415	54570755	54570755	54570755	54570755	54570755
§Lens or window, number plate	576417	576155	576155	576155	576155	576155
Washer, shakeproof or locking	188412	576167	576167	576167	576167	576167
Nut, coupling	—	571388	576166	576166	576166	576166
Bracket, bulb holder spring clips	575606	—	—	—	—	—
§Bulb, single contact	—	207	205	207	—	226
§Bulb, double contact	‡209 335	—	—	—	209	—
Body or base	—	—	—	—	—	—
Screw, body or platform fixing	132464	—	—	—	—	—
Cover	—	—	—	—	—	—
Washer, rubber, cable cover	—	161748	161748	161748	805040	161748
Shell, cable cover	—	571387	571387	571387	571387	571387
§Interior	—	525764	525764	525764	525762	525764
Shell, bulb holder	—	576174	576164	576164	576164	576164
§Connector, cable	—	—	—	—	—	—
§Springs, lens fixing	—	—	—	—	—	—
§Gasket, window seating	576420	576156	576156	576156	576156	576156
Nut, thick	§520403	180064	180796	180796	180796	180796
Nut, thin	—	180064	180806	180806	180806	180806
§Partition	—	—	—	—	—	—
Sleeve, terminal	188818	—	—	—	—	—
§Terminal, earth	—	—	—	—	—	—
§Bulb holder	576532	—	—	—	—	—
Clip, spring, top	576423	—	—	—	—	—
Clip, spring, bottom	576424	—	—	—	—	—
Washer, fixing bolt	—	—	188368	188368	188368	188368

Note. For replacement lamp spare parts, see appropriate column under part number † When ordering, quote part number shown in brackets
 ‡ Number plate illumination § Recommended spares for stock ¶ Nut, rim fixing * Partition and lamp fixing § Bracket fixing
 ** 6 volt C.P.R. . . . Chromium plated rim



TAIL LAMPS

DETAILED SPARE PARTS



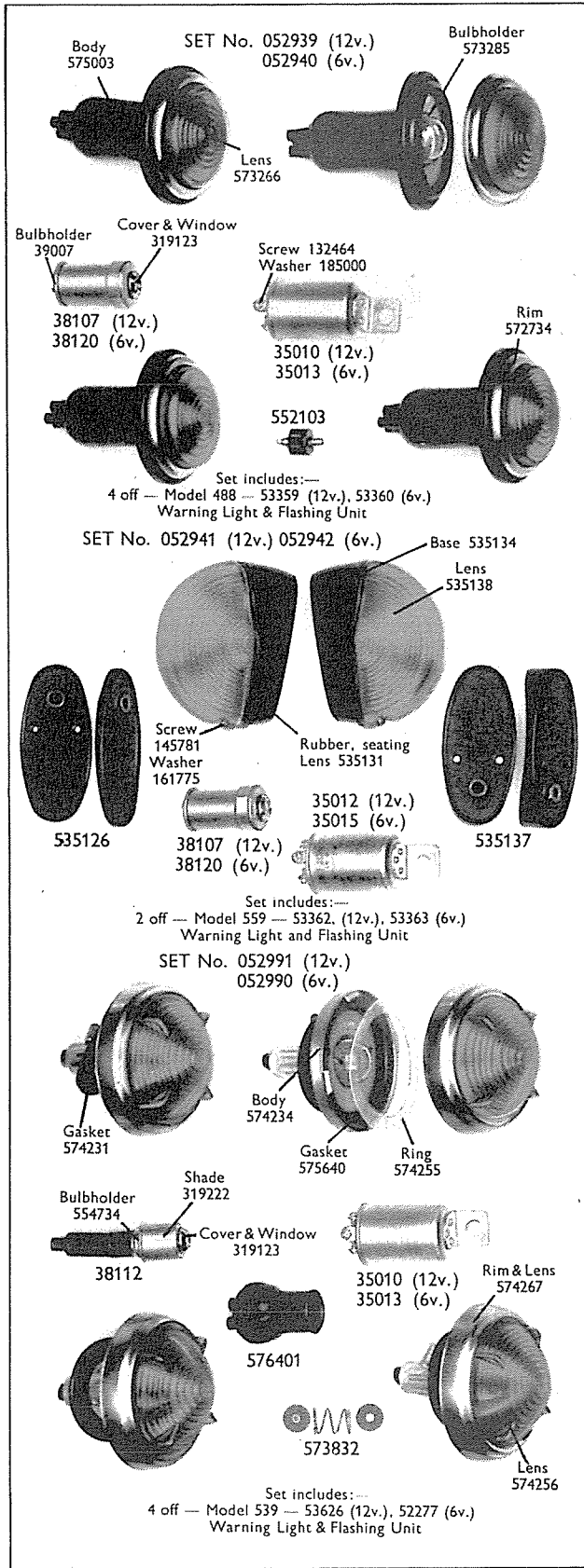

Part No.	52114A 1130 Black, C.P.R.	*53019A L-WD-T2A Primer	†53250E 488 Green rim (53397)	53315E/F 488 C.P.R.	53397D/E 488 C.P.R.
§Rim or door	526170	—	573267	572734	572734
§Screw, rim fixing	118261	—	—	—	—
§Lens	—	—	54570664	54570664	54570664
§Gasket, lens seating	523986	—	—	—	—
§Ring, sliding	—	—	—	—	—
§Body, rubber	—	—	575003	575003	575003
Body or backplate	—	—	—	—	—
§Bulb holder	523964	—	573285	573285	573285
§ Interior, bulb holder	—	552103	552103	552103	552103
§Bulb, single contact	207	207	207	221	207
§Sleeve, terminal	188818	—	555910	555910	555910
§Gasket, body seating	—	—	—	—	—
§Grommet, cable	—	—	—	—	—
§Medallion, body	524874	—	—	—	—

Part No.	†53533A/B 538 C.P.R. (53625)	53625A 538 C.P.R.	53678A 538	53679A 551 C.P.R.	53902A/B 594 C.P.R.
§Rim or door	‡574259	‡574259	—	‡574615	572734
§Screw, rim fixing	—	—	—	—	—
§Lens	574226	574226	574226	575473	54571112
§Gasket, lens seating	575640	575640	575640	576805	—
§Ring, sliding	574255	574255	574255	574616	—
§Body, rubber	—	—	—	—	576105
Body or backplate	574234	576357	574234	576810	—
§Bulb holder	—	—	—	—	576986
§ Interior, bulb holder	573832	573832	573832	573832	552103
§Bulb, single contact	207	207	207	382	207
§Sleeve, terminal	—	—	—	555910	555910
§Gasket, body seating	574231	574231	574231	574607	—
§Grommet, cable	—	576401	—	573825	—
§Medallion, body	—	—	—	—	—

Note. For replacement lamp spare parts, see appropriate column under part number * See Supersession Chart
 † When ordering, quote part number shown in brackets ‡ Lens and rim § Recommended spares for stock

C.P.R. . . . Chromium plated rim

FLASHER INDICATOR SETS



Model 488	12 VOLT	6 VOLT
	Set No. 052939	Set No. 052940
Description	Part No.	Part No.
§ Lamp, Model 488 (4 off)	53359	53360
§ Rim or door	572734	572734
§ Lens	573266	573266
§ Body	575003	575003
§ Bulb holder	573285	573285
§ Interior, bulb holder	552103	552103
§ Bulb	382	317
§ Sleeve, terminal	555910	555910
§ Flasher Unit, Model FL5 (1 off)	35010	35013
§ Screw, terminal	132464	132464
§ Washer, terminal screw	185000	185000
§ Warning light, Model WL12 (1 off)	38107	38120
§ Cover and window	319123	319123
§ Bulb holder	39007	39007
§ Bulb	987	990

Model 559	12 VOLT	6 VOLT
	Set No. 052941	Set No. 052942
Description	Part No.	Part No.
§ Lamp, Model 559 (2 off)	53362	53363
§ Lens	535138	535138
§ Screw, lens fixing	145781	145781
§ Washer, screw retaining	161775	161775
§ Rubber, lens seating	535131	535131
§ Rubber, base seating	535126	535126
§ Base	535134	535134
§ Sleeve, terminal	188818	188818
§ Bulb	382	317
§ Flasher Unit, Model FL5 (1 off)	35012	35015
§ Screw, terminal	132464	132464
§ Washer, terminal screw	185000	185000
§ Warning Light, Model WL12 (1 off)	38107	38120
§ Cover and window	319123	319123
§ Bulb holder	39007	39007
§ Bulb	987	990
§ Pad, lamp mounting (2 off)	535137	535137


Model 539	12 VOLT	6 VOLT
	Set No. 052991	Set No. 052990
Description	Part No.	Part No.
§ Lamp, Model 539 (4 off)	52278 (53626)	52277
§ Lens and rim	574267	574267
§ Lens	574256	574256
§ Gasket, lens seating	575640	575640
§ Ring, sliding	574255	574255
§ Body, with bulb holder	574234	574234
§ Interior, bulb holder	573832	573832
§ Bulb	382	317
§ Gasket, body seating	574231	574231
§ Grommet	—	576401
§ Flasher Unit, Model FL5 (1 off)	35010	35013
§ Screw, terminal	132464	132464
§ Washer, terminal screw	185000	185000
§ Warning Light, Model WL13 (1 off)	38112	38120
§ Shade	319222	—
§ Cover and window	319123	319123
§ Bulb	987	990
§ Bulb holder	554734	39007

† When ordering lamp only, quote part number shown in brackets


§ Recommended spares for stock

‡ Model WL12 (1 off)

continued



FLASHER INDICATOR SETS



Model 556	12 VOLT	12 VOLT	24 VOLT
	(Earth return)	(Insulated return)	(Insulated return)
	Set No.	Set No.	Set No.
	54057044	54057045	54057046
Description	Part No.	Part No.	Part No.
§Lamp, Model 556 (4 off)	53358	53367	53368
§ Lens	575026	575026	575026
§ Screw, lens fixing	572072	572072	572072
Washer, screw retaining	161385	161385	161385
Washer, leatheroid	161727	161727	161727
§ Gasket, lens seating	574786	574786	574786
§ Body, rubber	574788	574788	574788
Backplate, with bulb holder	574796	575024	575024
§ Interior, bulb holder	552103	552101	552101
§ Bulb	382	335	333
§ Sleeve, terminal	555910	555910	555910
Nut, lens fixing screw	169702	169702	169702
§Flasher Unit, Model FL5 (1 off)	35010	35010	35018
§ Screw, terminal	132464	132464	132464
§ Washer, terminal screw	185000	185000	185000
§Switch, Model SD84 (1 off)	31476	31476	31565
Cover and window	310738	310738	311024
§ Bulb	987	987	650
§ Screw, terminal	120560	120560	120560

Model 567	12 VOLT	24 VOLT
	Set No.	Set No.
	052984	058674
Description	Part No.	Part No.
§Lamp, Model 567 (2 off, white lens)	52270	52354
§ Rim or door	575721	575721
§ Screw, rim fixing	105751	105751
Washer, retaining screw	161385	161385
§ Gasket, lens seating	574779	574779
§ Lens	575722	575722
§ Bulb holder	575715	575715
§ Bulb	380	334
§ Sleeve, terminal	188818	188818
§ Grommet, cable	576483	576483
Nut, lamp fixing	177014	177014
Washer, shakeproof, fixing nut	188470	188470
Body	575723	575723
§Lamp, Model 567 (2 off, red lens)	53427	53605
§ Rim or door	575721	575721
§ Screw, rim fixing	105751	105751
Washer, retaining screw	161385	161385
§ Lens	54570738	54570738
§ Gasket, lens seating	574779	574779
§ Bulb holder	575715	575715
Rivet, bracket securing	188714	188714
§ Bulb	380	334
§ Sleeve, terminal	555910	555910
§ Grommet, cable	576483	576483
Nut, lamp fixing	177074	177074
Washer, shakeproof, fixing nut	188329	188329
Body	575723	575723
§Flasher Unit, Model FL5 (1 off)	35010	35018
§ Screw, terminal	132464	132464
§ Washer, terminal screw	185000	185000
§Warning Light, Model WL12 (1 off)	38107	‡31562
Cover and window	319123	310738
Connector, bulb	—	311037
§ Bulb holder	39007	—
§ Screw, terminal	—	120560
§ Bulb	987	650

‡ Switch SD84

REFLEX REFLECTORS



MODEL RER2
Holder 57090 57091

MODEL RER3
Holder 573766
Reflex 573799 (Amber) 608610 (Red)

MODEL RER4
Reflex 573866 (Red) 573874 (Amber)

MODEL RER5
Rim 573801
Reflex 57067 573797

MODEL RER6
Holder 57047 57061

MODEL RER7
Cover 574002
Rim 573877
Holder 575518
Reflex 574749

MODEL RER8

MODEL RER9

MODEL RER10
57030 57031 57039 57040 57065

MODEL RER11
57050 57051 (Less Rim)

MODEL RER12

MODEL RER13

MODEL RER14
Holder 575182 57053 57054 57069
Rim 572734 575194

MODEL RER15
57072

MODEL RER16
Reflex 575189

MODEL RER17
Rim 575481
Holder 575480

MODEL RER18
Rim 575908
Holder 575489

MODEL RER19
57076 57098

MODEL RER20
57086

MODEL RER21
Rim 573877
Cover 574002

MODEL RER22
Reflex 575883

MODEL RER23
57111

MODEL RER24
57073 57087

MODEL RER25 (Grommet fixing)
Reflex 575878 (Red) 54571276 (Clear)
Holder

MODEL RER26
Base, rubber 54570662
Holder 575489

MODEL RER27
Rim 54570241 54571283 (R.R.)
Reflex 575878 (Red) 54571264 (Amber)

MODEL RER28
57116 - 57126
57120 - 57127
57121 - 57128
57122 - 57129
57124 - 57130
57133

MODEL RER29
Reflex 54570658

MODEL RER30
Gasket 54571148
Ring 574255
Rim & Reflex 54571355
Body 54571473
Gasket 575640 57123

MODEL RER31
Holder 54570514
Reflex 575883

MODEL RER32
57085

MODEL RER33
Base, rubber 54570517

MODEL RER34
Holder 54570657

MODEL RER35
57115 57136

MODEL RER36
57118

MODEL RER37
57135

MODEL RER38
57109

MODEL RER39
57118

MODEL RER40
57135

MODEL 41T
65424

MODEL 48/3
Rim 572734
Lens 54570664

MODEL 2DP
57109

MODEL 3DP
57135

For detailed spare parts, see pages K56-K57

Part No.	Replaced by	Model	Reflex Diameter (inches)	Reflex Colour	Mount	Fixing	Rim	Reflector, Reflex	Holder	Screw, Fixing	Washer, Plain	Washer, Spring or Shakeproof	Nut, Fixing
57030E	—	RER2	1½	Red	Silver grey rubber	Single screw	—	574749	573649	198877	135084	—	—
57031D	—	RER2	1½	Red	Black rubber	Single screw	—	574749	573764	198877	135084	—	—
57032A/B	—	RER3	1½ × 1¼ (3 off)	Red	Silver grey rubber	Two hole	—	608610	573766	—	—	—	—
57033E	—	RER4	3	Red	Silver grey rubber	Three hole	—	575863	—	—	—	—	—
57035D	57052	RER5	1½	Red	C.P.R., black rubber	Single screw	573801	574749	573800	198877	135120	—	—
57037D	—	RER4	3	Amber	Silver grey rubber	Three hole	—	573874	—	—	—	—	—
57039D	—	RER2	1½	Amber	Silver grey rubber	Single screw	—	573796	573649	198877	135084	—	—
57040D	—	RER2	1½	Clear	Silver grey rubber	Single screw	—	573797	573649	198877	135084	—	—
57043B	—	RER3	1½ × 1¼ (3 off)	Amber	Silver grey rubber	Two hole	—	573799	573766	—	—	—	—
57044A/B	—	RER3	1½ × 1¼ (3 off)	Red	Black rubber	Two hole	—	608610	573766	—	—	—	—
57045A	—	RER3	1½ × 1¼ (3 off)	Amber	Black rubber	Two hole	—	573799	573766	—	—	—	—
57047D	—	RER6	1½	Red	Black rubber	Single screw	—	574749	573868	198877	—	—	—
57048B	57131	RER5	1½	Red	C.P.R., black rubber	Grommet	573801	574749	573871	—	—	—	—
57050B	—	RER7	1½	Red	C.P.R., black rubber	Grommet	573877	574749	—	—	—	—	—
57051B	—	RER7	1½	Red	Black rubber	Grommet	—	574749	—	—	—	—	—
57052B	57124	RER5	1½	Red	C.P.R., black rubber	Single screw	573801	574749	573800	198865	135120	—	—
57053B	—	RER8	3	Red	White (metal body)	Three hole	—	—	—	—	—	—	—
57054A	—	RER8	3	Amber	White (metal body)	Three hole	—	—	—	—	—	—	—
57055B	—	RER9	3	Red	White (metal body)	Right angle bracket	—	—	—	—	—	—	—
57056A	—	RER9	3	Amber	White (metal body)	Right angle bracket	—	—	—	—	—	—	—
57061D	—	RER6	1½	Clear	Silver grey rubber	Single screw	—	573797	—	198877	—	—	—
57063B	57126	RER5	1½	Amber	C.P.R., black rubber	Single screw	573801	573796	573800	198877	135120	—	—
57065B	—	RER2	1½	Clear	Black rubber	Single screw	—	573797	573764	198877	135084	—	—
57066B	—	RER12	¾ (9 off)	Red	White triangular metal plate	—	—	—	—	—	—	—	—
57067B	—	RER5	1½	Clear	C.P.R., black rubber	Grommet	573801	573797	—	—	—	—	—
57069A	—	RER8	3	Clear	White (metal body)	Three hole	—	—	—	—	—	—	—
57070B	57129	RER5	1½	Red	C.P.R., black rubber	Single screw	573801	574749	573800	100003	135120	188330	166043
57072B	—	RER7	1½	Red	C.P.R., black rubber	Grommet	573877	574749	575518	‡574002	—	—	—
57073B/D	—	RER13	3	Red	Metal case	Stud	—	573866	—	—	—	188329	172580
57074A	—	RER14	2½	Red	C.P.R., black rubber	Single screw	572734	575189	575182	—	—	—	—
57075B	57133	RER5	1½	Red	C.P.R., black rubber	Less screw	573801	574749	575185	—	135120	—	—
57077B	57133	RER5	1½	Red	C.P.R., black rubber	Single screw	573801	574749	575185	198865	135120	—	—
57078A	57128	RER5	1½	Red	C.P.R., black rubber	Single screw	573801	574749	573800	198894	135120	—	—
57079A	—	RER14	2½	Red	Black rubber	Single screw	—	575189	—	—	—	—	—
57080A	—	RER16	1½	Red	C.P.R., black rubber	—	575481	574749	575480	—	—	188330	175300
57082A	—	RER14	2½	Red	C.P.R., black rubber	Single screw	572734	575189	575194	—	—	—	—
57083A	—	RER14	2½	Red	C.P.R., black rubber	Two stud	572734	575189	575194	—	—	188330	166043

‡ Cover, reflex C.P.R. ... Chromium plated rim

REFLEX REFLECTORS


REFLEX REFLECTORS

Part No.	Replaced by	Model	Reflex Diameter (inches)	Reflex Colour	Mount	Fixing	Rim	Reflector, Reflex	Holder	Screw, Fixing	Washer, Plain	Washer, Spring or Shakeproof	Nut, Fixing
57084A	57052	RER5	1½	Red	C.P.R., black rubber ..	Less screw ..	573801	574749	573800	—	135120	—	—
57085B	—	RER17	1½ × 1¼	Red	C.P.R., light grey rubber	Single screw ..	575352	608610	575350	198865	135084	—	—
57086A	—	RER18	1½	Red	C.P.R., black rubber ..	Single screw ..	573877	574749	575489	198877	135120	‡574002	—
57087B	—	RER13	3	Red	C.P.R.	Single bolt ..	—	573866	—	—	—	188329	172580
57090B	—	RER2	1½	Red	Grey rubber	Single screw ..	—	574749	575513	126580	131023	185220	166043
57091A	—	RER2	1½	Red	Black rubber	Single screw ..	—	574749	575512	—	135084	—	—
57093A	—	RER20	1½	Red	C.P.R., rolled over reflex	Single screw ..	—	—	—	—	—	185106	166043
57095A	57122	RER5/T	1½	Red	C.P.R., black rubber ..	Single screw ..	573801	574749	575884	198865	135120	—	—
57097A	—	RER21	2 5/8	French	C.P.R., rolled over reflex	Single screw ..	—	—	—	—	—	185040	166019
57098A	—	RER22	2 1/8 × 1½	Red	C.P.R.	Two hole ..	575908	575883	—	—	—	—	—
57109A	—	2DP	4	Amber	Decorative hub cap ..	Single bolt ..	—	—	—	—	131023	—	169654
57111A	—	RER24	—	Red	Metal base	Two rivets ..	—	—	—	—	—	—	—
57113A	—	RER26	2 1/8 × 1½	Red	C.P. holder	Two stud ..	—	575883	54570514	54120003	‡54570516	‡54570517	—
57115A	—	RER27	2 1/8	Red	C.P.R.	Two stud ..	—	54570658	54570657	186134	§54570662	—	—
57116A	—	RER25	1½	Red	Black rubber	Single screw ..	54570241	575878	54570242	198877	135120	—	—
57118A	—	RER29	2 1/8	Red	C.P.R.	Single screw ..	—	—	—	—	—	188330	166043
57120A	—	RER25	1½	Red	C.P.R., black rubber ..	Less fixing screw	54570241	575878	54571068	—	135120	—	—
57121A	—	RER25	1½	Red	C.P.R., black rubber ..	Less fixing screw	54570241	575878	54571066	—	135120	—	—
57122A	—	RER25	1½	Red	C.P.R., black rubber ..	Single screw ..	54570241	575878	54571109	198865	135120	—	—
57123A	—	RER30	1½	Red	C.P.R.	Less fixing screw	574247	54571128	**574255	§575640	††54571132	—	‡‡54571148
57123B	—	RER30	1½	Red	C.P.R.	Two stud ..	§54571355 574247	54571128	**574255	§575640	††54571473	188483	166036 ‡‡54571148
57124A	—	RER25	1½	Red	C.P.R., black rubber ..	Single screw ..	54570241	575878	54570242	198865	135120	—	—
57125A	—	RER25	1½	Red	C.P.R., black rubber ..	Grommet ..	54570241	575878	54571174	—	—	—	—
57126A	—	RER25	1½	Amber	C.P.R., black rubber ..	Single screw ..	54570241	54570264	54570242	198877	135120	—	—
57127A	—	RER25	1½	Clear	C.P.R., black rubber ..	Single screw ..	54570241	54571276	54570242	198877	135120	—	—
57128A	—	RER25	1½	Red	C.P.R., black rubber ..	Single screw ..	54570241	575878	54570242	198894	135120	—	—
57129A	—	RER25	1½	Red	C.P.R., black rubber ..	Single screw ..	54570241	575878	54570242	100003	135120	188330	166043
57130A	—	RER25	1½	Red	C.P.R., black rubber ..	Single screw ..	54571283	575878	54570242	100003	135120	188330	166043
57131A	—	RER25	1½	Red	C.P.R., black rubber ..	Grommet ..	54570241	575878	54571096	—	—	—	—
57132A	—	RER25	1½	Clear	C.P.R., black rubber ..	Grommet ..	54570241	54571276	54571174	—	—	—	—
57133A	—	RER25	1½	Red	C.P.R., black rubber ..	Single screw ..	54570241	575878	54571068	198865	135120	—	—
57135A	—	3DP	2	Amber	Decorative hub cap ..	Single bolt ..	—	—	—	—	131023	—	169654
57136A	—	RER27	2 1/8	Red	C.P.R.	Two stud ..	—	54570658	54570657	186134	§54570662	—	—
65423	—	48-3	2 3/8	Red	C.P.R.	Three screw ..	572734	§§54570664	—	—	—	—	—
65424	—	41T	1 1/8	Red	C.P.R., rolled over reflex	Two stud ..	—	—	—	—	—	185040	166019
65441	65424	41T	1 1/8	Red	C.P.R., rolled over reflex	Two stud ..	—	—	—	—	—	185040	166019
575883	—	RER22	2 1/8 × 1½	Red	Reflex and seal only ..	—	—	—	—	—	—	—	—
576271	—	RER14	2 1/8	Red	Reflex and filler cap ..	—	—	—	—	—	—	—	—

‡ Cover, reflex †† Plate, fixing ‡ Base, rubber § Gasket ** Ring, sliding ††† Body ††† Gasket, body seating §§ With reflector §§ Lens C.P. .. Chromium plated
C.P.R. .. Chromium plated rim



REAR LAMP LENSES



REAR LAMP LENSES




LENS CHART

Part No.	Type	Illustration Reference	Fitted to	Description
521578	Glass	1	TR50, 51 and 288-3 ..	'D' shaped; half clear and half ruby; fluted.
521654	Glass	2	288-3	Rectangular shaped; clear.
522264	Glass	3	ST50, 51 and 280-1 ..	'D' shaped; ruby; fluted.
523255	Glass	4	ST52	Ruby; stippled.
523307	Glass	5	288-3	'D' shaped; ruby; stippled; 'U' shaped flutes.
523308	Glass	5	288-3	'D' shaped; half ruby and half clear; otherwise as 523307.
523764	Glass	6	ST50	Clear.
524823	Glass	7	ST51	'D' shaped; red; stippled.
524843	Lens	8	ST51	Clear.
524910	Glass	9	DC43	Red; circular; stippled.
525186	Glass	10	ST53	Special ruby lens for Hillman 'Minx' 1945.
526228	Lens	11	MT211	Clear window.
526404	Lens	12	529	Ruby; grooved; single centre cone.
526406	Lens	13	529	Clear; semi-circular; fluted.
526437	Lens	14	518-1	Clear window.
535138	Lens	15	559	Amber; 'D' shaped; dished.
535242	Lens	16	568	Amber; 'D' shaped; dished.
535343	Lens	17	585	Amber; rectangular shaped.
535830	Lens	18	617	Amber; blister type; lightly stippled.
571643	Glass	19	ST38	Red; circular; fluted.
571717	Glass	5	ST54	Red; 'D' shaped.
571974	Glass	20	464	Clear; ridged; radiused to suit wing contour; lightly shot-blast.
571978	Glass	21	464	Ruby; domed.
571989	Glass	22	464	Clear; dished; lightly shot-blast inside.
571990	Glass	23	464	Clear; ridged; shot-blast inside.
571997	Glass	24	464	Red; ridged.
572089	Glass	23	464	Amber; otherwise as 571990.
572239	Lens	25	471	Ruby; dished; single cone.
572278	Glass	2	296	Rectangular shaped; clear.
572328	Glass	26	469	Clear; moulded; sand-blast inside.
572403	Glass	27	472	Domed; ruby and clear.
572441	Glass	28	476	'D' shaped; dished; half ruby and half clear; fluted.
572442	Glass	28	476	'D' shaped; dished; ruby; fluted.
572507	Glass	29	482	Ruby; circular; lightly stippled; centre screw fixing.
572578	Glass	30	484	Ruby; dished; single cone.
572596	Glass	31	467-2	Clear glass; window cover.
572625	Glass	33	485	Clear; special for Humber 'Hawk'.
572653	Glass	34	464	Half clear and half lightly shot-blast; dished.
572672	Glass	35	464	Ruby; ribbed; similar to 572673, but two-cone.
572673	Glass	35	464	Ruby; ribbed; single centre cone.
572674	Glass	36	464	Clear; satin etched inside; special for Austin A90.
572715	Glass	37	488	Clear; circular; lightly stippled.
572876	Glass	38	464	Ruby; dished; two centre cones.
572888	Glass	38	464	Ruby; dished; single centre cone.
573001	Glass	31	467-2	Clear; satin etched inside.
573055	Glass	32	No. 1, Mk. I ..	Clear; domed.
573266	Glass	37	488	Amber; circular; lightly stippled.
573283	Glass	39	494	Clear; horizontal fluted; Lucas medallion.
573403	Glass	40	511	Clear; circular; fluted.
573469	Glass	27	472	Clear cover.
573474	Glass	27	472	Clear cover; lightly shot-blast; otherwise as 573469.
573513	Glass	41	512	Clear; dished; marked 'Jaguar'.
573543	Glass	42	515	Ruby; domed; special for Vauxhall.
573615	Glass	47	516	Clear; domed.
573704	Glass	43	528	Clear; dished.
573723	Glass	43	528	Yellow; dished; otherwise as 573704.
573747	Glass	44	527	Clear; dished.
573819	Lens	45	525	Red; dished; sealed clear window insert.
573839	Lens	46	564	Red; dished; single centre cone.
573888	Glass	26	469	Clear; marked 'Wolseley'.
573900	Glass	26	469	Red; otherwise as 572328.
573907	Glass	26	469	Clear; 'Wolseley' in gold.
573915	Glass	48	524	Clear; domed.
573925	Glass	49	524	Clear; domed.
573997	Glass	50	531	Ruby; deep domed; internal grooves.
574000	Glass	50	531	Clear; otherwise as 573997.
574046	Glass	51	532	Clear; domed; flanges flat on two sides.
574069	Lens	52	523	Ruby; oval shaped; twin cones.
574105	Lens	54	533	Clear window.
574108	Glass	55	533	Ruby; circular fluted; marked 'Lucas'.
574226	Lens	53	538	Ruby; circular; domed.
574243	Lens	53	539	Clear; circular; domed.
574245	Lens	56	—	Aluminised; decorative dummy lens.
574256	Lens	53	538	Amber; circular; domed.
574260	Lens	56	—	Red; decorative dummy lens.


continued



REAR LAMP LENSES



REAR LAMP LENSES




LENS CHART—continued

Part No.	Type	Illustration Reference	Fitted to	Description
574310	Lens	73	543	Clear.
574311	Lens	74	543	Clear.
574323	Lens	75	542	Ruby; circular flutes at top, reflex at bottom.
574460	Lens	76	546	Ruby; two-cone; top half reflex (right hand).
574461	Lens	76	546	Left hand; otherwise as 574460.
574546	Lens	77	548	Red; domed; oblong shaped.
574547	Lens	78	548	Clear; domed; oblong shaped; otherwise as 54571072.
574609	Lens	79	551	Red; circular, with reflex.
574635	Lens	80	549	Ruby; dished; incorporating reflex.
574720	Lens	81	553	Amber; oval; domed.
574804	Glass	82	554	Clear; domed.
574945	Lens	81	553	Deep amber; otherwise as 574720.
574946	Lens	81	553	Red; otherwise as 574720.
575026	Lens	83	556	Amber; circular.
575200	Lens	46A	564	Clear; shaped to combine with 573839; for illustration, see page K58.
575263	Lens	84	AT202.. .. .	Clear; domed.
575335	Glass	41	512	Yellow; dished; marked 'Jaguar'; for illustration, see page K58.
575364	Lens	85	570	Amber; circular.
575449	Lens	86	571	Red; cheesedish type; with reflex.
575473	Lens	79	583	Red; circular, with reflex.
575581	Lens	87	558	Red; amber section at top.
575584	Lens	87	558	All red; otherwise as 575581.
575722	Lens	88	567	Clear; circular, with reflex.
575760	Lens	89A	572	Clear.
575763	Lens	89A	572	Red.
575910	Glass	90	574	Clear; circular; grooved; heavy stipple.
575911	Lens	91	574	Clear; domed.
575925	Glass	90	574	Yellow; otherwise as 575910.
576108	Glass	92	594	Amber; circular; deep domed.
576109	Glass	92	594	Red; circular; deep domed.
576153	Lens	93	582	Red; circular; domed.
576155	Lens	94	582	Clear window.
576184	Lens	95	583	Amber; triangular shaped.
576255	Lens	96	601	Red; incorporating reflex in lower half.
576267	Lens	97	587	Red; used with flasher lens 576268.
576268	Lens	98	587	Amber; used with stop tail lens 576267.
576278	Lens	98	587	Red; otherwise as 576268.
576337	Lens	99	596	Red; incorporating reflex in centre and amber flasher at top.
576338	Lens	99	596	Red; incorporating reflex in centre and red flasher at top.
576415	Lens	100	ST38 and DC43	Red; circular.
576417	Lens	101	ST38	Clear window.
576463	Lens	102	599	Clear; dished.
576586	Lens	103	572	Amber; used with stop tail lens 576588.
576588	Lens	103A	572	Red; used with flasher lens 576586.
576900	Glass	26	469	Yellow; otherwise as 572328; for illustration, see page K58.
576933	Lens	104	589	Amber and red; right hand.
576934	Lens	104	589	Amber and red; left hand.
576955	Lens	105	593	Amber; domed; used with 54570085.
576956	Lens	105	593	Red; domed; used with 54570085.
576983	Lens	92	594	Clear; circular; deep domed.
577066	Lens	106	604	Amber; circular; domed.
577070	Lens	106	604	Red; otherwise as 577066.
577153	Lens	107	600	Red, with amber lens at top, reflex in centre.
577156	Lens	107	600	All red; otherwise as 577153.
577259	Lens	108	606	Red; oval shaped; incorporating reflex.
577443	Glass	109	601	Clear; dished; circular fluted; used with 577449.
577449	Lens	96	601	Red outer lens; used with 577443.
577728	Lens	110	620	Amber; dished; circular flutes.
577729	Lens	111	620	Red; dished; circular flutes.
577854	Lens	112	631	Amber; dished; circular flutes; used with 577857.
577857	Lens	112A	631	Red; dished; circular flutes.
54570076	Lens	113	616	Amber; cone shaped; used with 54570081.
54570081	Lens	113A	616	Red; incorporating reflex; used with 54570076.
54570082	Lens	113	616	Red; otherwise as 54570076.
54570085	Lens	105A	593	Red lens, with reflex; used with 576955.
54570099	Lens	114	621	Amber; cone shaped; used with 54570150.
54570118	Lens	85	570	Red; otherwise as 575364.
54570150	Lens	114A	621	Red, with seal and reflex; used with 54570099.
54570156	Lens	115	607	Amber outer lens with clear inner lens; right hand.
54570157	Lens	115	607	Amber; as 54570156, but left hand.
54570161	Lens	115	607	Amber; as 54570156, but complete with clip.
54570162	Lens	115	607	Amber; as 54570157, but complete with clip.
54570179	Lens	116	640	Amber; cone shaped; used with 54570181.
54570181	Lens	116A	640	Red; used with 54570179.
54570185	Glass	117	623	Clear; dish shaped.


continued



REAR LAMP LENSES




REAR LAMP LENSES



LENS CHART—continued

Part No.	Type	Illustration Reference	Fitted to	Description
54570227	Lens	57	627	Amber; circular fluted; used with 54570229.
54570228	Lens	57	627	Red; otherwise as 54570227.
54570229	Lens	57A	627	Red; circular fluted; used with 54570227.
54570251	Lens	114	621	Red; otherwise as 54570099; for illustration, see page K60.
54570255	Lens	58B	629	Clear; vertical flutes.
54570257	Lens	58	629	Amber; cone shaped.
54570318	Lens	112	631	Red; otherwise as 577854; for illustration, see page K60.
54570335	Lens	103	572	Red; otherwise as 576586; for illustration, see page K60.
54570354	Lens	31	467	Clear glass; window cover; for illustration see page K58.
54570358	Lens	115	607	Red; otherwise as 54570156; for illustration, see page K60.
54570359	Lens	115	607	Red; otherwise as 54570156, but left hand; for illustration, see page K60.
54570400	Lens	116	640	Red; otherwise as 54570179; for illustration, see page K60.
54570425	Lens	59	641	Red; shaped; used with 54570787.
54570436	Lens	60	642	Amber; cone shaped; used with 54570437.
54570437	Lens	60A	642	Red.
54570451	Lens	61	647	Amber; circular fluted; right hand.
54570466	Lens	61	647	Amber; circular fluted; left hand.
54570495	Lens	62	646	Amber; shaped.
54570507	Lens	58	629	Red; otherwise as 54570257.
54570520	Glass	63	645	Clear; dished; fluted.
54570537	Glass	64	644	Clear; dished.
54570544	Lens	62A	646	Red; domed; used with 54570495.
54570562	Lens	65	636	Amber; shaped.
54570563	Lens	66	637	Amber; domed; circular fluted.
54570581	Lens	58A	629	Red; shaped; used with 54570257.
54570589	Lens	67	654	Amber; shaped.
54570629	Lens	68	635	Amber; shaped; used with 54570631.
54570631	Lens	68A	635	Red; shaped; used with 54570629.
54570648	Lens	60	642	Red; otherwise as 54570436.
54570664	Glass	37	488	Red; circular fluted; for illustration, see page K58.
54570667	Lens	68B	635	Clear; fluted.
54570668	Lens	68	635	Red; otherwise as 54570629.
54570677	Lens	66	581	Red; domed; incorporating reflex.
54570678	Lens	61A	647	Red; shaped; used with 54570451; right hand.
54570738	Lens	88	567	Red; otherwise as 575722; for illustration, see page K60.
54570749	Lens	61A	647	Red; shaped; used with 54570466; left hand.
54570751	Lens	59	641	Amber; shaped; used with 54570787.
54570755	Lens	93	582	Red; circular; as 576153, but B.S. marking; for illustration, see page K60.
54570762	Lens	70	570	Red; circular; incorporating reflex.
54570766	Lens	105, inc. 105A	593	Amber flasher, red stop tail; incorporating reflex; for illustration, see page K60.
54570767	Lens	105, inc. 105A	593	Red flasher; otherwise as 54570766; for illustration, see page K60.
54570777	Lens	89	572	Red; shaped; incorporating reflex; for illustration, see page K60.
54570779	Lens	53	538	Red; domed; circular; for illustration, see page K58.
54570787	Lens	59A	641	Red; shaped; with reflex.
54570806	Lens	69	VP64	Red; clear window.
54570810	Lens	62	646	Red; shaped; otherwise as 54570495.
54570832	Glass	71	649	Clear; dish shaped.
54570915	Lens	110	620	Red; otherwise as 577728; for illustration, see page K60.
54570923	Lens	65	636	Red, otherwise as 54570562.
54570929	Lens	72	657	Amber; grooved.
54570959	Lens	67A	654	Red; incorporating reflex.
54570990	Lens	72A	657	Red; shaped; incorporating reflex.
54571012	Lens	61	647	Red; otherwise as 54570451.
54571013	Lens	61	647	Red; otherwise as 54570466.
54571036	Lens	67	654	Red, otherwise as 54570589.
54571070	Lens	77	548	Amber; otherwise as 574546; for illustration, see page K60.
54571071	Lens	77	548	Red; as 574546; for illustration, see page K60.
54571072	Lens	78	548	Red; domed; oblong shaped; otherwise as 574547; for illustration, see page K60.
54571112	Glass	92	594	Red; circular; deep domed; for illustration, see page K60.
54571199	Lens	72	657	Red; otherwise as 54570929.




REAR LAMPS

VEHICLE APPLICATION REFERENCE

- 52114 1130 Tail lamp. Black finish; C.P.R., 1 1/2" dia.; 12v.; single contact; ruby lens; two-stud fixing. Jensen 3 1/2 litre 1946-47.
- 52285 488 Reverse lamp. C.P.R., 2 3/8" dia.; 12v.; single contact; clear lens; flexible body; flush fitting. Humber 'Hawk' Estate Car 1958-60; 'Super Snipe' Estate Car 1959-60. Riley 'Pathfinder' 1957. Vauxhall 'Wyvern', 'Velox' and 'Cresta' 1955-56.
- 52287 539 Rear flasher lamp. C.P.R., 3 3/8" dia.; 12v.; single contact; amber lens, lightly stippled; flush fitting. Bentley 'Continental' Sports Saloon 1955-60; Model 'S2' and 'Continental' Sports (except U.S.A.) 1960. Rolls-Royce 'Silver Wraith' (when fitted) 1956-59.
- 52288 539 Rear flasher lamp. C.P.R., 3 3/8" dia.; 12v.; single contact; amber lens, lightly stippled; flush fitting; as 52287 except for cable. Bentley 'Continental' Sports Saloon 1955-56; Model 'S2' and 'Continental' Sports (except U.S.A.) 1960. Rolls-Royce 'Silver Wraith' 1956-59.
- 52308 539 Reverse lamp. C.P.R., 3 3/8" dia.; 12v.; single contact; clear lens, lightly stippled; flush fitting. Bentley Model 'S' (Park Ward body) and 'Continental' Sports 1957-59. Rolls-Royce 'Silver Wraith' (Park Ward body) 1956-59.
- 52309 539 Reverse lamp. C.P.R., 3 3/8" dia.; 12v.; single contact; amber lens; flush fitting; as 52308 except for lens. Bentley Model 'S' and 'Continental' Sports 1957-59. Rolls-Royce 'Silver Wraith' (Park Ward body) 1956-59.
- 52314 585 Rear flasher lamp. Amber lens; rectangular shaped; 12v.; single contact; 42" cable; as 52395 except for voltage; flush fitting. Commer 2 1/2 ton 'Superpoise' (Petrol) and 3 1/2 ton 'Superpoise' (Diesel) 1955-60; 6 ton 'Superpoise' 1959-60.
- 52315 585 Rear flasher lamp. 24v.; as 52314 except for voltage. Commer 5/6 ton 'Superpoise' (Diesel) 1957-60.
- 52337 594 Rear flasher lamp. C.P.R., 2 3/8" dia.; 12v.; single contact; amber lens; flexible body; flush fitting. Austin 'Gipsy' and Austin-Healey 'Sprite' 1958-60. Berkeley Sports Car 1959-60. Elva 'Courier' 1959-60. Layton 'Jomar' (T.V.R.) 1959-60. Morgan 'Plus Four' 1955-60; 'Four Four' Series II 1959-60. Reliant 'Regal' Car and 5 cwt. Van 1959. Standard 'Eight' and 'Ten' 1958-60. Tornado 'Typhoon' 1959-60. Triumph TR3 1958-60.
- 52364 594 Rear flasher lamp. C.P.R., 2 3/8" dia.; 6v.; single contact; amber lens; flexible body; flush fitting; as 52337 except for voltage. Reliant 5 cwt. Van (Home) 1959.
- 52371 539 Rear flasher lamp. Sunken C.P.R., 3 3/8" dia.; 12v.; single contact; amber lens; flush fitting; less cables. Austin 'Cambridge' 1956-59; A55 Truck and Van 1958-60; A90 and A95 1956.
- 52459 539 Rear flasher lamp. 12v.; single contact; amber lens; 30" cable; flush fitting; less rim. Daimler SP250 1960.
- 52460 539 Rear flasher lamp. 12v.; single contact; red lens; 30" cable; flush fitting; less rim; as 52459 except for lens. Daimler SP250 (Export U.S.A.) 1960.
- 52503 539 Reverse lamp. C.P.R., 3 3/8" dia.; 12v.; single contact; clear lens; 21" cable; flush fitting. Bentley 'Continental' 1960.
- 53032 TR51-1 Reverse lamp. C.P. finish; 12v.; two single contact bulb holders; half clear and half ruby lens; two-stud fixing. Allard 16 (1947-49); 'L' Model 1949-51. Austin 25 cwt. Van and Ambulance 1948. Humber 'Imperial' and 'Pullman' 1946-47; 'Super Snipe' 1946. M.G. 1 1/2 litre 1947-53. Riley 1 1/2 litre 1949-55; 2 1/2 litre 1947-53. Rover 10, 12, 14 and 16 (Export) 1946-47. Sunbeam-Talbot 2 litre 1946-47.
- 53035 TR51-1 Reverse, tail and number plate lamp. C.P. finish; 12v.; two single contact bulb holders; half ruby and half clear lens; two-stud fixing. Rover 10, 12, 14 and 16 1946-47.
- 53049 ST53 Stop tail and number plate lamp. C.P.R.; overall dimensions 6 1/2" x 2 1/2"; 12v.; single contact ruby lens; four-stud fixing. Hillman 'Minx' 1948.
- 53080 288-3 Number plate illumination and reverse box. Black finish; C.P.R.; overall dimensions 28" x 5 1/2"; 12v.; single contact bulb holder; four-stud fixing. Bentley 4 1/2 litre Mk. VI 1946-51. Rolls-Royce 'Silver Wraith' 1946-59; 'Silver Dawn' 1953-55.
- †53093 467-2 Number plate illumination lamp. C.P. finish; overall dimensions 4 3/8" x 1 1/4"; 12v.; one single contact bulb holder; two-stud fixing. A.C. Cars 'Acca' 1958-60. A.F.N. 'Le Mans' (Export U.S.A.) 1951-54; 'Mille Miglia' 1951-54. Allard 16 (4-seater) 1947-49; 'J' Models 1949-56; 'L' Model 1949-51; 'K3' Model 1954-55; 'M' and 'P' Models (later) 1951-55; '21C' and '21Z' 1953-55. Alvis TB21 1952. Armstrong Siddeley 'Whitley' 1950-53. Aston Martin 2 litre 1947-49; DB3/S Competition 1956. Austin A30 1952-55; 'Seven' (850) De Luxe 1959-60; A40 Sports 1951-53; 'Princess' (later) 1956-60; Hire Car 1959-60; Austin-Healey '100', '100M', '100 Six' and '3000' 1954-60; 'Sprite' 1958-60; Hire Car 1959-60. Bentley 4 1/2 litre Mk. VI (Export U.S.A.) 1948. Bond 'Minicar' 1958-60. Bristol 2 litre 1947-48; '400' 1949-50; '404' 1954-55. Commer 8 cwt. and 'Express' Delivery Van and Truck 1949-60. Daimler 'Conquest' Roadster 1954-55; Drophead Coupé 1956-57; SP250 1960. Dellow Sports 1952-57. Elva 'Courier' 1959-60. Fairthorpe All Models 1959-60. Frazer Nash 'Mille Miglia', 'Targo Florio' and 'Sebring' Hard Top 1955. Healey 'Silverstone' 1950. Hillman 'Minx' 1948-53; 'Minx' Estate Car 1955-57. Jaguar XK-SS 1958. Jensen '541' and '541R' 1954-55. Jowett 'Javelin' 1952-54; 'Jupiter' 1951-54. Lagonda 2 1/2 litre 1949-52. Lanchester LD10 1951. Layton 'Jomar' (T.V.R.) 1959-60. Meynell All Models 1952. M.G. 'Midget', MGA and MGA 1600 1949-60. Morgan 'Plus Four' 1955-60; 'Four Four' Series II 1956-60. Morris 'Minor' 4-door 1951; 'Minor Traveller' 1954-56; 'Mini-minor' (850) De Luxe 1959-60; 'Cowley' Saloon 1955-59; 'Oxford' Saloon 1950-51 and (later) 1954-59; 'Hindustan' 1955-60; 'Six' 1948-50 and 1953-54; 'Isis' 1956-58. Morrison Electricians 1 ton D4 and 25 cwt. E 1955 Paramount Roadster and Coupé 1951-53. Reliant 'Regal' Car (6 volt) 1953-54. Rover '60' and '75' 1948-49; 'Landrover' and Station Wagon 1951. Singer 9 Roadster (Export U.S.A.) 1951. Smiths Delivery Vehicles 'Mobile Shop' 1956-58. Standard 'Vanguard' Saloon (Export U.S.A.) 1950-55; Estate Car 1954. Stallard 'Doratti' 1954-55. Tornado 'Typhoon' 1959-60. Triumph TR2 (Export Holland) 1957; TR2 1958-60; 'Mayflower' 1951-53; 'Herald' (later) 1960. Vauxhall 'Wyvern' 1948-51. Wolseley 'Fifteen Hundred' 1958-60.
- 53095 464 Stop tail lamp. C.P.R.; overall dimensions 4 1/2" x 2 1/2"; 12v.; two single contact bulb holders; clear lens; two ruby bulb covers; deep box type body; flush fitting. Austin A125 'Sheerline' 1948-54; Ambulance and Hearse 1951-53.
- 53097 469 Number plate illumination and reverse light. C.P. finish; overall dimensions 6 1/2" x 1 1/2"; 12v.; three single contact bulb holders; two-stud fixing; vertical mounting. Allard 'M' and 'P' Models (Export U.S.A.) 1951; 'P2' Model (Export U.S.A.) 1953-55; Alvis TA21 1951-53; TC21 and TC21/100 'Grey Lady' and 'Tickford' Coupé 1954-55. Armstrong Siddeley 'Sapphire' 1953-55; 'Sapphire 234' and 'Sapphire 236' 1956-58; 'Sapphire 346 Saloon' 1956-58; 'Sapphire 346' Limousine 1956-59; 'Star Sapphire' 1959-60. Aston Martin All Models (except DB3S) 1951-60. Bristol 'X404' 1954; '405' 1955-58. Daimler 2 1/2 litre Models (except 'Consort') 1950-53. Healey 'Tickford' Saloon 1951-54; 'Abbot' Drop-head Coupé 1952-54. Jensen 'Interceptor' 1950-55. Jowett 'Javelin' De Luxe 1952-54. Lagonda 3 litre 1954-58. Lea Francis 14 1950-54; 18 4 Light Saloon 1952-54; 1 1/2 and 2 1/2 litre Sports 1949-54.
- 53097 469—continued
Riley 2 1/2 litre Open Sports 1949. Rover '60' (Export N.A.D.A.) 1954; '60', '75' and '90' 1955-57; '75' 1950; '75' (Export N.A.D.A.) 1953-54; '90' (Export N.A.D.A.) 1954. Singer 'SM1500' 1949-54; 'Hunter' 1955-56. Standard 'Vanguard' Saloon 1948-53; 'Vanguard' 1955-60.
- 53099 472 Stop tail lamp. Ruby glass cover; 2 3/8" dia.; 12v.; double contact; two-stud fixing. Jowett 'Javelin' 1948-49.
- 53100 296 Number plate illumination box. Black finish; overall dimensions 2 1/2" x 5 1/2"; 12v.; one single contact bulb holder; four-stud fixing. Aston Martin 2 litre 1949-50. Austin A125 Limousine 1952; A135 'Princess' and Limousine 1948-56; Ambulance 1955. Lea Francis 18 6 Light Saloon 1950-53.
- 53101 467-2 Number plate illumination lamp. Black finish; overall dimensions 4 3/8" x 1 1/4"; 12v.; one single contact bulb holder; two-stud fixing. Allard 'M' and 'P' Models 1949-50. Armstrong Siddeley 1/2 ton Pick-up Truck (Export only) 1957. Austin A30 'Seven' 1956; 'Seven' (850) 1959-60; A35 1957-60; A40 1948-54; A40 Van, 'Countryman' and Truck 1956; A55 Truck and Van 1958-60; A70 1948-55; A90 1949; Taxi 1955-60; Hire Car 1955-58; 'Champ' (Civilian) 1954-56; 'Cargo' Truck (Civilian) 1954-55; LD Models 1955-60; 2 and 5 ton Trucks Series II 1953-55; 3 ton Trucks Series III 1955; Series III Trucks 1956-60; Series IVFF Trucks 1959-60; Series IVFG Trucks 1960; 101 Van and 'Gipsy' 1958-60; 152 Range, 301 Range and Series III 1957-60. Beardmore Taxi Mk. VII 1955-58. Citroen DS19 1956-59; 2CV (Van) 1954-60. Commer Medium Pick-up Truck Mk. IV 1951-54. Isetta (Great Britain) '300' 1957-60. Jensen Lightweight 1955; 'Tempo 1500' 1958-60. Morris 'Minor' (2-door) 1948-56; 'Minor 1000' 1957-60; 'Mini-minor' (850) 1959-60; 'Cowley' Van and Truck 1950-53; 'Oxford' Saloon 1948-49 and 1952-54; 'Traveller' 1955-57; 'Oxford' Taxi and Hire Car 1951; 'Six' 1951-52; 'Isis' 1956-57; Half Ton Van and Pick-up Truck 1954-60. Morris Commercial 15/20 cwt. (PV) 1953; LC Models 1953-60; FVS and FVS12/5 1954-55; FVS0 and NV 1954; FVS012/5, NV12/3, NVO 12/3 and NVO11/5 1955; NVO 1953; NVS, NVS12/3 and NVS13/5 1953-55; 'J' and 'JB' Vans 1949-60; 'J2' Range 1957-60; LD Models 1954-60; Series III Trucks and Coach 1956-60; Series IVFG 1960; Series IVFF Trucks and Coach 1959-60. Morrison Electricians 1 ton D4, 25 cwt. E and 20 cwt. EH 1956-60; BM, D1, F and FL Models and GT Tractor 1958-60. Rover 'Landrover' 1952-59. Singer 4AC and 4AD 1952-55. Smiths Delivery Vehicles 2 ton (Diesel) 1953; Pick-up Truck (Export Holland and Belgium) 1956-59. Standard 12 cwt. Van and Pick-up Truck 1948-57. Triumph 'Mayflower' 1950-53. Trojan 20/25 cwt. Van 1959-60.
- 53113 461 Stop lamp. C.P.R., 2 3/8" dia.; 12v.; single contact; ruby lens; special location; flush fitting. Bentley 4 1/2 litre Mk. VI 1951; 4 1/2 litre Mk. VI (Export) 1947-48; 'Continental' Sports 1952. Rolls-Royce 'Silver Wraith' 1951-55.
- 53114 288-3 Number plate illumination and reverse box. Black finish; C.P.R.; overall dimensions 28" x 5 1/2"; four single contact bulb holders; four-stud fixing. Bentley 4 1/2 litre Mk. VI (Export) 1947-50. Rolls-Royce 'Silver Wraith' (Special) 1956-59.
- 53116 476 Tail, reverse and number plate lamp. C.P. finish; 12v.; two single contact bulb holders; half ruby and half clear lens; two-stud fixing. Austin A125 Limousine 1953-54; Ambulance and Hearse 1953-55. Daimler 2 1/2 litre 'Consort' 1950-53. Healey 16 1948-49. Humber 'Imperial' and 'Pullman' 1950; 'Super Snipe' 1947-50; 'Super Snipe' (heavy duty) 1951-52.
- 53117 476 Stop tail and number plate lamp. C.P. finish; 12v.; two single contact bulb holders; ruby lens; two-stud fixing. Austin A125 Limousine 1953-54; Ambulance and Hearse 1953-55. Daimler 2 1/2 litre 'Consort' 1950-53. Healey 16 1948-49. Humber 'Super Snipe' 1947-50; 'Super Snipe' (heavy duty) 1951-52. Vauxhall 'Wyvern' and 'Velox' 1948-49.

† Quote voltage when ordering C.P. ... Chromium plated C.P.R. ... Chromium plated rim N.A.D.A. ... North American Dollar Area continued

REAR LAMPS



VEHICLE APPLICATION REFERENCE—continued

53128 464 Reverse lamp. C.P.R.; overall dimensions $4\frac{3}{4} \times 2\frac{1}{2}$ "; 12v.; single contact; clear lens; shallow box type body; flush fitting.
Austin A135 'Princess' and Limousine 1955.
Bentley $4\frac{1}{2}$ litre 1948-51.
Rolls-Royce 'Silver Wraith' (Export Switzerland) 1951-55.

53130 469 Number plate and reverse lamp. C.P. finish; overall dimensions $6\frac{1}{2} \times 1\frac{1}{2}$ "; 12v.; two single contact bulb holders; three-stud fixing; vertical mounting; special for Wolseley.
Wolseley 'Four Fifty' 1949-53; 'Six Eighty' 1949-54.

53131 482 Stop tail lamp. C.P.R.; $2\frac{3}{8}$ " dia.; 12v.; double contact; ruby lens; flush fitting.
A.C. Cars 16 1949.
Commer 8 cwt. Van and Estate Car 1949.
Morris 'Oxford' Saloon 1948-49.
Singer 'SM1500' 1949-50.

53135 485 Number plate lamp. C.P. finish; overall dimensions $8 \times 1\frac{1}{2}$ "; 12v.; two single contact bulb holders; two-stud fixing; special for Humber.
Humber 'Hawk' 1949-54; 'Super Snipe' 1951-52.

53149 469 Number plate illumination and reverse lamp. C.P. finish; overall dimensions $6\frac{1}{2} \times 1\frac{1}{2}$ "; 12v.; three single contact bulb holders; two-stud fixing.
Jaguar $2\frac{1}{2}$ and $3\frac{1}{2}$ litre 1949-51.

53152 464 Number plate illumination lamp. C.P. rim and cowl; overall dimensions $4\frac{1}{2} \times 2$ "; 12v.; one single contact bulb holder; flush fitting.
Austin A90 1950-52.

53153 464 Stop tail and flasher lamp. C.P.R.; overall dimensions $4\frac{3}{4} \times 2\frac{1}{4}$ "; 12v.; one single contact and one double contact bulb holder; ruby lens; deep box type body; flush fitting; Export U.S.A. only.
Allard 'P2' Model 1952-54; '21C' and '21Z' Models 1953-54.
Alvis TA21 1951-53; TC21 and TC21/100 'Grey Lady' and 'Tickford' Coupé 1954; TB21 1952.
Daimler $2\frac{1}{2}$ litre (except 'Consort') 1952-53; 3 litre 'Regency' Saloon and Coupé 1953; 'Conquest' ('Century') Saloon and 'Conquest' Coupé 1954-55.
Lanchester 14 1952-53.
Lea Francis 14 1951-54; 18 4 Light Saloon 1953-54; 18 6 Light Saloon 1953.
Rover '60' 1954; '75' and '90' 1950-54.

53161 469 Number plate illumination and reverse lamp. C.P. finish; overall dimensions $6\frac{1}{2} \times 1\frac{1}{2}$ "; 12v.; three single contact bulb holders; two-stud fixing.
Alvis TC108G 1956-57; TD21 1958-60.
Armstrong Siddeley 'Star' Limousine 1960.
Daimler 3 litre 'Regency' Saloon and Coupé 1953; 'Conquest' ('Century') Saloon 1954-58; 'Conquest' Drophead Coupé 1954-55.
Hillman 'Minx' (special orders) 1952.
Jaguar XK120 1949-54; XK140 1955-57.
Jensen '541' and '541R' 1956-60.
Lanchester 14 1952-53; 'Sprite' 1955-56.
Peerless 'Gran Turismo' 1959-60.
Riley 1 1/2 litre (later) 1955-60; 'One-Point-Five' 1958-60; 'Two-Point-Six' 1958-59.
Rover '75' 1951.
Triumph TR3 (Export Holland) 1957.

53164 467-2 Number plate illumination lamp. C.P. finish; overall dimensions $4\frac{3}{8} \times 1\frac{1}{2}$ "; 12v.; one single contact bulb holder; two-stud fixing.
Bentley $4\frac{1}{2}$ litre (Export U.S.A.) 1951-52.
Rolls-Royce 'Silver Wraith' (Export U.S.A.) 1952-59; 'Silver Dawn' (Export U.S.A.) 1953-55.

53171 469 Number plate illumination lamp. Black finish; overall dimensions $6\frac{1}{2} \times 1\frac{1}{2}$ "; 12v.; two single contact bulb holders; two-stud fixing; horizontal mounting.
Standard 12 cwt. Van 1950-57.

53172 484 Stop tail lamp. C.P.R.; overall dimensions $4\frac{1}{2} \times 2\frac{1}{4}$ "; 12v.; one double contact bulb holder; ruby lens; radiused to contour of car wing; flush fitting.
Commer 8 cwt. Van (later) 1951-52.
Hillman 'Minx Magnificent' 1948; 'Minx' 1949-53.

53173 464 Stop tail lamp. C.P.R.; overall dimensions $4\frac{1}{2} \times 2\frac{1}{4}$ "; 12v.; double contact; ruby lens; shallow box type body; flush fitting.
Allard 'J', 'J2' and 'J2X' Models (Export U.S.A.) 1949-50.
Humber 'Hawk' 1949-53.
Jaguar $2\frac{1}{2}$ and $3\frac{1}{2}$ litre 1949-51.
Lanchester LD10 1951.

53174 464 Stop tail lamp. C.P.R.; overall dimensions $4\frac{1}{2} \times 2\frac{1}{4}$ "; 12v.; one double contact bulb holder; ruby lens; shallow box type body; flush fitting; Export U.S.A. only.

Alvis TA21 1951-53; TC21 and TC21/100 1954-55; TB21 1952.

Healey 'Tickford' Saloon and 'Abbot' Drophead Coupé (later) 1952-54.
Humber 'Hawk' (Export U.S.A. and Canada) 1950-52; 'Hawk' (later) 1953-54.

Lagonda 3 litre 1954-55.
Sunbeam 'Alpine' (Export U.S.A.) 1953-54.
Sunbeam-Talbot '90' 1950; '90' (Export U.S.A.) 1951-53.

53175 464 Stop tail and reverse lamp. C.P.R.; overall dimensions $4\frac{1}{2} \times 2\frac{1}{4}$ "; 12v.; one single contact and one double contact bulb holder; one ruby bulb cover; special modernised body and lens; flush fitting.
Sunbeam 'Alpine' 1953-54.
Sunbeam-Talbot 2 litre 1947; '80' 1948-50; '90' 1948-54.

53177 464 Stop tail and reverse lamp. C.P.R.; overall dimensions $4\frac{1}{2} \times 2\frac{1}{4}$ "; 12v.; one single contact and one double contact bulb holder; one ruby bulb cover; shallow box type body; flush fitting.
Humber 'Imperial' and 'Pullman' 1948-54.

†53178 488 Stop tail lamp. C.P.R.; $2\frac{3}{8}$ " dia.; double contact; ruby lens; rubber body; flush fitting.

A.C. Cars 16 1950-55.
A.F.N. 'Le Mans' (Export U.S.A.) 1951-54; 'Mille Miglia' 1951-54.
Allard 'J', 'J2' and 'J2X' Models 1949-55; 'J2R' Model 1956; 'P2' Model 1952.
Armstrong Siddeley $\frac{1}{2}$ ton Pick-up Truck (Export only) 1957.
Aston Martin DB2 and DB2/4 1951-57; DB3/S Competition 2-seater 1956.
Austin A30 De Luxe 1952-53; A30 1953-56; A35 Van and 'Countryman' 1957-60; A40 'Somerset' 1952-54; A40 Van, 'Countryman' and Truck 1956; A40 Sports 1951-53; A70 1951-55; 'Regency' and Hire Car 1955-58; 'Champ' (Civilian) 1954-56; Cargo Truck (Civilian) 1954-55; LD Models 1955-60; 2 and 5 ton Trucks Series II 1953-55; 3 ton Trucks Series II 1955; Series III Trucks and Coach 1956-60; Series IVFF Trucks 1959-60; 101 Van 1958-60; 301 range (except 301FC) 1957-60; Austin-Healey '100' and '100M' 1954-56.

Beardmore Taxi Mk. VII 1955-58.
Bedford CA Van 1953-60.
Bristol 'X404' (Arnolt body) 1954.

Citroen 15 (Export) 1949-50.
Commer Estate Car 1949; 8 cwt. Van (later) 1951-52; 'Express' Delivery Van and Truck 1953-60; 'Cob' 1957; 25 cwt. Forward Control 1955-56; $1\frac{1}{2}$ ton Forward Control Mk. V 1956-59; 1 ton Forward Control (later) 1959-60; 25 cwt. 'Superpoise' Van 1955-56; Medium Pick-up Truck Mk. IV 1951-54; $\frac{3}{4}$ ton 'Superpoise' Van and Truck Mk. V 1956-60; 2/5 and 3/5 ton 'Superpoise' (Petrol) 1955-60; 6 ton 'Superpoise' 1959-60; 4, 5 and 6 ton Forward Control 1959-60; 5 ton 'Superpoise' 1955-59; 7 ton Forward Control, Fire Tender or Pump 1955-60.

Daimler 3 litre 'Regency' Coupé only 1953.
Dellow Sports 1952-57.

Healey 'Silverstone' 1950.
Hillman 'Minx' 1953-54 and (later) 1956; 'Minx' Estate Car 1949-57; 'Husky' 1955-57.
Humber 'Super Snipe' 1953-57.

Isotta (Great Britain) '300' 1957-59.
Jaguar $2\frac{1}{2}$ litre (later) 1951; $3\frac{1}{2}$ litre 1951-54; XK120 1949-54.

Jensen 'Interceptor' 1951-55; '541' and '541R' 1954-55; Lightweight 1955.
Jowett 'Jupiter' 1951-52; 10 cwt. 'Bradford' Van 1953-54.

Karrier 'Bantam' and 'Gamecock' 1955-60; $1\frac{1}{2}$ ton Passenger Chassis 1957-60.

Letus Mk. IX 1958-59.
Meynell All Models 1952.
M.G. 'Midget' 1953-55.

Morgan 'Plus Four' 1951-58; 'Four Four' Series II (Ford engine) 1956-58.
Morris 'Minor Traveller', Quarter Ton Van and Truck 1954-60; 'Cowley' Van and Truck 1950-53; 'Oxford Traveller' 1953-56; 'Oxford' Taxi and Hire Car 1951; 'Six' Saloon 1948-49; 'Isis Traveller' 1956-57; Half Ton Van and Pick-up Truck 1954-56.

53178 488—continued

Morris Commercial 15/20 cwt. (PV) 1953; LC Models 1953-60; FVS, FVS12/5, FVSO, NVO, FVS012/5, NV, NV12/3, NVO12/3 and NVO 11/5 1954-55; NVS, NVS12/3 and NVS13/5 1953-55; 10 cwt. 'J' Van 1949-57; 'JB' Van 1958-60; LD Models 1954-60; Series III Trucks and Coach 1956-60; Series IVFG Trucks 1958-60; Morrison Electricars 25 cwt. Austin Electricar B1/LH 1955-56; 1 ton D4 and 25 cwt. E 1955-59; 20 cwt. EH (later) 1959-60; BM, D1, F and FL Models 1955-60.

Paramount Cars Roadster and Coupé 1951-53.
Reliant 'Regal' Car (6 volt) 1953-54.
Renault 4CV Saloon 1952-55.

Riley 'Pathfinder' 1954-57.
Rover 'Landrover' (Export N.A.D.A.) 1951-54; Station Wagon 1951.
Singer 9 Roadster (Export U.S.A.) 1951; 4AC and 4AD 1952-55; 'SM1500' (later) 1950-54.
Smiths Delivery Vehicles Standard Drive Models (Electric), 1 and 2 ton (Diesel) 1953-55; 14, 20 and 30 cwt. (Electric) and Mobile Shop 1956-58.
Standard 'Eight' and 'Ten' 1954-55; 'Eight' and 'Ten' (Export Holland and Belgium) 1957.
Swallow Coachbuilding 'Doretts' 1954-55.
Triumph 'Mayflower' 1950.
Wolseley 'Four Forty-Four' 1953-56; 'Four Fifty' and 'Six Eighty' 1949; 'Six Ninety' 1955-56; 'Fifteen Fifty' 1957-59.

53179 464 Stop tail lamp. C.P.R.; overall dimensions $4\frac{1}{2} \times 2\frac{1}{4}$ "; 12v.; double contact; ruby lens; shallow box type body complete with windows; flush fitting.
Standard 'Vanguard' Saloon 1948-51; 'Vanguard' Estate Car 1950-56; 'Vanguard' Saloon (Export U.S.A.) 1953.

53180 464 Stop tail lamp. C.P.R.; overall dimensions $4\frac{1}{2} \times 2\frac{1}{4}$ "; 12v.; one double contact bulb holder; ruby lens; shallow box type body; flush fitting.
Standard 12 cwt. Van and Pick-up Truck 1950-57.

53183 464 Stop tail and flasher lamp. C.P.R.; overall dimensions $4\frac{1}{2} \times 2\frac{1}{4}$ "; 12v.; one single contact and one double contact bulb holder; shallow box type body; flush fitting; Export U.S.A. only.
Armstrong Siddeley 'Sapphire' 1953-55.
Daimler DC27 Ambulance 1951-54.
Healey 'Sportsmobile' 1949.
Humber 'Super Snipe' 1951-52.
Jaguar $2\frac{1}{2}$ litre 1949-51; $3\frac{1}{2}$ litre 1950-51.
Lea Francis Mk. V and Mk. VI and 18 6 Light Saloon 1950.
Standard 'Vanguard' Saloon 1950-51.
Sunbeam-Talbot '90' 1954.

53184 464 Stop tail and reverse lamp. C.P.R.; overall dimensions $4\frac{1}{2} \times 2\frac{1}{4}$ "; 12v.; one single contact and one double contact bulb holder; clear lens; one red bulb cover; shallow box type body; flush fitting.
Allard 'J', 'J2' and 'J2X' (Export U.S.A.) 1950-55; 'K3' Model 1955; 'M' and 'P' Models 1949-51; 'P2' Model 1953; '21C' and '21Z' 1955.
Rover '60' and '75' 1948-49.

†53189 No. 1 Mk. I Number plate illumination lamp. Primer finish; single contact; spring loaded cover; clear window.
Commer 3 ton four-wheel-drive Cross Country Vehicle 1956.

53193 461 Stop tail lamp. C.P.R.; $2\frac{3}{8}$ " dia.; 12v.; double contact; ruby lens; special location; flush fitting.
Bentley $4\frac{1}{2}$ litre Mk. VI 1946-51; $4\frac{1}{2}$ litre Mk. VI (Export U.S.A.) 1951; $4\frac{1}{2}$ litre Mk. VII and 'Continental' Sports 1952-54.
Lea Francis 14 1948.
Rolls-Royce 'Silver Wraith' 1946-50; 'Silver Wraith' (Export U.S.A.) 1951-55; 'Silver Dawn' (Export U.S.A.) 1953-55.

53194 461 Stop tail lamp. C.P.R.; $2\frac{3}{8}$ " dia.; 12v.; double contact; ruby lens; flush fitting.
A.C. Cars 16 1948.
Aston Martin 2 litre 1947-50.
Austin A90 1949-52.
Daimler 27 Limousine and 36 1953.
Healey 'Tickford' Saloon 1951-52; 'Abbot' Drophead Coupé 1952.
Invicta 'Black Prince' 1948-49.
Jensen 4 litre 'Interceptor' 1950.
Jowett 'Javelin' 1950-54; 'Jupiter' (later) 1952-54.
Lagonda $2\frac{1}{2}$ litre 1949-52.

†Quote voltage when ordering

C.P. . . Chromium plated

C.P.R. . . Chromium plated rim

N.A.D.A. . . North American Dollar Area

continued



REAR LAMPS

VEHICLE APPLICATION REFERENCE—continued

- 53198 464 Stop tail and reverse lamp. C.P.R.; overall dimensions $4\frac{3}{4} \times 2\frac{1}{4}$ "; one double contact and one single contact bulb holder; clear lens; one ruby bulb cover; shallow box type body; flush fitting.
Armstrong Siddeley 'Whitley' Saloon 1950-53; Limousine 1951-52.
Austin A125 Limousine 1951-54; Ambulance (DA1) and Hearse (DH1) (later) 1953-55.
Lea Francis 14 (later) 1952-53; 18 6 Light Saloon 1951-53.
- 53199 464 Stop tail lamp. C.P.R.; overall dimensions $4\frac{3}{4} \times 2\frac{1}{4}$ "; 12v.; one double contact bulb holder; ruby lens; deep box type body; flush fitting.
Allard 'P2' Model (later) 1953-54.
Armstrong Siddeley 'Sapphire' 1955.
Daimler 3 litre 'Regency' Saloon and Coupé 1953; 'Conquest' ('Century') Saloon 1954-55.
Lanchester 14 1952-53.
Lea Francis 14 and 18 4 Light Saloon 1951; 2½ litre Sports 1951-54.
Rover '60' and '90' 1954; '75' 1950-54.
- 53200 471 Stop tail lamp. C.P.R.; overall dimensions $2\frac{3}{8} \times 4\frac{1}{8}$ "; 12v.; double contact; ruby lens; flush fitting.
Austin A40 1948-52; A70 1948-50.
Citroen 15 (Export U.S.A.) 1953-54; 23 (Export U.S.A.) 1953.
M.G. 'Midget' 1950-52.
Morris 'Minor' 2-door (Export) 1949; 'Minor' 2-door, 'Oxford' and 'Six' Saloon 1950-53.
Wolseley 'Four Fifty' and 'Six Eighty' 1950-53.
- 53201 464 Stop tail and reverse lamp. C.P.R.; overall dimensions $4\frac{3}{4} \times 2\frac{1}{4}$ "; 12v.; two double contact bulb holders; clear lens; one ruby bulb cover; shallow box type body; flush fitting.
Austin 'Princess' and Limousine 1948.
Bristol 2 litre 1947-48; '400' 1949-50; '401' 1949-53; '403' 1954; '404' 1954-55.
- 53202 464 Stop tail and reverse lamp. C.P.R.; overall dimensions $4\frac{3}{4} \times 2\frac{1}{4}$ "; 12v.; two double contact bulb holders; clear lens; one ruby bulb cover; special channel; shallow box type body; flush fitting.
Austin A125 'Sheerline' 1953-54; 'Princess' and Limousine 1949-55.
- 53203 464 Stop tail and reverse lamp. C.P.R.; overall dimensions $4\frac{3}{4} \times 2\frac{1}{4}$ "; 12v.; one single contact and one double contact bulb holder; clear lens; one ruby bulb cover; shallow box type body; flush fitting.
Armstrong Siddeley 'Sapphire' 1953-54.
Daimler DC27 Ambulance 1949-54.
Healey 'Sportsmobile' 1949.
Humber 'Super Snipe' 1951-52.
Lea Francis 14 1950-52; 18 6 Light Saloon and 2½ litre Sports 1950.
- 53207 464 Stop lamp. C.P.R.; overall dimensions $4\frac{3}{4} \times 2\frac{1}{4}$ "; 12v.; single contact; ruby lens; shallow box type body; flush fitting.
Bentley 4½ litre Mk. VI (Export Switzerland) 1946; 4½ litre Mk. VI (Export) 1951.
Rolls-Royce 'Silver Wraith' (Export Holland and Switzerland) 1951-54; 'Silver Dawn' (Export Switzerland) 1953-55.
- 53210 488 Reverse lamp. C.P.R., $2\frac{3}{8}$ " dia.; 12v.; single contact; clear lens; rubber body; flush fitting.
Morris 'Oxford' Taxi and Hire Car 1951.
Riley 'Pathfinder' 1954-56.
Vauxhall 'Wyvern' (special orders) 1952-54.
- 53211 488 Stop tail lamp. C.P.R., $2\frac{3}{8}$ " dia.; 12v.; double contact; ruby lens; flush fitting; less body, but with special rubber base.
Triumph 'Mayflower' 1951-53.
- 53215 512 Number plate illumination, reverse and boot lamp. C.P. finish; overall dimensions $15\frac{1}{4} \times 4\frac{1}{4}$ "; 12v.; four single contact bulb holders; two-stud fixing.
Jaguar Mk. V (later) 1951-52; Mk. VII 1952; 2½ litre 1951.
- 53218 515 Stop tail lamp. 12v.; double contact; two-stud fixing; special for Vauxhall.
Vauxhall 'Wyvern' and 'Velox' 1952-56.
- 53223 472 Reverse lamp. 12v.; single contact; frosted moulded lens; two-stud fixing.
Jowett 'Javelin' De Luxe 1951.
- 53224 472 Number plate lamp. 12v.; single contact; clear moulded lens; two-stud fixing.
Jowett 'Javelin' 1950-51.
- 53226 464 Stop tail lamp. C.P.R.; overall dimensions $4\frac{3}{4} \times 2\frac{1}{4}$ "; 12v.; one double contact bulb holder; red lens; special shallow box type body; flush fitting.
Daimler 2½ litre (except 'Consort') 1950-51.
Humber 'Hawk' (standard extra) 1953-54.
- 53227 464 Stop tail and flasher lamp. C.P.R.; overall dimensions $4\frac{3}{4} \times 2\frac{1}{4}$ "; 12v.; one single contact and one double contact bulb holder; shallow box type body; flush fitting.
Humber 'Imperial' and 'Pullman' (Export U.S.A.) 1951-53.
- 53238 527 Number plate illumination and reverse lamp. C.P. cover; overall dimensions $3\frac{1}{4} \times 4\frac{3}{8}$ "; 12v.; two single contact bulb holders; two-stud fixing.
Humber 'Super Snipe' 1953-57.
- †53244 525 Stop tail and number plate lamp. Ruby cover; clear window; two-stud fixing.
A.C. Cars 16 (Export) 1948; 'Petite' 1953-57.
Austin 8 (6 volt) 1945-47; 10 1946-47; A30 1952-54.
Lotus Mk. IX 1958-59.
Reliant 'Regal Four' (Export only) 1959-60.
Standard Pick-up Truck 1957.
Triumph TR2 1955-57.
- 53256 529 Tail and number plate lamp. 6v.
Geo. Fitt Invalid Carriage (Villiers Mk. VI engine) 1951-55.
Invacar Invalid Carriage 1951-55.
Reliant 750 c.c. 4 cylinder 3-wheeler 1947-54.
Vernon's Industries Invalid Carriage 1951-54.
Wessex Industries Delivery Van 1952-55.
- 53258 469 Number plate illumination and reverse lamp. C.P. finish; overall dimensions $6\frac{1}{8} \times 1\frac{1}{8}$ "; 12v.; three single contact bulb holders; two-stud fixing.
Rover '60' and '90' 1954; '75' 1952-54; '60' and '105' 1958-59; '80' and '100' 1960.
- 53275 469 Number plate illumination and reverse lamp. Black finish; overall dimensions $6\frac{1}{8} \times 1\frac{1}{8}$ "; 12v.; three single contact bulb holders; two-stud fixing.
Wolseley 'Four Forty-Four' 1953-56; 'Fifteen Fifty' 1957-59.
- 53277 465 Number plate illumination lamp. C.P. finish; overall dimensions $17 \times 1\frac{1}{4}$ "; 12v.; two single contact bulb holders; three-stud fixing.
Sunbeam 'Alpine' 1953-54.
Sunbeam-Talbot '80' 1948-50; '90' 1948-54.
- 53278 532 Number plate illumination lamp. Clear glass cover; overall dimensions 3×3 "; 12v.; one single contact bulb holder; flange fixing.
Austin A90 and A95 1957.
Commer 'Cob' Light Van 1957-60.
Daimler 'Empress' Saloon, 'Regency' (and 'Sportsman') and 'Regina' Limousine 1955; 3½ litre 'One-O-Four' Saloon 1956-59; 'One-O-Four' Ladies' Model 1956; 4½ litre Limousine 1956-60; 'Majestic' 1959-60.
Hillman 'Minx' All Models (except Estate Car) 1953-60; 'Husky' 1955-60; 'Hawk' 1955-57.
Singer 'Gazelle' 1957-60.
Sunbeam 'Alpine' Sports 1959-60; 'Rapier' 1956-60.
- 53280 523 Stop tail and flasher lamp. Oval plastic rim, aluminised; 12v.; one single contact and one double contact bulb holder; red lens; flush fitting.
Austin 'Metropolitan' 1958-60.
Nash 'Metropolitan' 1954-56.
- 53288 471 Stop tail lamp. C.P.R.; overall dimensions $2\frac{3}{8} \times 4\frac{1}{8}$ "; 12v.; double contact; ruby lens; flush fitting.
Morris 'Minor', 'Oxford' and 'Six' (later) 1953-54.
Wolseley 'Four Fifty' (later) 1953; 'Six Eighty' (later) 1953-54.
- 53290 531-1 Stop tail and reverse lamp. Three separate lenses—red reflex, ruby and clear; 12v.; one single contact and one double contact bulb holder; flush fitting.
Standard 'Vanguard' Saloon (later) 1953-55; 'Vanguard' Saloon (Export U.S.A.) 1953.
- 53291 537 Bracket for number plate illumination lamp. Overall dimensions $4\frac{3}{8} \times 1\frac{1}{4}$ "; 12v.; two single contact bulb holders.
Morris Quarter Ton Van (and G.P.O.) and Pick-up Truck 1954-60.
- 53295 533 Stop tail and number plate lamp. C.P.R., 4" dia.; 12v.; three double contact bulb holders; red lens; two-stud fixing.
Austin B.M.C. 7 ton Series III Petrol Tanker 1958; 3/4 and 3/5 ton Series III Petrol Tanker 1957-60.
Morris Commercial 15/20 cwt. PV (G.P.O. only) 1953; LC4 and LC5 (LCO \times 5 G.P.O. Models) 1953-59; 3 ton 3KNC (G.P.O.) 1956-59; Series III Tanker 1957-60; Series IVFF Tanker 1958-60.
Rover 'Landrover' (G.P.O.) 1954-56.
- 53297 469 Number plate illumination and reverse lamp. C.P. finish; overall dimensions $6\frac{1}{8} \times 1\frac{1}{8}$ "; 12v.; three single contact bulb holders; two-stud fixing.
Bentley 'Continental' Sports 1953-54.
- 53304 533 Stop tail and number plate lamp. C.P.R., 4" dia.; 12v.; three double contact bulb holders; red lens; two-stud fixing; as 53295 except for bulbs.
Rover 'Landrover' (G.P.O.) 1957-60.
- 53305 542 Stop tail lamp. Red diakon lens, lower half reflex; 12v.; double contact; flush fitting.
A.C. Cars 'Ace' Sports 1955-60.
Hillman 'Minx' All Models 1954-55; 'Minx Special' 1956.
Jensen '541' and '541R' 1956-60.
- 53306 461-1 Stop and flasher lamp. C.P.R., $2\frac{1}{2}$ " dia.; 12v.; double contact; amber lens; flush fitting.
Bentley 'Continental' Sports 1953-54.
- 53307 461 Reverse lamp. C.P.R., $2\frac{1}{2}$ " dia.; 12v.; single contact; clear lens; flush fitting.
Bentley 'Continental' Sports 1953-54.
- 53308 543 Number plate illumination and boot lamp. C.P. finish; 12v.; two single contact bulb holders; two-stud fixing.
Citroen 15 1954-55; 25 1955.
- 53310 546 Stop tail and reflex lamp. C.P.R.; overall dimensions $5\frac{1}{8} \times 3\frac{1}{8}$ "; 12v.; double contact; flush fitting; left hand lamp for right hand drive.
Morris 'Cowley', 'Oxford' and 'Hindustan' 1955-56; 'Isis' (when trafficators fitted) 1956.
- 53311 546 Stop tail and reflex lamp. Right hand lamp for right hand drive; otherwise as 53310.
Morris 'Cowley', 'Oxford' and 'Hindustan' 1955-56; 'Isis' (when trafficators fitted) 1956.
- 53312 546 Stop tail, flasher and reflex lamp. Left hand lamp for left hand drive; otherwise as 53310.
Morris 'Cowley', 'Oxford' and 'Hindustan' 1955-56; 'Isis' and 'Traveller' 1956.
- 53313 546 Stop tail, flasher and reflex lamp. Right hand lamp for left hand drive; otherwise as 53310.
Morris 'Cowley', 'Oxford' and 'Hindustan' 1955-56; 'Isis' and 'Traveller' 1956.
- 53315 488 Stop tail and rear flasher lamp. C.P.R.; $2\frac{3}{8}$ " dia.; 12v.; single contact; ruby lens; flexible body; flush fitting.
Wolseley 'Six-Ninety' 1955-56.
- 53317 469 Number plate illumination and reverse lamp. Black finish; overall dimensions $6\frac{1}{8} \times 1\frac{1}{8}$ "; 12v.; three single contact bulb holders; two-stud fixing.
M.G. 'Magnetite' 1954-59.
- 53318 471 Stop tail lamp. Special C.P.R.; 12v.; double contact; red glass, cheesedish type; flush fitting.
Triumph 2-seater Sports 1954.
- 53320 467 Number plate illumination lamp. Black finish; overall dimensions $4\frac{1}{8} \times 1\frac{1}{8}$ "; 12v.; one single contact bulb holder; two-stud fixing.
Standard 'Eight' 1954-55; 6 cwt. Van (Export Holland and Belgium) 1956-59.
- 53330 549 Stop tail and reflex lamp. C.P.R.; 12v.; double contact; red lens, with reflex; two-screw fixing.
A.C. Cars 16 1956-57; 'Aceca' 1955-60.
Aston Martin DB Mk. IIIA 1958.
Austin-Healey 'Sprite' 1958-60.
Elva 'Courier' (B.M.C. 1,500 c.c. engine) 1959-60.
Fairthorpe 'Electron' and 'Electron Major' 1958-60; 'Atomota' and 'Zeta' 1959-60.
Jaguar XK-SS Open 2-seater (Export U.S.A. only) 1958.
Lagonda 3 litre 1955-58.
Lotus Mk. VII and Mk. VIII (Ford 100E engine) 1958.
M.G. MGA and MGA 1600 1956-60.
Morgan 'Plus Four' and 'Four Four' Series II (Ford Engine) 1959-60.
Morris 'Minor' 1955-56.
Riley 1½ litre (later) 1955.
Singer 'Hunter' 1956.
Triumph TR2 1955-57; TR3 (Export Holland) 1957; TR3 1958-60.

REAR LAMPS



VEHICLE APPLICATION REFERENCE—continued

53332 551 Stop tail and reflex lamp. Sunken C.P.R., 4½" dia.; 12v.; double contact; red lens, with reflex; flush fitting.
Austin A40, A50, A90 and A95 1955.

53339 553 Stop tail, flasher and reflex lamp. Diecast rim and base; 12v.; one single contact and one double contact bulb holder; pale amber outer lens and red reflex; red cover over lower bulbs; four-stud fixing. Bentley Model 'S' and Sports Saloon 1955-59; 'Continental' 1960.
Rolls-Royce 'Silver Wraith' (James Young) and 'Silver Cloud' 1956-59; 'Silver Cloud' II and 'Phantom' V 1960.

53340 549 Stop tail and reflex lamp. C.P.R.; 12v.; double contact; red lens, with reflex; two-screw fixing; left hand lamp.
Jaguar 3½ litre Mk. VII 1955-58; Mk. VIII 1957-58; Mk. IX 1959.

53341 549 Stop tail and reflex lamp. As 53340 except for rim and bulb holder; right hand lamp.
Jaguar 3½ litre Mk. VII 1955-58; Mk. VIII 1957-58; Mk. IX 1959.

53343 554 Number plate illumination lamp. Black finish; 12v.; double contact; clear, domed window; rubber seating; two-screw fixing.
Austin A35 Pick-up Truck 1957-58.
Commer 25 cwt. Forward Control and 25 cwt. 'Superpoise' Van 1955-56; 1½/1¼ ton Forward Control and 1½/1¼ ton 'Superpoise' Van and Medium Pick-up Truck Mk. V 1956-60; 2½ ton (Petrol) and 3½ ton (Diesel) 'Superpoise' and Fire Tender or Pump Chassis 1955-60; 6 ton 'Superpoise' 1959-60; 4, 5 and 6 ton Forward Control 1959-60; 7 ton Forward Control 1955-60; 5 ton Forward Control 1955-58; 10/12 ton Tractor (Rootes TS3 Diesel engine) 1957-60.
Karrier 'Bantam' and 'Gamecock' 1955-60; 1½/1¼ ton Passenger Chassis 1957-60.

53346 554 Number plate illumination lamp. As 53343, but 24 volt.
Commer 5 ton 'Superpoise' and 6 ton (Diesel, 24 volt) 1955-60.

53350 549 Stop tail and reflex lamp. C.P.R.; 12v.; double contact; red lens; two-screw fixing; left hand lamp.
Jaguar XK140 1955-57; XK150 1958-59.

53351 549 Stop tail and reflex lamp. As 53350 except for rim and bulb holder; right hand lamp.
Jaguar XK140 1955-57; XK150 1958-59.

53356 558 Stop tail, flasher and reflex lamp. C.P.R.; 12v.; one single contact and one double contact bulb holder; amber and red lens, oblong shape; flush fitting.
Alvis 3 litre TG and 108G Saloon (Graber body) 1956-57.
Armstrong Siddeley 'Star Sapphire' and Limousine 1959-60.
Austin 152 Range, Half Ton Van and Pick-up Truck and '12 Range 1957-60.
Rover '60', '90' and '105' 1955-59; '80' and '100' 1960.

53358 556 Rear flasher lamp. 4½" dia.; amber lens, lightly stippled; single contact; flexible body; flush fitting.
Morris Commercial 2/3, 4 and 5 ton Truck, Coach and Tanker (when fitted) and Prime Mover Series III 1959-60; Series IVFG Forward Control Trucks 1960; 7 ton Truck, Coach and Prime Mover Series IVFF 1958-60.
Smiths Delivery Vehicles 'Mobile Shop' 1956-58.

53359 488 Rear flasher lamp. C.P.R., 2½" dia.; 12v.; single contact; amber lens; flexible body; flush fitting; as 53210 except for lens.
Singer 'Hunter' 1955-56.
Trojan 20 and 25 cwt. Vans 1959-60.
Wolseley 'Six Ninety' (L.H.D. and optional R.H.D.) 1955-56.

53362 559 Roof flasher lamp. Amber, half-moon shaped lens; single contact; pressed metal base for fitting to door pillar.
Morris Commercial LD Models 1956-60.

53367 556 Rear flasher lamp. 4½" dia.; amber lens, lightly stippled; double contact; flexible body; flush fitting; as 53358 except for bulb holder and bulb.
Morris Commercial LCFO (when fitted) 1958-59 and 1960.

53374 467-2 Number plate illumination lamp. Black finish; overall dimensions 4 5/8" x 1 3/8"; 12v.; one single contact bulb holder; two-stud fixing.
Smiths Delivery Vehicles Standard Drive Models (Electric) 1953-55; 14, 20 and 30 cwt. (Electric) 1956-58; 1 and 2 ton (Diesel) and 'Mobile Shop' (Electric) 1954-55.

53376 465 Number plate illumination and reverse lamp. C.P. finish; overall dimensions 17" x 1 1/4"; 12v.; six single contact bulbs; 'Sunbeam' on reverse window; two-screw fixing.
Sunbeam 'Alpine' Saloon Mk. III 1955-57.

53377 551 Stop tail and reflex lamp. C.P.R., 3 3/4" dia.; double contact; red lens, with reflex; flush fitting.
Bond 'Minicar' 1958-60.
Bristol '405' and '406' 1955-60.
Daimler 4½ litre Limousine 1957-59; 'Majestic' 1959-60.
Frazer Nash 'Mille Miglia', 'Targo Florio' and 'Sebring' Hard Top 1955.
Isetta (Great Britain) '300' (Export Canada) 1958-60.
Jensen 'Tempo 1500' 1958-60.
Layton Sports Car 'Jomar' (T.V.R.) 1959-60.
M.G. 'Magnette' 1955-59.

53378 539 Reverse lamp. C.P.R., 3 3/8" dia.; 12v.; single contact; clear lens; flush fitting.
Citroen DS19, ID19 and 'Safari' 1960.
Daimler 'Conquest' Roadster 1955; Drophead Coupé 1956-57; 'Empress' Saloon, 'Regency' (and 'Sportsman') and 'Regina' Limousine 1955; 3½ litre 'One-O-Four' Saloon 1956-59; 4½ litre Limousine 1956-60; 'Majestic' 1959-60.

53381 549 Stop tail and reflex lamp. C.P.R.; 12v.; double contact; red lens, with reflex; two-screw fixing; left hand lamp.
Jaguar 2.4 litre 1956-59.

53382 549 Stop tail and reflex lamp. As 53381, but right hand lamp.
Jaguar 2.4 litre 1956-59.

53384 551 Stop tail and reflex lamp. C.P.R., 3 3/4" dia.; 12v.; double contact; red lens with reflex; 38½" cable; flush fitting.
Austin A135 'Princess' and Limousine 1955-60.

53388 467-2 Number plate illumination lamp. C.P. finish; overall dimensions 4 5/8" x 1 3/8"; 12v.; one single contact bulb holder; as 53093, but less fixing studs, washers and nuts.
Standard 'Eight' and 'Ten' 1956-59.

53390 ST51 Stop tail and number plate lamp. Black finish; 12v.; double contact; red lens; two-stud fixing.
Armstrong Siddeley 'Typhoon' 1948-50; Utility 1950-52.
Austin 8 Van and 10 1946-47; A40 Van, 'Countryman' and Pick-up Truck 1948-55; A70 'Countryman' and Pick-up Truck 1952-54; Taxi (Petrol) 1948-54; 25 cwt. Van 1949-54.
Commer 8 cwt. Van 1947-48.
Hillman 'Minx' Estate Car 1948; 'Minx' 1947-48.
Jowett 10 cwt. 'Bradford' Van 1946-52; 6 Light Utility 1949-52.
Morris 8 and 10 1946-48; 'Oxford' Saloon 1948-49; 5 cwt. Van (later) 1947-53; 10 cwt. Van 1950.
Rover 'Landrover' 1948-50; 'Landrover' (except N.A.D.A.) 1951-54.
Singer 9 Roadster 1946-51.
Standard 12 and 14 Coupé (Export Holland) 1946.

53392 ST51 Stop tail and number plate lamp. C.P. finish; 12v.; double contact; red lens; two-stud fixing.
Allard 16 4-seater 1947-49; 'L' Model 1949-51.
Austin 25 cwt. Van and Ambulance 1948; Ambulance 1949-54.
Citroen 23 1949-50.
Humber 'Hawk' 1946-48; 'Imperial' and 'Pullman' 1946-47; 'Snipe' and 'Super Snipe' 1946.
Jowett De Luxe Van 1949-52.
Lloyd '650' Roadster (Export) 1948-50.
M.G. 1½ litre 1947-53; 'Midget', MGA and MGA 1600 1949-60.
Morris 'Minor' 2-door 1948-49.
Riley 1½ litre 1946-55; 2½ litre 1947-53.
Rover 10, 12, 14 and 16 1946-47; Station Wagon 1949.
Singer 10 1946-49.
Standard 8 1946-48; 14 (Export Australia) 1946.
Sunbeam-Talbot 2 litre 1946-47.
Trojan 15/20 cwt. Van (Petrol) 1946-54; 15/20 cwt. Van and Truck (Diesel) 1954.
Wolseley 8 1946-48.

53394 564 Stop tail, reflex and number plate illumination lamp. 6v.; double contact; red lens; two-screw fixing.

A.C. Cars Invalid Carriage 1952-53.
Barrett, W. & F. 'Midget' All-weather Invalid Car 1954; 147 c.c. All-weather Invalid Car 1953-54; 197 c.c. All-weather Invalid Car 1955.

53397 488 Tail lamp. C.P.R., 2 3/8" dia.; 12v.; single contact; red lens; rubber body; flush fitting.
Commer 3 ton four-wheel drive Cross Country Vehicle 1956.
Isetta (Great Britain) '300' 1960.
Wolseley 'Six Ninety' 1955-56.

53405 518-2 Stop tail lamp. Black body incorporating red lens; 12v.; double contact; two-screw fixing.
Rover 'Landrover' 1955-56.

53407 570 Stop tail and flasher lamp. C.P.R., 7" dia.; 12v.; one single contact and one double contact bulb holder; circular red lens, with amber inset for flasher.
Standard 'Vanguard' Saloon 1956-57; Estate Car and Saloon (Export Australia) 1958.

53410 571 Stop tail, flasher and reflex lamp. C.P.R.; overall dimensions 5 5/8" x 2 3/8"; 12v.; double contact; red lens; flush fitting.

Armstrong Siddeley 'Sapphire' (later) 1955; 'Sapphire 346' Saloon 1956-59.
Daimler 'Conquest' ('Century') 1956-58.
Lanchester 'Sprite' 1955-56.

53412 464 Reverse lamp. C.P.R.; overall dimensions 4 3/4" x 2 1/4"; 12v.; single contact; clear, fluted lens; rubber grommet; flush fitting.
Austin 'Princess' and Limousine 1956-60.

53414 469 Number plate illumination and reverse lamp. C.P. finish; overall dimensions 6 5/8" x 1 1/8"; 12v.; three single contact bulb holders; 'Wolseley' on lens; two-stud fixing.
Wolseley 'Six Ninety' 1955-59.

53426 525 Stop tail and number plate illumination lamp. Red lens, with clear lens insert for number plate; 12v.; double contact; less fixing screws, nuts and washers.

Isetta (Great Britain) '300' (Export Canada) 1958-60.
Standard 'Eight' De Luxe and 'Ten' 1955; 'Eight', 'Ten', 'Companion' Estate Car and 6 cwt. Van 1956-59.

53432 564 Stop tail, reflex and number plate illumination lamp. Red lens, with clear lens insert for number plate; 6v.; double contact; two-screw fixing.
Reliant 'Regal' Car 1955-58; 5 cwt. Van 1959; 6 cwt. Van and Truck 1955.
Tippen Invalid Carriage 1955-56.

53439 ST38E Stop tail and number plate illumination lamp. Black finish; 3 5/8" rim dia.; 6v.; two single contact bulb holders; red lens; two-screw fixing.
Lloyd '650' Roadster 1948-50.

53440 ST38E Stop tail and number plate illumination lamp. Black finish; 3 5/8" rim dia.; 12v.; two single contact bulb holders; red lens; two-screw fixing.
Austin 2 and 5 ton Trucks 1949-52; Coach 1947-55.
Bedford 5/6 cwt. Van 1946-47; 10/12 cwt. Van 1946-52.
Citroen 15 1946-52; 23 1951-52.

Commer 15/25 cwt. 1946-48; 25 cwt. Forward Control, 2/3 ton and 3/4 ton 1949-54; 25 cwt. 'Superpoise' Van 1950-54; 4/5 ton 1949-51; 5 ton 'Superpoise' 1952-54; 'Commando' (Petrol) 1950-53; 3 and 4 ton Trucks, Pantechicon and 'Commando' (Petrol) 1947-49; 3 and 4 ton Trucks, Tipper Chassis (Diesel), Pantechicon and 'Commando' 1947; 5 ton 'Superpoise' (Diesel) 1950-54; 5 ton 1947; 5 ton 'Superpoise' 1954; 5 and 7 ton 1949; 6½ and 7 ton 1949-50; 8 ton Tractor Trailer 1950; 'Avenger' Coach (Diesel engine, 24 volt) 1954; Fire Tender or Pump Chassis 1952-54.
Karrier 'Bantam' 1951-54; CK3 3 ton 1947-52; 'Gamecock' 1953-54.
Morris 5 cwt. Van 1947; 10 cwt. Van 1946-49.
Morris Commercial 15/20 cwt. (PV) 1950-52; 25/30 cwt. (LC3) 1946-52; 25/35 cwt. 1946; 35/40, 45/55 and 60/70 cwt., 5 ton Forward Control, Tipper, ECV13/3, CEV13/5, CV11/30, CV10 Tipper and CV11/40 Lorries 1946-48; CV9/40 Tippers 1950-51; ECV13/5 (Petrol) and ECV10/3/5 (Diesel) 1949; PV and FVO 1949-53; NVO and NVS 1953; FF Coach 1950-52.
Smiths Delivery Vehicles 'Mobile Shop' (Electric) 1953-55.
Vauxhall 10 and 12 1946-47.



REAR LAMPS


VEHICLE APPLICATION REFERENCE—continued

- 53443 ST38E Stop tail and number plate illumination lamp. Black finish; 3 $\frac{1}{8}$ " rim dia.; 12v.; two double contact bulb holders; red lens; two-screw fixing. Wales & Edwards 1 ton Electric Van 1953-55.
- 53444 572 Stop tail lamp. C.P.R.; 12v.; double contact; all red lens; flush fitting; two-screw fixing. Hillman 'Minx' 1957; 'Minx' (Export North America) 1958; 'Minx Special' (Export U.S.A.) 1958. Singer 'Gazelle' (Export North America) 1957-58.
- 53452 574 Number plate illumination and reverse lamp. C.P.R.; 2 $\frac{3}{8}$ " dia.; 12v.; red primer body; two single contact bulb holders; clear lens. Standard 'Vanguard' Phase III Saloon 1956-60.
- 53453 512 Number plate illumination and reverse lamp. C.P. diecast body; 12v.; three single contact bulb holders; clear lens marked 'Jaguar'; as 53557 except for lens. Jaguar 2.4 litre 1956-59; Mk. II 1960.
- 53454 564 Stop tail, reflex and number plate illumination lamp. Red lens, with clear lens insert for number plate; 12v.; double contact; two-screw fixing; as 53432 except for voltage. Reliant 'Regal' Car 1959; 10 cwt. (later) 'Regent' 3-wheeler Van 1955-56.
- 53459 DC43 Stop tail and number plate illumination lamp. Black finish; 4" rim dia.; Lucas medallion on body; 12v.; double contact; two interior bulb holders; two-stud fixing. Douglas Battery Vehicle 1950. Morrison Electricars Battery Vehicle 1951-54.
- 53460 538 Stop tail lamp. C.P.R.; 3 $\frac{1}{8}$ " dia.; 12v. double contact; red lens, lightly stippled; flush fitting. Rolls-Royce 'Silver Wraith' (except James Young) 1956-59.
- 53464 548 Stop tail, reflex and reverse lamp. C.P.R.; 12v.; one double contact and one single contact bulb holder; red lens and clear reverse lens; flush fitting. Humber 'Hawk' 1955-57.
- 53465 572 Stop tail, reflex and reverse lamp. C.P.R.; 12v.; one double contact and one single contact bulb holder; red lens, with clear lower lens for reverse; flush fitting; two-screw fixing. Sunbeam 'Rapier' 1956-57.
- 53481 528 Number plate illumination and reverse lamp. C.P. finish; diecast outer cover; three single contact bulb holders; amber lens; three-stud fixing. Bentley Model 'S' Sports Saloon (Export France) 1955-56; 'Continental' (Export France) 1957-59.
- 53489 583 Stop tail, flasher and reflex lamp. C.P.R.; 12v.; one double contact and one single contact bulb holder; red stop tail lens and amber flasher lens; three-screw fixing. Armstrong Siddeley 'Sapphire 234' and 'Sapphire 236' 1956-58.
- 53495 553 Stop tail and flasher lamp. Diecast rim and base; 12v.; one double contact and one single contact bulb holder; pale amber lens, with reflex; two-stud fixing. Bentley Model 'S' and 'Continental' Sports (Export France) 1957-59; 'Continental' (Export France) 1960. Rolls-Royce 'Silver Wraith' (James Young) and 'Silver Cloud' (Export France) 1956-59; 'Silver Cloud' II and 'Phantom' V (Export France) 1960.
- 53501 539 Reverse lamp. C.P.R.; 3 $\frac{1}{8}$ " dia.; 12v.; single contact; red lens; 1 $\frac{1}{2}$ " rubber sleeve; flush fitting. Bentley Model 'S' and 'Continental' Sports (Export Italy) 1957-59. Rolls-Royce 'Silver Wraith' (Park Ward, Export Italy) 1956-59.
- 53502 524 Number plate illumination lamp. Frost white cover; 12v.; single contact; clear, domed glass; flush fitting. Austin 'Metropolitan' 1957-60. Nash 'Metropolitan' 1954-60.
- 53504 488 Flasher lamp. C.P.R.; 2 $\frac{3}{8}$ " dia.; 12v.; single contact; amber lens; flexible body; flush fitting. Smiths Delivery Vehicles Standard Drive Models (Electric, special orders) 1955; 14, 20 and 30 cwt. (Electric, special orders) 1956-58; 1 ton (Diesel, special orders) 1953-55; 'Mobile Shop' (Electric) 1955. Standard 'Eight' and 'Ten' Saloons (Export Holland and Belgium) 1956-57. Triumph TR3 (Export Holland) 1957.
- 53515 461-1 Reverse lamp. Clear window rolled into C.P.R.; 12v.; single contact; flush fitting. Bentley 'Continental' (Mulliner Body) 1957-59.
- 53516 553 Stop tail, flasher and reflex lamp. Diecast rim and base; 12v.; one double contact and one single contact bulb holder; red lens, with reflex; four-stud fixing. Bentley Model 'S' and 'Continental' Sports (Export California) 1957-59; 'Continental' (Export U.S.A.) 1960. Rolls-Royce 'Silver Wraith' (James Young) and 'Silver Cloud' (California) 1956-59. 'Silver Cloud' II and 'Phantom' V (Export U.S.A.) 1960.
- 53518 534 Number plate illumination lamp. C.P. cover; 12v.; single contact; clear, domed window; flush fitting. Austin A40 1955-56; A50 (later) 1956-57; A40 1960; A90 and A95 1955-56; A90, A95 'Countryman' and A105 (BS7) 1957. Bristol '406' 1958-60. Citroen 'DS19, 1D19 and 'Safari' 1960. Cooper 'Monaco' Sports (Coventry Climax engine) 1959-60. Humber New 'Hawk' Estate Car 1958-59. Lotus Mk. VII and Mk. VIII (Ford 100E engine) 1958. Wolsley 'Six Ninety-Nine' 1959-60.
- 53520 581 Stop tail and reflex lamp. Red lens, with reflex; 3 $\frac{1}{2}$ " rim dia.; metal backplate with staked lens fixing screw; 12v.; double contact; flush fitting. Austin 10 cwt. 'Gipsy' 1958-60. Frisky Saloon 1958; Coupé 1959; 'Family Three' 1960. Reliant 'Regal' Car and 5 cwt. Van 1960. Standard 'Atlas', 10/12 cwt. Van and Pick-up Truck 1959-60. Trojan 20 and 25 cwt. Van, Truck and Bus 1959-60.
- 53522 553 Stop tail, flasher and reflex lamp. Diecast rim and base; 12v.; one single contact and one double contact bulb holder; deep amber lens, with red reflex; red cover over lower bulb; four-stud fixing. Bentley Model 'S' and 'Continental' Sports (Export U.S.A.) 1957-59. Rolls-Royce 'Silver Wraith' (James Young) and 'Silver Cloud' (Export U.S.A.) 1956-59.
- 53527 548 Stop tail, flasher and reflex lamp. C.P. body; 12v.; one double contact and one single contact bulb holder; amber lens at top, red lens at bottom and red reflex; flush fitting. Alvis TD21 1958-60. Aston Martin DB Mk. IIB 1958-59; DB4 and DB4GT 1959-60. Peerless 'Gran Turismo' 1959-60.
- 53539 572 Stop tail, flasher and reflex lamp. C.P. peaked diecast base; 12v.; one double contact and one single contact bulb holder; amber flasher lens and red stop tail lens; two-stud fixing. Hillman 'Minx' 1959; 'Minx' De Luxe 1959-60. Sunbeam 'Rapier' 1957.
- 53540 572 Stop tail, flasher and reflex lamp. C.P. metal base; 12v.; one double contact and one single contact bulb holder; amber flasher lens and red stop tail lens; two-stud fixing. Commer 'Cob' Series II 1960. Hillman 'Minx' (amber, later) 1957-58; 'Minx Special' (except North America) 1958-59. Singer 'Gazelle' (except North America) 1957-59. Sunbeam 'Rapier' 1958.
- 53541 523 Stop tail and flasher lamp. Oval shaped red lens, with reflex; 12v.; one double contact and one single contact bulb holder; flush fitting; as 53280, but less plastic rim. Alfa Romeo 'Giulietta' (Sports, 750C 'Berlina'), (Sprint, 750B) and (I.I. 753) 1957-60; 'Giulietta Spyder' 1956-59; T10 Van (Petrol) 1958-59. Austin 'Metropolitan' 1957-60. Nash 'Metropolitan' 1957.
- 53546 574 Number plate illumination and reverse lamp. C.P. diecast body; C.P.R.; 2 $\frac{3}{8}$ " dia.; 12v.; two single contact bulb holders; clear lens. Standard 'Vanguard Sportsman' 1957-58.
- 53547 587 Stop tail, flasher and reflex lamp. C.P. peaked rim; 12v.; one double contact and one single contact bulb holder; amber flasher lens and red stop tail lens; flush fitting. Humber New 'Hawk' 1958-60; New 'Super Snipe' 1959-60.
- 53551 469 Number plate illumination and reverse lamp. C.P. finish; overall dimensions 6 $\frac{1}{2}$ " x 1 $\frac{1}{2}$ "; 12v.; three single contact bulb holders; yellow lens; two-stud fixing. Jaguar XK140 (Export France) 1957.
- 53553 589 Stop tail, flasher and reflex lamp. Amber and red lens, with reflex; 12v.; one double contact and one single contact bulb holder; left hand lamp. Vauxhall 'Wyvern', 'Velox', 'Cresta', 'Grosvenor' Estate Car and 'Dormobile' 1957.
- 53554 589 Stop tail, flasher and reflex lamp. Amber and red lens, with reflex; 12v.; one double contact and one single contact bulb holder; right hand lamp; as 53553 except for lens. Vauxhall 'Wyvern', 'Velox', 'Cresta', 'Grosvenor' Estate Car and 'Dormobile' 1957.
- 53556 512 Number plate illumination and reverse lamp. C.P. diecast body; 12v.; four single contact bulb holders; yellow lens, marked 'Jaguar'; two-stud fixing; as 53215 except for lens (Export France). Jaguar 3 $\frac{1}{2}$ litre Mk. VII 1957-58; Mk. VIII 1957-59; Mk. IX 1959-60; XK150 1958-60.
- 53557 512 Number plate illumination and reverse lamp. C.P. diecast body; 12v.; three single contact bulb holders; yellow lens, marked 'Jaguar'; as 53453 except for lens (Export France). Jaguar 2.4 litre 1956-59; Mk. II 1960.
- 53558 574 Number plate illumination and reverse lamp. C.P. diecast body; C.P.R.; 2 $\frac{3}{8}$ " dia.; 12v.; two single contact bulb holders; yellow reverse light lens; as 53452 except for reverse light lens. Standard 'Vanguard' Saloon Phase III (Export France) 1957-60.
- 53564 594 Stop tail lamp. C.P.R.; 2 $\frac{3}{8}$ " dia.; 12v.; double contact; red lens; flexible body; flush fitting. Austin A35 Saloon and Pick-up 1957-59; A55 Pick-up Truck and Van 1958-60; Series IVFG Trucks 1960; Austin-Healey '100 Six' 1957-59; Austin Healey '3000' 1959-60. Berkeley Sports Car (700 c.c. Enfield engine) 1959-60. Bedford CA Van (Export Canada) 1959-60. Standard 'Eight' and 'Ten' Saloons (Export Holland and Belgium) 1958-59; (Home) 1956-60. Tornado 'Typhoon' 1959-60.
- 53565 593 Stop tail, flasher and reflex lamp. C.P.R.; 12v.; one double contact and one single contact bulb holder; amber flasher lens and red stop tail lens, with reflex; flush fitting. Austin A55 1958-59; A90, A95, 'Countryman' and A105 (BS7) 1957-59.
- 53566 551 Stop tail and reflex lamp. C.P.R.; 3 $\frac{1}{2}$ " dia.; 12v.; double contact; red lens, with reflex; flush fitting. Austin 'Princess' and Limousine 1957-59.
- 53574 518-2 Stop tail and number plate illumination lamp. Black body, incorporating red stop tail lens and clear number plate lens; 12v.; double contact; two-screw fixing. Rover 'Landrover' 1955-57.
- 53576 549 Stop tail and reflex lamp. C.P.R.; 12v.; double contact; red lens, with reflex; two-screw fixing; right hand lamp. Morris 'Minor 1000' 1957-60.
- 53577 549 Stop tail and reflex lamp. C.P.R.; 12v.; double contact; red lens, with reflex; two-screw fixing; left hand lamp. Morris 'Minor 1000' 1957-60.
- 53578 ST38E Stop tail and number plate illumination lamp. Black finish; 3 $\frac{1}{8}$ " rim dia.; 12v.; two single contact bulb holders; red stop tail lens and clear number plate lens; two-stud fixing. Commer 3 and 4 ton Tipper (Petrol) 1947-49. Vauxhall 14 1946-48.
- 53579 593 Stop tail, flasher and reflex lamp. C.P.R.; 12v.; one double contact and one single contact bulb holder; red lens, with reflex; flush fitting. Austin A55 and A105 (Vanden Plas) BS8 (Export North America) 1958-59; A105 (BS7) (Export North America) 1957-59.

REAR LAMPS

VEHICLE APPLICATION REFERENCE—continued

- 53580 288 Number plate box. Black finish; C.P.R.; double filament bulbs; 12v.; partition cut back; plain window with two 'D' shaped red glasses; four-stud fixing.
Allard 16 2-seater 1947-49; 'K' Model 1949-51. Alvis 14 1946-50.
Armstrong Siddeley 'Hurricane' 1946-53.
Daimler 27 and 36 1946-53; 2½ litre Model (except 'Consort') 1946-47.
H.R.G. 12 'Streamline' 1946.
Jaguar 1½ litre 1946-47.
Jensen 3½ litre 1946-47.
Lanchester 10 LD10 1946-48.
Lea Francis 14 1946-50; 14 Estate Car 1953-54.
Morris 'Oxford' Taxi and Hire Car 1947-49.
Singer 12 1947-49.
Triumph '1800' 1946-48; '2000' 1949.
Wolseley 10 and 12 1946-47; 14 and 18 1946-48.
- 53582 288 Number plate box. Black finish; C.P.R.; 12v.; similar to 53580, but square end cover; less studs.
Triumph '1800', 18T and 18TR Saloon 1946-48; '2000' Saloon 1949; 'Renown' 1950-54.
- 53583 288 Number plate box. Black finish; C.P.R.; 12v.; similar to 53580, but six-stud fixing.
Standard 12 and 14 1946-48.
- 53584 288 Number plate box. Black finish; C.P.R.; 12v.; similar to 53580.
Lea Francis 18 4 Light Saloon 1951.
Morris 'Oxford' Taxi and Hire Car 1950.
Wolseley 10 and 25 1948; 12 1946-48.
- 53585 285 Number plate illumination lamp. C.P.R.; 12v.; four bulbs; single contact; flush fitting; less box.
Jaguar 1½ litre (special equipment) 1946-47 and (later) 1947-48; 2½ and 3½ litre 1946-48.
- 53586 596 Stop tail, flasher and reflex lamp. C.P.R.; 12v.; one double contact and one single contact bulb holder; amber lens at top, reflex in middle and stop tail lens at bottom; flush fitting.
Wolseley 'Fifteen Hundred' 1958-60.
- 53587 596 Stop tail, flasher and reflex lamp. As 53586 except for flasher lens, which is red.
Wolseley 'Fifteen Hundred' (Export U.S.A. and Canada) 1958-60.
- 53588 597 Stop tail and flasher lamp. C.P.R., oval shaped; 12v.; one double contact and one single contact bulb holder; flasher body and amber lens at top, stop tail and reflex body with red lens at bottom; flush fitting; as 53590 except for flasher lens.
Morris 'Cowley' 1957-59; 'Oxford', 'Traveller' and 'Hindustan' (except U.S.A.) 1957-60; 'Isis' and 'Traveller' (except U.S.A.) 1957-58.
- 53589 597 Stop tail and flasher lamp. C.P.R., oval shaped; 12v.; two single contact bulb holders; tail lamp body and red lens at top, stop and flasher body with red lens at bottom; flush fitting.
Morris 'Cowley' Saloon (when trafficators fitted) and 'Oxford' (when trafficators fitted) 1957; 'Traveller' and 'Hindustan' (when trafficators fitted) (later) 1958-60; 'Isis' Saloon (when trafficators fitted) 1957-58.
- 53590 597 Stop tail and flasher lamp. C.P.R., oval shaped; 12v.; one double contact and one single contact bulb holder; flasher body and red lens at top, stop tail and reflex body with red lens at bottom; flush fitting; as 53588 except for flasher lens.
Morris 'Cowley' Saloon, 'Traveller' and 'Hindustan' (Export U.S.A.) 1957-59; 'Traveller' and 'Hindustan' (Export U.S.A.) 1957-60; 'Isis' and 'Traveller' (Export U.S.A.) 1957-58.
- 53594 ST54 Stop tail lamp. C.P.R., half-moon shaped; 12v.; two single contact bulb holders; red lens; less body, for fitting into recessed panel.
Austin 12 and 16 1946-48.
- 53595 599 Number plate illumination lamp. C.P. cover; overall dimensions 10½" × 1¼"; 12v.; two single contact bulb holders; clear lens; rubber base; two cover fixing screws.
Vauxhall 'Velox', 'Cresta' and 'Friary' Estate Car 1958-60.
- 53596 600 Stop tail, flasher and reflex lamp. C.P.R., riveted to base; 12v.; one double contact and one single contact bulb holder; red lens, with amber sub-lens let in near top, and between them a rectangular reflex; flush fitting.
Standard 'Pennant' 1958-59.
- 53599 601 Stop tail and reflex lamp. Red, oblong lens, with clear lens cemented behind it and red reflex lower half of lens; 12v.; double contact; four-screw fixing.
Vauxhall 'Victor' 1958-60; 'Envoy' Station Wagon (Export Canada only) 1960.
- 53600 594 Rear flasher lamp. C.P.R., 2 3/8" dia.; 12v.; single contact; flexible body; flush fitting.
Austin A35 (Export North America) 1957-60; Taxi (Diesel) and Hire Car (Export U.S.A.) 1960; 10 cwt. 'Gipsy' (Export North America) 1959-60; Austin-Healey 'Sprite' (Export North America) 1958-60.
Bedford CA Van (Export North America) 1959-60.
Citroen 'Safari' 1960.
Elva 'Courier' (B.M.C. 1,500 c.c. engine, Export U.S.A.) 1959-60.
Layton Sports Cars 'Jomar' (T.V.R.) (Export U.S.A.) 1959-60.
Lotus Mk. IX (Coventry Climax or M.G. engine) (Export U.S.A.) 1958-59.
Morgan 'Plus Four' (Export U.S.A.) 1960; 'Four Four' Series II (Ford engine) (Export U.S.A.) 1960.
Standard 'Eight' and 'Ten' (Export N.A.D.A.) 1958-60.
Triumph TR3 (Export N.A.D.A.) 1958-60.
- 53603 528 Number plate illumination and reverse lamp. Corom, diecast cover; 12v.; three single contact bulb holders; clear lens; three-stud fixing; as 53604 except for lens.
Bentley 'Continental' Sports Saloon 1955-56; Model 'S' 1957-59; Model 'S2' 1960.
Rolls-Royce 'Silver Cloud' 1956-59; 'Silver Cloud' II II and 'Phantom' V 1960.
- 53604 528 Number plate illumination and reverse lamp. Yellow lens; as 53603 except for lens.
Bentley 'S' Model (Export France) 1957-59.
Rolls-Royce 'Silver Cloud' (Export France) 1956-59.
- 53606 469 Number plate illumination and reverse lamp. C.P. finish; overall dimensions 6 3/8" × 1 1/4"; three single contact bulb holders; amber reverse light lens; two-stud fixing.
Standard 'Vanguard' Phase III Saloon (Export France) 1957-60.
- 53608 518-2 Stop tail lamp. Black body, incorporating red lens; 12v.; double contact; two-screw fixing.
Rover 'Landrover' 1957.
- 53616 582 Tail and number plate lamp. Black body; 12v.; double contact; red lens; plastic window; centre spigot fixing.
Austin 2/5 ton Petrol Tanker 1946-55.
Diamond Motors Pedestrian Controlled Battery Vehicle 1951-56.
Douglas 15/20/25 cwt. Electric Vehicles 1949; Battery Vehicle 1950-54.
Leonard Gundle 'Handy Motor' 3-wheel Delivery Van 1951-52.
Harborough Construction Battery Vehicle (12 volt) 1951-54.
Hindle Smart Battery Vehicle 1951-54.
Lewis, H. T. Pedestrian Controlled Battery Vehicle 1951-55.
Midland Vehicles Battery Vehicle 1951-55.
Morrison Electricars Battery Vehicle 1951-54.
Victor Electric Battery Vehicle 1952-55.
- 53624 538 Stop tail lamp. C.P.R., 3 1/8" dia.; 12v.; double contact; red lens; flush fitting; less cables and tubing.
Daimler 'Conquest' Roadster 1954-55; 'Conquest' Coupé 1956-57; 'Empress' Saloon, 'Regency' (and 'Sportsman') and 'Regina' Limousine 1955; 3½ litre 'One-O-Four' 1956-59; 4½ litre Limousine 1956.
M.G. 'Magnette' 1954.
Singer 'Hunter' 1955; 'Hunter S' 1956; 'Gazelle' 1959-60.
- 53625 538 Tail lamp. C.P.R., 3 1/8" dia.; 12v.; single contact; red lens; flush fitting; less cables and tubing
Citroen DS19 and ID19 1956-60.
- 53626 539 Flasher lamp. C.P.R., 3 1/8" dia.; 12v.; single contact; flush fitting; less cables and seating rubber.
Singer 'Gazelle' 1959-60.
Vauxhall 'Wyvern', 'Velox' and 'Cresta' 1956.
Wolseley 'Fifteen Sixty' 1960.
- 53630 532 Number plate illumination lamp. Domed glass cover on base plate; 12v.; single contact; 2" cable outside lamp; flange fixing.
Austin A55, A90, A95 and A105 (Vanden Plas) BS8 1958-59.
Commer ½ ton Forward Control Van and Passenger Chassis 1960.
Hillman 'Minx' De Luxe 1958-59.
Humber New 'Hawk' 1960; 'Super Snipe' and Estate Car 1959-60.
Morris 'Oxford', 'Traveller' and 'Hindustan' 1958-60.
Singer 'Gazelle' Estate Car 1958-59.
Standard 'Pennant' 1958-59; 'Companion' Van and Pick-up Truck and 'Ensign' 1958-60; 'Atlas' 10/12 cwt. Van and Pick-up Truck 1959-60.
- 53634 558 Stop tail lamp. C.P.R.; 12v.; one double contact and one single contact bulb holder; all red lens; oblong shape; flush fitting.
Austin 152 Range (Export North America) 1957-60; Half Ton Van and Pick-up Truck (Export U.S.A.) 1957-60; 'J2' Range (Export U.S.A.) 1957-60.
Rover '60', '90' and '105' (Export N.A.D.A.) 1957-58.
- 53639 570 Stop tail and flasher lamp. C.P.R., 7" dia.; 12v.; one double contact and one single contact bulb holder; red lens, with amber insert for flasher.
Lancia 'Appia' and 'Flamina' Coupés 1959-60.
Standard 'Vanguard' Saloon and 'Ensign' 1958.
- 53640 572 Stop tail and flasher lamp. C.P.R.; 12v.; one double contact and one single contact bulb holder; amber flasher lens and red stop tail lens; flush fitting.
Bentley 'Continental' Sports 1955-59.
Commer 'Cob' 1958-60; ½ ton Forward Control Van and Passenger Chassis 1960.
Hillman 'Husky' Series I 1958-60.
- 53643 587 Stop tail and flasher lamp. C.P. peaked rim; 12v.; one double contact and one single contact bulb holder; all red lens; flush fitting; as 53547 except for flasher lens.
Humber New 'Hawk' (Export U.S.A.) 1958-60; 'Super Snipe' (Export U.S.A.) 1959-60.
- 53660 558 Stop tail and flasher lamp. C.P.R.; 12v.; one double contact and one single contact bulb holder; all red lens, oblong shape; flush fitting; as 53556 except for lens.
Armstrong Siddeley 'Star Sapphire' and Limousine (Export U.S.A.) 1959-60.
Rover '60', '90' and '105' (Export N.A.D.A.) 1958-59; '80' and '100' (Export N.A.D.A.) 1960.
- 53663 596 Stop tail, flasher and reflex lamp. C.P.R.; 12v.; one double contact and one single contact bulb holder; amber lens at top, reflex in middle and stop tail lens at bottom; flush fitting; right hand lamp.
Riley 'One-Point-Five' 1958-60.
- 53664 596 Stop tail, flasher and reflex lamp. As 53663, but left hand lamp.
Riley 'One-Point-Five' 1958-60.
- 53665 596 Stop tail, flasher and reflex lamp. C.P.R.; 12v.; one double contact and one single contact bulb holder; all red lens, with reflex in the centre; flush fitting; right hand lamp.
Riley 'One-Point-Five' (Export U.S.A.) 1958-60.
- 53666 596 Stop tail, flasher and reflex lamp. As 53665, but left hand lamp.
Riley 'One-Point-Five' (Export U.S.A.) 1958-60.
- 53669 597 Stop tail and flasher lamp. C.P.R., oval shaped; 12v.; one double contact and one single contact bulb holder; flasher body and amber lens at top, stop tail and reflex body with red lens at bottom; flush fitting.
Riley 'Two-Point-Six' 1958-59.
Wolseley 'Six Ninety' 1957-59.
- 53670 597 Stop tail lamp. C.P.R., oval shaped; 12v.; two single contact bulb holders; tail lamp with red lens at top and stop lamp with red lens at bottom; flush fitting.
Riley 'Two-Point-Six' (when trafficators fitted) 1958-59.
Wolseley 'Six Ninety' (when trafficators fitted) 1957-59.



REAR LAMPS

VEHICLE APPLICATION REFERENCE—continued

- 53671 597 Stop tail and flasher lamp. C.P.R., oval shaped; 12v.; one double contact and one single contact bulb holder; flasher lamp with red lens at top and tail lamp with red lens at bottom; flush fitting.
Riley 'Two-Point-Six' (Export U.S.A.) 1958-59.
Wolseley 'Six Ninety' (Export U.S.A.) 1957-59.
- 53677 538 Stop flasher lamp. Red lens, 2 $\frac{3}{8}$ " dia.; 12v.; single contact; flush fitting; less rim.
Simca-Aronde De Luxe and 'Chatelaine' Station Wagon (Export U.S.A.) 1959.
- 53678 538 Tail lamp. Red lens, 2 $\frac{3}{8}$ " dia.; 12v.; single contact; flush fitting; less rim; as 53677 except for bulb.
Simca-Aronde De Luxe and 'Chatelaine' Station Wagon (Export U.S.A.) 1959.
- 53679 551 Stop flasher lamp. C.P.R.; 12v.; single contact; red lens, with reflex; flush fitting.
Simca-Vedette 'Beaulieu' and 'Chambord' 1959.
- 53685 572 Stop tail, flasher and reflex lamp. C.P.R.; 12v.; double contact; all red lens; flush fitting; special mounting gasket; two-screw fixing.
Commer 'Cob' Light Van (Export North America) 1958.
Hillman 'Husky' Series I (Export U.S.A.) 1958.
- 53686 538 Stop lamp. C.P.R., 3 $\frac{3}{8}$ " dia.; 12v.; single contact; red lens; flush fitting.
Citroen DS19 and ID19 1958-60.
Daimler 'Majestic' (Export U.S.A.) 1959-60.
Simca-Vedette 'Beaulieu' and 'Chambord' 1959.
- 53689 548 Stop tail, flasher and reflex lamp. C.P. body; 12v.; one double contact and one single contact bulb holder; red flasher lens at top, red stop tail lens at bottom and red reflex; flush fitting.
Alvis 3 litre Saloon and Coupé (Export Canada) 1959-60.
Aston Martin DB Mk. III (Export U.S.A.) 1958-59; DB4 and DB4GT (Export U.S.A.) 1959-60.
Peerless 'Gran Turismo' (Export U.S.A.) 1959-60.
- 53693 601 Stop tail and reflex lamp. Red, oblong lens, with clear inner lens and red reflex lower half of lens; 12v.; double contact; four-screw fixing.
Vauxhall 'Victor' (Export U.S.A.) 1958-60.
- 53694 600 Stop tail, flasher and reflex lamp. C.P.R., riveted to base; 12v.; one double contact and one single contact bulb holder; all red lens, with reflex in centre; flush fitting; as 53596 except for lens.
Standard 'Pennant' (Export N.A.D.A.) 1958-59.
- 53695 572 Stop tail, flasher, reverse and reflex lamp. C.P.R.; 12v.; one double contact and one single contact bulb holder; red stop tail and flasher lens, with lower half clear for reverse; flush fitting; two-screw fixing.
Sunbeam 'Rapier' (Export U.S.A.) 1958.
- 53702 606 Stop tail and reflex lamp. C.P.R., riveted to base plate; 12v.; double contact; red, oval shaped lens, with reflex; flush fitting.
Vauxhall 'Velox' and 'Cresta' 1958-59; 'Friary' Estate Car 1960.
- 53703 616 Stop tail, flasher and reflex lamp. Diecast base, incorporating C.P.R. and C.P. reflector; 12v.; one double contact and one single contact snap-in type bulb holder; amber and red lens keyed together; three-screw fixing.
Austin A40 1959-60.
- 53704 616 Stop tail, flasher and reflex lamp. As 53703 except for flasher lens, which is red.
Austin A40 1959-60.
- 53705 534 Number plate illumination lamp. C.P. cover; 12v.; single contact; domed, clear glass window; 40" cable; flush fitting.
Austin A40 1959-60; A90 and A95 'Countryman' 1958-59.
- 53710 570 Stop tail, flasher and reflex lamp. C.P.R., 7" dia.; 12v.; one double contact and one single contact bulb holder; red lens, with red insert for flasher; flush fitting.
Lancia 'Appia' and 'Flamina' Coupés (Export U.S.A.) 1959-60.
- 53711 620 Stop tail, flasher and reflex lamp. C.P.R., peaked at top, oval shaped; 12v.; one double contact and one single contact bulb holder; amber lens at top, reflex in centre and red lens at bottom; flush fitting.
Rover 3 litre 1959-60.
- 53712 621 Stop tail, flasher and reflex lamp. C.P. base, bullet shaped; 12" long \times 5 $\frac{1}{2}$ " across base; 12v.; one double contact and one single contact snap-in type bulb holder; amber flasher lens at top, red lens in centre, with rectangular reflex at bottom; three-stud fixing.
Austin A55 1959-60.
- 53713 621 Stop tail, flasher and reflex lamp. As 53712 except for flasher lens, which is red.
Austin A55 (Export North America) 1959-60.
- 53717 607 Rear flasher lamp. C.P. diecast body; 12v.; single contact; amber outer lens and clear inner lens; one-piece top motif; 20 $\frac{1}{2}$ " cable; three-stud fixing; right hand lamp.
Vauxhall 'Velox', 'Cresta' and 'Friary' Estate Car 1959-60.
- 53718 607 Rear flasher lamp. As 53717, but left hand lamp.
Vauxhall 'Velox', 'Cresta' and 'Friary' Estate Car 1959-60.
- 53719 623 Number plate illumination and reverse lamp. C.P. diecast base; overall length 24", with C.P. diecast cover 9 $\frac{1}{2}$ " long mounted on its centre; 12v.; three single contact bulb holders; clear lens, 7 $\frac{1}{2}$ " long; four-stud fixing.
Rover 3 litre 1959-60.
- 53726 627 Stop tail, flasher and reflex lamp. C.P. plinth; 12v.; one double contact and one single contact bulb holder; amber flasher lens at top, red stop tail lens in centre and 2 $\frac{1}{2}$ " dia. red reflex at bottom; left hand lamp.
Jaguar 2.4, 3.4 and 3.8 litre 1960.
- 53727 627 Stop tail, flasher and reflex lamp. As 53726, but right hand lamp.
Jaguar 2.4, 3.4 and 3.8 litre 1960.
- 53728 627 Stop tail, flasher and reflex lamp. C.P. plinth; 12v.; one double contact and one single contact bulb holder; amber flasher lens at top, red stop tail lens in centre and 2 $\frac{1}{2}$ " dia. red reflex at bottom; left hand lamp.
Jaguar Mk. IX 1960.
- 53729 627 Stop tail, flasher and reflex lamp. As 53728, but right hand lamp.
Jaguar Mk. IX 1960.
- 53738 627 Stop tail and flasher lamp. C.P. plinth; 12v.; one double contact and one single contact bulb holder; amber flasher lens at top, red stop tail lens in centre and 2 $\frac{1}{2}$ " dia. red reflex at bottom; left hand lamp.
Jaguar XK150 1960.
- 53739 627 Stop tail, flasher and reflex lamp. As 53738, but right hand lamp.
Jaguar XK150 1960.
- 53750 629 Stop tail, flasher and reflex lamp. C.P. base, bullet shaped, 16 $\frac{1}{2}$ " long \times 5 $\frac{1}{2}$ " across base; 12v.; one double contact and one single contact plug-in type bulb holder; amber flasher lens at top, red stop tail lens in centre, with reflex and reverse lens at bottom; flush fitting.
Morris 'Oxford' Saloon Series V 1959-60.
- 53751 629 Stop tail, flasher and reflex lamp. As 53750 except for flasher lens, which is red.
Morris 'Oxford' Saloon Series V (Export North America) 1959-60.
- 53752 572 Stop tail, flasher and reflex lamp. C.P. diecast hooded base; 12v.; one double contact and one single contact bulb holder; all red lens; flush fitting.
Commer 'Cob' Light Truck (Export North America) 1959.
Hillman 'Minx' 1959; 'Husky' Series I (Export U.S.A.) 1960.
- 53753 572 Stop tail, flasher and reflex lamp. As 53752 except for base, which is not hooded.
Commer 'Cob' Series II (Export U.S.A.) 1960.
Hillman 'Minx Special' (Export U.S.A.) 1959.
Singer 'Gazelle' (Export North America) (later) 1958-59.
Sunbeam 'Rapier' (later) 1958-60.
- 53754 572 Stop tail, flasher and reflex lamp. C.P. base; 12v.; one double contact and one single contact bulb holder; all red lens; flush fitting; as 53752 except for base and base seating gasket (Export North America).
Commer 'Cob' Light Van 1958-59; 3/4 ton Forward Control Van and Passenger Chassis 1960.
Hillman 'Husky' Series I (later) 1958-59.
- 53755 627 Stop tail, flasher and reflex lamp. C.P. plinth; 12v.; one double contact and one single contact bulb holder; red flasher lens at top, red stop tail lens in centre and 2 $\frac{1}{2}$ " dia. red reflex at bottom; as 53738 except for flasher lens; left hand lamp.
Jaguar XK150 1960.
- 53756 627 Stop tail, flasher and reflex lamp. As 53755, but right hand lamp.
Jaguar XK150 (Export U.S.A.) 1960.
- 53757 627 Stop tail, flasher and reflex lamp. C.P. plinth; 12v.; one double contact and one single contact bulb holder; red flasher lens at top, red stop tail lens in centre and 2 $\frac{1}{2}$ " dia. red reflex at bottom; as 53726 except for flasher lens; left hand lamp.
Jaguar 2.4, 3.4 and 3.8 litre (Export U.S.A.) 1960.
- 53758 627 Stop tail, flasher and reflex lamp. As 53757, but right hand lamp.
Jaguar 2.4, 3.4 and 3.8 litre (Export U.S.A.) 1960.
- 53759 627 Stop tail, flasher and reflex lamp. C.P. plinth; 12v.; one double contact and one single contact bulb holder; red flasher lens at top, red stop tail lens in centre and 2 $\frac{1}{2}$ " dia. red reflex at bottom; as 53728 except for flasher lens; left hand lamp.
Jaguar Mk. IX (Export U.S.A.) 1960.
- 53760 627 Stop tail, flasher and reflex lamp. As 53759, but right hand lamp.
Jaguar Mk. IX (Export U.S.A.) 1960.
- 53761 582 Tail and number plate illumination lamp. Black body; 12v.; single contact; red lens, 2 $\frac{3}{8}$ " dia.; centre spigot fixing.
A.C. Cars 'Petite' 1953-57; 16 Saloon (except Norway) 1948-52; Invalid Carriage 1947-51.
Barrett, W. & F. Invalid Carriage 1949-54.
Clecco Electrics 1952-55.
Commer 25 cwt. 'Lyons' Van 1949-50; 25 cwt. Forward Control 1946-48; 3 and 4 ton Tractor 1947-49.
Douglas 'Handy Van' 1949-50.
Leonard Gundle 'Handy Motor' 3-wheeler Delivery Van (later) 1952-55.
Jensen 6 ton 'JNSN' 1946-47; 30 cwt. 'Jen-Tug' 1946-54; Lightweight Commercial 1954.
Karrier 'Bantam' 1949-53.
Light Delivery Vehicles 'Tri-Van' 1949-51.
Morgan 3-wheeler 1948-52.
Morrison Electriccars 1 ton P90 1955-57.
Standard 12 (Export Belgium) 1946.
Trojan 15/20 cwt. Van and Truck (Petrol) 1946-53 and 1958; 15/20 cwt. Van and Truck (Diesel) 1958.
- 53762 631 Stop tail, flasher and reflex lamp. C.P.R., pear shaped; overall dimensions 9 $\frac{1}{2}$ " \times 4 $\frac{1}{2}$ "; 12v.; one double contact and one single contact bulb holder; amber flasher lens at top, red stop tail lens in centre, incorporating reflex at bottom; flush fitting.
Standard 'Vanguard' Saloon and 'Ensign' 1959-60.
- 53763 534 Number plate illumination lamp. C.P. cover; 12v.; single contact; domed, clear glass window; 10" cable; flush fitting.
Austin A55 1959-60.
M.G. 'Magnetite' Mk. III 1959-60.
Morris 'Oxford' Saloon Series V 1959-60.
Riley 'Four Sixty Eight' 1959-60.
Wolseley 'Fifteen Sixty' 1959-60.
- 53764 607 Rear flashing lamp. C.P. diecast body; 12v.; single contact; red outer lens and clear inner lens; one-piece top motif; 20 $\frac{1}{2}$ " cable; three-stud fixing; right hand lamp.
Vauxhall 'Cresta' and 'Friary' Estate Car (Export Canada) 1959-60.
- 53765 607 Rear flashing lamp. As 53764, but left hand lamp.
Vauxhall 'Cresta' and 'Friary' Estate Car (Export Canada) 1959-60.
- 53766 467 Number plate illumination lamp. Grey primer finish; overall dimensions 4 $\frac{3}{8}$ " \times 1 $\frac{1}{2}$ "; 12v.; single contact bulb holders; two-stud fixing.
Bedford CA Van (Export U.S.A.) 1959-60.

REAR LAMPS



VEHICLE APPLICATION REFERENCE—continued

- 53769 631 Stop tail, flasher and reflex lamp. C.P.R. pear shaped; overall dimensions $9\frac{1}{2}'' \times 4\frac{1}{2}''$; 12v.; one double contact and one single contact bulb holder; red flasher lens at top and red stop tail lens in centre, incorporating reflex at bottom; flush fitting.
Standard 'Vanguard' Saloon and 'Ensign' (Export N.A.D.A.) 1959-60.
- 53770 635 Stop tail, flasher, reflex and reverse lamp. C.P. diecast base; 12v.; two single contact and one double contact bulb holders; amber flasher lens at top, red stop tail lens and reflex in centre and white reverse lens at bottom; five staked fixing screws; flush fitting; left hand lamp.
Wolseley 'Fifteen Sixty' 1959-60.
- 53771 635 Stop tail, flasher, reflex and reverse lamp. As 53770 except for flasher lens, which is red; left hand lamp.
Wolseley 'Fifteen Sixty' (Export North America) 1959-60.
- 53772 636 Stop tail and flasher lamp. Amber lens at top, red lens at bottom, with clear lens fitted behind both and all cemented together with C.P. dividing clip covering joint; 12v.; one double contact and one single contact bulb holder; flush fitting.
Triumph 'Herald' 1959-60.
- 53773 637 Rear flasher lamp. Domed, amber lens, $3\frac{1}{8}''$ dia.; 12v.; single contact; flush fitting.
Reliant 'Regal' Car and 5 cwt. Van 1960.
Standard 'Atlas' 10/12 cwt. Forward Control Van and Pick-up Truck 1959-60.
- 53774 640 Stop tail and flasher lamp. C.P. base, incorporating two diecast reflectors; 12v.; one double contact and one single contact bulb holder; amber flasher lens at top and red stop tail lens at bottom, with aluminium shield between the two lenses; shaped to fit wing contour.
Austin A99 1959-60.
- 53775 640 Stop tail and flasher lamp. As 53774 except for flasher lens, which is red.
Austin A99 (Export North America) 1959-60.
- 53776 641 Stop tail, flasher and reflex lamp. C.P. triangular shaped base; $10''$ long \times $5''$ at base; 12v.; one double contact and one single contact bulb holder; amber flasher lens at top, red stop tail lens complete with rectangular shaped reflex at bottom; shaped to fit wing contour.
Austin B.M.C. 3 litre 'Princess' 1960.
Wolseley 'Six Ninety-Nine' 1959-60.
- 53777 641 Stop tail, flasher and reflex lamp. As 53776 except for flasher lens, which is red.
Austin B.M.C. 3 litre 'Princess' (Export U.S.A.) 1960.
Wolseley 'Six Ninety-Nine' (Export North America) 1959-60.
- 53779 642 Stop tail, flasher and reflex lamp. C.P.R., oval shaped; 12v.; one double contact and one single contact bulb holder; amber flasher lens at top and red stop tail lens with reflex at bottom; flush fitting.
Sunbeam 'Alpine' Sports 1959-60.
- 53783 581 Stop tail and reflex lamp. Red lens, with reflex, $3\frac{1}{8}''$ dia.; metal backplate with staked fixing screws; 12v.; double contact; $30''$ cable; flush fitting.
Rover 'Landrover' 1960.
- 53786 643 Number plate illumination lamp. 'L' shaped bracket, $5\frac{1}{2}''$ long; 12v.;
Triumph 'Herald' 1959-60.
- 53787 644 Reverse lamp. C.P. cover, $19\frac{1}{2}''$ long; 12v.; single contact; clear glass, $4\frac{1}{2}''$ wide; four-stud fixing.
M.G. 'Magnette' Mk. III 1959-60.
Riley 'Four Sixty-Eight' 1959-60.
- 53789 645 Reverse lamp. C.P. cover; overall dimensions $6\frac{1}{2}'' \times 2''$; 12v.; single contact; clear, dish shaped glass; two-screw fixing.
Austin B.M.C. 3 litre 'Princess' 1960.
Wolseley 'Six Ninety' 1959-60.
- 53790 635 Stop tail, flasher, reflex and reverse lamp. C.P. diecast base; 12v.; two single contact and one double contact bulb holders; amber flasher lens at top, stop tail lens and reflex in centre and white reverse lens at bottom; five staked fixing screws; flush fitting; right hand lamp.
Wolseley 'Fifteen Sixty' 1959-60.
- 53791 635 Stop tail, flasher, reflex and reverse lamp. As 53790 except for flasher lens, which is red.
Wolseley 'Fifteen Sixty' (Export North America) 1959-60.
- 53792 646 Stop tail and flasher lamp. Diecast base, with C.P.R.; 12v.; one double contact and one single contact bulb holder; domed, amber flasher lens and red stop tail lens; shaped to fit wing contour; three-screw fixing; left hand lamp.
M.G. 'Magnette' Mk. III 1959-60.
Riley 'Four Sixty-Eight' 1959-60.
- 53793 646 Stop tail and flasher lamp. As 53792 except for flasher lens, which is red.
M.G. 'Magnette' Mk. III 1959-60.
Riley 'Four Sixty-Eight' 1959-60.
- 53794 646 Stop tail and flasher lamp. As 53792 except for flasher lens, which is red.
M.G. 'Magnette' Mk. III (North America) 1959-60.
Riley 'Four Sixty-Eight' (Export North America) 1959-60.
- 53795 646 Stop tail and flasher lamp. As 53792 except for flasher lens, which is red, and base; right hand lamp.
M.G. 'Magnette' Mk. III (Export North America) 1959-60.
Riley 'Four Sixty-Eight' (Export North America) 1959-60.
- 53797 647 Stop tail, flasher and reflex lamp. Oval shaped, diecast base; 12v.; one double contact and one single contact bulb holder; amber flasher lens at top and red stop tail lens, incorporating reflex, at bottom; three-screw fixing; left hand lamp.
Austin 'Seven' (850) 1959-60.
Morris 'Mini-minor' (850) and $\frac{1}{2}$ ton 'Mini-van' 1959-60.
- 53798 647 Stop tail, flasher and reflex lamp. As 53797, but right hand lamp.
Austin 'Seven' (850) 1959-60.
Morris 'Mini-minor' (850) and $\frac{1}{2}$ ton 'Mini-van' 1959-60.
- 53799 647 Stop tail, flasher and reflex lamp. As 53797 except for flasher lens, which is red.
Austin 'Seven' (850) (Export North America) 1959-60.
Morris 'Mini-minor' (850) (Export North America) 1959-60.
- 53800 647 Stop tail, flasher and reflex lamp. As 53798 except for flasher lens, which is red.
Austin 'Seven' (850) (Export North America) 1959-60.
Morris 'Mini-minor' (850) (Export North America) 1959-60.
- 53801 642 Stop tail, flasher and reflex lamp. As 53799 except for flasher lens, which is red.
Sunbeam 'Alpine' Sports (Export U.S.A.) 1959-60.
- 53806 637 Rear flasher lamp. Domed, amber lens, $3\frac{1}{8}''$ dia.; 12v.; single contact; flush fitting.
Rover 'Landrover' 1960.
- 53814 649 Number plate illumination lamp. C.P. cover; 12v.; two single contact bulb holders, mounted on base plate; clear, dished shaped glass.
Austin A55 (later) 1960; A99 and B.M.C. 3 litre 'Princess' 1960.
M.G. 'Magnette' Mk. III (later) 1960.
Morris 'Oxford' Saloon Series V (later) 1960.
Riley 'Four Sixty-Eight' and 'Six Ninety-Nine' (later) 1960.
- 53815 620 Stop tail, flasher and reflex lamp. As 53711 except for flasher lens, which is red.
Rover 3 litre (Export N.A.D.A.) 1959-60.
- 53816 636 Stop tail and flasher lamp. As 53772 except for flasher lens, which is red.
Triumph 'Herald' 1959-60.
- 53818 538 Stop tail lamp. Red lens, $2\frac{3}{8}''$ dia.; 12v.; double contact; flush fitting; less rim.
Daimler SP250 1960.
- 53819 551 Stop tail and reflex lamp. C.P.R., $3\frac{3}{8}''$ dia.; 12v.; double contact; red lens, with reflex; $21''$ cable; flush fitting.
Lotus 'Elite' 1959-60.
- 53822 534 Number plate illumination lamp. C.P. cover; 12v.; single contact; domed, clear glass window; $54''$ cable; flush fitting.
Austin A99 1959-60.
- 53823 654 Stop tail, flasher and reflex lamp. C.P.R., oval shaped; 12v.; one double contact and one single contact bulb holder; amber flasher lens at top and red stop tail lens, incorporating sealed reflex, at bottom; two-screw fixing; flush fitting.
Hillman 'Minx' De Luxe 1959-60.
- 53824 654 Stop tail, flasher and reflex lamp. As 53823 except for flasher lens, which is red.
Hillman 'Minx' De Luxe (Export U.S.A.) 1959-60.
- 53826 532 Number plate illumination lamp. Domed glass cover on back plate; 12v.; single contact; $15''$ cable outside lamp; flange fixing.
Bentley 'Continental' 1960.
- 53836 467 Number plate illumination lamp. C.P. finish; overall dimensions $4\frac{1}{8}'' \times 1\frac{1}{2}''$; 12v.; two single contact bulb holders; clear lens; two-stud fixing.
Austin-Healey 'Sprite' (Export Switzerland) 1960.
M.G. MGA 1960.
Morris 'Minor 1000' (Export Denmark) 1960; 'Mini-minor' (850) De Luxe and $\frac{1}{2}$ ton 'Mini-van' (later) 1960.
Triumph 'Herald' (Export N.A.D.A.) 1960.
- 53837 467 Number plate illumination lamp. Black finish; overall dimensions $4\frac{1}{8}'' \times 1\frac{1}{2}''$; 12v.; two single contact bulb holders; clear lens; two-stud fixing.
Morris 'Traveller' (Export Denmark) 1960; 'Mini-minor' (850) and $\frac{1}{2}$ ton 'Mini-van' (later) 1960.
- 53838 549 Stop tail and reflex lamp. C.P.R.; 12v.; double contact; red lens, incorporating reflex; two-screw fixing; left hand lamp.
Austin Taxi and Hire Car 1959-60.
- 53839 549 Stop tail and reflex lamp. As 53838, but right hand lamp.
Austin Taxi and Hire Car 1959-60.
- 53842 539 Rear flasher lamp. C.P.R., $3\frac{3}{8}''$ dia.; 12v.; single contact; red lens; flush fitting.
Singer 'Gazelle' (Export U.S.A.) 1959-60.
- 53875 551 Stop tail and reflex lamp. C.P.R., $3\frac{3}{8}''$ dia. 12v.; double contact; red lens, incorporating reflex; flush fitting.
Bentley 'Continental' 1960.
- 53876 467-2 Number plate illumination lamp. Black finish; overall dimensions $4\frac{1}{8}'' \times 1\frac{1}{2}''$; 12v.; single contact; double cable entry hole; clear lens; two-stud fixing.
Rover 'Landrover' 1960.
- 53902 594 Tail lamp. C.P.R., $2\frac{3}{8}''$ dia.; 12v.; single contact bulb holder; red lens; flexible body; flush fitting.
Citroen 'Safari' 1960.
- 058619 551/539 Stop tail and flasher lamp. Incorporating 551 and 539 units, with C.P. sunken rims; 12v.; one double contact and one single contact bulb holder; amber flasher lens and red stop tail lens; flush fitting.
Austin A40 and A90 1956; A50 1956-57.
- 058647 551/538 Stop tail and flasher lamp. As 058619 except for flasher lens, which is red.
Austin A50 (Export U.S.A. and Canada) 1957.
- 058721 494 Reverse lamp. C.P. finish; 12v.; single contact; clear lens; complete with switch and cable; spigot fixing (optional).
Austin A55 1960.
- 575923 574 Number plate illumination and reverse lamp. C.P.R., $2\frac{3}{8}''$ dia.; 12v.; two single contact bulb holders; domed, clear number plate lens and clear circular reverse lens; less body and body gasket.
Humber New 'Hawk' 1958-60; New 'Super Snipe' 1959-60.



LUCAS


SECTION

L

SUNDRY LAMPS, WARNING LIGHTS, PANEL LIGHTS, PLUGS AND SOCKETS, LAMP BULBS

DESCRIPTIVE REFERENCE

Bonnet, Boot, Clock Illumination, Dash, Glove Box, Inspection,
Interior, Map Reading, Panel, Radiator Badge, Repeater,
Roof, Front Grille Illumination and Taxi Sign Lamps

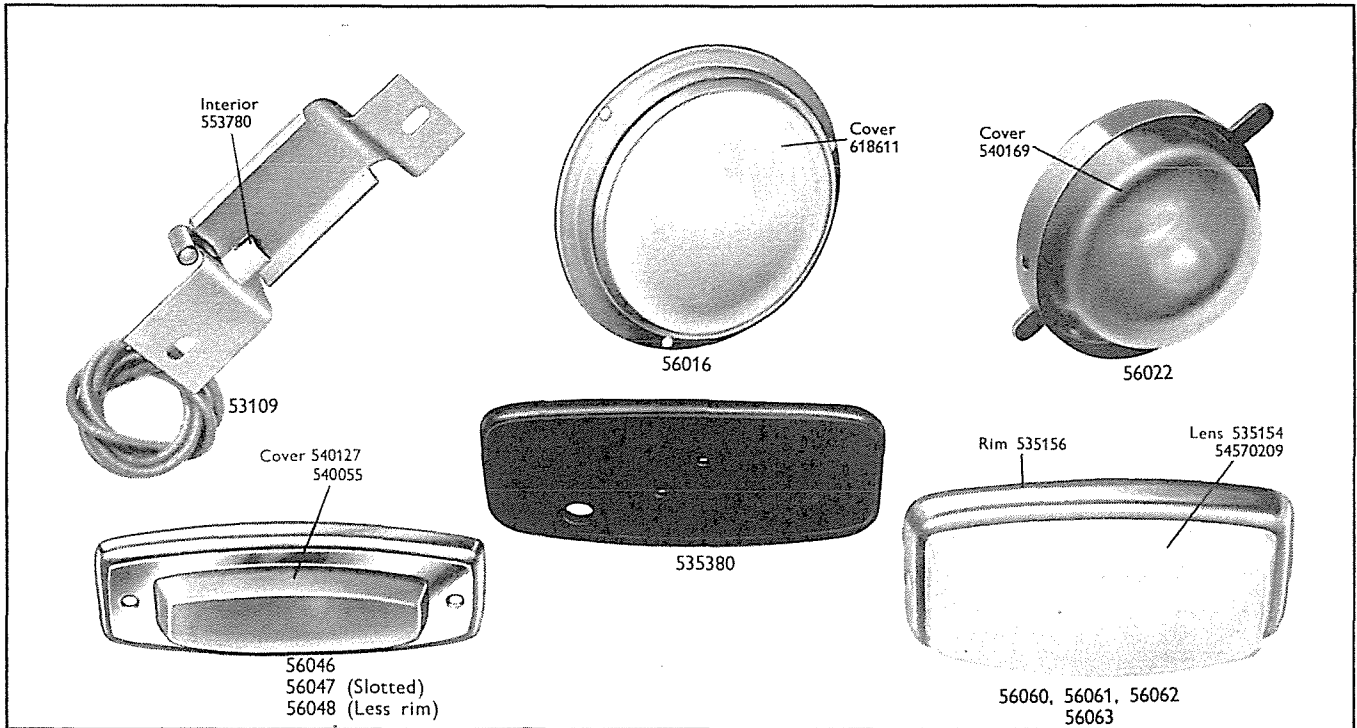


Part No.	Model	Description	Voltage	Remarks	Fixing
39006	P1L	Panel light and map reading light ..	12	Double contact	—
39007	PL31	Panel light bulb holder	—	Less bulb	—
39010	PL34	Panel light bulb holder	12	Single contact	—
39015	PL39	Panel light bulb holder	—	Less bulb	—
39020	PL43	Panel light bulb holder	—	Less bulb	—
52326	550	Repeater lamp	12	Single contact	—
52405	550	Glove box lamp	12	Chromium plated rim; single contact	Two screw
52447	513	Taxi sign lamp holder	12	Chromium plated rim; single contact	Flange
52477	481	Map light	12	Bulb holder and base assembly; single contact	Two screw
53109	474	Interior lamp	12	Bulb holder and base assembly; single contact	Two screw
53163	491	Boot or engine compartment lamp	12	Cadmium plated base; single contact	Bracket
53235	519	Boot lamp	12	Mercury switch; single contact	Bracket
53264	519	Boot lamp	12	Bulb holder and clip	Two screw
53396	519	Boot lamp	—	As 53235, but with extra clip	—
53681	519	Boot lamp	12	Mercury switch; less bulb	Bracket
56010	DF41	Dash lamp	12	Mercury switch; single contact	Bracket
A56010	DF41	Dash lamp	6	Chromium plated cover; no window	Centre
				Chromium plated cover; no window	Centre

For detailed spare parts, see pages L4-L5

SUNDRY LAMPS

DESCRIPTIVE REFERENCE



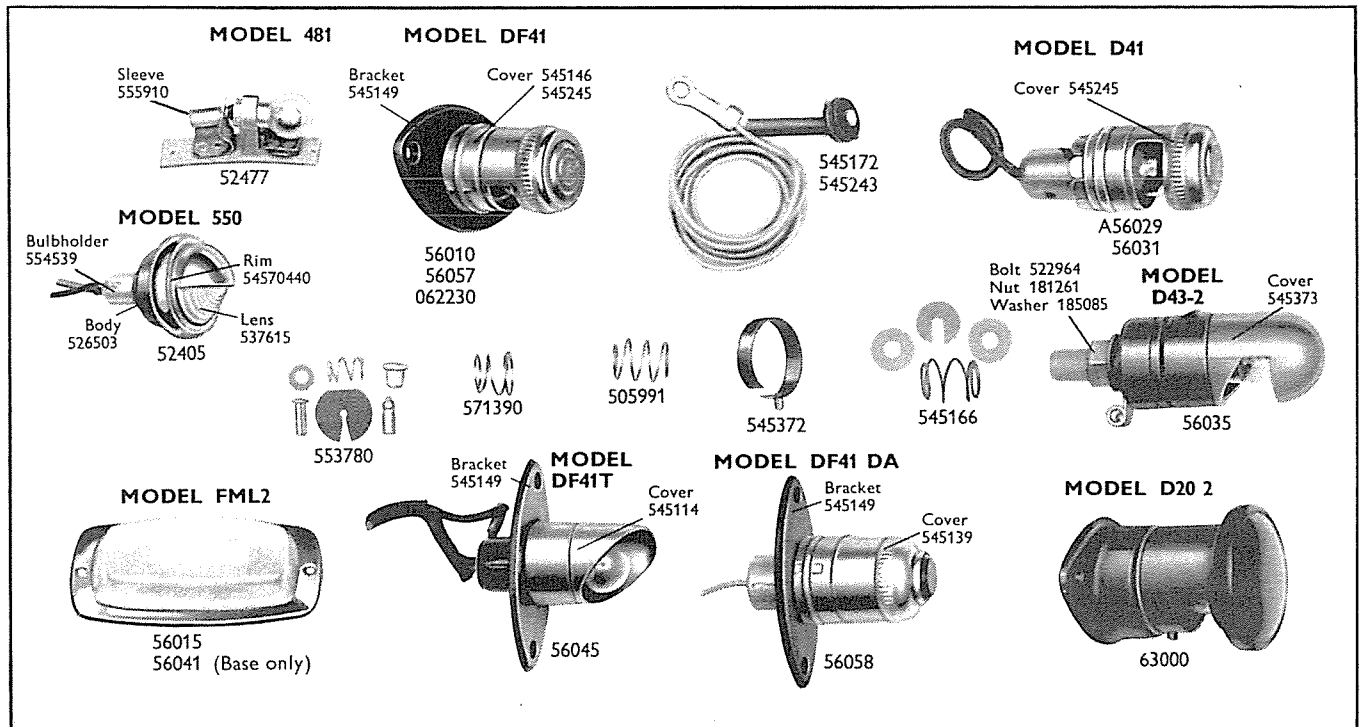
Part No.	Model	Description	Voltage	Remarks	Fixing
56015	FML2	Boot or roof lamp	12	Chromium plated rim	Two screw
56016	F214	Roof lamp	12	Chromium plated rim	Three screw
56018	BT1	Boot lamp	12	Single contact	Two screw
56022	300FS	Roof lamp	12	Single contact	Three screw
A56029	D41	Dash lamp	6	Single contact	Centre
56031	D41	Dash lamp	12	Single contact; chromium cover; no window ..	Centre
A56031	D41	Dash lamp	6	Single contact; chromium cover; no window ..	Centre
56035	D43-2	Dash lamp	12	Red bakelite cover; no window	Centre spigot
56037	481	Bulb holder	12	Single contact; cadmium plated base	Two screw
56041	FML2	Clock illumination	12	Festoon bulb	Two screw
56045	DF41T	Dash lamp	12	Chromium plated cover; single contact	Flange
A56045	DF41T	Dash lamp	6	Chromium plated cover; single contact	Flange
56046	45-S-BQ	Roof lamp	12	Chromium plated rim; single contact	Two screw
56047	44S-S	Roof lamp	12	Chromium plated rim; double contact	Two screw

For detailed spare parts, see pages L4-L5

continued

SUNDRY LAMPS

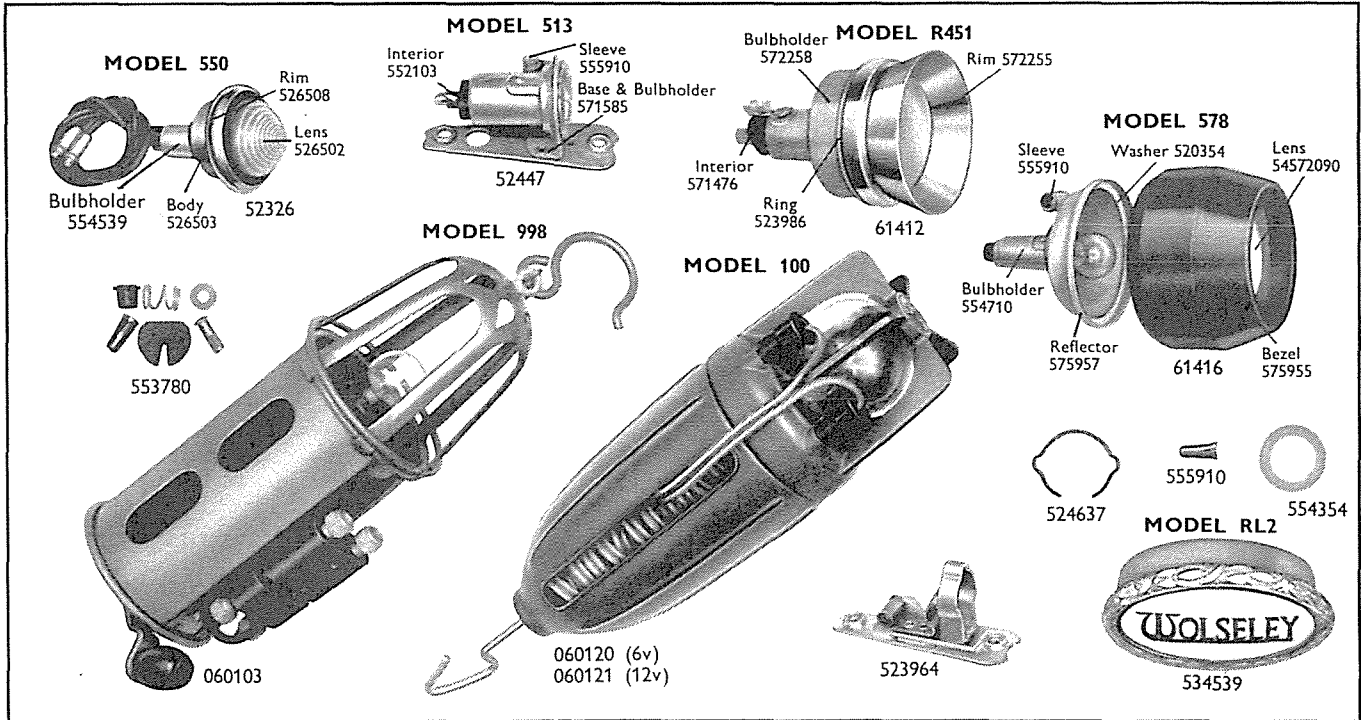
DESCRIPTIVE REFERENCE



Part No.	Model	Description	Voltage	Remarks	Fixing
56048	45-S-BQ	Roof lamp	12	Chromium plated rim; single contact	Two screw
56057	DF41	Map reading lamp	12	Special chromium plated cover	Flange
56058	DF41	Dash lamp	12	30 m.p.h. lamp; chromium plated cover	Flange
56060	562	Roof lamp	12	Chromium plated rim; single contact	Bracket
56061	562	Roof lamp	12	Chromium plated rim; double contact	Bracket
56062	562	Roof lamp	12	Chromium plated rim, single contact	Bracket
56063	562	Roof lamp	12	Chromium plated rim; single contact	Bracket
61412	R451	Boot lamp	12	Chromium plated rim; single contact; for Rolls-Royce	Flush fitting
61416	578	Inspection lamp	12	Single contact	—
63000	D20-2	Dash lamp	12	Black finish; double contact	Flange
060103	998	Inspection lamp	12	Polychromatic bronze; two-pin plug and adaptor ..	—
060121	100	Inspection lamp	12	Beige finish; double contact	—
523964	468	Bulb holder, 'For Hire' sign ..	12	Contact mount only	—
534539	RL12	Radiator badge light	12	Wolseley only	—

For detailed spare parts, see pages L4-L5

SUNDRY LAMPS



LAMPS FOR WHICH NO SPARE PARTS ARE LISTED

Part No.	Model	Finish	Bulb		Part No.	Model	Finish	Bulb		Part No.	Model	Finish	Bulb	
			12 v.	6 v.				12 v.	6 v.				12 v.	6 v.
‡39007A	PL31	—	987	990	*53720A	519	—	989	—	63000A	D20-2	Black	209	—
39010A	PL34	—	987	—	*56011A	DF41T	Chromium	207	—	*060090	998	Black	209	—
*‡39013A	PL37	—	987	990	56015A	FML2	C.P.R.	256	—	060103	998	Black	207	—
‡39015A	PL39	—	987	990	56018A	BT1	Black	207	—	060121	100	Beige	5	—
‡39020B	PL43	—	987	990	56037A	481	—	222	—	‡523964	—	—	207	—
53163A	491	—	989	—	56041A	FML2	C.P.R.	256	—	534539	RL2	—	989	—
53235B	519	—	989	—	*56042A	DF41T	Chromium	207	—	*545145	D41	Chromium	207	—
53264B	519	—	989	—	*56043A	44S-S	—	989	—	*560602	BT1	Black	207	—
‡53396A	519	—	989	—	*A56044A	DF41T	Chromium	—	200	*622047	DF5	Black	207	—
53681A	519	—	222	—										

DETAILED SPARE PARTS

Part No.	39006A	‡39023A	‡52115A	52326B	52405B	52447A	52477A	‡53107A	53109A
Model	PIL	PIL	468	550	550	513	481	474	474
Finish	—	—	—	C.P.R.	C.P.R.	—	Cadmium	—	—
Replaced by (see footnote)	—	(39006)	(523964)	—	—	—	—	(53109)	—
§Rim or door	—	—	—	526508	54570440	—	—	—	—
Cover	319003	319003	‡305409	—	—	—	—	—	—
§Lens or glass	—	—	—	526502	573615	—	—	—	—
Bulb holder	—	—	—	554539	554539	—	—	—	—
§Interior, bulb holder	—	—	—	553780	553780	552103	—	553780	553780
§Sleeve, terminal	188818	188818	—	—	—	—	555910	188818	188818
§Body or base	—	—	—	526503	526503	‡571585	—	—	—
§Bulb	256	254	57	989	989	382	989	989	989

For illustrations, see pages L1-L4

Note. For replacement lamp spare parts, see appropriate column under part number. C.P.R. ... Chromium plated rim. * See Supersession Chart.
 † When ordering, quote part number shown in brackets. ‡ Bulbs to be ordered separately. § Recommended spares for stock. || Bezel supplied separately.

SUNDRY LAMPS

DETAILED SPARE PARTS

Part No.	56010A	A56010A	56016A	†56017B	†56021A	56022D	†56026A	†56027A	56029B
Model	DF41	DF41	F214	44S-S	DF41	300FS	D41	45S-BQ	D41
Finish	Chromium	Chromium	C.P.R.	C.P.R.	Chromium	Black	Black	C.P.R.	Chromium
Replaced by (see footnote)	—	—	—	(56047)	(56057)	—	(56031)	(56046)	—
§Rim or door, or cover	545245	545245	‡618611	540055	545146	540169	545245	540127	545245
Contact and cable	545172	545172	—	—	545172	—	545243	—	545172
Spring, contact tension	571390	571390	—	—	571390	—	505991	—	571390
§ Sleeve, terminal	—	—	188818	—	—	188818	—	—	—
§ Bulb	207	200	207	256	207	207	207	256	200

Part No.	†56030A	56031A	A56031A	56035E	†56038A	†56040A	56045B	A56045B	56046A
Model	D41	D41	D41	D43-2	44S-S	DF41	DF41T	DF41T	45S-BQ
Finish	Chromium	Chromium	Chromium	Red cover	C.P.R.	Chromium	Chromium	Chromium	C.P.R.
Replaced by (see footnote)	(56031)	—	—	—	(56047)	(56057)	—	—	—
§Rim or door, or cover	545245	545245	545245	545373	540055	545146	545114	545114	‡540127
Spring, cover retaining	—	—	—	545372	—	—	—	—	—
Contact and cable, or sleeve	545172	545243	545243	—	—	—	545172	545172	—
Spring, contact tension	571390	571390	571390	—	—	505991	571390	571390	—
§ Interior or sleeve	—	—	—	545166	—	—	—	—	188818
Bolt, lamp fixing	—	—	—	522964	—	—	—	—	—
§ Nut, bolt fixing	—	—	—	181261	—	—	—	—	—
Washer, spring	—	—	—	185085	—	—	—	—	—
§ Bulb	207	207	200	207	256	207	207	200	222


Part No.	56047A	56048A	†56051A	56057A	56058A	56060A	56060B	56061A	56061B
Model	44S-S	45S-BQ	44S-S	DF41	DF41/DA	562	562	562	562
Finish	C.P.R.	C.P.R.	C.P.R.	Chromium	Chromium	C.P.R.	C.P.R.	C.P.R.	C.P.R.
Replaced by (see footnote)	—	—	(56047)	—	—	—	—	—	—
§Rim or door, or cover	540055	540127	540127	545146	545139	535156	535156	535156	535156
Screw, rim fixing	—	—	—	—	—	198899	54127517	198899	54127517
Nut, securing	—	—	—	—	—	187108	187108	187108	187108
§ Lens	—	—	—	—	—	535154	54570209	535154	54570209
Contact and cable	—	—	—	545172	545172	—	—	—	—
Spring, contact tension	—	—	—	505991	505991	—	—	—	—
Bracket	—	—	—	545149	545149	—	—	—	—
§ Sleeve, terminal	—	—	—	—	—	—	—	188818	188818
§ Bulb	256	989	989	207	207	382	382	380	380

Part No.	56062A/B		56062D		56063B		56063D	
Model	562		562		562		562	
Finish	C.P.R.		C.P.R.		C.P.R.		C.P.R.	
§Rim or door, or cover	535156		535156		535156		535156	
§ Screw, rim or bulb holder fixing	198899		54127517		198899		54127517	
§ Nut, securing	187108		187108		187108		187108	
§ Lens, or light shield	535154		54570209		535154		54570209	
§ Sleeve, terminal, or insulating strip	188818		188818		188818		188818	
§ Bulb	382		382		207		207	


Part No.	61412A	61416B	†540020	†540092	†540129	†545138	†545179
Model	R451	578	F214	44S-S	45S-BQ	DF41	DF41
Finish	Chromium	—	C.P.R.	C.P.R.	C.P.R.	Chromium	Chromium
Replaced by (see footnote)	—	—	(56016)	(56047)	(56046)	(56057)	(56010)
§ Bezel	—	575955	—	—	—	—	—
§ Rim or door, or cover	572255	—	‡618611	540055	540127	545146	545245
§ Lens or glass	—	54572090	—	—	—	—	—
§ Reflector	—	575957	—	—	—	—	—
§ Bulb holder	572258	554710	—	—	—	—	—
§ Interior or contact	571476	553780	—	—	—	—	545172
§ Ring, rubber, seating	523986	554354	—	—	—	—	—
Wire, bulb holder fixing, or spring	524637	—	—	—	—	505991	505991
§ Sleeve, terminal	—	555910	—	—	—	—	—
§ Washer, paper	—	520354	—	—	—	—	—
§ Bulb	207	989	207	256	256	207	207

For illustrations, see pages L1-L4

Note. For replacement lamp spare parts, see appropriate column under part number † When ordering, quote part number shown in brackets
 ‡ Includes lens § Recommended spares for stock C.P.R. . . Chromium plated rim



WARNING LIGHTS AND BULB HOLDERS




MODEL REFERENCE

Part No.	WL	Part No.	WL	Part No.	WL	Part No.	WL	Part No.	WL	Part No.	WL
38012	3/1	38052	12	38086	3/1	38132	13	38158	13	318505	3
38013	3/1	38053	12	38087	3/1	38133	3/1	38162	13	318507	4
38015	3/1	38054	3/1	38091	3/1	38134	13	38172	14	318526	WL5
38018	3/1	38057	10	38092	12	38135	13	38173	14	318534	4
38019	3/1	38058	12	38094	11	38138	13	38174	14	318536	5
38020	4	38059	11	38095	11	38140	14	38175	14	318596	3/1
38022	3/1	38065	11	38100	13	38141	14	38176	14	318604	4
38029	3/1	38066	3/1	38101	13	38142	14	38177	13	318612	4
38030	3/1	38067	11	38102	13	38143	13	38179	13	318732	4
38034	3/1	38068	11	38103	12	38144	13	38185	13	318732	4
38041	DWL	38069	12	38104	12	38145	13	38186	13	319081	11
38042	3/1	38070	11	38105	12	38147	13	38188	15	319082	11
38043	3/1	38071	11	38106	12	38148	14	38189	15	319083	11
38044	10	38073	12	38111	11	38150	13	38190	15	319387	13
38045	10	38075	3/1	38112	13	38151	13	38191	15	319416	13
38046	3/1	38081	3/1	38118	13	38152	13	38192	15	319417	13
38047	10	38082	3/1	38119	13	38153	13	38204	13	54360085	13
38048	4	38083	3/1	38124	13	38155	13	38209	13	54360247	13
38049	3/1	38084	3/1	38125	13	38156	13	38210	13	54360500	WL15
38050	10	38085	3/1	38127	3/1	38157	13	318504	3	54360552	13

For detailed spare parts, see pages L7-L8

WARNING LIGHTS



DETAILED SPARE PARTS

MODEL WL3 and WL3/1

Part No.	Replaced by	Colour	§Cover and/or Window	Bulb
†38012B	(38029)	Red	318896	970
†38013B	(38049)	Red	318896	970
†38015B	(38046)	Red	318893	970
38018B	—	Green	318894	970
†38019B	(38133)	Amber	318892	970
†38022B	(38066)	Red	318893	970
38029B	—	Red	318896	970
†38030A	(38054)	—	—	970
†38034B	(38043)	Amber	318892	970
†38042A	(38054)	Green	318891	970
38043A	—	Amber	318892	970
38046A	—	Red	318893	970
38049A	—	Red	318896	970
38054A	—	Green	318891	970
38066A	—	Red	318893	970
†38075A	(38049)	Red	318896	987
†38081A	(38133)	Blue	318869	970
†38082B	(38054)	Green	318891	987
†38083B	(38133)	Amber	318892	987
†38084B	(38046)	Red	318893	987
†38085B	(38018)	Green	318894	987
†38086B	(38043)	Amber	318892	987
†38087A	(38049)	Red	318896	970
38091A	—	Red	318896	987
†38127A	(38049)	Red	318896	987
38133A	—	Amber	319192	987
†318504	(38066)	Red	310738	970
†318505	(38046)	Red	318894	970
†318596	(38046)	Red	310738	970

The following parts are standard fitment to WL3 types as indicated below:

All types:

§Fixing parts, set	318864
Nut, terminal	180170
§Washer, spring	185040

Insulated return only:

Screw, terminal	100521
§Washer, spring	185012

MODEL WL5

Part No.	Replaced by	Window (red)	Bulb
†318526	(318507)	†304084	†970

MODEL WL11

Part No.	Replaced by	Colour	Bezel	Bulb
38059A	—	Red	319011	987
†38065A	(38059)	Red	319012	987
38067A	—	Green	319012	987
38068A	—	Amber	319012	987
†38070A	(38067)	Green	319011	987
38071A	—	Amber	319011	987
38094A	—	Red	319012	998
38095A	—	Green	319012	998
38111A	—	Blue	319011	987
†319081	(38059)	Red	319012	987
†319082	(38068)	Amber	319012	987
†319083	(38067, 12 volt) or (38095, 6 volt)	Green	319012	987

The following part is standard fitment to the above WL11 Models:
§Bulb holder 39020A

MODEL WL12

Part No.	Replaced by	Colour	Cover and Window	Bulb
38052B	—	Red	319106	987
38053B	—	Green	319107	987
38058A	—	Red	319106	987
†38069A	(38052)	Red	319106	987
38073A	—	Red	319106	990
†38092A	(38053)	Green	319107	987
38103A	—	Blue	319114	987
38104A	—	Amber	319123	987
†38105A	(38052)	Red	319106	987
†38106A	(38053)	Green	319107	987

The following parts are standard fitment to the above WL12 Models:
§Bulb holder (earth return) .. 39007A
§Bulb holder (insulated return) 39020A

WL4 and WL10 Models consist of Bulb Holder and Bulb only

MODEL WL4

Part No.	Replaced by	§Bulb	
		12 volt	6 volt
†38020A	(38048)	987	—
38048A	—	987	—
318507	—	†987	†990
†318534	(318604)	†987	†990
318604	—	970	—
†318612	(318604)	970	—
†318732	(318604)	987	990

The following parts are standard fitment to the above WL4 Models:

Nut, terminal	180170
§Washer, spring	185040
‡Screw, terminal	100521
§Washer, spring	185012

MODEL WL10

Part No.	Replaced by	†Bulb		Screw, terminal
		12 volt	6 volt	
38044A	—	987	990	120560
38045A	—	987	990	120560
38047A	—	987	990	—
38050A	—	987	990	120560
†38057A	(38044)	987	990	120560

The following items consist of Bulb Holder only

304994 318874 554734 †860547 (554734)	†861113 (863511) 861845 †863143 (54944812) 863511	†54940878 (54945043) 54944812 54945043
--	--	--


For illustrations, see page L6

† When ordering, quote part number shown in brackets

‡ Order separately

§ Recommended spares for stock

|| Fitted to 38048 only



WARNING LIGHTS AND BULBHOLDERS

DETAILED SPARE PARTS

MODEL WL13

Part No.	Replaced by	Insulated or Earth Return	Colour	§Cover and/or Window	Shade	Bracket Connector (Insulated Return)	Body	Nut	Bulb
38100A	—	I.R.	Red	319215	305569	319214	—	—	987
38101A	—	I.R.	Blue	319221	305569	319214	—	—	987
38102A	—	E.R.	Green	319217	305569	—	—	—	987
38112A	—	E.R.	Amber	319123	319222	—	—	—	987
38118A	—	E.R.	Red	319106	319222	—	—	—	987
38119A	—	E.R.	Green	319107	319222	—	—	—	987
38124A	—	E.R.	Green	319235	305569	—	—	—	987
38125A	—	E.R.	Green	319217	305569	319214	—	—	987
38132A	—	E.R.	Green	319217	305569	—	†305532	—	987
†38134A	(38049, WL3)	I.R.	Red	319257	—	319220	319204	319203	987
38135A	—	E.R.	Red	319257	—	—	319204	319203	987
38138A	—	E.R.	Red	319262	319263	‡863095	—	—	987
38143A	—	I.R.	Amber	319303	305569	319214	—	—	987
38144A	—	I.R.	Green	319217	305569	319214	—	—	987
38145A	—	E.R.	Red	319106	319222	—	—	—	987
38147A/B	—	I.R.	Red	319305	305569	319214	†319306	—	987
38150A	—	E.R.	Red	319106	319222	—	—	—	987
38151A	—	E.R.	Green	319320	319222	—	—	—	987
38152A	—	E.R.	Red	319321	319222	—	—	—	987
†38153A	(554734 and 987)	—	—	—	—	—	—	—	987
†38155A	(38132)	E.R.	Green	319217	305569	—	—	—	987
38156A/B	—	I.R.	Red	319321	319222	—	—	—	987
38157A/B	—	I.R.	Green	319320	319222	—	—	—	987
38158A	—	I.R.	Red	319106	319222	—	—	—	987
38162A	—	E.R.	Blue	319221	305569	—	—	—	987
38177A	—	E.R.	Green	319419	—	—	319204	319203	987
38179A	—	E.R.	Amber	319303	305569	—	—	—	987
38185A	—	I.R.	Green	319107	319222	—	—	—	987
†38186A	—	I.R.	Red	319106	319222	—	—	—	650
38204A	—	—	Violet	54360477	319222	—	—	—	—
38209A	—	I.R.	Amber	319123	319222	—	—	—	987
38210A	—	I.R.	Blue	54333114	319222	—	—	—	987
†319387	(38112)	—	Amber	319123	319222	—	—	—	987
†319416	(38135)	—	Red	319257	—	—	319204	319203	987
†319417	(38177)	—	Green	319419	—	—	319204	319203	987
†54360085	(319303 and 305569)	—	Amber	319303	305569	—	—	—	—
†54360247	(319303 and 305569)	—	Amber	319303	305569	—	—	—	—
†54360522	(319217 and 305569)	—	Green	319217	305569	—	—	—	—

The following parts are standard fitment to the above WL13 Models:

Earth Return:

§Bulb holder .. 554734

Insulated Return:

§Bulb holder .. 863511
or (when bracket connector is fitted)

Insulated Return—continued

§Bulb holder 554734

§Screw, terminal 100521

§Washer, securing 185012

(38204A, 319387, 319416, 319417, 54360085, 54360247 and 54360522 less bulbs and bulb holders)

MODEL WL14

Part No.	Colour	Body	Cover and Window	Bezel	Retainer	Bulb Holder	Bulb
38140A/B	Red	§319271	—	—	318902	318904	280
38141A/E	Red	§319274	—	**318914	318902	318904	280
38142A	Green	§319273	—	—	318902	318904	280
38148A/B	Amber	§319309	—	—	318902	318904	280
38172A	Red	54360005	319394	319397	—	319408	987
38173A	Green	54360005	319395	319397	—	319408	987
38174A	Amber	54360005	319393	319397	—	319408	987
38175A	Green	54360005	319415	319397	—	319408	987
38176A	Red	54360005	319414	319397	—	319408	987

MODEL WL15

Part No.	Colour
38189A	Red
38190A	Dark red
38191A	Green
38192A	Amber
54360500	Dark red
All types:	
Adaptor	††54945043
§Bulb	††281

MODEL DWL (Dual Warning Light)

38041A	Red and green
No serviceable parts	


For illustrations, see page L6

† When ordering, quote part number shown in brackets
** Bulb cover †† Order separately ‡‡ 24 volt

‡ Bezel § Recommended spares for stock †† Bulb holder
I.R. .. Insulated return E.R. .. Earth return

¶ Cover § And cover

LAMP PLUGS AND SOCKETS



INSPECTION LAMP PLUGS AND SOCKETS

Part No.	Special Features
38604A	Two sockets mounted on special base. Complete with two-pin plug 304919.
38605A	Two sockets mounted on special base. Supplied less plug, but suitable for use with plug 545025.
39507A	Two individual sockets. Bright dip finish.
39513A	Two holders each containing one plug and one socket.
39517A	Similar to 39507A, but for lock washer.
301187	Similar to 39507A, but shorter sockets.
305514	Two insulated sockets.
545025	Two-pin plug. Diameter of pins $\frac{1}{8}$ ". Suitable for use with sockets 38605A or 770419.
770419	Two-pin socket assembly. Suitable for use with plug 545025.
54360327	Two sockets mounted on special base; as 38604, but less two-pin plug 304919.



TRAILER PLUGS AND SOCKETS

These plugs and sockets are particularly suitable for caravans, trailers, and large and overhanging loads. Various lengths of cables are available.

Model Interpretation

TLC2 2 pin

TLC3 3 pin

TLC4 4 pin

TLC5 5 pin

PLUGS AND CABLES

Type	Part No.	Length of Cable	Type	Part No.	Length of Cable
TLC2	82024	2'	TLC4	82014	2'
TLC2	82026	6'	TLC4	82016	6'
TLC2	82028	10'	TLC4	82018	10'
TLC2	82029	12'	TLC4	82043	20'
TLC2	82049	100'	TLC4	82047	13'
TLC2	82066	30'	TLC5	82051	6'
TLC2	82067	40'	TLC5	82052	15'
TLC3	82006	18'	TLC5	82056	13'
TLC3	82007	4'	TLC5	82058	1'
TLC3	82009	8'	TLC5	82063	10'
TLC3	82011	12'			
TLC3	82033	13'			
TLC3	82038	20'			

SOCKETS AND LEADS

Type	Part No.	Length of Lead	Type	Part No.	Length of Lead
TLC2	82023	5½"	TLC4	82013	5½"
TLC2	82039	6'	TLC4	82034	10'
TLC2	82062	1'	TLC4	82044	13"
TLC2	82065	20'	TLC4	82046	9"
TLC3	82040	10'	TLC5	82053	5¼"
TLC3	809069	6" (2 off)	TLC5	82057	9"
		9" (1 off)	TLC5	82061	23"

PLUGS AND SOCKETS

Part No.	Description
809121	Dummy socket.
809797	Eight-pin plug suitable for socket 809798.
809798	Eight-hole socket suitable for plug 809797.

BULBS



For details, see pages L12-L15



BULBS

ABBREVIATIONS

R.H.	..	Right Hand	LG	..	Lucas Graves
L.H.	..	Left Hand	MCC	..	Miniature Centre Contact
BPF	..	British Pre-focus	MES	..	Miniature Edison Screw Cap
BC	..	Bayonet Cap	SBC	..	Small Bayonet Cap
LBC	..	Large Bayonet Cap	SCC	..	Single Centre Contact
LES	..	Lilliput Edison Cap			

PRE-FOCUS HEADLAMPS – SINGLE FILAMENT

Volts	Watts	Contact	Cap	Filament	Bulb Surface	Part No.	Illustration	Replaces
6	24	Single	BPF	Transverse	Clear	163	B	—
6	36	Single	BPF	Axial	Clear	172	A	160, 161, 164
6	36	Single	BPF	Transverse	Clear	173	B	193, 318
6	36	Single	BPF	Axial	Cadmium yellow	659	A	—
12	36	Single	BPF	Axial	Clear	162	A	—
12	36	Double	BPF	Axial	Clear	177	B	—
12	38	Single	BPF	Transverse	Clear	325	B	165
12	38	Double	BPF	Transverse	Clear	326	B	—
12	48	Single	BPF	Axial	Clear	185	A	—
12	48	Single	BPF	Transverse	Metallised	321	B	316
12	48	Single	BPF	Transverse	Clear	323	B	192
12	48	Single	BPF	Transverse	Cadmium yellow	600	B	323Y
12	48	Single	BPF	Axial	Cadmium yellow	685	A	—

PRE-FOCUS HEADLAMPS – DOUBLE FILAMENT

Volts	Watts	Contact	Cap	Filament	Bulb Surface	Part No.	Illustration	Replaces
6	18/18	Double	BPF	Transverse, vertical dip	Clear	311	D	188
6	24/24	Double	BPF	Transverse, vertical dip	Clear	166	D	—
6	30/24	Double	BPF	Transverse, vertical dip	Clear	312	D	174
6	30/24	Double	BPF	Transverse, R.H. drive	Clear	373	E	—
6	30/24	Double	BPF	Transverse, vertical dip	Cadmium yellow	602	D	—
6	35/35	Double	BPF	Bow and hooded axial, duplo, Export Europe, not France ..	Clear	403	F	—
6	45/35	Double	BPF	Transverse, L.H. drive	Clear	357	E	175, 307, 309
6	45/35	Double	BPF	Transverse, R.H. drive	Clear	356	E	175, 306
6	45/40	Double	BPF	Transverse, vertical dip, duplo, Export Europe, not France ..	Clear	378	F	—
6.4	45/35	Double	BPF	Transverse, L.H. drive	Clear	357	E	—
12	35/35	Double	BPF	Transverse, vertical dip, duplo, Export Europe, not France ..	Clear	350	F	12721C
12	36/24	Double	BPF	Transverse, R.H. drive	Clear	427	E	418
12	38/21	Double	BPF	‡Special transverse	Clear	408	E	—
12	38/21	Double	BPF	‡Special transverse	Cadmium yellow	409	E	—
12	42/36	Double	BPF	Transverse, R.H. drive	Clear	354	E	167, 300
12	42/36	Double	BPF	Transverse, L.H. drive	Clear	355	E	301
12	42/36	Double	BPF	Transverse, R.H. drive	Cadmium yellow	603	E	—
12	42/36	Double	BPF	Transverse, L.H. drive	Cadmium yellow	604	E	—
12	44/38	Double	BPF	Transverse, R.H. drive	Clear	358	E	—
12	45/40	Double	BPF	Transverse and hooded axial, du- plo, Export Europe, not France	Clear	370	F	360
12	45/40	Double	BPF	Transverse and hooded axial, vertical dip	Cadmium yellow	371	F	365
12	48/48	Double	BPF	Transverse, R.H. drive	Clear	302	E	—
12	48/48	Double	BPF	Transverse, L.H. drive	Clear	303	E	—
12	50/40	Double	BPF	Transverse, R.H. drive	Clear	414	W	—
12	60/36	Double	BPF	Transverse, R.H. drive	Clear	404	T	—
12	60/36	Double	BPF	Transverse, L.H. drive	Clear	406	T	—

HEADLAMPS – UNIFIED EUROPEAN CAP BULBS

Volts	Watts	Contact	Cap	Filament	Bulb Surface	Part No.	Illustration	Replaces
12	45/40	3 lug	Unified	Duplo 'D' assymmetric type ..	Clear	410	C	—
12	45/40	3 lug	Unified	Duplo 'D' assymmetric type ..	Cadmium yellow	411	C	—
12	60/40	3 lug	Unified	Transverse, R.H. drive	Clear	416	VV	—
12	60/40	3 lug	Unified	Transverse, L.H. drive	Clear	417	VV	—

For illustrations, see page L10

BULBS



HEADLAMPS – SINGLE FILAMENT

Volts	Watts	Contact	Cap	Filament	Bulb Surface	Part No.	Illustration	Replaces
6	24	Single	SCC	Axial	Clear	106	G	10, 11, 35, 40, 44, 72, 74, 76, 77, 107
6	24	Double	SBC	Axial	Clear	109	G	13, 14, 15, 42, 43, 78, 79, 110
6	36	Single	SCC	V	Clear	75	H	73, 108
6	36	Single	Bosch	Axial	Clear	130	J	—
6	36	Single	SCC	Axial	Cadmium yellow	374	G	—
6	36	Double	SBC	Axial	Clear	111	G	—
12	24	Single	SCC	Axial	Clear	1	G	—
12	36	Single	SCC	Axial	Clear	2	G	—
12	36	Double	SBC	Axial	Clear	5	G	4, 6, 25, 27, 33, 34, 58, 93, 114, 141, 148
12	36	Single	SCC	V	Clear	57	H	21, 28, 30, 31, 32, 37, 53, 54
12	36	Single	SCC	Axial	Cadmium yellow	375	G	—
12	48	Single	SCC	Axial	Clear	23	G	—
12	48	Single	Bosch	Axial	Clear	96	J	88, 135, 144, 147
12	48	Single	Bosch	Axial	Cadmium yellow	661	J	—
12	60	Double	SBC	Axial	Clear	26	G	151
12	60	Single	Bosch	Axial	Clear	87	J	60, 152
12	60	Single	SCC	Axial	Clear	90	G	20, 29, 186

HEADLAMPS – DOUBLE FILAMENT

Volts	Watts	Contact	Cap	Filament	Bulb Surface	Part No.	Illustration	Replaces
6	18/18	Double	SBC	V inverted	Clear	180	L	65
6	24/24	Double	SBC	V inverted	Clear	168	L	66, 68, 70, 71
6	24/24	Double	Bosch	V inverted	Clear	183	L	101, 102, 115, 116
6	30/30	Double	SBC	V inverted	Clear	169	L	61, 69, 170
12	36/36	Double	SBC	Transverse	Clear	171	K	50, 51, 52, 62, 181
12	36/36	Double	SBC	Transverse	Cadmium yellow	376	K	—
12	36/36	Double	Bosch, L.G.	V inverted	Clear	182	L	80, 81, 82, 83, 99

PILOT LIGHTS – HEADLAMP

Volts	Watts	Contact	Cap	Filament	Bulb Surface	Part No.	Illustration	Replaces
6	3	Single	SCC	Coil	Clear	200	M	113
6	3	Single	MCC	Coil	Clear, 11 mm.	641	N	—
6	3	Single	MCC	Coil	Clear, 15 mm.	988	N	—
12	6	Single	SCC	Coil	Clear	207	M	215
12	6	Single	MCC	Coil	Clear, 15 mm.	989	N	—
12	4	Single	MCC	Coil	Clear	222	N	—

For illustrations, see page L10



BULBS

SIDE, STOP TAIL AND FLASHER, ETC.

Volts	Watts	Contact	Cap	Filament	Bulb Surface	Part No.	Illustration	Replaces
6	3	Single	SCC	Coil	Clear	200	M	113
6	3	Double	SBC	Coil	Clear	204	M	—
6	3	Single	MCC	Coil	Clear, 15 mm.	988	N	—
6	6	Single	SCC	Coil	Clear	205	M	105
6	6	Double	SBC	Coil	Clear	206	M	—
6	6	Single	MES	Coil	Clear	950	R	—
6	6	Single	MCC	Coil	Clear	951	N	—
6	18	Single	SCC	Transverse	Clear, 25 mm.	317	O	—
6	18	Double	SBC	Transverse	Clear	319	O	—
6	18/3	Double	SBC	Axial	Clear, 25 mm.	190	Q	104
6	18/3	Double	SBC, offset pin	Transverse	Clear, 25 mm.	352	P	—
6	18/6	Double	SBC	Transverse	Clear, 25 mm.	383	Q	—
6	18/6	Single	SBC, offset pin	Transverse	Clear, 25 mm.	384	P	—
12	3	Single	SCC	Coil	Clear	219	M	—
12	4	Single	MCC	Coil	Clear	222	N	—
12	6	Single	SCC	Coil	Clear	207	M	215
12	6	Double	SBC	Coil	Clear	209	M	211, 213
12	6	Double	SBC	Coil	Clear	225	M	—
12	6	Single	MCC	Coil	Clear, 15 mm.	989	N	—
12	21	Double	SBC	Transverse	Clear, 25 mm.	335	O	—
12	21	Single	SCC	Transverse	Clear, 25 mm.	382	O	199, 221
12	21/6	Double	SBC, offset pin	Transverse	Clear, 25 mm.	380	P	353
12	21/6	Double	SBC	Transverse	Clear, 25 mm.	381	Q	85, 86, 189, 369
12	18/6	Double	SBC, offset pin	Transverse	Clear	361	P	—

PANEL ILLUMINATION AND WARNING LIGHTS

Volts	Watts or Amps.	Contact	Cap	Filament	Bulb Surface	Part No.	Illustration	Replaces
2.5	0.2 amps.	Single	MES	Coil	Clear, 11 mm.	970	R	971, 972
3.5	0.3 amps.	Single	MES	Coil	Clear, 11 mm.	977	R	—
3.5	0.15 amps.	Single	MES	Coil	Clear, 11 mm.	974	R	975
6.0	0.1 amps.	Single	MES	Coil	Clear, 12 mm.	998	R	991
6.0	3.0 watts	Single	MES	Coil	Clear, 11 mm.	990	R	63,63MA,981,982,983
6.0	1.8 watts	Single	MCC	Coil	Clear	640	N	—
6.0	3.0 watts	Single	MCC	Coil	Clear	641	N	—
6.0	0.6 watts	Single	BA7S	Coil	Clear	282	U	—
12.0	2.2 watts	Double	Festoon	—	Clear	261	S	—
12.0	2.2 watts	Single	MES	Coil	Clear, 11 mm.	987	R	984, 985, 986, 1224M
12.0	1.5 watts	Single	LES	Supported coil ..	Clear	†280	Z	—
12.0	2.0 watts	Single	BA7S	Coil	Clear	281	U	—
12.0	2.2 watts	Single	MCC	Coil	Clear	643	N	—
12.0	2.2 watts	Single	MCC	Coil	Clear	645	N	—
16.0	3.0 watts	Single	MCC	Coil	Clear, 15 mm.	647	N	—

† Direction Indicator

DASH AND TRAFFICATOR

Volts	Watts	Contact	Cap	Filament	Bulb Surface	Part No.	Illustration	Replaces
6	3	Double	Festoon, 7.5 × 35.6 mm.	—	Clear	255	S	—
6	6	Double	Festoon, 11 × 38 mm.	—	Clear	253	S	257
12	3	Double	Festoon, 7.5 × 35.6 mm.	—	Clear	256	S	—
12	6	Double	Festoon, 11 × 38 mm.	—	Clear	254	S	—
12	6	Double	Festoon, 11 × 44 mm.	—	Clear	258	S	251

For illustrations, see page L10

BULBS



24 VOLT BULBS FOR C.A.V. COMMERCIAL EQUIPMENT

Volts	Watts	Contact	Cap	Filament	Bulb Surface	Part No.	Illustration	Replaces
24	2	Single	BA7S	—	Clear	283	U	—
24	2.8	Single	MES	Bow	Clear, 15 mm.	650	R	—
24	2.8	Single	MCC	Bow	Clear, 15 mm.	651	N	—
24	2.8	Single	MES	Bow	Clear, 15 mm.	993	R	—
24	6	Single	SCC	Bow	Clear, 19 mm.	149	M	133
24	6	Double	SBC	Bow	Clear, 19 mm.	150	M	132, 320
24	6	Single	MCC 15 mm.	Bow	Clear	227	—	—
24	6	Double	Festoon, 7.5 × 35.6 mm.	—	Clear	259	S	—
24	6	Double	Festoon, 11 × 44 mm. . .	—	Clear	260	S	—
24	6	Double	BC	Bow	Clear	638	—	—
24	6	Double	Festoon, 11 × 38 mm. . .	—	Clear	653	—	—
24	6	Double	Festoon, 11 × 38 mm. . .	—	Clear	654	—	5835/26B
24	6/24	Double	SBC	Transverse ..	Clear, 25 mm.	334	Q	—
24	6/24	Double	SBC 25 mm.	Stop tail ..	Clear	692	Q	—
24	24	Double	SBC	Transverse ..	Clear, 25 mm.	333	Q	—
24	24	Single	SCC 25 mm.	Stop light ..	Clear	339	O	—
24	33/35	Double	BPF	Duplo	Clear	362	F	—
24	36	Double	SBC	Axial	Clear	123	G	121, 122, 125, 140, 142, 145
24	36	Double	LBC	Axial	Clear	622	—	—
24	36	Single	SCC	Axial	Clear	621	—	—
24	36/36	Double	SBC	Transverse ..	Clear	194	K	—
24	44	Double	BPF	Transverse ..	Clear	330	B	329
24	44	Double	BPF	Axial	Clear	331	A	179, 187, 313
24	44	Double	BPF	Transverse ..	Cadmium yellow	601	B	—
24	44	Single	BPF	Transverse ..	Clear	606	—	—
24	44/38	Double	BPF	Transverse, L.H. drive ..	Clear	332	D	195, 305, 363
24	44/38	Double	BPF	Transverse, R.H. drive ..	Clear	359	D	195, 304
24	44/38	Double	SBC	Transverse ..	Clear	671	—	—
24	45/40	Double	BPF	Duplo	Clear	336	F	362
24	48	Double	LBC	Axial	Clear	624	—	—
24	48	Single	SCC	Axial	Clear	623	—	—
24	60	Single	SCC	Axial	Clear	124	G	155
24	60	Double	Bosch	Axial	Clear	127	J	—
24	60	Single	SBC	Axial	Clear	128	G	—
24	60	Double	Bosch	Axial	Clear	131	J	—

For illustrations, see page L10



SUNDRY LAMPS

VEHICLE APPLICATION REFERENCE

SUNDRY LAMPS

Bonnet, Boot, Clock Illumination, Dash, Glove Box, Inspection, Interior, Map Reading, Panel, Radiator Badge, Repeater, Roof, Front Grille Illumination and Taxi Sign Lamps.

39006 PIL Panel light, front grille illumination or map reading light. 12v.; double contact.
 Armstrong Siddeley 'Hurricane', 'Lancaster', 'Whitley' and 'Typhoon' 1950-53; Limousine 1951-52; 'Sapphire' 1955-59; ½ ton Pick-up Truck (Export only) 1957; 'Star Sapphire' 1959-60.
 Aston Martin DB2 1951-54; DB2/4 1955-57.
 Austin A125 1948-54; A135 1954-60; 4 litre 'Princess' Mk. IV and Limousine (Front compartment) 1957-59; B.M.C. 3 litre 'Princess' 1960; Ambulance and Hearse 1951-55.
 Bentley 4½ litre Mk. VI 1946-51.
 Bristol 406 1958-60.
 Jaguar Mk. VII 1951-58; Mk. V 1951-52; Mk. VIII 1957-59; Mk. IX 1959-60.
 Jensen 3½ litre 1946-47; 4 litre 'Interceptor' 1950-55.
 39007 PL31. Panel light bulb holder; less bulb.
 A.F.N. 'Le Mans' and 'Mille Miglia' 1951-54.
 Alvis TA21, TC21 and TC21/100 1951-55; TB21 Sports 1952; TD21 1958-60.
 Austin-Healey '100 Six' 1957-59; '3000' 1959-60; 'Sprite' 1958-60; LD1A, LDO1A, LD2A and LDO2A 1958-59; LCFO 1958; 301FC 1959; 3, 4 and 5 ton Series III 1958-59; Series IVFF 1958; Petrol Tanker and Coach Series III Forward Control 1957-60; 1½/2 ton 301 Range (except 301FC) 1957-60.
 Bristol '404' 1954-55; 'X404' (Arnolt body) 1954; '405' 1955-58.
 Commer 'Express' Delivery Van and Pick-up Truck 1955-57.
 Healey 'Tickford' Saloon 1951-54; 'Abbot' Drop-head Coupé 1952-54.
 Hillman 'Minx' All Models 1946-57; De Luxe Series III 1954-57.
 Jowett 10 cwt. 'Bradford' Van 1951-54; De Luxe Van and 6 Light Utility 1949-52.
 Lambourne, C.F. 'Lamb-Kar' 1952-54.
 Lea Francis 14 1950-54; 18 4 Light Saloon 1951-54; 18 6 Light Saloon 1950-53; 1½ litre Sports 1949-54.
 M.G. 1½ litre 1951-53; 'Midget' 1951-55.
 Morgan 3-wheeler 1948-52; 'Plus Four' 1946-60.
 Morris 'Oxford' 1956; 5 cwt. Van 1950-53.
 Morris Commercial 25/30 cwt. LC3 1946-52; LC4, LC5 and LCO5X 1953-59; FV and FVS 1949-55; Petrol Tanker 1951-52; FVO 1949-54; FV50 1955; NV and NV12/3 1954-55; NV5 1951-54; PP Coach 1950-51; 10 cwt. 'J' Van 1949-57; 'JB' Van (G.P.O.) 1958-60; LD1 and LDO 1954-60; LDO1, LDO2 and LCFO (2 ton Diesel) 1958-59; 3 ton 3KNC (G.P.O.) 1956-59; 2/3, 4 and 5 ton Series III Trucks 1956-60; Series III Coach 1957-59; Series III Tanker 1957; Series III Prime Mover 1958-60; 7 ton Truck, Coach and Tanker 1958.
 Peerless 'Gran Turismo' 1960.
 Rover '60', '75', '90' and '105' 1948-59.
 Smiths Delivery Vehicles 2 ton Diesel (CP80) 1953-55.
 Standard 12 and 14 1946-48.
 Triumph TR2 and TR3 1955-60; 'Mayflower' 1950-53.
 Trojan 15/20 cwt. Van 1952-57.
 Wolseley 12 1946-48; 'Six Ninety' 1955-59.
 39010 PL34 Panel light bulb holder. 12v.; single contact.
 Austin A125 1948-54; A135 1948-55; Ambulance and Hearse 1951-55; Light 2 ton LCFO 1958; 301FC 1959; 3, 4 and 5 ton Series III 1958-59; Series IIIFC Petrol Tanker and Coach 1957-60; 1½/2 ton 301 Range (except 301FC) 1957-60; Morris 5 cwt. Van 1950-53.
 Morris Commercial LC4, LC5 and LCO5X 1953-59; NV 1954; FVS12/5, FV50, NV12/3, NVO, NVO12/3, NVO11/5, NVS12/3 and NVS13/5 1955; LD1, LDO, LDO1 and LDO2 1954-60; 2 ton LCFO 1958-59; 3 ton 3KNC (G.P.O.) 1956-59; 2/3, 4 and 5 ton Series III Trucks 1956-60; Series III Coach 1957-59; Series III Tanker 1957; Series III Prime Mover 1958-60.
 Rover '60', '75', '90' and '105' 1948-59; '80' and '100' 1960; 3 litre 1959-60.
 Triumph 'Mayflower' 1950-53.
 39015 PL39 Panel light bulb holder. Less bulb.
 Morris 'Minor' 1948-55; 'Cowley' Van and Pick-up Truck 1950-53; 'Oxford' 1950-54; 'Oxford Traveller' 1955; 'Six' Saloon 1950-54; Quarter Ton Van (G.P.O.) 1954.
 Riley 1½ litre 1946-55.
 Singer 9 Roadster 1946-51; 'SM1500' 1949-54.
 Standard 'Vanguard', 12 cwt. Van and Pick-up Truck 1948-55.
 Triumph 'Renown' 1950-53.

39015—continued
 Wolseley 'Six Eighty' 1949-54; 'Four Forty-Four' 1955-56; 'Four Fifty' 1949-53; 'Fifteen Fifty' 1957-59.
 39020 PL43 Panel light bulb holder. Less bulb.
 Austin A40 1951-55; Austin-Healey '100' and '100M' 1954; 10 cwt. 101 Van 1958-60.
 Jowett 'Javelin' and 'Jupiter' Sports 1951-54.
 Morris Commercial 'JB' Van 1958-60.
 Reliant 'Regal' Car and Van and 'Regent Four' Van 1959-60.
 Standard 12 cwt. Van and Pick-up Truck (Diesel) 1956-57.
 52405 550 Glove box lamp. C.P.R. with cowl covering half of clear lens; rubber body; 12v.; single contact.
 Humber New 'Super Snipe' Series I and II 1959-60.
 52447 513 Taxi sign lamp holder. 12v.; single contact.
 Austin Taxi (Diesel) 1959-60.
 52477 481 Map light. 12v.; single contact.
 Jaguar 2.4, 3.4 and 3.8 litre 1960.
 53163 491 Boot lamp or engine compartment lamp, bulb holder and bracket assembly.
 Armstrong Siddeley 'Sapphire' 1953-58; 'Star Sapphire' and Limousine 1959-60.
 Jensen 4 litre 'Interceptor' 1952-55; '541' and '541R' 1954-58; 'Tempo 1500' 1958-60.
 Jowett 'Javelin' De Luxe 1953-54.
 Lea Francis 14 and 18 4 Light Saloon 1951-54; 18 6 Light Saloon 1952-53.
 Rover '75' 1950-51.
 53235 519 Boot lamp, bulb holder and clip. Two-screw fixing.
 Rover '60', '75', '90' and '105' 1952-59; '80', '100' and 3 litre 1959-60.
 53264 519 Boot lamp, bulb holder and clip. Two-screw fixing; as 53235, but extra clip.
 Humber 'Super Snipe' 1953-57.
 Jensen '541' and '541R' (later) 1958-60.
 53396 519 Boot lamp, bracket and bulb holder with mercury switch. 12v.; single contact.
 Vauxhall 'Cresta' 1955-57; 'Velox' and 'Cresta' De Luxe 1958-60.
 53681 519 Boot lamp, bracket and bulb holder with mercury switch. 12v.; single contact.
 Humber New 'Hawk' and New 'Super Snipe' 1959-60.
 56010 DF41 Dash lamp. C.P. cover; 12v.; single contact; centre fixing.
 Aston Martin DB3/S Competition 2-seater 1956.
 H.R.G. 12 1946-52.
 Smiths Delivery Vehicles Standard Drive Models (Electric), 1 ton (Diesel) and 2 ton (Diesel) CP80 1953-55.
 Sunbeam 'Alpine' Sports 1959-60.
 56015 FML2 Boot or roof lamp. C.P.R.; 12v.; double contact; two-screw fixing.
 Jaguar 1½, 2½ and 3½ litre Saloon 1946-51; XK120 and XK140 1949-57.
 Riley 1½ litre 1946-55.
 56016 F214 Roof lamp. C.P.R.; 12v.; single contact; three-screw fixing.
 Austin 'Princess' Mk. IV 1957-59.
 Humber 'Hawk', 'Pullman' and 'Super Snipe' 1946-54; 'Super Snipe' 1957.
 56018 BT1 Boot lamp. Black finish; 12v.; single contact two-screw fixing.
 Humber 'Hawk' and 'Imperial' 1946-48; 'Super Snipe' 1946-57.
 56022 300FS Roof lamp. Black rim; 12v.; single contact; three-screw fixing.
 Bedford 10/12 cwt. Van 1950-52.
 Morris 'Cowley' Van 1950-53; Half Ton Van 1954-56.
 Morris Commercial 15/20 cwt. (PV) 1949-53.
 56029 D41 Dash lamp. C.P.; 12v.; single contact; centre fixing.
 Morris 5 cwt. Van 1951-53.
 56031 D41 Dash lamp. 12v.; single contact; centre fixing.
 Morris Commercial 15/20 cwt. (PV) 1949-53; 25/30 cwt. (LC3) 1951-52; CV Ambulance and CV9/40 1950-51; ECV13/5 (Petrol) and ECV0 13/5 (Diesel) 1949.
 Reliant 750 c.c. 3-wheeler (6 volt) 1947-54; 6 cwt. Van and Truck (6 volt) 1954-55; 10 cwt. 3-wheeler Van (later 'Regent') (12 volt) 1951-56.

56035 D43-2 Boot lamp. Red bakelite cover; 12v.; single contact; centre spigot fixing.
 Allard 16 1947-49; 'P2' Model 1952-55; 'M' and 'P' Models 1951.
 Morris 'Oxford' 1948-49; 'Six' Saloon 1949.
 Wolseley 'Six Eighty' and 'Four Fifty' 1949-54.
 56037 481 Bulb holder assembly. 12v.; single contact; two-screw fixing.
 Armstrong Siddeley 'Star Sapphire' and Limousine 1959-60.
 Humber 'Imperial' and 'Pullman' 1950-54.
 56045 DF41T Dash lamp. C.P. cover; 12v.; single contact; flange fixing.
 Humber 'Imperial' and 'Pullman' 1948-52; 'Super Snipe' 1951-57.
 Invicta 3 litre 'Black Prince' 1948-49.
 Sunbeam-Talbot '90' 1951-52.
 56046 45S-BQ Roof lamp. C.P.R.; 12v.; single contact; two-screw fixing.
 Sunbeam 'Alpine' Saloon 1953-55.
 Sunbeam-Talbot 2 litre 1946; '80' 1948-50; '90' Saloon 1948-54.
 56047 44S-S Roof lamp. C.P.; 12v.; double contact; two-screw fixing.
 Commer 'Express' Delivery Van and Pick-up Truck 1953-54.
 Healey 16 Roadster and 16 Saloon 1948-49; 'Tickford' Saloon 1951.
 Hillman 'Minx' All Models 1946-54.
 H.R.G. 12 1946-52.
 Humber 'Hawk' 1950-52; 'Imperial' 1948-54; 'Super Snipe' 1955.
 M.G. 'Midget' 1949.
 Sunbeam 'Alpine' Coupé 1955.
 Sunbeam-Talbot 10 1946-47; '90' 1951-52.
 56048 45S-BQ Roof lamp. C.P.R.; 12v.; single contact; two-screw fixing.
 Sunbeam-Talbot '90' (Coupé only) 1951-52.
 56057 DF41 Map reading lamp. C.P. cover; 12v.; single contact.
 A.F.N. 'Le Mans' and 'Mille Miglia' 1952-54.
 Humber 'Pullman' 1946-47.
 H.R.G. 9 1946-52.
 Lea Francis 1½ litre Sports 1949.
 M.G. 'Midget' (30 m.p.h. warning lamp) 1949.
 56060 562 Roof lamp. C.P.R.; 12v.; single contact.
 Armstrong Siddeley 'Sapphire 234' and 'Sapphire 236' 1956-58.
 Austin A135 (Front compartment) 1956-60.
 56061 562 Roof lamp. C.P.R.; 12v.; double contact.
 Austin A135 (Rear compartment) 1956-60; Taxi and Hire Car (Diesel) 1960.
 Daimler 'Majestic' 1959-60.
 56062 562 Roof lamp. C.P.R.; 12v.; single contact.
 Austin 1½ ton (2.2 litre Petrol and Diesel), 2 ton (200), 3 ton (304), 4 ton (404) and Series IVFG Trucks (Forward Control) 1960; 152 Series (driving cab roof lamp) 1957-60.
 Morris Commercial 'J' Light Van and Pick-up Truck 1957-60; 1½, 2, 3 and 4 ton Forward Control Series IVFG Trucks 1960.
 56063 562 Roof lamp. C.P.R.; 12v.; single contact.
 Austin 152 Range (coach roof lamp) 1958-60.
 Morris 'Minibus' (interior) 1957-60.
 61412 R451 Boot lamp. C.P.R.; 12v.; single contact; flush fitting.
 Rolls-Royce 'Silver Wraith' 1951-59.
 61416 578 Inspection lamp. Moonstone glass; reflector; 12v.; single contact.
 Rolls-Royce 'Silver Wraith' 1956-59.
 63000 D20-2 Dash lamp. Black finish; 12v.; double contact; flange fixing.
 Austin B.M.C. 7 ton Series III Petrol Tanker 1958; 2½ ton Petrol Tanker 1952-55; 3/4 and 3/5 ton Petrol Tanker Series III 1957-60.
 Morris Commercial Series III Petrol Tanker 1958-60; 7 ton Tanker (Diesel) 1958.
 060103 998 Inspection lamp. Black finish; 12v.; double contact.
 Daimler 27 and 36 1946-53.
 060121 100 Inspection lamp. 12v.; polychromatic beige finish; double contact.
 Singer 'Hunter' 1955-56; 'Hunter S' 1956.
 523694 Bulb holder and bracket assembly.
 Morris 'Oxford' Taxi and Hire Car 1947-51.
 534539 RL2 Radiator badge, marked 'Wolseley', 12v.; single contact.
 Wolseley 'Six Eighty' and 'Four Fifty' 1949-54; 'Four Forty-Four' 1953-56; 'Six Ninety-Nine' 1957-60; 'Fifteen Sixty' and 'Fifteen Hundred' 1958-60; 'Fifteen Fifty' 1957-59.

C.P. .. Chromium plated C.P.R. .. Chromium plated rim

SUNDRY LAMPS

VEHICLE APPLICATION REFERENCE—continued

WARNING LIGHTS AND BULB HOLDERS

38018 WL3/1. 12v.; black cover; green window.
A.F.N. 'Le Mans' 1951-54.
Aston Martin 2 litre 1947-50.
Frazer Nash 'Mille Miglia', 'Targo Florio' and 'Sebring' Hard Top 1955.
Healey 'Sportsmobile' 1949; 'Tickford' Saloon 1951-54; 'Abbot' Drophead Coupé 1952-54.
Rover 10, 12, 14 and 16 1946-47; 'Landrover' 1952-60.

38029 WL3/1. 6v.; C.P. cover; red window.
A.C. Cars 'Petite' 1953-57; Invalid Carriage 1947-53.
Austin 8, 10 and 12 1946-47; 16 1946-48.
Barrett, W. & F. Invalid Carriage 1949-54.
Dellow Sports Mk. III 1952-54.
Dodge 61C, 100C, 101C, 120C and 122C 1947.
Lloyd '650' Roadster 1948-50.
Morgan 3-wheeler 1948-52.
Morris 8 1946-48; 5 cwt. Van 1946-53.
Standard 8 1946-48.

38041 DWL. 12v.; red and green windows.
Austin A40 1948-51.

38043 WL3/1. 12v.; black cover; amber window.
Rover 10, 12, 14 and 16 1947; '60' and '75' 1948-49; '90' 1954-59; '105' 1957-59; 'Landrover' 1948-60.

38044 WL10. Single bulb holder; less bulb; as 38047, but longer base.
Riley 1½ litre 1950-55; 2½ litre 1950-53.
Wolsley 'Four Forty-Four' 1953-56; 'Four Fifty' 1949-53; 'Fifteen Fifty' 1957-59.

38045 WL10. Double bulb holder; less bulbs.
Wolsley 'Six Eighty' 1949-54.

38046 WL3/1. 12v.; black cover; red window.
A.F.N. 'Le Mans' 1951-54.
Austin 25 cwt. Ambulance 1948-54; 2 and 5 ton Trucks 1949-50.
Commer 15/25 cwt. 1946-48; 25 cwt. Forward Control 1946-50; 25 cwt. 'Superpoise' Van 1949-50; 2 and 3 ton 1946-47; 3 and 4 ton Trucks, Pantehnicon, Tipper and 'Commando' (Petrol) 1947-49; 2/3, 3/4 and 4/5 ton 1949-51; 5 ton 1947; 8 ton Tractor Trailer 1950.
Frazer Nash 'Mille Miglia', 'Targo Florio' and 'Sebring' Hard Top 1955.
Healey 'Sportsmobile' 1949; 'Tickford' Saloon 1952-54; 'Abbot' Drophead Coupé 1952-54.
Jaguar XK-SS Open 2-seater (Export U.S.A. only) 1958.
Jensen 3½ litre 1946-47; 4 litre 'Interceptor' 1950-54.
Jowett 10 cwt. Van and 6 Light Utility 1951-52.
Karrier 'Bantam' 1946-50; 'Cob' 1947-48; 3 ton CK3 1946-52.
Lea Francis 14 1946-48.
Morris Commercial 25/30 cwt. (LC3) 1946-49; CV11/40 (Lorries) and CV9/40 1949-51.
Reliant 10 cwt. 3-wheeler Van (12 volt) 1951-56.
Rover 10, 12, 14 and 16 1946-47; '60' and '75' 1948-49; 'Landrover' 1948-50 and 1952-60.
Singer 'SM1500' 1949-54.
Standard 12 and 14 1946-48.

38047 WL10. Single bulb holder; less bulb; as 38044, but shorter base.
Singer 'SM1500' 1949-53.

38048 WL4. 12v.; body only; complete with bulb.
Austin A40 1948-53; A90 'Atlantic' 1949-52; A70 'Hampshire' 1948-50.
Jaguar 1½ litre Saloon 1947-48; 2½ litre Saloon 1946-48 and 1949-51; 3½ litre Mk. V 1949-58; Mk. VIII and Mk. IX 1957-60; XK120 1949-54; XK140 1955.
Riley 'Pathfinder' 1954-57.
Triumph 'Mayflower' 1950-53.

38049 WL3/1. 12v.; C.P. cover; red window.
A.C. Cars 'Petite' 1953-57; 'Ace' Sports 1955-60.
Allard All Models 1949-55.
Aston Martin 2 litre 1947-50; DB2 1951-54; DB2/4 1955-57; DB3/S Competition 2-seater 1956.
Austin Taxi and Hire Car 1948-58; LD1A and LD2A 1955; 25 cwt. Ambulance 1948-54; 2 and 3 ton 1946-48; Series III Models 1956-59; 101 Van 1958-60; 301 Range 1957-60.
Daimler DC27 Ambulance 1949-54.
Dodge 61C, 100C, 101C, 120C and 122C 1947-48; Petrol Models 1949-58.
Healey 16 Roadster 1948-49; 'Silverstone' 1950.
H.R.G. 9 and 12 1949-52.
Jaguar Mk. IX and 2.4 litre Mk. II 1960.
Jowett 'Jupiter' Sports 1951-54.
Lagonda 2½ litre 1949-52; 3 litre 1954-58.
Lea Francis 14 1949-54; 18 1950-54; 1½ and 2½ litre Sports 1949-54.

38049—continued
M.G. 1½ litre 1947-50; 'Midget' 1946-53.
Morgan All Models 1946-50.
Morris 'Cowley' Van and Pick-up Truck 1950-53; 'Oxford' and 'Six' Saloon 1948-54; Taxi and Hire Car 1947-51; Quarter Ton and Half Ton Vans and Trucks 1954-56; 10 cwt. Van 1946-50.
Morris Commercial 15/20 cwt. (PV) 1946-53; 25/35 cwt. 1946; LC Models 1950-60; 35/40, 45/55 and 60/70 cwt., 5 ton Forward Control, Tipper and ECV13/3 1946-48; CV Ambulance 1947-51; CV11/40 and CV9/40 1949-51; ECV13/5 and ECV10/3 1949; FV, FVS and FVS12/5 1949-54; NVS, NVS12/3 and NVS13/5 1951-54; PP Coach 1950-51; 10 cwt. 'J' and 'JB' Vans 1949-60; LD Models 1954-60; Series III Trucks 1956-59; Series III Coach 1957-59.
Rover '60' 1954-59; '80' and '100' 1960.
Singer 9 1950-51; 10 and 12 1946-49; 4AC and 4AD 1952-55; 'SM1500' (later) 1953-54; 'Hunter' and 'S' Model 1955-56.
Trojan 15/20 cwt. Van and Truck 1946-60; 25 cwt. Van, Truck and Bus 1955-60.
Wolsley 12, 14 and 18 1946-48; 25 1948.

38050 WL10. Triple bulb holder; less bulbs.
Rover '75' 1950.

38052 WL12. 12v.; C.P. cover; red window.
Allard All Models 1949-55.
Armstrong Siddeley 'Sapphire' 1953-54.
Austin 101 Van 1958-60; 301 Range 1957-60.
Bentley 4½ litre Mk. VII 1952-54.
Bristol '404' and '405' 1954-58.
Citroen 15 and 23 1949-54.
Commer 'Express' Delivery Van and Pick-up Truck 1953-54; 8 cwt. 1950-52.
Daimler 2½ litre Models (except 'Consort') 1951-53; DC27 Ambulance 1949-54.
Dellow Sports Mk. IIC and Lightweight Mk. V 1955-57.
Healey 'Silverstone' 1950.
Hillman 'Minx' 1951-53.
Humber 'Hawk', 'Imperial' and 'Pullman' 1951-54; 'Super Snipe' (Export U.S.A.) 1951-52.
Jowett 'Javelin' and 'Bradford' Van 1952-54.
Morgan 'Plus Four' 1951-52.
Morris Commercial LC Models 1953-60; FV, FVS and FVS12/5 Petrol Tanker, FVO, FVSO and FVSO12/5 1945-55; NVS, NVS12/3 and NVS11/5 1951-55; 10 cwt. 'J' and 'JB' Vans 1949-60; LD Vans 1954-60.
Rover '60', '75', '80', '90' and '100' 1954-60; 'Landrover' 1949-51.
Standard 'Vanguard' 1949-53.
Sunbeam 'Alpine' 1953-54.
Sunbeam-Talbot '80' and '90' 1950-54.
Triumph 'Mayflower' and 'Renown' 1950-54.

38053 WL12. 12v.; C.P. cover; green window.
Allard K3 1954.
Bristol '404' and '405' 1954.
Commer 'Express' Delivery Van and Pick-up Truck 1953-54.
Hillman 'Minx' 1951-54.
Rover '60', '75', '80', '90', '100' and '105' 1955-60.
Sunbeam 'Alpine' 1953-54.
Sunbeam-Talbot '90' 1954.

38054 WL3/1. 12v.; C.P. cover; green window.
A.C. Cars Invalid Carriage 1953.
Allard 'J', 'J2', 'J2X', 'K3', 'P2', '21C' and '21Z' 1951-55.
Aston Martin DB2 and DB2/4 1951-54.
Austin Taxi and Hire Car 1956-58.
Daimler DC27 Ambulance 1949-54.
Healey 16 Roadster (Export U.S.A.) 1949; 'Silverstone' 1950.
Jaguar XK-SS Open 2-seater (Export U.S.A. only) 1958.
Jowett 'Jupiter' Sports 1951-54.
Lagonda 2½ litre 1949-52; 3 litre 1954-58.
Lea Francis 14 1949-54; 18 4 and 6 Light Saloon 1951-54; 1½ and 2½ litre Sports 1949-54.
M.G. 'Midget' 1950-52.
Rover '60', '75', '80', '90', '100' and '105' 1952-60.
Singer 'Hunter' 1955.
Sunbeam-Talbot 10 1946-47.

38058 WL12. 12v.; C.P. cover; red window.
Rover 'Landrover' 1951-53.
Singer 4AC and 4AD 1952-55.

38059 WL11. 12v.; black cover; red window.
Alvis All Models 1951-54.
Bristol 'X404' (Arnolt body) 1954.
Commer 1½/1½ ton Forward Control 1956-60; 5 ton 'Superpoise' 1952-54.
Dellow Sports 1955-57.
Karrier Passenger Chassis 1957-60.
Morgan 'Plus Four' 1951-57.

38059—continued
Paramount Roadster and Coupé 1954.
Peerless 'Gran Turismo' 1959.
Rover '75' 1951; 'Landrover' 1951-54.
Smiths Delivery Vehicles 2 ton Diesel (CP80) 1953-55.
Standard 'Vanguard' 1960.
Swallow 'Doretta' 1954-55.
Triumph TR2 and TR3 1954-60.

38066 WL3/1. 12v.; black cover; red window.
Jowett 10 cwt. 'Bradford' Van 1946-50.
Reliant 750 c.c. 4 cylinder 3-wheeler 1946-54; 6 cwt. Van and Truck (6 volt) 1954-55.

38067 WL11. 12v.; C.P. cover; green window.
Austin-Healey '100' and '100M' 1956; '3000' 1959-60; 'Metropolitan' 1957-60.
Bristol 'X404' (Arnolt body) 1954.
Dellow Sports 1955-57.
Nash 'Metropolitan' 1954-60.
Paramount Roadster and Coupé 1954.

38068 WL11. 12v.; C.P. cover; amber window.
Paramount Roadster and Coupé 1954.
Peerless 'Gran Turismo' 1959.
Rover '75', '90' and '105' 1951.
Swallow 'Doretta' 1954-55.
Triumph TR2 and TR3 1954-60.

38071 WL11. 12v.; black cover; amber window.
Bristol 'X404' (Arnolt body) 1954.

38073 WL12. 6v.; C.P. cover; red window.
Reliant 'Regal' Car and 5 cwt. Van (later) 1953-58.

38094 WL11. 6v.; C.P. cover; red window.
Citroen 2CV Van 1954-60.
Reliant 'Regal' Car (6 volt) 1953-58.

38095 WL11. 6v.; C.P. cover; green window.
Reliant 'Regal' Car and 5 cwt. Van 1953-58.

38100 WL13. 12v.; red window.
Alvis 3 litre TD21 1958-59.
Bond 'Minicar' 1958-60.
Daimler 'One-O-Four' 1956; 'Majestic' 1959-60.
Dodge Petrol Models (SFC) 1957.
Isetta (Great Britain) '300' 1957.
Jensen '541' and '541R' 1954-60.
M.G. 'Midget' 1954-55.
Morrison Electricians 25 cwt. B1/LH 1955-56.

38101 WL13. 12v.; blue window.
Jensen '541' and '541R' 1954-60.
M.G. 'Midget' 1954-55.

38102 WL13. 12v.; green window.
Isetta (Great Britain) '300' 1957-60.
Jensen '541' and '541R' (later) 1954-60.
Lotus 'Elite' 1959.
M.G. 'Midget' 1954-55; MGA 1956-60.
Standard 'Atlas' (later) 1960.

38103 WL12. 12v.; black cover; blue window.
Bristol '404' 1954; '405' 1955-58.

38104 WL12. 12v.; black cover; amber window.
Bristol '404' 1954; '405' 1955-58.

38111 WL11. 12v.; black cover; blue window.
Bristol 'X404' (Arnolt body) 1954.


38112 WL13. 12v.; C.P. cover; amber window.
Aston Martin DB Mk. III Saloon 1958-59; DB4 and DB4GT 1959-60.
Beardmore Taxi Mk. VII 1955.

38118 WL13. 12v.; C.P. cover; red window.
Beardmore Taxi Mk. VII 1955.
Commer 'Express' Delivery Van and Truck 1955-60; 'Cob' 1959-60.
Hillman 'Minx' 1955-56; 'Husky' 1960.
Humber 'Hawk' and 'Super Snipe' 1955-57.
Sunbeam Saloon Mk. III 1955-57.

38119 WL13. 12v.; C.P. cover; green window.
Beardmore Taxi Mk. VII 1955-58.
Commer 'Express' Delivery Van and Truck 1955-60.
Hillman 'Minx' 1955-56.
Humber 'Hawk' 1955-57; 'Super Snipe' 1955.
Sunbeam Saloon Mk. III 1955-57.

38124 WL13. 12v.; C.P. cover; green window.
Daimler 'Majestic' 1959-60.
Humber 'Super Snipe' 1957.

38125 WL13. 12v.; green window.
Morrison Electricians 25 cwt. B1/LH 1955-56.
Rover 'Landrover' (G.P.O.) 1955-56.



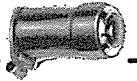
SUNDRY LAMPS

VEHICLE APPLICATION REFERENCE—continued

WARNING LIGHTS AND BULB HOLDERS—continued

- 38132 WL13. 12v.; C.P. cover; green window.
Austin 152 Range 1957-60.
Morris Commercial 'J2' Van 1957-60.
- 38133 WL3. 12v.; C.P. cover; amber window with mask.
Allard 'K3' 1954-55; 'P2' 1955; '21C' and '21Z' 1953-55.
Aston Martin DB2 1951-53.
Austin A135 'Princess' and Limousine 1948-51.
Healey 16 Roadster 1948.
Jowett 'Jupiter' Sports 1951-54.
Lagonda 2½ litre 1949-52.
Rover '75', '80', '90', '100' and '105' 1952-60.
Singer 'Hunter' S Model 1956.
Wolseley 18 and 25 1946-48.
- 38135 WL13. 12v.; C.P. cover; red window.
Austin-Healey 'Sprite' 1958-60.
- 38138 WL13. 12v.; C.P. cover; red window.
Sunbeam Saloon Mk. III 1956-57.
- 38140 WL14. 12v.; C.P. cover; red window.
Humber 'Hawk' 1958-60; 'Super Snipe' 1959-60.
Sunbeam 'Rapier' 1956-59.
- 38141 WL14. 12v.; C.P. cover; red window.
Humber 'Hawk' 1958-60; 'Super Snipe' 1959-60.
Sunbeam 'Rapier' 1956-59.
- 38142 WL14. 12v.; C.P. cover; green window.
Humber 'Hawk' 1958-60; 'Super Snipe' 1959-60.
Sunbeam 'Rapier' 1956-59.
- 38143 WL13. 12v.; amber window; insulated return.
Daimler 'One-O-Four' Ladies' Model 1956.
Lanchester 'Sprite' 1955-56.
- 38144 WL13. 12v.; green window; insulated return.
Bond 'Minicar' 1958.
Daimler 'One-O-Four' 1956; 'Majestic' 1959-60.
Lanchester 'Sprite' 1955-56.
- 38145 WL13. 12v.; C.P. cover; red window.
Isotta (Great Britain) '300' 1957-60.
Morgan 'Plus Four' and 'Four Four' Series II (Ford engine) 1956-60.
Simca-Aronde 'Chatelaine' 1959.
- 38147 WL13. 12v.; C.P. cover; red window; insulated return.
Jaguar 2.4 litre 1956-60.
- 38148 WL14. 12v.; C.P. cover; amber window.
Humber 'Hawk' 1958-60; 'Super Snipe' 1959-60.
- 38150 WL13. 12v.; C.P. cover; red window.
Morgan 'Plus Four' 1958-60; 'Four Four' Series II (Ford engine) 1956-60.
- 38151 WL13. 12v.; C.P. cover; green window.
Humber 'Hawk' De Luxe 1957.
- 38152 WL13. 12v.; C.P. cover; red window.
Humber 'Hawk' De Luxe 1957.
- 38156 WL13. 12v.; C.P. cover; red window.
Alvis 3 litre TD21 (later) 1959-60.
Singer 'Gazelle' 1957-59.
- 38157 WL13. 12v.; C.P. cover; green window; insulated return.
Singer 'Gazelle' 1957-59.
- 38158 WL13. 12v.; C.P. cover; light red window; insulated return.
Citroen 'Safari' 1960; DS19 and ID19 1960.
Dodge Petrol Models (Normal Control) 1957-60; Petrol Models (Forward Control) 1958-60.
- 38162 WL13. 12v.; blue window.
Jensen '541' and '541R' 1957-60.
- 38172 WL14. 12v.; C.P. cover; red window.
Rover 3 litre 1959-60.
- 38173 WL14. 12v.; C.P. cover; green window.
Rover 3 litre 1959-60.
- 38174 WL14. 12v.; C.P. cover; amber window.
Rover 3 litre 1959-60.
- 38175 WL14. 12v.; C.P. cover; green window.
Rover 3 litre 1959-60.
- 38176 WL14. 12v.; C.P. cover; red window.
Rover 3 litre 1959-60.
- 38177 WL13. 12v.; C.P. cover; green window.
Austin-Healey 'Sprite' 1958-60.
- 38179 WL13. 12v.; amber window.
Standard 'Atlas' 1959-60.
- 38185 WL13. 12v.; C.P. cover; green window; insulated return.
Citroen 'Safari', DS19 and ID19 1960.
- 38189 WL15. C.P. cover; red window; less bulb and bulb holder.
Frisky Saloon and Coupé 1958-59.
Hillman 'Minx' De Luxe 1959-60.
Peerless 'Gran Turismo' 1960.
Reliant 'Regal' Car (12 volt) and 5 cwt. Van 1959-60; 'Regent Four' Van (Export only) 1959-60.
Singer 'Gazelle' Series IIIA 1959-60.
Sunbeam 'Rapier' Series III 1959-60.
- 38190 WL15. C.P. cover; dark red window; less bulb and bulb holder.
Bond 'Minicar' 1959-60.
Commer ½ ton Forward Control and Passenger 1960.
Frisky Saloon and Coupé 1958-59.
Hillman 'Minx' De Luxe 1959-60.
Layton Sports Cars 'Jomar' (T.V.R.) 1959-60.
Reliant 'Regal' Car (12 volt) and 5 cwt. Van 1959-60; 'Regent Four' Van (Export only) 1959-60.
Singer 'Gazelle' Series IIIA 1959-60.
Sunbeam 'Rapier' Series III 1959.
- 38191 WL15. C.P. cover; green window; less bulb and bulb holder.
Bond 'Minicar' 1959-60.
Frisky Saloon and Coupé 1958-59.
Hillman 'Minx' De Luxe Series IIIA 1959-60.
Karrier 'Gamecock' 1959-60.
Reliant 'Regal' Car (12 volt), 5 cwt. Van and 'Regent Four' Van (Export only) 1959-60.
Singer 'Gazelle' Series IIIA 1959-60.
Sunbeam 'Rapier' Series III 1959-60.
- 38192 WL15. C.P. cover; amber window; less bulb and bulb holder.
Fairthorpe 'Electron' and 'Electron Minor' 1959-60.
Frisky Saloon and Coupé 1958-59.
Hillman 'Minx' De Luxe 1959-60.
Layton Sports Cars 'Jomar' (T.V.R.) 1959-60.
Peerless 'Gran Turismo' 1960.
Reliant 'Regal' Car (12 volt) and 5 cwt. Van 1959-60.
Singer 'Gazelle' Series IIIA 1959-60.
Sunbeam 'Alpine' Series III 1959-60.
- 38204 WL13. C.P. cover; violet window; less bulb and bulb holder.
Austin B.M.C. 3 litre 'Princess' 1960.
Wolseley 'Six Ninety-Nine' 1959-60.
- 38209 WL13. 12v.; C.P. cover; amber window; insulated return.
Citroen 'Safari' 1959.
- 38210 WL13. 12v.; C.P. cover; blue window; insulated return.
Citroen 'Safari' 1959.
- 39007 PL31. Bulb holder; less bulb.
Alvis 3 litre TD21 Saloon and Coupé 1959-60.
Austin-Healey '100 Six' and '3000' 1957-60; Healey 'Sprite' 1958-60; LD Models 1958-59; LCFO and 301FC 1958-59; Series III and Series IVFF Forward Control 1958-60; 301 Range 1957-60.
Bristol '404', 'X404' and '405' 1954-58.
Commer 'Express' Delivery Van and Truck 1955-57.
Frazer Nash 'Mille Miglia', 'Targo Florio' and 'Sebring' Hard Top 1955.
Hillman 'Minx' 1954-57.
M.G. 'Midget' 1951-55.
Morgan 'Plus Four' 1946-60.
Morris 'Cowley' Saloon 1956; 5 cwt. Van 1950-53; Quarter Ton Van and Truck 1954-57.
- 39007—continued
Morris Commercial 30 cwt. LC Models 1953-60; FV, FVS and FVS12/5 Petrol Tanker 1951-52; FVO, FVSO and FVSO12/5 1949-55; NV, NV12/3, NVO, NVO12/3, NVO11/5, NVS, NVS12/3 and NVS11/5 1951-55; PP Coach 1950-51; 10 cwt. 'J' and 'JB' Vans 1949-60; LD Models 1954-60; LCFO 1958-59; 3 ton 3KNC (G.P.O.) 1956-59; Series III 1956-60; 7 ton Truck, Coach and Tanker (Diesel) 1958. Peerless 'Gran Turismo' 1960.
Riley 'Two-Point-Six' 1958-59.
Rover '60', '75', '90' and '105' 1958-59.
Smiths Delivery Vehicles 2 ton (Diesel) 1953-55. Standard 12 and 14 1946-48.
Triumph TR2 and TR3 1955-60.
Wolseley 'Six Ninety' 1955-59.
- 39010 PL34. Bulb holder only; less bulb.
Austin A135 'Princess' 1948-55; Ambulance and Hearse 1951-55; LD Models 1958-59; Series IIIFC 1958-60; Series IVFF 1958-60; 301 Range 1957-60.
Morris 5 cwt. Van 1950-53.
Morris Commercial LC Models 1953-60; FVS12/5 1955; NV, NV12/3, NVO, NVO12/3, NVO11/5, NVS, NVS12/3 and NVS11/5 1951-55; 3 ton 3KNC (G.P.O.) 1956-59; Series III Trucks, Coach and Tanker 1956-60.
Rover All Models (except 'Landrover') 1948-50.
- 39015 PL39. Bulb holder only; less bulb.
Jaguar 2½ and 3½ litre 1949-51.
Morris 'Oxford' 1950-56; Quarter Ton Van (G.P.O.) 1954.
Morris Commercial 1/1½ ton LD Models 1954-60; LCFO 1958-59.
Riley 1½ and 2½ litre 1946-55.
Singer 9 Roadster 1950-51; 'SM1500' 1949-54.
Standard 'Vanguard' 1948-55.
Wolseley 'Four Forty-Four' 1955-56; 'Fifteen Fifty' 1957-59.
- 39020 PL43. Bulb holder only; less bulb.
Austin A40 1951-54; A70 1951-55; A135 'Princess' 1956-60; Ambulance and Hearse 1951-60; Healey '100', '100 Six' and '100M' 1955-59; 4 x 4 Cargo Truck 1954-55; 2/5 ton Trucks Series II 1951-55; Series III Trucks 1959-60; Petrol Tanker Series III Normal Control 1959-60; 10 cwt. 101 Van 1958-60; Coach Series III Forward Control 1959-60; (alternative).
Morris Commercial 'JB' Van 1958-60; 3 ton 3KNC (G.P.O.) 1956-59.
Reliant 'Regal' Car (12 volt), 5 cwt. Van and 'Regent Four' Van (Export only) 1959-60.
Standard 'Vanguard' Estate Car, Van and Truck 1955-57.
304994. Bulb holder only; less bulb.
Austin A40 1951-53; A70 1948-55; A90 'Atlantic' 1949-52; A135 'Princess' and Limousine 1955-60; Ambulance and Hearse 1951-60; 'Champ' (Civilian) 1954-56; 3 and 5 ton Series III 1959-60; 2/5 ton Petrol Tanker 1955; Coach Series III Normal Control 1959-60.
Jensen '541' and '541R' 1954; 4 litre 'Interceptor' 1955.
Meynell All Models 1952.
Morris Commercial 3 ton 3KNC (G.P.O.) 1956-59.
Paramount Roadster and Coupé 1951-53.
Standard 'Vanguard' 1948-57.
- 318507 WL4. Body only.
Alvis 14 1946-49.
Sunbeam-Talbot 10 1946.
- 318604 WL4. 12v.; body with bulb.
Alvis 14 1950.
Armstrong Siddeley All Models 1946-54.
Austin A135 'Princess' and Limousine 1948-55; Ambulance and Hearse 1951-55.
Bristol 2 litre '400', '401' and '403' 1947-54.
Daimler 27 and 36 1946-53; 2½ litre (except 'Consort') 1946-48.
Healey 16 1948-49; 'Tickford' Saloon 1951.
Humber 'Super Snipe' 1955.
Invicta 3 litre 'Black Prince' 1948-49.
Jaguar 1½ litre Saloon 1946.
Jowett 'Javelin' 1948-51.
M.G. 1½ litre 1947-53.
Singer 9 Roadster 1946-49.
Sunbeam 'Alpine' 1953-55.
Sunbeam-Talbot 2 litre 1946-47; '80' and '90' 1948-54.
Triumph '1800' and '2000' 1947-49.
Wolseley 10 1946-48.
- 318874 WL4. Body only.
Austin A70 1951-55.

SUNDRY LAMPS



VEHICLE APPLICATION REFERENCE—continued

WARNING LIGHTS AND BULB HOLDERS—continued

554734 WL13. Bulb holder only; less bulb.

Aston Martin DB4 and DB4GT 1959-60.
Austin 'Seven' (850) 1959-60; A40, A50 and A55 1955-60; A99 1959-60; A105 (BS7) 1957; 'Princess', Limousine, Ambulance and Hearse 1956-60; Healey '100', '100M', '100 Six' and '3000' 1956-60; Healey 'Sprite' 1958-60; 'Metropolitan' 1957-60; LD1A and LD2A 1955-57; Series III Trucks 1958-60; Series IVFF 1959-60; 152 Range 1958-60; Coach Series III 1959-60; 10 cwt. 'Gipsy' 1959-60.
Jaguar XK140 1956-57.
Lanchester 'Sprite' 1955-56.
M.G. MGA1600 and 'Magnette' 1959-60.
Morris 'Minor 1000' 1957-60; 'Mini-minor' (850), Quarter Ton Van and 'Oxford' 1959-60.
Morris Commercial 'J2' 1958-60; 7 ton Truck, Coach and Tanker 1958; Series IVFF and IVFG Trucks 1960.
Peerless 'Gran Turismo' 1960.
Riley 'One-Point-Five' and 'Four Sixty-Eight' 1959-60.
Rover '80' and '100' 1960.
Standard All Models 1960.

554734—continued

Triumph TR3 and 'Herald' 1958-60.
Wolseley 'Six Ninety-Nine', 'Fifteen Sixty' and 'Fifteen Hundred' 1959-60.

861845. Bulb holder only.

M.G. 'Magnette' 1959-60.
Nash 'Metropolitan' 1954-60.

863511 WL13. Bulb holder only; with cables for insulated return.

Aston Martin DB4 and DB4GT 1959-60.
Austin 'Seven' (850) 1959-60; A40, A55 and A99 1959-60; 'Princess' 1957-59; Healey '100 Six' and '3000' 1957-60; 'Sprite' 1958-60; 'Metropolitan' 1957-60; Trucks Series III 1958-60; Series IVFF 1959-60; Series IVFG Trucks 1960; 152 Range 1959-60; Coach Series III Forward Control 1959-60; 10 cwt. 'Gipsy' 1959-60.
Citroen 'Safari', DS19 and ID19 1960.
M.G. All Models 1959-60.
Morris 'Minor 1000', 'Oxford', Quarter Ton Van and Truck and 'J2' 1959-60.
Morris Commercial Tanker Series III 1958; Series IVFG and IVFF Trucks 1960.

863511—continued

Nash 'Metropolitan' 1958-59.
Riley 'Two-Point-Six' 1958-59; 'Four Sixty-Eight' 1959-60.
Standard 'Vanguard', 'Ensign' and 'Atlas' 1960.
Triumph 'Herald' 1959-60.
Wolseley 'Six Ninety-Nine' and 'Fifteen Sixty' 1959-60.

54360248 3WL. Bulb holder; 12v. Austin Taxi and Hire Car 1960.

54360500 WL15. C.P. cover; dark red window; less bulb and bulb holder.
Hillman 'Minx' De Luxe 1960.
Sunbeam 'Rapier' 1960.

54944812. Bulb holder only.
Standard 'Vanguard' and 'Ensign' 1960.
Sunbeam 'Rapier' 1959-60.
Triumph 'Herald' 1959-60.

54945043 WL15. Bulb holder only with leads.
Hillman 'Minx' De Luxe 1959-60.
Rover 3 litre 1959-60.

PLUGS AND SOCKETS

38604. Two sockets mounted on special base; complete with two-pin plug 304919.

A.C. Cars 'Ace' and 'Aceca' 1958-60.
Allard 'K', 'L', 'M' and 'P' Models 1949-51; 'P2' Model 1954-55.
Aston Martin DB4 and DB4GT 1959-60.
Daimler All Models (except 'Consort', DC27 Ambulance and SP250) 1946-60.
Hillman 'Minx' (G.P.O. Estate Car) 1954-56.
Jaguar 3½ litre Mk. V, Mk. VIII and Mk. IX 1946-60.
Lanchester 14 1952-53; 'Sprite' 1956.

38605. Two sockets mounted on special base; supplied less plug, but suitable for use with plug 545025.

Austin Cargo Truck 1954-55.

39507. Two individual sockets; bright dip finish.

Hillman 'Minx' (G.P.O. Estate Car) 1957.
Karrier 'Cob' 1946-52.
M.G. 'Midget' 1951-53.
Morgan 3-wheeler 1948-52; 'Plus Four' 1946-60; 'Four Four' (Standard engine) 1950; 'Four Four' Series II (Ford engine) 1956-60.
Morris 'Oxford' Taxi and Hire Car 1947-51.
Morris Commercial 35/40, 45/55 and 60/70 cwt., 5 ton Forward Control Tipper and ECV13/3 1946-48; CV Ambulance 1946-51; ECV13/5 (Petrol) and ECV013/5 (Diesel) 1949; FV and FVO 1949-50; Petrol Tanker FVO 1951-52; PP Coach 1950-51; 10 cwt. 'J' Van 1949-55.
Reliant 750 c.c. 3-wheeler 1951-54.

39513. Two holders, each containing one plug and one socket.

Daimler 2½ litre 'Consort' 1950-53.

301187. Similar to 39507, but shorter sockets.

A.C. Cars 'Ace' and 'Aceca' (AC engine) 1955-57.
Aston Martin DB2 1951-54.
Commer 5 and 7 ton 1949-50; 5 and 7 ton Forward Control 1950-60; 10/12 ton Tractor (Rootes TS3 Diesel engine) 1957-60; 6½ and 7 ton 1949-50; 'Avenger' Coach (Petrol, 12 volt) 1949-60; 'Avenger' Coach (Rootes TS3 Diesel engine, 24 volt) 1957-60; Fire Tender or Pump Chassis 1955-57.
Morris Commercial 15/20 cwt. (PV) 1946-53.
Rover 'Landrover' 1948-60.
Singer 'Hunter' and 'Hunter S' 1955-56.
Lagonda 3 litre 1954-58.
Lanchester, 10 1946-51.




LUCAS

TRAFFICATORS

SECTION
M

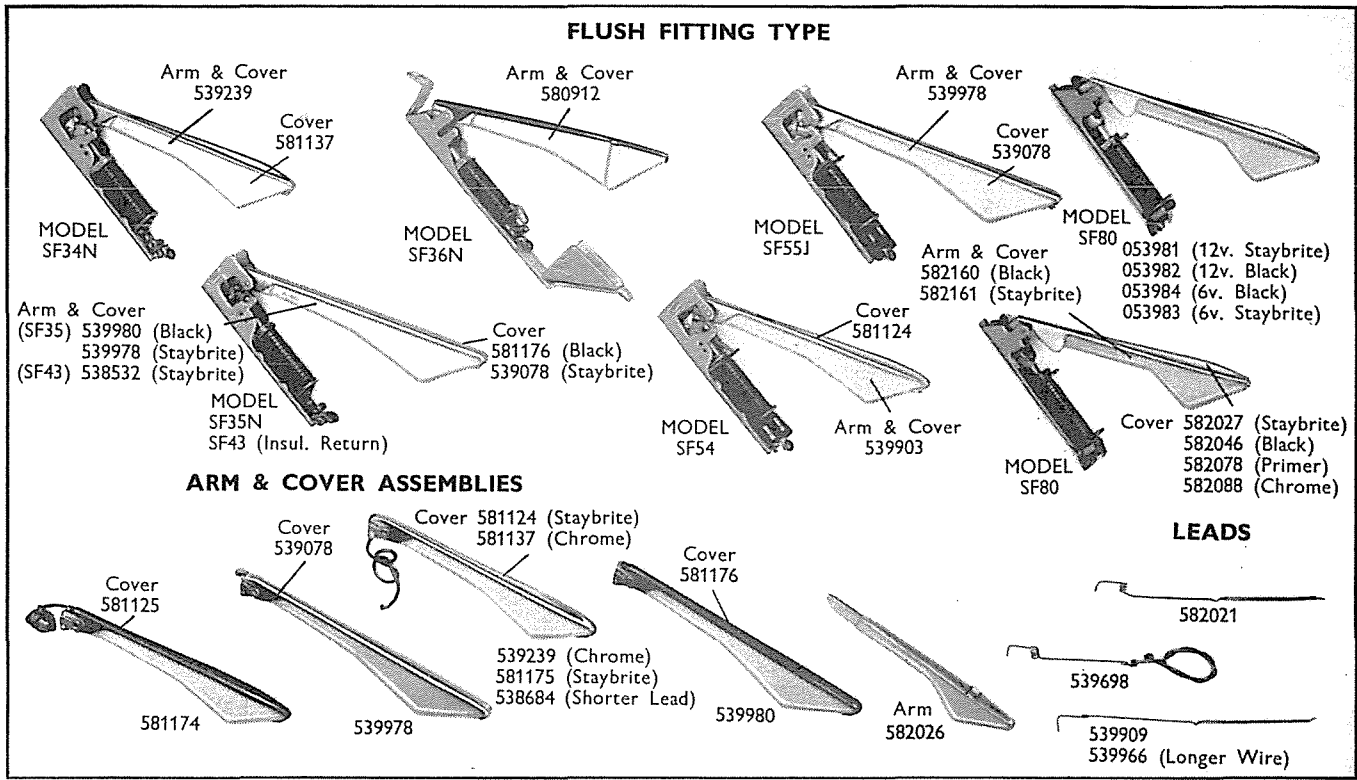
MODEL INTERPRETATION

- SF34 Flush fitting type; arm extends $7\frac{1}{4}$ " from pivot pin.
- SF35 Flush fitting type; arm extends $8\frac{1}{4}$ " from pivot pin.
- SF36 Flush fitting type; narrow, shaped arm extends $7\frac{1}{4}$ " from pivot pin.
- SF40 Flush fitting type; arm extends $7\frac{1}{4}$ " from pivot pin; similar to SF34 but shallow body.
- SF43 Similar to SF35 but insulated return.
- SF54 Similar to SF34 but arranged to suit special warning light circuit.
- SF55 Similar to SF35 but arranged to suit special warning light circuit.
- SF80 Flush fitting type; arm extends $7\frac{1}{4}$ " from pivot pin; separate detachable arm moulding.
- SE62 Exterior fitting type; diecast case incorporating SF35 trafficator movement.
- SE100 Exterior fitting type; streamlined, pressed steel case incorporating SF80 trafficator movement.



TRAFFICATORS

DETAILED SPARE PARTS



FLUSH FITTING MODELS

Part No.	54002D	54003E	†54009B	†54010D	†54011B	†54012D	†54013B
Model	SF36N	SF34N	SF40N	SF40N	SF40N	SF40N	SF40N
Finish	Black	Chromium	Black	Staybrite	Black	Staybrite	Black
Voltage	6	12	12	12	6	6	12
Replaced by (see footnote)	—	—	(54045)	(54044)	(54038)	(54037)	(54045)
§Arm and cover assembly	580912	539239	581174	581175	581174	581175	581174
§ Cover, arm	—	581137	581125	581124	581125	581124	581125
§ Screw	118236	117861	117861	117861	117861	117861	117861
§ Lead	539698	539698	539698	539698	539698	539698	539698
§Bulb	255	256	256	256	255	255	256
§Sleeve, terminal	188818	188818	188818	188818	188818	188818	188818
§ Stop, rubber	531674	531674	531674	531674	531674	531674	531674

Part No.	†54014D	†54015B	†54017B	†54018D	54021B	54022D	†54023D
Model	SF40N	SF34N	SF34N	SF34N	SF35N	SF35N	SF40N
Finish	Staybrite	Black	Black	Staybrite	Black	Staybrite	Staybrite
Voltage	12	6	12	12	12	12	12
Replaced by (see footnote)	(54044)	(053984)	(053982)	(053981)	—	—	(54044)
§Arm and cover assembly	581175	581174	581174	581175	539980	539978	581175
§ Cover, arm	581124	581125	581125	581124	581176	539078	581124
§ Screw	117861	117861	117861	117861	117861	117861	117861
§ Lead	539698	539698	539698	539698	539698	539698	539698
§Bulb	256	255	256	256	256	256	256
§Sleeve, terminal	188818	188818	188818	188818	188818	188818	188818
§ Stop, rubber	531674	531674	531674	531674	531674	531674	531674

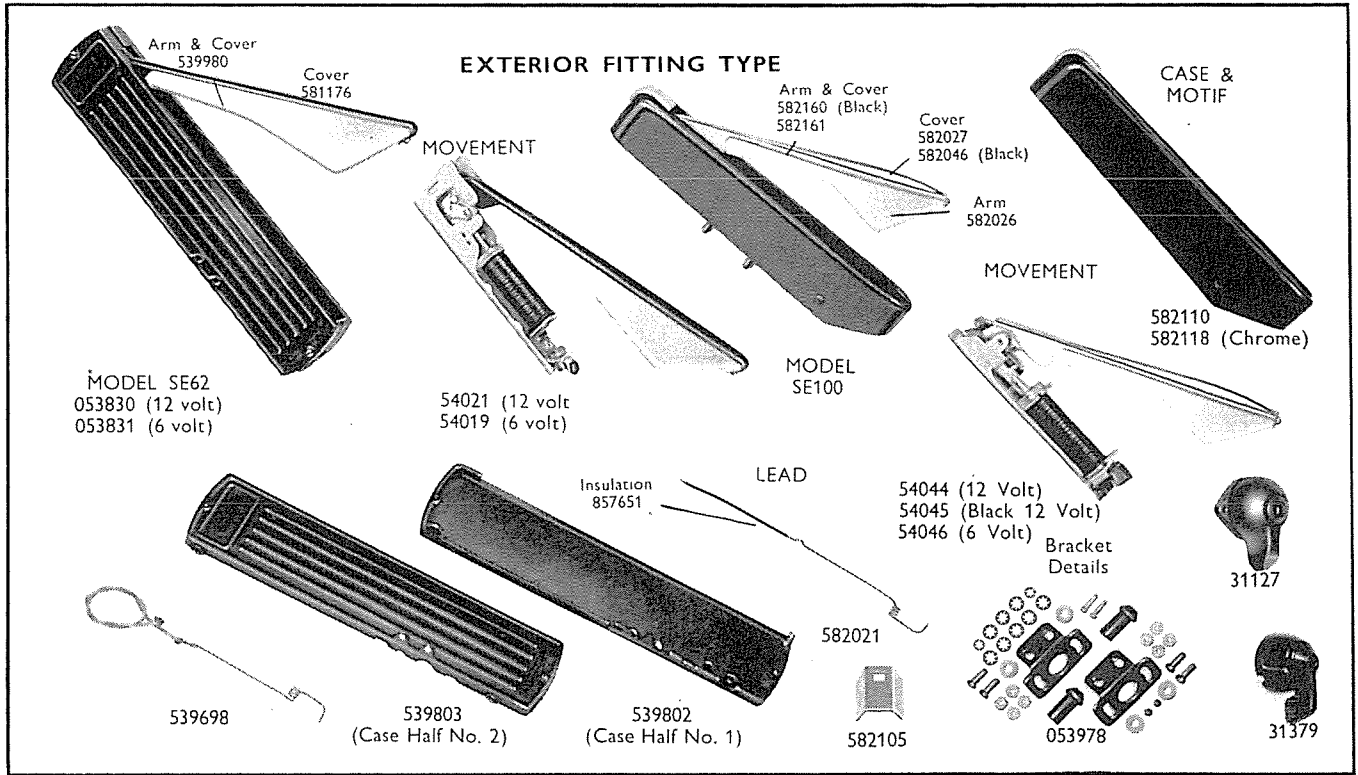
Note. For replacement trafficator spare parts, see appropriate column under part number
 § Recommended spares for stock

† When ordering, quote part number shown in brackets

continued

TRAFFICATORS

DETAILED SPARE PARTS



FLUSH FITTING MODELS

Part No.	54028D	54034A	†54035A	†54036A	54037A	54038A	†54039A
Model	SF43N	SF54B	SF40N	SF40N	SF40N	SF40N	SF34N
Finish	Staybrite	Staybrite	Staybrite	Black	Staybrite	Black	Staybrite
Voltage	12	12	12	12	6	6	12
Replaced by (see footnote)	—	—	(54044)	(54045)	—	—	(053981)
§Arm and cover assembly	538532	539903	581175	581174	581175	581174	581175
§ Cover, arm	538528	581124	581124	581125	581124	581125	581124
§ Screw	117861	117861	117861	117861	117861	117861	117861
§ Lead	539966	539966	539698	539698	539698	539698	539698
§Bulb	256	256	256	256	255	255	256
§Sleeve, terminal	188818	188818	188818	188818	188818	188818	188818
§Stop, rubber	531674	531674	531674	531674	531674	531674	531674

Part No.	†54040A	†54041A	†54042A	†54043A	54044D	54045D	54046D
Model	SF34N	SF40N	SF34N	SF34N	SF80	SF80	SF80
Finish	Black	Staybrite	Staybrite	Black	Staybrite	Black	Staybrite
Voltage	12	12	6	6	12	12	6
Replaced by (see footnote)	(053982)	(54044)	(053983)	(053984)	—	—	—
§Arm and cover assembly	581174	581175	581175	581174	582161	582160	582161
§ Arm, moulded	—	—	—	—	582026	582026	582026
§ Screw, arm fixing	—	—	—	—	100521	100521	100521
§ Cover, arm	581125	581124	581124	581125	582027	582046	582027
§ Screw, cover fixing	117861	117861	117861	117861	100521	100521	100521
§ Lead	539698	539698	539698	539698	582021	582021	582021
§Bulb	256	256	255	255	256	256	255
§Sleeve, terminal	188818	188818	188818	188818	188818	188818	188818
§Stop, rubber	531674	531674	531674	531674	582090	582090	582090
§Insulation, bulb lead	—	—	—	—	857651	857651	857651
§Springs, plunger tension	—	—	—	—	582012	582012	582012
§Springs, locking	—	—	—	—	582023	582023	582023

Note. For replacement trafficator spare parts, see appropriate column under part number
§ Recommended spares for stock

† When ordering, quote part number shown in brackets

continued



TRAFFICATORS

DETAILED SPARE PARTS

FLUSH FITTING MODELS

Part No.	54047D	†54048A	†54049D	54054D	053972	053981	053982
Model	SF80	SF34N	SF80	SF80	SF34N	SF80	SF80
Finish	Black	Primer	Primer	Chromium	Chromium	Staybrite	Black
Voltage	6	12	12	12	12	12	12
Replaced by (see footnote)	—	(053982)	(54045)	—	—	—	—
§Arm and cover assembly	582160	581174	582160	582161	539239	582161	582160
§ Arm, moulded	582026	—	582026	582026	—	582026	582026
§ Cover, arm	582046	581125	582046	582088	581137	582027	582046
§ Screw, arm fixing	100521	—	100521	100521	—	100521	100521
§ Screw, cover fixing	100521	117861	100521	100521	117861	100521	100521
§ Lead	582021	539698	582021	582021	539698	582021	582021
§Bulb	255	256	256	256	256	256	256
§Sleeve, terminal	188818	188818	188818	188818	188818	188818	188818
§ Stop, rubber	582090	531674	582090	582090	531674	582090	582090
§Insulation, bulb lead	857651	—	857651	857651	—	857651	857651
§ Springs, plunger tension	582012	—	582012	582012	—	582012	582012
§ Springs, locking	582023	—	582023	582023	—	582023	582023
§ Bracket, adaptor	—	—	—	—	—	582087	582087

Part No.	053983	053984	†539322	†539663	†539664	†539665	†539669
Model	SF80	SF80	SF40F	SF40J	SF40L	SF40J	SF40J
Finish	Staybrite	Black	Black	Staybrite	Black	Black	Staybrite
Voltage	6	6	6	12	6	12	12
Replaced by (see footnote)	—	—	(54046)	(54035)	(54038)	(54045)	(54044)
§Arm and cover assembly	582161	582160	581174	581175	581174	581174	581175
§ Arm, moulded	582026	582026	—	—	—	—	—
§ Cover, arm	582027	582046	581125	581124	581125	581125	581124
§ Screw	100521	100521	117861	117861	117861	117861	117861
§ Lead	582021	582021	539698	539698	539698	539698	539698
§Bulb	255	255	255	256	255	256	256
§Sleeve, terminal	188818	188818	188818	188818	188818	188818	188818
§ Stop, rubber	582090	582090	531674	531674	531674	531674	531674
§Insulation, bulb lead	857651	857651	—	—	—	—	—
§ Springs, plunger tension	582012	582012	—	—	—	—	—
§ Springs, locking	582023	582023	—	—	—	—	—
§ Bracket, adaptor	582087	582087	—	—	—	—	—

Part No.	†539670	†539671	†539694	†539730	†539731	†539732
Model	SF40J	SF40J	SF40J	SF34J	SF34J	SF34J
Finish	Black	Black	Staybrite	Staybrite	Staybrite	Black
Voltage	6	12	12	6	12	6
Replaced by (see footnote)	(54038)	(54045)	(54044)	(053983)	(053981)	(053984)
§Arm and cover assembly	581174	581174	581175	581175	581175	581174
§ Cover, arm	581125	581125	581124	581124	581124	581125
§ Screw	117861	117861	117861	117861	117861	117861
§ Lead	539698	539698	539698	539698	539698	539698
§Bulb	255	256	256	255	256	255
§Sleeve, terminal	188818	188818	188818	188818	188818	188818
§ Stop, rubber	531674	531674	531674	531674	531674	531674

Part No.	†539733	†539735	†539911	539941	†539971	†539973
Model	SF34J	SF34J	SF54J	SF55J	SF35J	SF35J
Finish	Black	Dull Nickel	Staybrite	Staybrite	Staybrite	Black
Voltage	12	12	12	12	12	12
Replaced by (see footnote)	(053982)	(053981)	(54034)	—	(54022)	(54021)
§Arm and cover assembly	581174	581174	538684	539978	539978	539980
§ Cover, arm	581125	581125	581124	539078	539078	581176
§ Screw	117861	117861	117861	117861	117861	117861
§ Lead	539698	539698	539966	539966	539966	539966
§Bulb	256	256	256	256	256	256
§Sleeve, terminal	188818	188818	188818	188818	188818	188818
§ Stop, rubber	531674	531674	531674	531674	531674	531674

Note. For replacement trafficator spare parts, see appropriate column under part number
 § Recommended spares for stock

† When ordering, quote part number shown in brackets

continued

TRAFFICATORS

DETAILED SPARE PARTS

EXTERIOR FITTING MODELS

Part No.	54050A	54052A	54053A	54056A	053830	053831	053976	053977	053980
Model	SE100	SE100	SE100	SE100	SE62	SE62	SE100	SE100	SE100
Finish, arm cover	Black	Staybrite	Staybrite	Staybrite	Black	Black	Staybrite	Staybrite	Staybrite
Finish, case	Black	Black	Black	Chromium	Black	Black	Black	Black	Black
Voltage	12	12	6	12	12	6	12	6	6
§Movement	54045	54044	54046	54044	54021	54019	54044	54046	54046
§Arm and cover assembly ..	582160	582161	582161	582161	539980	539980	582161	582161	582161
Screw, cover	100521	100521	100521	100521	—	—	100521	100521	100521
§Cover, arm	582046	582027	582027	582027	581176	581176	582027	582027	582027
Screw, arm	100521	100521	100521	100521	117861	117861	100521	100521	100521
§Arm, moulded	582026	582026	582026	582026	—	—	582026	582026	582026
§Insulation, bulb lead ..	857651	857651	857651	857651	—	—	857651	857651	857651
§Lead	582021	582021	582021	582021	539698	539698	582021	582021	582021
§Sleeve, terminal	188818	188818	188818	188818	188818	188818	188818	188818	188818
§Bulb	256	256	255	256	256	255	256	255	255
Spring, arm locking ..	582023	582023	582023	582023	—	—	582023	582023	582023
Springs, plunger tension ..	582012	582012	582012	582012	—	—	582012	582012	582012
Stop, rubber	582090	582090	582090	582090	531674	531674	582090	582090	582090
§Case and motif assembly ..	582110	582110	582110	582118	—	—	582110	582110	582110
Motif	582106	582106	582106	582106	—	—	582106	582106	582106
Case, Half No. 1	—	—	—	—	539802	539802	—	—	—
Case, Half No. 2	—	—	—	—	539803	539803	—	—	—
Backplate assembly ..	582109	582109	582109	582109	—	—	582109	582109	582109
Screw, backplate fixing ..	126444	126444	126444	126444	—	—	126444	126444	126444
Washer, shakeproof ..	188408	188408	188408	188408	—	—	188408	188408	188408
Screw, case fixing (countersunk head) ..	132847	132847	132847	122861	—	—	132847	132847	132847
Screw, case fixing (round head)	122875	122875	122875	122871	—	—	122875	122875	122875
Washer, shakeproof ..	188412	188412	188412	188412	—	—	188412	188412	188412
Bracket, c/w sundries ..	—	—	—	—	—	—	053978	053978	053978
Switch	—	—	—	—	—	—	31379	31379	31127
Insulation strip, leatheroid	582105	582105	582105	582105	—	—	582105	582105	582105

VEHICLE APPLICATION REFERENCE

54002 SF36N. 6v.; black arm cover.
Jowett 'Bradford' Van 1946-50; De Luxe Van and 6 Utility 1949-52.

54003 SF34N. 12v.; C.P. arm cover.
Austin 'Princess' 1951-54.
Bentley 4½ litre 1946-51.
Jaguar 2½ and 3½ litre 1949.
Rolls-Royce 'Silver Wraith' 1946-51.

54021 SF35N. 12v.; black arm cover.
Humber 'Pullman' and 'Imperial' 1946-47.
Wolseley 25 1948.

54022 SF35N. 12v.; Staybrite arm cover.
Daimler 27 and 36 1946-53; 2½ litre (except 'Consort') 1946-49.
Healey 16 Saloon 1948.
Jensen 3½ litre 1946-47; 4 litre 1950-55.

54028 SF43N. 12v.; Staybrite arm cover.
Midland Battery Vehicle 1951-55.

54034 SF54N. 12v.; Staybrite arm cover.
Morris Commercial CV Ambulance 1947-48.
Rover All Models 1946-47.

54037 SF40N. 6v.; Staybrite arm cover.
Invacar Invalid Carriage 1951-55.
Lloyd '650' Roadster 1948-50.

54038 SF40N. 6v.; black arm cover.
Austin 8 1946-47.
Wolseley 8 1946-48.

54044 SF80. 12v.; Staybrite arm cover.
A.C. Cars 16 and 'Petite' 1953-54.
Allard All Models (except 'J', 'K3' and 'Palm Beach') 1947-55.
Alvis TC21 1954-55.

54044 SF80—continued
Armstrong Siddeley 'Sapphire' 1953-54.
Aston Martin 2½ litre 1953-54.
Austin A30, Hire Car, A125 Limousine, Ambulance and Hearse 1952-56; A40, A70, 'Sheerline', 25 cwt. Van and Ambulance 1948-55; A90 1951-52; 'Princess' 1948-50 and 1955.
Citroen 15 1953-55; 23 1952-53.
Daimler 'Conquest' 1954-58; 'Regency' 1953; 'One-O-Four' 1956-59.
Elva 'Courier' 1959-60.
Humber 'Hawk' 1946-48 and 1953-54; 'Snipe' 1946; 'Super Snipe' 1946-55; 'Pullman' and 'Imperial' 1948-49 and 1953-54.
Jaguar 3½ litre 1952-54.
Jensen 4 litre 1952-54.
Jowett 'Javelin' 1948-54; 'Jupiter' 1951-54; 'Bradford' Van 1953-54.
Lagonda 3 litre 1954-55.
Lanchester All Models 1946-56.



TRAFFICATORS

VEHICLE APPLICATION REFERENCE—continued

54044 SF80—continued

M.G. 1½ litre 1947-53; 'Magnette' 1954-59.
Morgan All Models 1956-60.
Morris 'Minor' (4 door), 'Six' and 'Oxford' 1951-54; 'Minor' and 'Oxford' Traveller 1955-60; 'Isis' 1956-58.
Riley 1½ and 2½ litre 1953-57.
Rover '60' 1954; '75' 1953-54.
Singer All Models 1953-55.
Standard 12 and 14 1946-48; 'Vanguard' Saloon and Estate Car 1953-56.
Sunbeam 'Alpine' 1953-54.
Sunbeam-Talbot All Models 1948-54.
Triumph 'Mayflower' (late) 1953; 'Renown' (late) 1954; '1800' Roadster 1946-48; '2000' Roadster 1949.
Trojan 15/20 cwt. (Diesel) 1954; 15/20 cwt. Van 1954-57.
Wolseley All Models 1951-59.

54045 SF80. 12v.; black arm cover.

Austin 10 1945-47; 10 Van and 12 1946-47; 16 1946-48; A30 (except 4-door) 1956; A35 Van and 'Countryman' 1957-60; A40 Sports 1951; A40 Van, 'Countryman' and Pick-up Truck 1948-56; A70 'Countryman' and Pick-up Truck 1952-54; Limousine, Ambulance and Hearse 1951-52.
Commer 8 cwt. 1946-48; 1¼/1½ ton Forward Control 1957-60.
Hillman 'Minx' 1940-48 and 1953-54.
Jowett 'Bradford' Van 1951-52; De Luxe Van and 6 Light Utility 1951-52.
Morris 'Minor' (2-door) 1952-60; 10 1946-48; 'Oxford' and 'Six' 1948-50; 'Cowley' Van and Pick-up Truck 1950.
Standard 8 and 10 1954; 'Vanguard', Van and Pick-up Truck 1953-57.
Trojan 15 cwt. 1946-54.
Vauxhall 'Velox' and 'Wyvern' (late) 1952-54.
Wolseley All Models 1949-50.

54046 SF80. 6v.; Staybrite arm cover.

A.C. Cars Invalid Carriage 1952-53.
Barrett 137 c.c. All-weather Vehicle 1954.
Morris 8 Saloon 1946-48.
Reliant 'Regal' Car (6 volt) 1953-56; 5 cwt. Van (6 volt) 1957-58.
Renault 4CV 1953-54.

54050 SE100. 12v.; black arm cover.

Austin 3/4 and 3/5 ton Petrol Tanker Series III 1959-60; Coach Series III (optional) 1957-60.
Commer 25 cwt. Forward Control and 25 cwt. 'Superpoise' Van 1955-56; 1¼/1½ ton Forward Control Mk. V 1956; 4, 5 and 6 ton Forward Control (when fitted) 1959-60; 5 ton Forward Control 1955-58; 7 ton Forward Control 1955-60; 10/12 ton Tractor 1957-60.
Hillman 'Minx' All Models 1955-56.

54050 SE100—continued

Karrier 'Bantam' 1955-56; 'Gamecock' (Municipal and Industrial) 1955-59.
Morris Quarter Ton Van (G.P.O.) 1954-58; 30 cwt. LC4, LC5 and LCO5X 1953-59; 10 cwt. 'J' Van (G.P.O.) 1954-57.
Morris Commercial 'J2' (G.P.O. and optional) 1958-60; 3 ton 3KNC (G.P.O.) 1956-59.
Rover 'Landrover' 1955-60.
54052 SE100. 12v.; Staybrite arm cover.
Jensen Lightweight Commercial 1955.
Rover 'Landrover' 1954.

54053 SE100. 6v.; Staybrite arm cover.

Barrett 'Midget' 1954.
Citroen 2CV 1954-60.

54054 SF80. 12v.; C.P. arm cover.

Bentley 4½ litre and 'Continental' Sports 1952-54.
Rolls-Royce 'Silver Wraith' and 'Silver Dawn' 1953-55; Hooper Tourer and 7-seater 1956-59.

053830 SE62. 12v.; black arm cover.

Commer 25 cwt. 'Superpoise' 1955.
Hillman 'Minx' and Estate Car 1946-47.
Jensen 30 cwt. 1952-54; 6 ton Van 1946-47; Lightweight Commercial Vehicle 1954.
Karrier 'Bantam' and 'Gamecock' 1954-55.
Rover 'Landrover' 1948-53; Station Wagon 1948-51.

053831 SE62. 6v.; black arm cover.

Barrett Invalid Carriage All Models (except 147 c.c.) 1952-54.
Jensen 30 cwt. 1946-52.

053972 SF34N. 12v.; C.P. arm cover.

Rolls-Royce 'Silver Wraith' 1952.

053976 SE100. 12v.; Staybrite arm cover.

Commer 25 cwt. Forward Control and 'Superpoise' and 5 and 7 ton Forward Control 1955.

053977 SE100. 6v.; Staybrite arm cover.

Barrett 147 c.c. All-weather Vehicle 1954.

053980 SE100. 6v.; Staybrite arm cover.

Barrett All-weather Invalid Car 1955.

053981 SF80. 12v.; Staybrite arm cover.

A.C. Cars 16 1948-52.
Alvis 14 1946-50; All Models 1951-53.
Armstrong Siddeley All Models (except 'Sapphire') 1946-53.
Aston Martin All Models 1947-53.
Austin Taxi 1955-60; Hire Car 1952-54.
Bristol All Models (except X404) 1947-55.
Commer 8 cwt. 1948-50; Estate Car 1949.

053981 SF80—continued

Daimler 2½ litre 1950-53; DC27 Ambulance 1949-54.
Healey All Models (except Roadster and 'Silverstone') 1949-54.
Hillman 'Minx' 1948-49.
Humber 'Hawk' 1949-52; 'Super Snipe' 1953.
Jaguar 2½ and 3½ litre 1950-51.
Lagonda 2½ litre 1949-52.
Lea Francis All Models 1946-54.
Meynell All Models 1952.
Morgan 'Four Four' and 'Plus Four' 1946-55.
Morris 'Oxford', Taxi and Hire Car 1947-51.
Morris Commercial CV Ambulance 1949-51.
Paramount Cars All Models 1951-54.
Riley All Models 1946-52.
Rover '60' 1948-49; '75' 1948-52.
Singer 9 Roadster 1946-51; All Models 1946-53.
Standard 'Vanguard' Saloon and Estate Car 1948-53.
Sunbeam-Talbot 10 h.p. and 2 litre 1946-47.
Triumph 'Renown' 1950-54; 'Mayflower' 1950-53; '1800' Saloon 1946-48; '2000' Saloon 1949.
Vauxhall 14 1946-48.

053982 SF80. 12v.; black arm cover.

Austin A40 and A70 Van, 'Countryman' and Pick-up Truck 1952; Hire Car 1950-51; Taxi 1948-58.
Citroen All Models 1946-52.
Commer 8 cwt. 1950-52; 'Express' Delivery Van 1953-60.
Hillman 'Minx' 1950-53.
Humber 'Pullman' and 'Imperial' 1950-52.
Morris 'Minor' 2-door 1948-52; 10 cwt. 1946-50.
Standard 'Vanguard' Van and Pick-up Truck 1948-53.
Vauxhall 'Velox' and 'Wyvern' 1949-52.
Wolseley All Models (except 8) 1946-48.

053983 SF80. 6v.; Staybrite arm cover.

A.C. Cars Invalid Carriage 1949-51.
Barrett 147 c.c. All-weather Vehicle 1953.
Reliant 'Regal' Car 1953.
Renault 8.3 and 12 1951; 4CV 1952-53.
Standard 8 1946-48.
Vauxhall 12 1946-47.

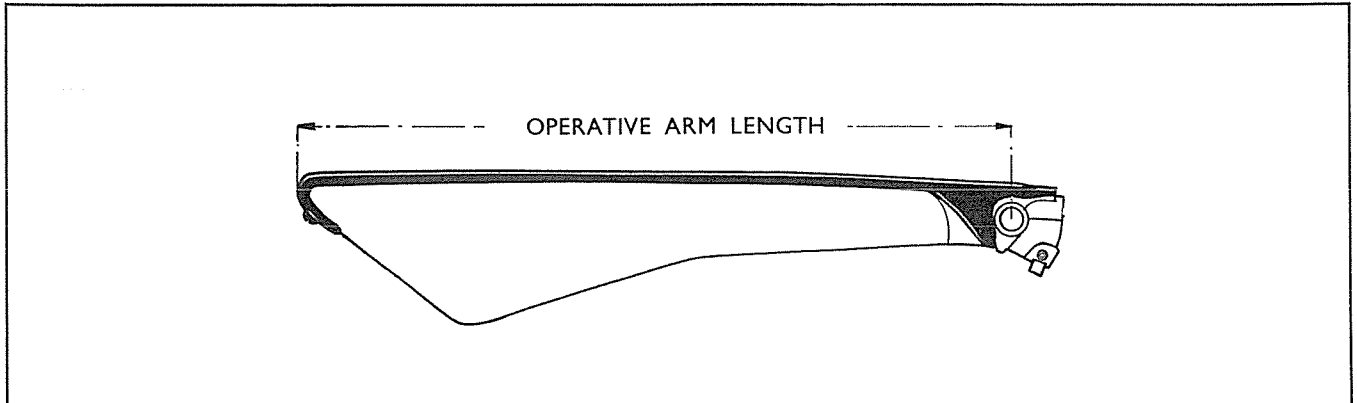
053984 SF80. 6v.; black arm cover.

Barrett 147 c.c. All-weather Vehicle 1953.
Morris 5 cwt. Van 1939-53.
Renault 8.3 1947-50; 12 1946-50.
Vauxhall 10 1946-47.

539941 SF55J. 12v.; Staybrite arm cover.

Jaguar All Models 1946-48.

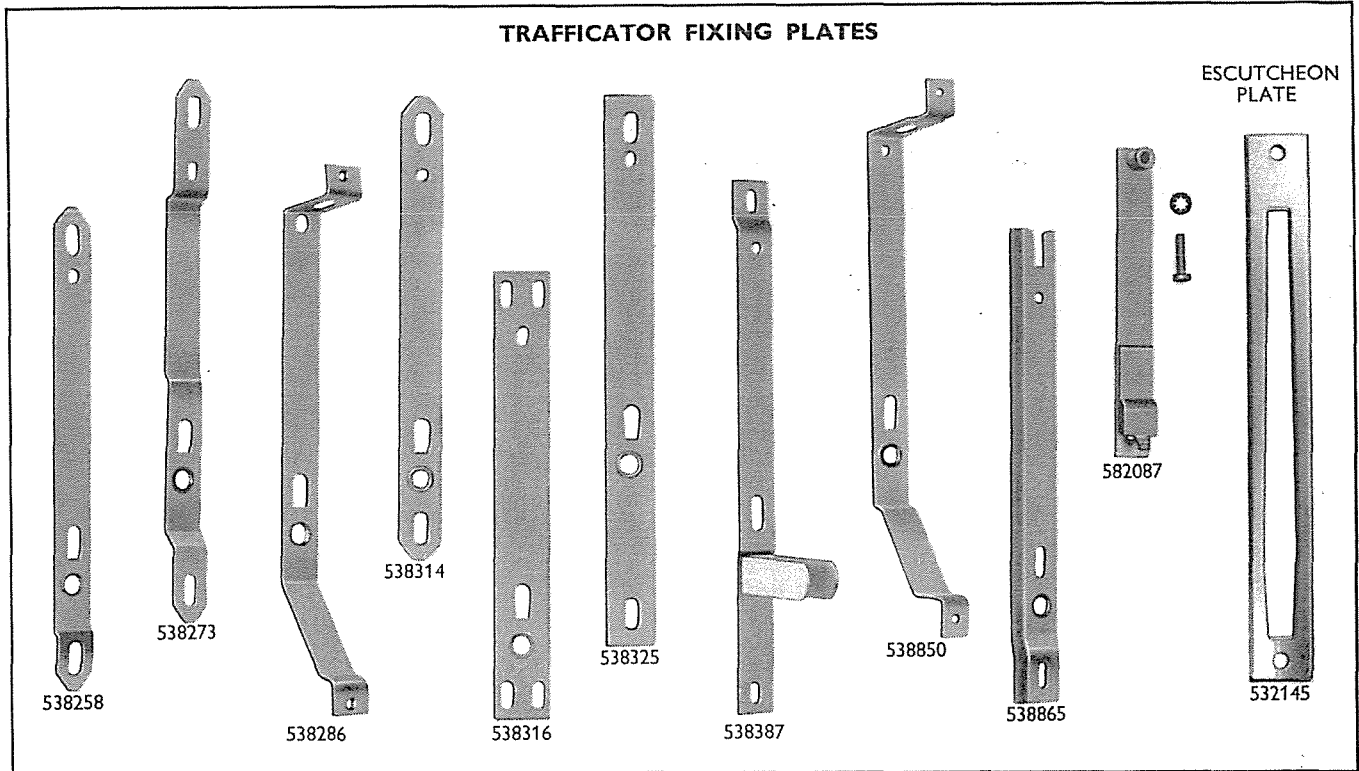
TRAFFICATOR ARMS



Arm Assembly Part No.	Cover		Operative Arm Length	Fitted to Models	Remarks
	Part No.	Finish			
538532	—	Staybrite	8 $\frac{1}{4}$ "	SF43N	—
538684	581124	Staybrite	7 $\frac{1}{4}$ "	SF54N	—
539239	581137	Chromium	7 $\frac{1}{4}$ "	SF34N	Air flow cover
539903	581124	Staybrite	7 $\frac{1}{4}$ "	SF34N	—
539978	539078	Staybrite	8 $\frac{1}{4}$ "	SF35N SF35J SF55J	—
539980	581176	Black	8 $\frac{1}{4}$ "	SF35J SE62 SF35N	Air flow cover
580912	—	Black	7 $\frac{1}{4}$ "	SF36N	—
581174	581125	Black	7 $\frac{1}{4}$ "	SF40N SF34N SF34F SF40F SF40L SF40J SF34J	Air flow cover
581175	581124	Staybrite	7 $\frac{1}{4}$ "	SF40N SF34N SF34F SF40J	Air flow cover
582026	—	—	†7"	SF80	Moulding only
582160	582046	Black	†7 $\frac{1}{2}$ "	SF80	Air flow cover
582161	582027	Staybrite	†7 $\frac{1}{2}$ "	SF80 SE100	Air flow cover

† Overall length

TRAFFICATOR FIXING PLATES



Part No.	Type	Used with	Fitted to
538258	24G	SF40	Austin, M.G., Morris, Standard, Wolseley.
538273	31G	SF40	Austin.
538286	32G	SF40 SF80	Allard, Commer, Daimler, Hillman, Humber, Jowett, Paramount Cars, Standard, Sunbeam-Talbot.
538314	23G	SF34 SF80	Bristol, Jaguar, M.G., Reliant, Riley, Singer, S.S. Cars, Vauxhall, Wolseley.
538316	15G	SF34 SF35	A.C. Cars, Alvis, B.S.A., Lea Francis, Singer.
538325	17G	SF34 SF35 SF40 SF54 SF80	Alvis, Aston Martin, Armstrong Siddeley, Austin, Bristol, B.S.A., Citroen, Daimler, Healey, Humber, Invacar, Jensen, Jowett, Lagonda, Lloyd, Riley, Rover, Standard, Sunbeam-Talbot, Trojan, Wolseley.
538387	19G	SF34	Standard, Triumph.
538850	29K	SF34 SF54	Humber, Morris, Morris Commercial, Renault, Rover, Sunbeam-Talbot.
538865	34G	SF34	Vauxhall.
582087	Adaptor Plate	SF80	A.C. Cars, Aston Martin, Austin, M.G., Morgan, Renault, Singer, Standard, Sunbeam-Talbot.

TRAFFICATOR ESCUTCHEON PLATE

Part No. 532145. Used with Trafficators SF40 and SF34. Chromium plated finish.
Fitted to: Allard, Armstrong Siddeley, Healey, Lloyd.

LUCAS

STARTING MOTORS


SECTION
N

STARTING MOTORS

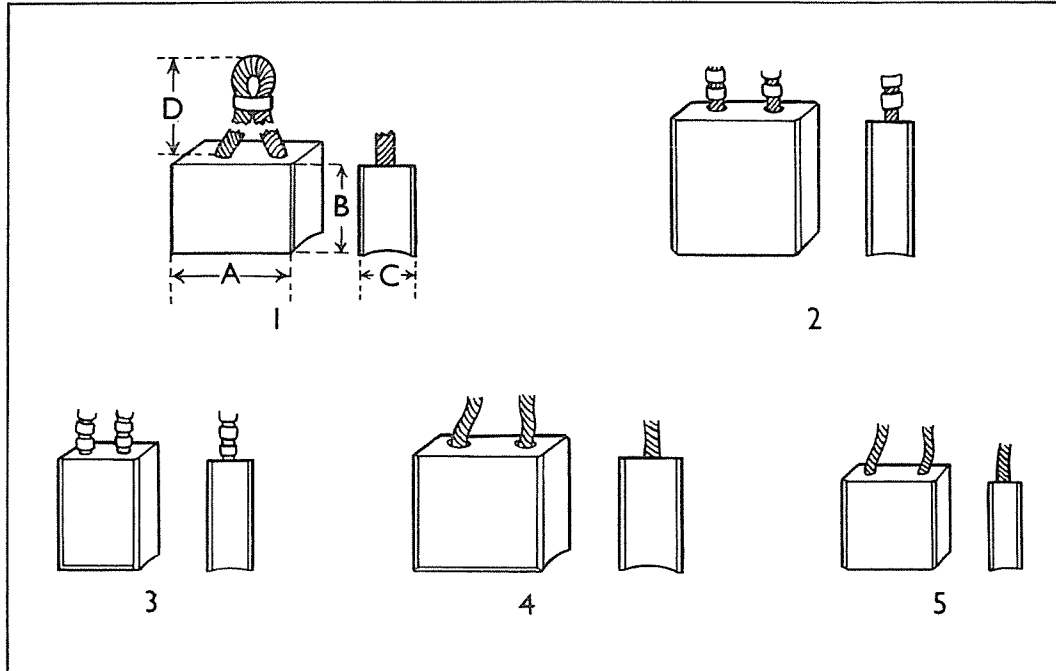
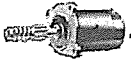
Model Interpretation

The symbols making up the model indicate the characteristics of each machine, i.e., M35G—Starting Motor, 3½" diameter yoke, die-cast commutator end bracket or frame.

Prefix	Suffix
M	Starting motor.
35	3.5" diameter yoke.
325	3.25" diameter yoke.
418	4½" diameter yoke.
45	4.5" diameter yoke.
	G Die-cast commutator end bracket or frame.
	G-1 Die-cast commutator end bracket or frame, 4-brush machine.
	L Long type machine.



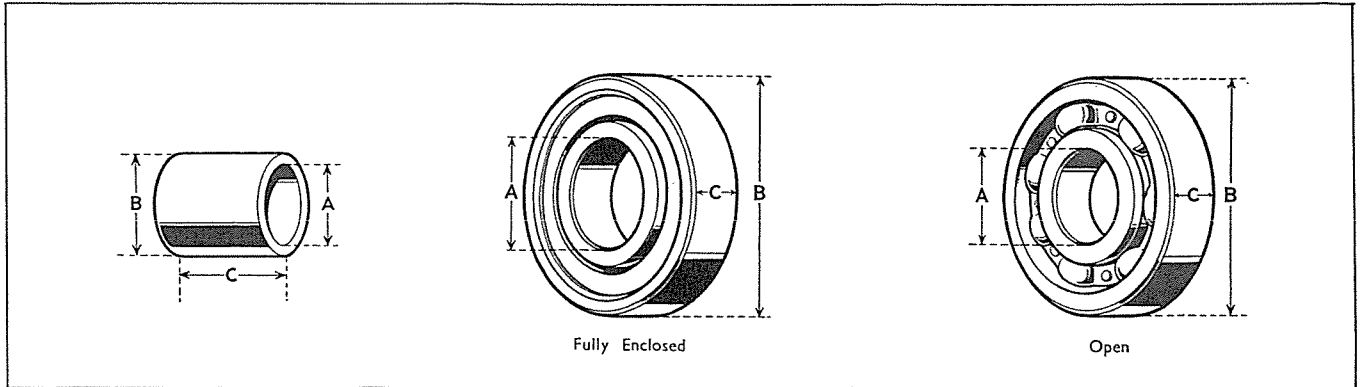
BRUSH CHART (Starting Motors)



Ordering No.	Fitted to Models	No. off per set	Set comprises Brushes Part Nos.	Dimensions in inches				Brush Index No.
				A	B	C	D	
251108	M35G-1 and M325	4	2 off 251163	.625	.559	.250	4.250	1
			2 off 251106	.625	.559	.250	1.750	4
255240	M418	4	2 off 255225	.500	.625	.312	3.250	3
			2 off 255226	.500	.625	.312	1.750	5
255659	M35, M45G and M418G ..	2	263018	.753	.559	.345	3.750	1
271050	M45G	4	2 off 270927	.747	.812	.247	3.750	2
			2 off 270928	.747	.812	.247	2.062	4
271365	M45G	4	1 off 256334	.753	.559	.345	6.000	1
			3 off 263018	.753	.559	.345	3.750	1
271735	M45G	4	2 off 271491	.750	.875	.312	3.500	1
			2 off 271492	.750	.875	.312	1.875	4
272514	M45G	4	1 off 272511	.750	.875	.312	5.750	1
			3 off 271491	.750	.875	.312	3.500	1

Items shown in "Set Comprises" column are for reference purposes only. Always quote Ordering No.

BEARINGS AND BEARING BUSHES



BEARING CHART

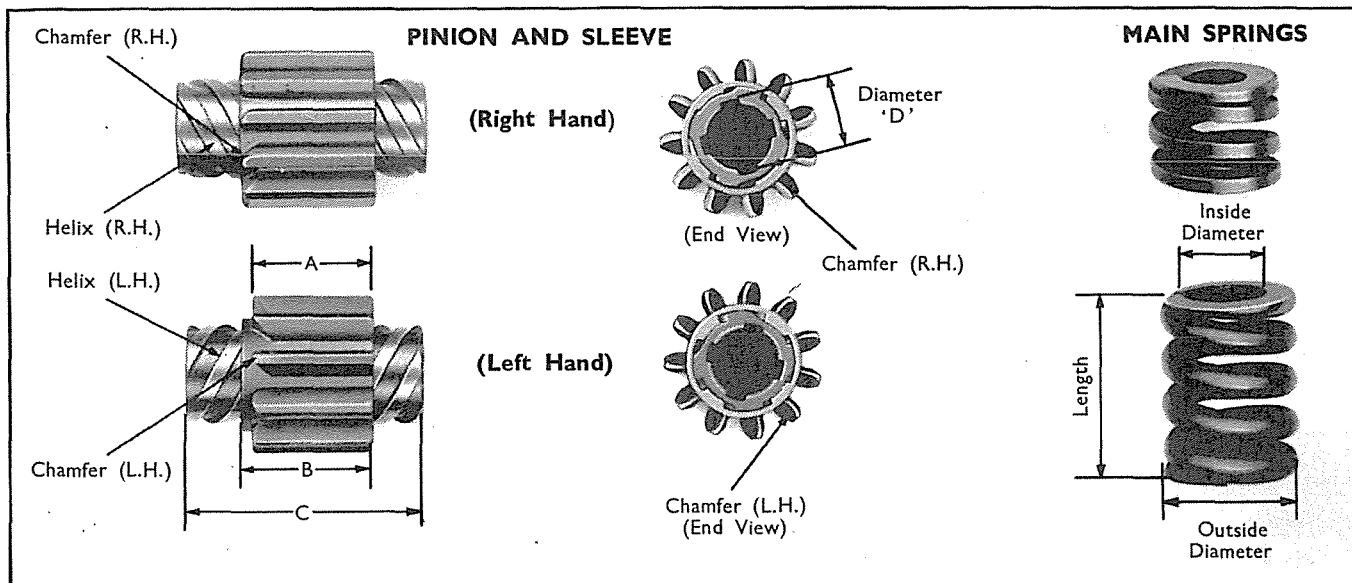
Part No.	Type	Description	Bore A	Outside Diameter B	Width C
189285	LS5	Single row; rigid ball journal; light type; English sizes	.500"	1.312"	.375"
189308	117	Single row; rigid ball journal; light type; metric sizes	17 mm.	40 mm.	12 mm.

BEARING BUSH CHART

Part No.	Fitted to Models	Dimensions in inches		
		Bore A	Diameter B	Width C
250528	M35G and M35G-1747	.809	.406
250626	M35EL, M35G, M35G-1 and M45G, pre-engaged504	.625	.770
250641	M35EL752	.878	.812
250678	M35G and M35G-1750	.812	.812
251477	M35G-1 and M35H503	.622	.500
253035	M325375	.503	.625
253111	M325475	.594	.500
253316	M35G-1 and M35H750	.812	.656
255491	M45G and M418G626	.752	.750
255853	M45G and M418G877	1.003	.891
256112	M35G-1, M45G, M418A-3 and M418G566	.502	.687
270017	M45G877	1.003	1.109
270038	M45G and M418G877	1.003	1.328
270330	M45G628	.752	.593
270882	M45G629	.754	1.156
270883	M35G, M35G-1, M45G and M148G625	.690	.687
271364	M45G, pre-engaged501	.627	.687
271733	M45G, pre-engaged	1.001	1.125	.687
54250589	M45G, pre-engaged475	.594	.750
54251857	M45G, pre-engaged	1.003	1.128	.750
54252236	M45G, pre-engaged and self-index552	.672	.776
54252494	M45G, pre-engaged and self-index	1.003	1.129	.850

DRIVES (Starting Motor)

IDENTIFICATION OF PINIONS AND SLEEVES



When the make, year and horse power of a vehicle are known, Section A of this Catalogue will give you the Part Number of Starting Motor fitted. This information is also stamped on the machine itself. Spare parts for all machines will be found in the Detailed Spare Parts, commencing on page N12.

It sometimes becomes necessary to identify pinions and sleeves, main springs, and pinions and barrels that have been removed from machines, so that the above information is not available. In this case proceed as follows:

PINIONS AND SLEEVES. First count the number of teeth, and confirm whether the sleeve has a left or right hand thread (see illustration). Then identify from the dimensions given below or, for PINIONS ONLY, on page N6.

MAIN SPRINGS. Identify from the dimensions given on page N6.

PINIONS AND BARRELS. First count the number of teeth, and confirm whether left or right hand by the chamfer on the teeth (see illustration on page N5). Then identify from the dimensions given on page N5.


SLEEVES AND CONTROL NUTS. Identify from dimensions given on page N6.

Part No.	Number of Teeth	Tooth Length (inches) A	Overall Pinion Length (inches) B	Sleeve Length (inches) C	Chamfer or Helix	Shaft Diameter over Splines (inches) D
250116	10	1 ¹⁵ / ₁₆	1 ¹³ / ₃₂	1 ³ / ₈	L.H.	5
250196	9	1 ³ / ₈	1 ¹⁵ / ₃₂	1 ¹³ / ₃₂	L.H.	5
250307	10	1 ¹⁵ / ₃₂	1 ⁹ / ₆₄	2 ³³ / ₃₂	R.H.	5
250415	9	1 ¹¹ / ₁₆	1 ¹³ / ₃₂	1 ¹ / ₁₆	L.H.	5
250607	10	1 ⁵ / ₁₆	1 ¹³ / ₃₂	1 ³ / ₈	L.H.	5
255093	11	1 ⁷ / ₁₆	1 ⁷ / ₁₆	2 ⁷ / ₁₆	L.H.	5
255165	10	1 ⁹ / ₃₂	1 ⁷ / ₁₆	2 ¹ / ₁₆	L.H.	5
255182	11	1 ⁹ / ₁₆	1 ¹³ / ₃₂	1 ³ / ₈	R.H.	5
255194	11	1 ⁵ / ₁₆	1 ¹³ / ₃₂	1 ³ / ₈	L.H.	5
255262	10	1 ¹⁵ / ₁₆	1 ¹³ / ₃₂	1 ³ / ₈	L.H.	5
255263	10	1 ⁹ / ₁₆	1 ¹³ / ₃₂	1 ³ / ₈	R.H.	5
255489	10	1 ¹ / ₁₆	1 ¹³ / ₃₂	1 ¹³ / ₃₂	R.H.	5
255649	10	1 ⁵ / ₁₆	1 ¹³ / ₃₂	1 ³ / ₈	L.H.	5
255672	11	1 ³ / ₈	1 ¹⁵ / ₃₂	1 ⁹ / ₁₆	R.H.	5
263011	11	1 ⁹ / ₃₂	1 ¹⁵ / ₁₆	2 ⁷ / ₁₆	R.H.	5
270029	10	1 ⁷ / ₈	1 ⁷ / ₁₆	1 ⁵ / ₁₆	R.H.	5
270472	11	1 ⁹ / ₃₂	1 ⁵ / ₁₆	2 ¹ / ₁₆	L.H.	5
290067	10	1 ⁷ / ₈	1	3 ¹³ / ₁₆	L.H.	5
291806	10	1 ⁵ / ₁₆	1 ²⁵ / ₆₄	1 ³ / ₈	L.H.	5
291987	8	1 ³ / ₈	1 ³ / ₆₄	2 ¹ / ₁₆	L.H.	5
292042	10	1 ⁵ / ₁₆	1 ¹³ / ₃₂	1 ⁵ / ₈	L.H.	5

DRIVES (Starting Motor)

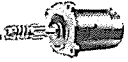


IDENTIFICATION OF PINIONS, PINIONS AND BARRELS, MAIN SPRINGS AND SLEEVES AND CONTROL NUTS



PINIONS AND BARRELS

Part No.	Drive	Type	Number of Teeth	Tooth Length (inches)	Chamfer or Thread	Barrel Length (inches)	Shaft Diameter (inches)
250698	—	SB	9	5/16	L.H.	1 21/32	5/8
250849	—	SB	9	5/16	R.H.	1 21/32	5/8
255941	—	SB	9	5/16	R.H.	1 21/32	5/8
291050	291089	Eclipse	9	5/16	L.H.	1 15/16	9/16
291069	291070	Rubber	9	5/16	R.H.	1 15/16	9/16
291101	{ 291105 291380	{ Rubber Eclipse	10	5/16	L.H.	1 15/16	5/8
291104	291551	Eclipse	10	5/16	R.H.	1 15/16	5/8
291346	—	SB	9	5/16	R.H.	1 15/16	5/8
291349	291353	Rubber	10	5/16	R.H.	1 5/8	1 1/2
291384	291358	Rubber	9	5/16	R.H.	1 5/8	1 1/2
291426	291457	Eclipse	9	5/16	R.H.	1 15/16	9/16
291506	291520	Clutch	11	5/16	R.H.	1 5/8	9/16
291559	291484	Clutch	11	5/16	L.H.	1 5/8	9/16
291562	{ 291485 291568	{ Eclipse Rubber	9	5/16	L.H.	1 5/8	1/2
291573	291574	Eclipse	9	5/16	L.H.	1 15/16	5/8
291693	291689	Clutch	10	5/16	R.H.	1 5/8	9/16



DRIVES (Starting Motor)

PINIONS

Part No.	Drive	Number of Teeth	Tooth Length (inches)	Overall Length (inches)	Chamfer or Helix	Shaft Diameter over Splines (inches)
291859	292130	11	$\frac{13}{16}$	$1 \frac{1}{16}$	R.H.	$\frac{13}{16}$
292031	292124	10	$\frac{13}{16}$	$\frac{15}{16}$	R.H.	$\frac{31}{32}$
292134	292130	11	$\frac{13}{16}$	$\frac{15}{16}$	R.H.	$\frac{31}{32}$
292147	292148	13	$\frac{13}{16}$	$\frac{15}{16}$	R.H.	$\frac{13}{16}$
54251225	54251224	9	$1 \frac{1}{4}$	$1 \frac{9}{16}$	R.H.	$\frac{1}{2}$
54251945	54253114	9	$1 \frac{5}{16}$	$1 \frac{11}{16}$	R.H.	$\frac{1}{2}$

MAIN SPRINGS

Part No.	Length (inches)	Inside Diameter (inches)	Outside Diameter (inches)	Remarks	Part No.	Length (inches)	Inside Diameter (inches)	Outside Diameter (inches)	Remarks
250404	1	$\frac{31}{32}$	$1 \frac{11}{32}$	—	270889	$1 \frac{27}{32}$	$\frac{35}{32}$	$1 \frac{11}{32}$	—
250652	$1 \frac{27}{32}$	$\frac{31}{32}$	$1 \frac{1}{4}$	—	291043	$1 \frac{7}{16}$	$1 \frac{1}{4}$	$1 \frac{15}{16}$	Left hand
250947	$1 \frac{15}{32}$	$\frac{31}{32}$	$1 \frac{15}{64}$	—	291448	$1 \frac{7}{16}$	$1 \frac{1}{4}$	$1 \frac{15}{16}$	Right hand
270326	$1 \frac{15}{32}$	$\frac{25}{32}$	$1 \frac{11}{32}$	—	291835	$1 \frac{7}{8}$	$\frac{35}{32}$	$1 \frac{31}{32}$	—


SLEEVES AND CONTROL NUTS

Part No.	Direction of Helix	Length of Sleeve (inches)	Diameter of Shaft (inches)	Number of Starts	Depth of Nuts (inches)	Special Features	Type
250716	L.H.	$1 \frac{5}{32}$	$\frac{5}{8}$	4	$\frac{7}{16}$	—	To suit splined shaft, i.e. SB type.
250837	R.H.	$1 \frac{5}{32}$	$\frac{5}{8}$	4	$\frac{7}{16}$	—	To suit splined shaft, i.e. SB type.
255946	R.H.	$1 \frac{3}{16}$	$\frac{13}{16}$	3	$\frac{19}{32}$	—	To suit splined shaft, i.e. SB type.
256409	R.H.	$1 \frac{11}{32}$	$\frac{3}{4}$	4	$\frac{3}{4}$	—	To suit splined shaft, i.e. SB type.
291071	R.H.	$1 \frac{17}{32}$	$\frac{13}{16}$	3	$\frac{5}{8}$	—	To suit splined shaft, i.e. SB type.
291084	L.H.	$1 \frac{17}{32}$	$\frac{13}{16}$	3	$\frac{5}{8}$	—	To suit splined shaft, i.e. SB type.
291088	L.H.	$1 \frac{61}{64}$	$\frac{13}{16}$	3	$\frac{5}{8}$	—	Special sleeve to suit Eclipse drive.
291351	R.H.	$1 \frac{15}{32}$	$\frac{5}{8}$	4	$\frac{5}{8}$	With male dog	To suit plain shaft, i.e. Rubber type drive.
291458	R.H.	$1 \frac{61}{64}$	$\frac{13}{16}$	3	$\frac{5}{8}$	—	Special sleeve to suit Eclipse drive.

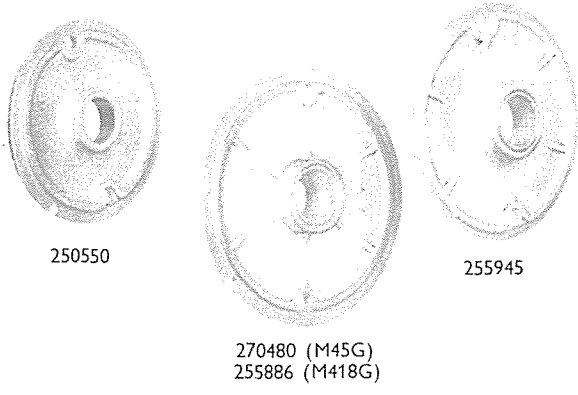
STARTING MOTORS




COMMUTATOR END BRACKETS



INTERMEDIATE BRACKETS



BRAKE BRACKETS



For detailed spare parts, see pages N12-N28

STARTING MOTORS



DRIVE END OR FIXING BRACKETS

250412
251760

251006

251054
251201

251196

251546

253030

255191
255480

255621

255673

256133
257067

256445

256462

256476

256495

256550

270207

270296

270258 (M45G)
270370 (M45G)
250292 (M35G)
255073 (M418A)

270520

271047

271153

271197

271279
270550

271294
270321 (Centre not machined)
271746 (Larger spigot & cut away)

271325

271458
271221 (Wider location)

271774

271939 (M45G)
250551 (M35G)
251189 (M35G)
256999 (M418G)

271943

271994 (U.N.F. thread)
271928 (B.S.F. thread)

272027 - 272084
271612 - 272197
54252676
54252690
54252703
54252708

272391 - 272553
272745 - 272746
272757 - 54250465
54252536 - 54252546
54252557 - 54252580


54250220

54250532


54253117

For detailed spare parts, see pages N12-N28

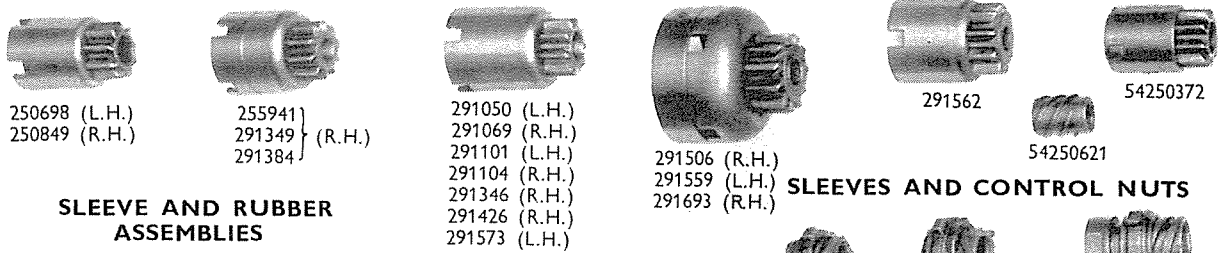
STARTING MOTORS




PINION AND SLEEVES




PINION AND BARRELS




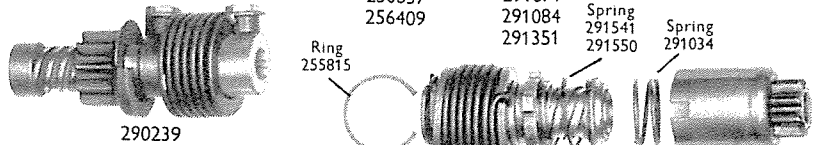
SLEEVE AND RUBBER ASSEMBLIES



SLEEVES AND CONTROL NUTS

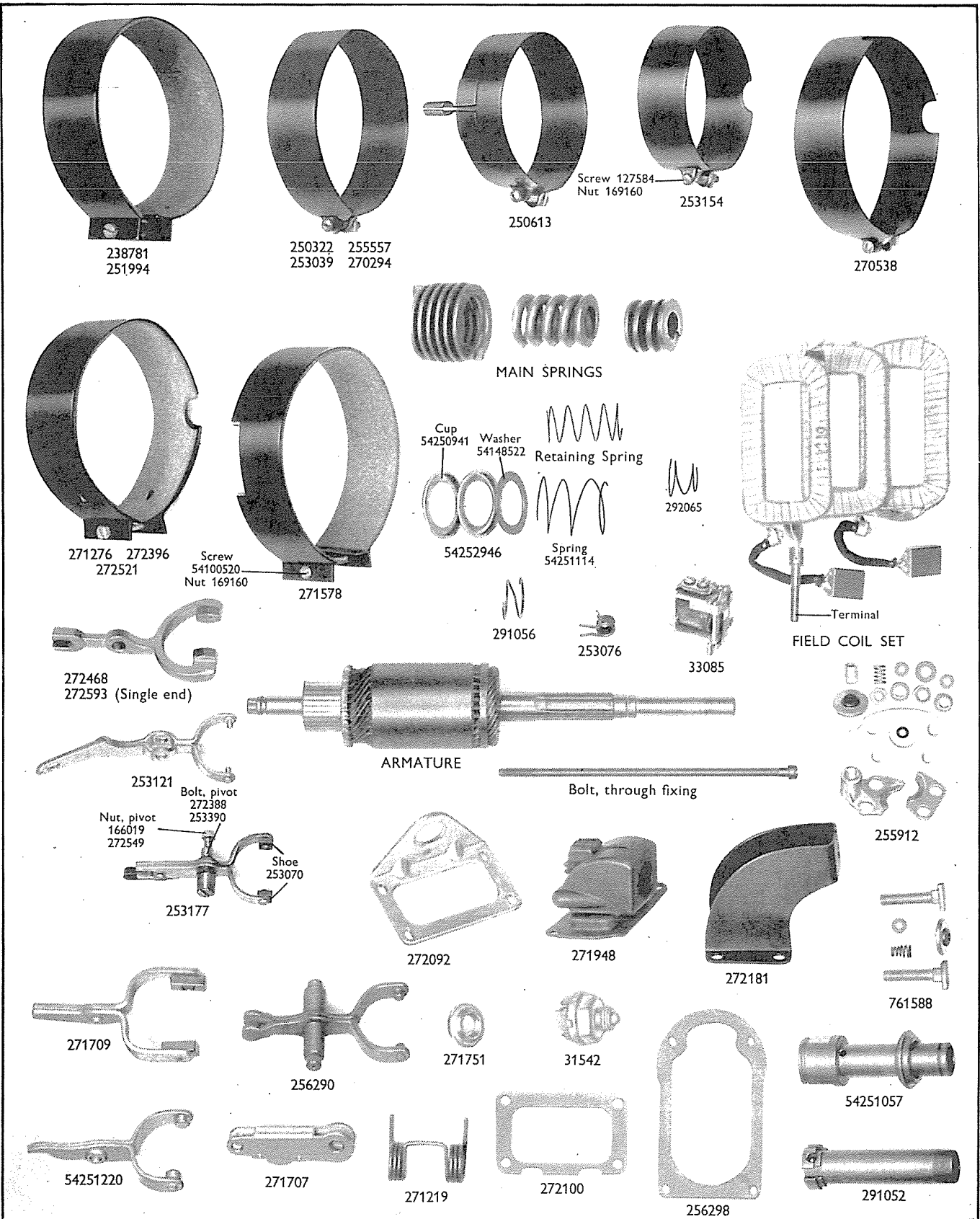
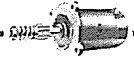


DRIVE ASSEMBLIES




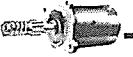
For detailed spare parts, see pages N12-N28

STARTING MOTORS



For detailed spare parts, see pages N12-N28

STARTING MOTORS



For detailed spare parts, see pages N12-N28

DETAILED SPARE PARTS

N12

25000 — 25017

STARTING MOTORS — M35, M45 AND M418 MODELS

Part No.	†25000A/D	†25001A/B	25006A/D	25007A/B	†25012A/D	25013A/B	25014A	25014B	25014D/F	†25015A/D	25016A	25017A
Model	M35G	M35G	M35G	M35G	M35G	M35G	M35G	M35G-1	M35G-1	M35G	M35G	M35G
Voltage	12	6	12	12	12	12	12	12	12	12	12	12
Rotation	Clock	Clock	Clock	Clock	Anti-clock	Clock	Clock	Clock	Clock	Clock	Clock	Clock
Earth or Insulated Return	E.R.	E.R.	E.R.	E.R.	E.R.	E.R.	E.R.	E.R.	E.R.	E.R.	E.R.	E.R.
Replaced by (see footnote)	(25007)	(25031)	—	—	(25025 & 76464)	—	—	—	—	(25021)	—	—
§Cover band	250613	250322	250322	250322	250322	250322	250322	250322	250322	250322	250322	250322
Screw, cover band fixing	127584	127584	127584	127584	127584	127584	127584	127584	127584	127584	127584	127584
Nut, cover band fixing screw	169160	169160	169160	169160	169160	169160	169160	169160	169160	169160	169160	169160
§Cap, shaft	255780	255780	255780	255780	255780	255780	250599	250599	250599	250599	255780	255780
§Brushes, set	255659	255659	255659	255659	255659	255659	255659	251108	251108	255659	255659	255659
§Bracket or frame, commutator end	250291	250291	250291	250291	250291	250291	250552	251104	251104	250552	250291	250291
§ Bush, bearing	250626	250626	250626	250626	250626	250626	250626	250626	250626	250626	250626	250626
§ Contact set	255912	255912	255912	255912	255912	255912	—	—	—	—	255912	255912
Nut, field terminal	173820	173820	173820	173820	173820	173820	—	—	—	—	173820	173820
Bush, insulating, fixing screw	164340	164340	164340	164340	164340	164340	—	—	—	—	164340	164340
§ Springs, set, brush tension	270004	270004	270004	270004	270004	270004	270004	†251109	†251109	270004	270004	270004
§ Springs, set, brush tension	—	—	—	—	—	—	—	251942	251942	—	—	—
§Drive	—	—	291070	—	—	—	—	291070	291070	—	—	—
Sleeve and drive head	—	—	291052	—	—	—	—	291052	291052	—	—	—
§ Pinion and sleeve or barrel	250196	250698	291069	250116	250849	250698	291069	291069	291069	291346	250607	250196
§ Spring, pinion retaining	250430	250691	291077	250430	250848	250691	291077	291077	291077	256027	250430	250430
Ring, barrel retaining	—	291857	255815	—	291857	291857	255815	255815	255815	255815	—	—
§ Sleeve and rubber	—	—	291059	—	—	—	291059	291059	291059	—	—	—
§ Spring, main	250652	250404	—	250652	250404	250404	—	—	—	270326	250652	250652
Washer, friction	—	—	291055	—	—	—	291055	291055	291055	—	—	—
Plate, transmission	—	—	291057	—	—	—	291057	291057	291057	—	—	—
§ Spring, cushioning	—	—	291056	—	—	—	291056	291056	291056	—	—	—
§ Sleeve, screwed, with control nut	—	250716	291071	—	250837	250716	291071	291071	291071	256409	—	—
Washer, thrust, control nut	—	—	291038	—	—	—	291038	291038	291038	255813	—	—
Ring, jump	—	—	—	—	—	—	—	—	—	—	—	—
Coupling, sleeve to screw shaft	—	—	291065	—	—	—	291065	291065	291065	—	—	—
Pin, pilot, drive to shaft	—	—	291058	—	—	—	291058	291058	291058	—	—	—
§ Nut, location	—	—	291042	—	—	—	291042	291042	291042	256482	—	—
Collar, location	—	—	—	—	—	—	—	—	—	—	—	—
Circlip, collar location	—	—	—	—	—	—	—	—	—	—	—	—
Ring, collar retaining	—	—	—	—	—	—	—	—	—	—	—	—
Key, Woodruff	—	—	189345	—	—	—	189345	189345	189345	—	—	—
§Collar, bearing	—	—	—	—	—	—	—	—	—	—	—	—
§Nut, shaft	291969	291969	291969	291969	291969	291969	291969	—	—	—	291969	291969
Sleeve, buffer	256455	—	—	256455	—	—	—	—	—	—	256455	256455
Washer, buffer	291277	291970	—	291277	291970	291970	—	—	—	158910	291277	291277
Washer assembly, spline and distance	—	291857	—	—	291857	291857	—	—	—	158910	—	—
§Bracket or frame, drive end	250292	250412	251189	250292	250412	250412	251054	251054	251201	251006	250292	250292
§ Bush, bearing	250678	250678	270883	250678	250678	250678	270883	270883	256112	—	250678	250678
§Bracket or frame, intermediate	—	—	250550	—	—	—	250550	250550	250550	‡251196	—	—
§ Bush, bearing	—	—	250528	—	—	—	250528	250528	250528	‡256112	—	—
Collar, armature location	—	—	—	—	—	—	—	—	—	—	—	—
Ring, armature location	—	—	—	—	—	—	—	—	—	—	—	—
Seal, oil	—	—	—	—	—	—	—	—	—	—	—	—
§Armature	250248	54250004	250549	250248	54250096	54250096	250549	250549	251200	251060	250248	250248
§Field coils, set	250868	250462	250868	250868	251046	250868	250974	251089	251089	250974	250868	250868
Terminal, field coils	255400	255400	255400	255400	255400	255400	54252850	54252850	54252850	54252850	255400	255400
§Bolt, through fixing	228335	228335	228335	228335	228335	228335	228335	228336	228336	228335	228335	228335
§Sundry parts, set	256762	256762	256762	256762	256762	256762	256762	256762	256762	256762	256762	256762
§Switch, starter	—	—	—	—	—	—	—	—	—	—	—	—

Note. For replacement starter spare parts, see appropriate column under part number † When ordering, quote part number shown in brackets ‡ For use with split support post
 § Recommended spares for stock || Bracket, testing ¶ Bearing, testing bracket

For illustrations, see pages N7-N11

continued

DETAILED SPARE PARTS

Part No.	25021A/H M35G-1	25022A/L M35G-1	25022M M35G-1	25022N/Q M35G-1	†25024A M35G	25025A/D M35G-1	25025E M35G-1	25026A/E M35G-1	25026F/H M35G-1	25031A/D M35G-1	25032A M35G	25033A M35G
Model	12	12	12	12	12	12	12	12	12	6	6	12
Voltage	Clock	Clock	Clock	Clock	Clock	Anti-Clock	Anti-clock	Clock	Clock	Clock	Clock	Clock
Rotation	E.R.	E.R.	E.R.	E.R.	E.R.	E.R.	E.R.	E.R.	E.R.	E.R.	E.R.	E.R.
Earth or Insulated Return	—	—	—	—	(25022)	—	—	—	—	—	—	—
Replaced by (see footnote)	—	—	—	—	—	—	—	—	—	—	—	—
§Cover band	250322	250322	250322	250322	250322	250322	250322	250322	250322	250322	250322	250322
Screw, cover band fixing	127584	127584	127584	127584	127584	127584	127584	127584	127584	127584	127584	127584
Nut, cover band fixing screw	169160	169160	169160	169160	169160	169160	169160	169160	169160	169160	169160	169160
§Cap, shaft	250599	250599	250599	—	250599	250599	250599	250599	—	250599	250599	250599
§Brushes, set	251108	251108	251108	251108	255659	251108	251108	251108	251108	251108	255659	255659
§Bracket or frame, commutator end	251104	251104	251104	251935	250552	251185	251185	251104	251935	251104	250291	250552
§ Bush, bearing	250626	250626	250626	251477	250626	250626	250626	250626	251477	250626	250626	250626
§ Contact set	—	—	—	—	—	—	—	—	—	—	255912	—
Nut, field terminal	—	—	—	—	—	—	—	—	—	—	173820	—
Bush, insulating, fixing screw	—	—	—	—	—	—	—	—	—	—	164340	—
§ Springs, set, brush tension	‡251109	‡251109	—	—	270004	‡251109	—	‡251109	—	‡251109	270004	270004
§ Springs, set, brush tension	251942	251942	251942	251942	—	251942	251942	251942	251942	251942	—	—
§Drive	—	—	—	—	—	—	—	—	—	—	—	291070
Sleeve and drive head	—	—	—	—	—	—	—	291052	291052	—	—	291052
§ Pinion and sleeve or barrel	291346	250698	250698	250698	250698	250849	250849	291069	291069	250698	250415	291069
§ Spring, pinion retaining	256027	250691	250691	250691	250691	250848	250848	291077	291077	250691	250430	291077
Ring, barrel retaining	255815	291857	291857	291857	—	291857	291857	255815	255815	291857	—	255815
Cup, spring retaining	—	—	—	—	—	—	—	251444	251444	—	—	—
Sleeve and rubber	—	—	—	—	—	—	—	291059	291059	—	—	291059
§ Spring, main	270326	250404	250404	250404	250404	250404	250404	—	—	250404	250404	—
Washer, friction	—	—	—	—	—	—	—	291055	291055	—	—	291055
Plate, transmission	—	—	—	—	—	—	—	291057	291057	—	—	291057
Spring, cushioning	—	—	—	—	—	—	—	291056	291056	—	—	291056
§ Sleeve, screwed, with control nut	256409	250716	250716	250716	250716	250837	250837	291071	291071	250716	—	291071
Washer, thrust, control nut	291615	—	—	—	—	—	—	291038	291038	—	—	291038
Ring, jump	291616	—	—	—	—	—	—	—	—	—	—	—
Coupling, sleeve to screw shaft	—	—	—	—	—	—	—	291065	291065	—	—	291065
Pin, pilot, drive to shaft	—	—	—	—	—	—	—	291058	291058	—	—	291058
§ Nut, location	—	—	—	—	—	—	—	291042	291042	—	—	291042
Collar, location	291614	—	—	—	—	—	—	—	—	—	—	—
Circlip, collar location	—	—	—	—	—	—	—	—	—	—	—	—
Ring, collar retaining	—	—	—	—	—	—	—	—	—	—	—	—
Key, Woodruff	—	—	—	—	—	—	—	189345	189345	—	—	189345
§Collar, bearing	—	—	—	—	—	—	—	—	—	—	—	—
§Nut, shaft	—	291969	291969	291969	291969	291969	291969	—	—	291969	291969	—
Sleeve, buffer	—	—	—	—	—	—	—	—	—	—	—	—
Washer, buffer	158910	291970	291970	291970	291970	291970	291970	—	—	291970	256303	—
Washer assembly, spline and distance	—	292241	291971	291971	—	292241	291971	—	—	292241	—	—
§Bracket or frame, drive end	251006	250412	250412	250412	250412	250412	250412	251189	251189	250412	250412	250551
§ Bush, bearing	—	250678	250678	250678	250678	250678	250678	270883	270883	250678	250678	270883
§Bracket or frame, intermediate	‡251196	—	—	—	—	—	—	250550	250550	—	—	250550
§ Bush, bearing	‡256112	—	—	—	—	—	—	250528	250528	—	—	250528
Collar, armature location	—	—	—	—	—	—	—	—	—	—	—	—
Ring, armature location	—	—	—	—	—	—	—	—	—	—	—	—
Seal, oil	—	—	—	—	—	—	—	—	—	—	—	—
§Armature	251060	54250096	54250096	54250096	54250096	54250096	54250096	250549	250549	54250004	250414	250549
§Field coils, set	251089	251089	251089	251089	250974	251178	251178	251089	251089	251271	250462	250974
Terminal, field coils	54252850	54252850	54252850	54252850	54252850	54252850	54252850	54252850	54252850	54252850	255400	54252850
§Bolt, through fixing	228335	228335	228335	228335	228335	228335	228335	228336	228336	228335	228335	228335
§Sundry parts, set	256762	256762	256762	256762	256762	256762	256762	256762	256762	256762	256762	256762
§Switch, starter	—	—	—	—	—	—	—	—	—	—	—	—

STARTING MOTORS — M35, M45 AND M418 MODELS

25021 — 25033

Note. For replacement starter spare parts, see appropriate column under part number † When ordering, quote part number shown in brackets ‡ For use with split support post § Recommended spares for stock
 ¶ Bracket, testing ¶ Bearing, testing bracket

For illustrations, see pages N7-N11

continued

DETAILED SPARE PARTS

N14

25034 — 25063

STARTING MOTORS — M35, M45 AND M418 MODELS

Part No.	25034A/D M35G-1	25037A/B M35G-1	25037D M35G-1	25043A M35EL	25047A/B M35G	25050A/B M35G-1	25058A/D M35G	25058F M35G	25061A M35G-1	25061B M35G-1	25061E/F M35G-1	25063A M35G-1
Model	12	6	6	6	12	12	12	12	12	12	12	12
Voltage	Clock	Clock	Clock	Clock	Clock	Clock	Clock	Clock	Clock	Clock	Clock	Clock
Rotation	E.R.	E.R.	E.R.	E.R.	E.R.	E.R.	E.R.	E.R.	E.R.	E.R.	E.R.	E.R.
Earth or Insulated Return	—	—	—	—	—	—	—	—	—	—	—	—
Replaced by (see footnote)	—	—	—	—	—	—	—	—	—	—	—	—
§Cover band	250322	250322	250322	250322	250322	250322	250322	250322	251994	251994	251994	250322
Screw, cover band fixing	127584	127584	127584	127584	127584	127584	127584	127584	111059	111059	111059	127584
Nut, cover band fixing screw	169160	169160	169160	169160	169160	169160	169160	169160	200553	200553	200553	169160
§Cap, shaft	250599	250599	—	250314	250599	250599	250599	250599	250599	250599	54251835	250599
§Brushes, set	251108	251108	251108	255659	251108	251108	251108	251108	251108	251108	251108	251108
§Bracket or frame, commutator end	251104	251104	251935	250290	251104	251104	251104	251104	251104	251104	251935	—
§ Bush, bearing	250626	250626	251477	250626	250626	250626	250626	250626	250626	250626	251477	—
Nut, field terminal	—	—	—	—	—	—	—	—	—	—	—	—
Bush, insulating, fixing screw	—	—	—	—	—	—	—	—	—	—	—	—
§ Springs, set, brush tension	‡251109	‡251109	—	270004	‡251109	‡251109	‡251109	‡251109	‡251109	—	—	251109
§ Springs, set, brush tension	251942	251942	251942	—	251942	251942	251942	251942	251942	251942	251942	—
§Drive	—	—	—	—	—	—	—	—	—	—	—	—
Sleeve and drive head	—	—	—	—	—	—	—	—	—	—	—	—
§ Pinion and sleeve or barrel	250196	250415	250415	250307	250116	250415	250698	250698	250698	250698	250698	—
§ Spring, pinion retaining	250430	250430	250430	250391	250430	250430	250691	250691	250691	250691	250691	—
Ring, barrel retaining	—	—	—	—	—	—	291857	291857	291857	291857	291857	—
Guide, spring retaining	—	—	—	—	—	—	—	—	—	—	—	—
Cup, spring retaining	—	—	—	—	—	—	—	—	—	—	—	—
§ Sleeve and rubber	—	—	—	—	—	—	—	—	—	—	—	—
§ Spring, main	250652	250404	250404	250947	250652	250404	250404	250404	250404	250404	250404	—
Washer, friction	—	—	—	—	—	—	—	—	—	—	—	—
Plate, transmission	—	—	—	—	—	—	—	—	—	—	—	—
§ Spring, cushioning	—	—	—	—	—	—	—	—	—	—	—	—
§ Sleeve, screwed, with control nut	—	—	—	—	—	—	250716	250716	250716	250716	250716	—
Washer, thrust, control nut	—	—	—	—	—	—	—	—	—	—	—	—
Ring, jump	—	—	—	—	—	—	—	—	—	—	—	—
Coupling, sleeve to screw shaft	—	—	—	—	—	—	—	—	—	—	—	—
Pin, pilot, drive to shaft	—	—	—	—	—	—	—	—	—	—	—	—
Nut, location	—	—	—	—	—	—	—	—	—	—	—	—
Collar, location	—	—	—	—	—	—	—	—	—	—	—	—
Circlip, collar location	—	—	—	—	—	—	—	—	—	—	—	—
Ring, collar retaining	—	—	—	—	—	—	—	—	—	—	—	—
Key, Woodruff	—	—	—	—	—	—	—	—	—	—	—	—
§Collar, bearing	—	—	—	—	—	—	—	—	—	—	—	—
§Nut, shaft	291969	291969	291969	181300	291969	291969	291969	291969	291969	291969	291969	291969
Sleeve, buffer	256455	—	—	251072	256455	—	—	—	—	—	—	—
Washer, buffer	291277	256303	256303	158910	291277	256303	291970	291970	291970	291970	291970	—
Washer assembly, spline and distance	—	—	—	—	—	—	292241	291971	291971	291971	291971	—
§Bracket or frame, drive end	250412	250412	250412	251546	250412	250412	251760	251760	250412	250412	250412	—
§ Bush, bearing	250678	250678	250678	250641	250678	250678	250678	250678	250678	250678	250678	—
§Bracket or frame, intermediate	—	—	—	—	—	—	—	—	—	—	—	—
§ Bush, bearing	—	—	—	—	—	—	—	—	—	—	—	—
Collar, armature location	—	—	—	—	—	—	—	—	—	—	—	—
Ring, armature location	—	—	—	—	—	—	—	—	—	—	—	—
Seal, oil	—	—	—	—	—	—	188614	188614	—	—	—	—
§Armature	250248	250414	250414	250508	250248	251467	54250005	54250005	54250096	54250096	54250096	—
§Field coils, set	251089	251271	251271	250470	251089	251089	251089	251089	251089	251089	251089	—
Terminal, field coils	54252850	54252850	54252850	250244	54252850	54252850	54252850	54252850	54252850	54252850	54252850	—
§Bolt, through fixing	228335	228335	228335	250377	228335	228335	228335	228335	228335	228335	228335	—
§Sundry parts, set	256762	256762	256762	256762	256762	256762	256762	256762	256762	256762	256762	—
§Switch, starter (for details see page N29)	—	—	—	76439A	—	—	—	—	—	—	—	—

Note. For replacement starter spare parts, see appropriate column under part number ‡ For use with split support post § Recommended spares for stock

For illustrations, see pages N7-N11

continued

DETAILED SPARE PARTS

STARTING MOTORS — M35, M45 AND M418 MODELS

Part No.	25063B/D	25063E/F	25065A	25065B	25065D/E	25071A/D	25075A	25502A	‡25506A	‡25511D/E	25512A	25513A/D
Model	M35G-1	M35G-1	M35G-1	M35G-1	M35G-1	M35H	M35G-1	M418G	M418G	M418G	M418G	M418G
Voltage	12	12	12	12	12	12	12	12	12	12	12	12
Rotation	Clock	Clock	Clock	Clock	Clock	Clock	Clock	Anti-clock	Clock	Clock	Anti-clock	Clock
Earth or Insulated Return	E.R.	E.R.	E.R.	E.R.	E.R.	E.R.	E.R.	E.R.	E.R.	E.R.	E.R.	E.R.
Replaced by (see footnote)	—	—	—	—	—	—	—	—	—	(25526 & 76464)	—	—
§Cover band	250322	250322	250322	250322	250322	250322	250322	255557	255557	255557	255557	255557
Screw, cover band fixing	127584	127584	127584	127584	127584	127584	127584	127584	127584	127584	127584	127584
Nut, cover band fixing screw	169160	169160	169160	169160	169160	169160	169160	169160	169160	169160	169160	169160
§Cap, shaft	250599	—	250599	250599	—	—	—	255780	255780	255780	255780	—
§Brushes, set	251108	251108	251108	251108	251108	251108	251108	255659	255659	255659	255659	255659
§Bracket or frame, commutator end	—	—	251104	251104	251935	251935	251935	255478	255478	255478	255478	255478
§ Bush, bearing	—	—	250626	250626	251477	251477	251477	255491	255491	255491	255491	255491
§ Contact set	—	—	—	—	—	—	—	255912	255912	255912	255912	255912
Nut, field terminal	—	—	—	—	—	—	—	173820	173820	173820	173820	173820
Bush, insulating, fixing screw	—	—	—	—	—	—	—	164340	164340	164340	164340	164340
§ Springs, set, brush tension	—	—	—	—	—	—	—	270004	270004	270004	270004	270004
§ Springs, set, brush tension	251942	251942	251942	251942	251942	251942	251942	—	—	—	—	—
§Drive	—	—	—	—	—	—	—	—	—	291353	—	291070
Sleeve, screw-in	—	—	—	—	—	—	54250621	—	—	—	—	291052
§ Pinion and sleeve or barrel	—	—	250698	250698	250698	54250372	250698	255649	255194	291349	255263	291069
§ Spring, pinion retaining	—	—	250691	250691	250691	291932	250691	255728	255728	256027	255727	291077
Ring, barrel retaining	—	—	291857	291857	291857	—	291857	—	—	255815	—	255815
Spring, run-off	—	—	—	—	—	—	292065	—	—	—	—	—
Cup, spring support	—	—	—	—	—	—	292084	—	—	—	—	—
§ Sleeve and rubber	—	—	—	—	—	—	—	—	—	291585	—	291059
§ Spring, main	—	—	250404	250404	250404	250404	250404	270889	270889	—	270889	—
Washer, friction	—	—	—	—	—	—	—	—	—	255816	—	291055
Plate, retaining or transmission	—	—	—	—	—	—	292059	—	—	291362	—	—
Cup, return spring	—	—	—	—	—	—	291931	—	—	—	—	291056
§ Sleeve, screwed, with control nut	—	—	250716	250716	250716	—	250716	—	—	291351	—	291071
Washer, thrust, control nut	—	—	—	—	—	—	—	—	—	255813	—	291038
Sleeve, run-off spring	—	—	—	—	—	—	—	—	—	—	—	—
Coupling, sleeve to screw shaft	—	—	—	—	—	—	292071	—	—	—	—	291065
Pin, pilot, drive to shaft	—	—	—	—	—	—	—	—	—	255814	—	291058
Nut, location	—	—	—	—	—	—	—	—	—	—	—	291042
Collar, distance	—	—	—	—	—	—	291933	—	—	256482	—	—
Key, Woodruff	—	—	—	—	—	—	—	—	—	189345	—	189345
§Collar, bearing	—	—	—	—	—	—	—	255837	—	—	—	—
§Nut, shaft	291969	291969	291969	291969	291969	291969	291969	—	255851	—	255851	—
Sleeve, buffer	—	—	—	—	—	—	—	—	—	—	—	—
Washer, buffer	—	—	291970	291970	291970	292083	291970	291252	291252	158910	291252	—
Washer assembly, spline and distance	—	—	292241	291971	291971	—	291971	—	—	—	—	—
§Bracket or frame, drive end	—	—	250412	250412	250412	54250532	54250532	256133	255073	256550	255073	256445
§ Bush, bearing	—	—	250678	250678	250678	253316	253316	270883	270038	256112	270038	270883
§Bracket or frame, intermediate	—	—	—	—	—	—	—	—	—	—	—	255945
§ Bush, bearing	—	—	—	—	—	—	—	—	—	—	—	255853
Collar, armature location	—	—	—	—	—	—	—	—	—	—	—	—
Ring, armature location	—	—	—	—	—	—	—	—	—	—	—	—
Washer, thrust, drive end	—	—	—	—	—	—	158550	—	—	—	—	—
§Armature	—	—	54250096	54250096	54250096	54250822	54250096	256132	255463	256892	255463	256594
§Field coils, set	—	—	251089	251089	251089	54250820	251089	255626	256578	256578	256652	256578
Terminal, field coils	—	—	54252850	54252850	54252850	251730	54252850	255400	255400	255400	255400	255400
§Bolt, through fixing	—	—	228335	228335	228335	228335	228335	256009	256009	255459	256009	270131
§Sundry parts, set	—	—	256762	256762	256762	54251038	256762	256762	256762	256762	256762	256762
§Switch, starter	—	—	—	—	—	—	—	—	—	—	—	—

Note. For replacement starter spare parts, see appropriate column under part number † When ordering, quote part number shown in brackets ‡ Return for repair § Recommended spares for stock

DETAILED SPARE PARTS

N16

25514 - 25526

STARTING MOTORS - M35, M45 AND M418 MODELS

Part No.	25514A M418G	25514B/E M418G	25515A M418G	25515B/D M418G	25516A/E M418G	25518A/E M418G	25521A M418G	25521B/D M418G	†25522A/B M418G	†25523A/D M418G	†25524A M418G	25526A/J M418G
Model	12	12	6	6	12	12	12	12	12	12	12	12
Voltage	Clock	Clock	Clock	Clock	Anti-clock	Clock	Clock	Clock	Clock	Clock	Clock	Clock
Rotation	E.R.	E.R.	E.R.	E.R.	E.R.	E.R.	E.R.	E.R.	E.R.	E.R.	E.R.	E.R.
Earth or Insulated Return	—	—	—	—	—	—	—	—	(25521)	(25521)	(25533)	—
Replaced by (see footnote)												
§Cover band	255557	255557	255557	255557	255557	255557	255557	255557	255557	255557	255557	255557
Screw, cover band fixing	127584	127584	127584	127584	127584	127584	127584	127584	127584	127584	127584	127584
Nut, cover band fixing screw	169160	169160	169160	169160	169160	169160	169160	169160	169160	169160	169160	169160
§Cap, shaft	255780	255854	255854	255854	255854	—	—	255854	255854	255854	—	255854
§Brushes, set	255659	255659	255659	255659	255659	255659	255659	255659	255659	255659	255659	255659
§Bracket or frame, commutator end	255478	256748	256748	256748	256748	256748	255478	256748	256748	256748	255478	256748
§ Bush, bearing	255491	255491	255491	255491	255491	255491	255491	255491	255491	255491	255491	255491
§ Contact set	255912	—	—	—	—	—	—	255912	—	—	255912	—
Nut, field terminal	173820	—	—	—	—	—	—	173820	—	—	173820	—
Bush, insulating, fixing screw	164340	—	—	—	—	—	—	164340	—	—	164340	—
§ Springs, set, brush tension	270004	270004	270004	270004	270004	270004	270004	270004	270004	270004	270004	270004
§Drive	—	—	—	—	—	—	—	—	—	—	—	—
Sleeve and drive head	—	—	—	—	—	—	—	—	—	—	—	—
§ Pinion and sleeve or barrel	255672	255672	255941	255941	255093	291349	255649	255649	255649	255649	255194	291349
§ Spring, pinion retaining	255727	255727	256027	256027	—	256027	255728	255728	255728	255728	255728	256027
Ring, barrel retaining	—	—	255815	255815	—	—	255815	—	—	—	—	255815
Guide, spring retaining	—	—	—	—	—	—	—	—	—	—	—	—
Cup, spring retaining	—	—	—	—	—	—	291606	291606	—	—	—	—
Sleeve and rubber	290081	290081	255810	255810	—	—	255172	255172	—	—	—	—
§ Spring, main	—	—	—	—	270889	—	—	—	—	—	—	—
§ Washer, friction	290040	290040	255816	255816	—	—	—	—	—	—	—	—
§ Plate, transmission	291362	291362	291362	291362	—	—	—	—	—	—	—	—
§ Spring, cushioning	—	—	—	—	—	—	—	—	—	—	—	—
§ Sleeve, screwed, with control nut	—	—	255946	255946	—	—	—	—	—	—	—	—
Washer, thrust, control nut	—	—	255813	255813	—	—	—	—	—	—	—	—
Ring, jump	—	—	—	—	—	—	—	—	—	—	—	—
Coupling, sleeve to screw shaft	290039	290039	255814	255814	—	—	—	—	—	—	—	—
Pin, pilot, drive to shaft	—	—	—	—	—	—	—	—	—	—	—	—
Nut, location	—	—	255806	256482	—	—	—	—	—	—	—	—
Collar, location	—	—	—	—	—	—	—	—	—	—	—	—
Circlip, collar location	—	—	—	—	—	—	—	—	—	—	—	—
Ring, collar retaining	—	—	—	—	—	—	—	—	—	—	—	—
Key, Woodruff	189345	189345	189345	189345	—	—	—	—	—	—	—	—
§Collar, bearing	255837	255837	—	—	255837	—	—	—	—	—	—	—
§Nut, shaft	—	—	—	—	—	—	—	—	—	—	—	—
Sleeve, buffer	—	—	—	—	—	256304	—	255851	255851	255851	255851	—
Washer, buffer	—	—	—	—	—	291252	—	—	—	—	—	—
Washer assembly, spline and distance	—	—	—	—	—	—	291252	291252	291252	291252	291252	—
§Bracket or frame, drive end	255673	255673	256462	256462	255621	256476	256495	256495	255073	255073	255073	256550
§ Bush, bearing	270883	270883	256112	256112	270883	—	270038	270038	270038	270038	270038	256112
§Bracket or frame, intermediate	255945	255945	—	—	255886	—	—	—	—	—	—	—
§ Bush, bearing	255853	255853	—	—	255853	—	—	—	—	—	—	—
Collar, armature location	—	—	—	—	—	—	—	—	—	—	—	—
Ring, armature location	—	—	—	—	—	—	—	—	—	—	—	—
Seal, oil	—	—	—	—	—	—	—	—	—	—	—	—
§Armature	255863	255863	256490	256490	255620	256575	255463	255463	255463	255463	255463	256889
§Field coils, set	256578	256578	255858	255858	256051	256578	256578	256578	256578	256578	256578	256578
Terminal, field coils	255400	256745	255835	255835	—	256745	255400	256745	256745	256745	255400	256745
§Bolt, through fixing	270131	270131	255459	270131	255459	256009	256009	256009	256009	256009	256009	270131
§Sundry parts, set	256762	256762	256762	256762	256762	256762	256762	256762	256762	256762	256762	256762
§Switch, starter	—	—	—	—	—	—	—	—	—	—	—	—

Note. For replacement starter spare parts, see appropriate column under part number † When ordering, quote part number shown in brackets ‡ Bracket, testing § Recommended spares for stock
 || Bearing, testing bracket

DETAILED SPARE PARTS

Part No.	25526K	25526L	25529A/E	25531A/D	†25532A/B	25533A/D	25535A	25536A	25541A/D	25541E	25541F/H	25549A/D
Model	M418G	M418G	M418G	M418G	M418G	M418G	M418G	M418G	M418G	M418G	M418G	M418G
Voltage	12	12	12	12	12	12	12	6	12	12	12	12
Rotation	Clock	Clock	Clock	Anti-clock	Clock	Clock	Clock	Anti-clock	Clock	Clock	Clock	Anti-clock
Earth or Insulated Return	E.R.	E.R.	E.R.	E.R.	E.R.	E.R.	E.R.	E.R.	E.R.	E.R.	E.R.	E.R.
Replaced by (see footnote)	—	—	—	—	(25514)	—	—	—	—	—	—	—
§Cover band	255557	255557	255557	255557	255557	255557	255557	255557	255557	255557	255557	255557
Screw, cover band fixing	127584	127584	127584	127584	127584	127584	127584	127584	127584	127584	127584	127584
Nut, cover band fixing screw	169160	169160	169160	169160	169160	169160	169160	169160	169160	169160	169160	169160
§Cap, shaft	255854	255854	255854	255854	255854	255854	—	255854	255854	255854	255854	255854
§Brushes, set	255659	255659	255659	255659	255659	255659	255659	255659	255659	255659	255659	255659
§Bracket or frame, commutator end	256748	256748	256748	256748	256748	256748	255478	256748	256748	256748	256748	257003
§ Bush, bearing	255491	255491	255491	255491	255491	255491	255491	255491	255491	255491	255491	255491
§ Contact set	—	—	—	—	—	—	255912	—	—	—	—	—
Nut, field terminal	—	—	—	—	—	—	173820	—	—	—	—	—
Bush, insulating, fixing screw	—	—	—	—	—	—	164340	—	—	—	—	—
§ Springs, set, brush tension	270004	270004	270004	270004	270004	270004	270004	270004	270004	270004	270004	270004
§ Springs, set, brush tension	—	—	—	—	—	—	—	—	—	—	—	—
§Drive	291672	291672	291380	—	—	—	—	—	291568	291591	291485	291089
Sleeve and drive head	—	—	54251057	—	—	—	—	—	—	—	—	54251057
§ Pinion and sleeve or barrel	291349	291349	291101	255649	255182	255194	255649	255165	291562	291562	291562	291050
§ Spring, pinion retaining	256027	256027	291541	255728	255727	255728	255728	—	256027	256027	256027	291541
§ Ring, barrel retaining	255815	255815	255815	—	—	—	—	—	255815	255815	255815	255815
Cup, spring retaining	—	—	—	—	—	—	—	—	—	—	—	—
§ Sleeve and rubber	291585	291585	—	—	—	—	—	—	291585	291585	291585	—
§ Spring, main	—	—	291043	270889	270889	270889	270889	250652	—	—	—	291043
§ Washer, friction	255816	255816	—	—	—	—	—	—	255816	255816	255816	—
§ Plate, transmission	256864	256864	—	—	—	—	—	—	291362	256864	256864	—
§ Spring, cushioning	—	—	291034	—	—	—	—	—	—	—	291361	291034
§ Sleeve, screwed, with control nut	291351	291351	291088	—	—	—	—	—	291351	291351	291351	291088
§ Washer, thrust, control nut	255813	255813	291038	—	—	—	—	—	255813	255813	291615	291038
§ Ring, jump	—	291616	—	—	—	—	—	—	—	—	291616	†291037
§ Coupling, sleeve to screw shaft	255814	255814	—	—	—	—	—	—	255814	255814	255814	—
§ Pin, pilot, drive to shaft	—	—	291036	—	—	—	—	—	—	—	—	292020
§ Nut, location	256482	—	291042	—	—	—	—	—	256482	256482	—	291042
§ Collar, location	—	291614	291608	—	—	—	—	—	—	—	291614	291608
§ Circlip, collar location	—	—	—	—	—	—	—	—	—	—	—	—
§ Ring, collar retaining	—	—	291609	—	—	—	—	—	—	—	—	291786
§ Key, Woodruff	—	—	189345	—	—	—	—	—	189345	189345	—	—
§Collar, bearing	—	—	—	255837	255837	—	—	255837	—	—	—	—
§Nut, shaft	—	—	—	—	—	255851	255851	—	—	—	—	—
§Sleeve, buffer	—	—	—	—	—	—	—	—	—	—	—	—
§Washer, buffer	—	—	—	291252	291252	291252	291252	256303	—	—	—	—
§Washer assembly, spline and distance	—	—	—	—	—	—	—	—	—	—	—	—
§Bracket or frame, drive end	256550	256550	256495	256133	255673	256495	255073	255191	256550	256550	256550	256999
§ Bush, bearing	256112	256112	270038	270883	270883	270038	270038	270883	256112	256112	256112	54251754
§Bracket or frame, intermediate	—	—	—	—	255886	—	—	255886	—	—	—	255945
§ Bush, bearing	—	—	—	—	255853	—	—	255853	—	—	—	255853
§Collar, armature location	—	—	—	—	—	—	—	—	—	—	—	—
§Ring, armature location	—	—	—	—	—	—	—	—	—	—	—	—
§Seal, oil	—	—	—	—	—	—	—	—	—	—	—	—
§Armature	256889	256935	256650	256132	255620	255463	255463	255867	256889	256889	256935	256594
§Field coils, set	256578	256578	256578	256652	256578	256578	256578	255473	256578	256578	256578	256652
Terminal, field coils	256745	256745	256745	256745	256745	256745	255400	255835	256745	256745	256745	256745
§Bolt, through fixing	270131	270131	255459	256009	270131	255459	256009	270131	270131	270131	270131	270131
§Sundry parts, set	256762	256762	256762	256762	256762	256762	256762	256762	256762	256762	256762	256762
§Switch, starter	—	—	—	—	—	—	—	—	—	—	—	—

STARTING MOTORS — M35, M45 AND M418 MODELS

25526 — 25549

Note. For replacement starter spare parts, see appropriate column under part number † When ordering, quote part number shown in brackets ‡ Washer, head, thrust § Recommended spares for stock

N17

For illustrations, see pages N7-N11

continued

DETAILED SPARE PARTS

N18

25550 — 26033

STARTING MOTORS — M35, M45 AND M418 MODELS

Part No.	25550A	25551A	25553A/B	25557A	26008A/B	26009A/D	26023A/E	26025A/H	26026A/B	26032A	26032B	26033A/B
Model	M418G	M418G	M418G	M418G	M45G	M45G	M45G	M45G	M45G	M45G	M45G	M45G
Voltage	12	12	12	12	12	6	12	12	12	12	12	12
Rotation	Clock	Clock	Anti-clock	Clock	Clock	Clock	Clock	Clock	Clock	Clock	Clock	Clock
Earth or Insulated Return	E.R.	E.R.	E.R.	E.R.	E.R.	E.R.	E.R.	E.R.	E.R.	E.R.	E.R.	E.R.
Replaced by (see footnote)	—	—	—	—	—	—	—	—	—	—	—	—
§Cover band	255557	255557	255557	255557	270294	270538	271276	270294	270294	271578	270294	271276
Screw, cover band fixing	127584	127584	127584	127584	127584	127584	127584	127584	127584	127584	127584	111050
Nut, cover band fixing screw	169160	169160	169160	169160	169160	169160	169160	169160	169160	169160	169160	200553
§Cap, shaft	255854	255780	255854	255854	255780	—	—	255780	255780	255854	255854	—
§Brushes, set	255659	255659	255659	255659	255659	255659	271050	255659	255659	255659	255659	271050
§Bracket or frame, commutator end	256748	255478	256748	256748	271552	271293	271048	271552	271552	271305	271305	271048
§ Bush, bearing	255491	255491	255491	255491	255491	270330	189295	255491	255491	255491	255491	189295
§ Contact set	—	255912	—	—	255912	—	—	255912	255912	—	—	—
Nut, field terminal	—	173820	—	—	173820	—	—	173820	173820	—	—	—
Bush, insulating, fixing screw	—	164340	—	—	164340	—	—	164340	164340	—	—	—
§ Springs, set, brush tension	270004	270004	270004	270004	270004	270004	271051	270004	270004	270004	270004	271051
§Drive	—	—	—	—	—	—	—	291358	291105	—	—	—
Sleeve and drive head	—	—	—	—	—	—	—	291052	291101	—	—	—
Pinion and sleeve or barrel	291806	255489	255649	292042	255194	270029	—	291384	291101	255649	255649	—
Spring, pinion retaining	255728	250429	255728	255728	255729	270078	—	256027	291081	255728	255728	—
Ring, barrel retaining	—	—	—	—	—	—	—	255815	255815	—	—	—
Cup, spring retaining	—	—	—	—	—	—	—	—	—	—	—	—
§ Sleeve and rubber	—	—	—	—	—	—	—	291585	291059	—	—	—
§ Spring, main	270889	250652	270889	291835	270889	270326	—	—	—	270889	270889	—
Washer, friction	—	—	—	—	—	—	—	255816	291055	—	—	—
Plate, transmission	—	—	—	—	—	—	—	291362	291057	—	—	—
§ Spring, cushioning	—	—	—	—	—	—	—	—	291056	—	—	—
§ Sleeve, screwed, with control nut	—	—	—	—	—	—	—	291351	291084	—	—	—
Washer, thrust, control nut	—	—	—	—	—	—	—	255813	291038	—	—	—
Ring, jump	—	—	—	—	—	—	—	—	—	—	—	—
Coupling, sleeve to screw shaft	—	—	—	—	—	—	—	255814	291065	—	—	—
Pin, pilot, drive to shaft	—	—	—	—	—	—	—	—	291058	—	—	—
Nut, location	—	—	—	—	—	—	—	256482	291042	—	—	—
Collar, location	—	—	—	—	—	—	—	—	—	—	—	—
Circlip, collar location	—	—	—	—	—	—	—	—	—	—	—	—
Ring, collar retaining	—	—	—	—	—	—	—	—	—	—	—	—
Key, Woodruff	—	—	—	—	—	—	—	189345	189345	—	—	—
§Collar, bearing	—	255837	255837	—	—	—	—	—	—	—	—	—
§Nut, shaft	255851	—	—	255851	255851	181300	—	—	—	255851	255851	178920
Sleeve, buffer	—	—	—	—	—	—	—	—	—	—	—	—
Washer, buffer	291252	291277	291252	—	291252	158910	—	—	—	291252	291252	—
Washer assembly, spline and distance	—	—	—	—	—	—	—	—	—	—	—	—
§Bracket or frame, drive end	256495	255480	257067	256495	271221	271294	271047	271325	270258	270370	270370	271047
§ Bush, bearing	270038	270883	270038	270038	270038	270017	189308	256112	270038	270038	270038	189308
§Bracket or frame, intermediate	—	255886	—	—	—	—	—	—	—	—	—	—
§ Bush, bearing	—	255853	—	—	—	—	—	—	—	—	—	—
Collar, armature location	—	—	—	—	—	—	—	—	—	—	—	—
Ring, armature location	—	—	—	—	—	—	—	—	—	—	—	—
Seal, oil	—	—	—	—	—	—	—	—	—	—	—	—
§Armature	255463	255840	256132	255463	270482	270335	270931	271402	270532	270482	270482	270931
§Field coils, set	256578	256578	256652	256578	270214	270340	271950	270214	270214	271306	271306	271950
Terminal, field coils	256745	255400	256745	256745	255400	250244	271053	255400	255400	255835	255835	271053
§Bolt, through fixing	255459	255459	256009	255459	255459	270329	255459	255459	255459	255459	255459	255459
§Sundry parts, set	256762	256762	256762	256762	256762	256762	256762	256762	256762	256762	256762	256762
§Switch, starter	—	—	—	—	—	—	—	—	—	—	—	—

Note. For replacement starter spare parts, see appropriate column under part number § Recommended spares for stock

For illustrations, see pages N7-N11

continued

DETAILED SPARE PARTS

Part No.	†26035A	26038A	26040A	26041B	26042E	26043A	26045A	26050A	26054A	26055A	†26057A	26060A
Model	M45G	M45G	M45G	M45G	M45G	M45G	M45G	M45G	M45G	M45G	M45G	M45G
Voltage	12	12	12	12	12	12	12	12	12	6	12	12
Rotation	Clock	Clock	Clock	Clock	Clock	Clock	Clock	Clock	Clock	Clock	Clock	Clock
Earth or Insulated Return	E.R.	E.R.	E.R.	E.R.	E.R.	E.R.	E.R.	E.R.	E.R.	E.R.	E.R.	E.R.
Replaced by (see footnote)	(26041 & 76464)	—	—	—	—	—	—	—	—	—	(26038 & 76464)	—
§Cover band	270294	270294	270294	270294	270294	270294	270294	270294	270294	270294	270294	270538
Screw, cover band fixing	127584	127584	127584	127584	127584	127584	127584	127584	127584	127584	127584	127584
Nut, cover band fixing screw	169160	169160	169160	169160	169160	169160	169160	169160	169160	169160	169160	169160
§Cap, shaft	255854	255854	255854	255854	255854	255854	255854	255854	255780	255780	255780	—
§Brushes, set	255659	255659	255659	255659	255659	255659	255659	255659	255659	255659	255659	255659
§Bracket or frame, commutator end	271552	271305	271305	271305	271305	271305	271305	271305	271305	271552	271552	270562
§ Bush, bearing	255491	255491	255491	255491	255491	255491	255491	255491	255491	255491	255491	270330
§ Contact set	—	—	—	—	—	—	—	—	—	—	—	—
Nut, field terminal	—	—	—	—	—	—	—	—	—	173820	173820	—
Bush, insulating, fixing screw	—	—	—	—	—	—	—	—	—	164340	164340	—
§ Springs, set, brush tension	270004	270004	270004	270004	270004	270004	270004	270004	270004	270004	270004	270004
§Drive	291380	—	—	291380	291105	—	—	—	—	—	—	291089
Sleeve and drive head	54251057	—	—	54251057	291052	—	—	—	—	—	—	54251057
§ Pinion and sleeve or barrel	291101	255194	263011	291101	291101	255649	291101	291426	255263	255263	255194	291050
§ Spring, pinion retaining	291541	255728	—	291541	291081	255728	291081	291550	255727	255727	255728	291541
§ Ring, barrel retaining	255815	—	—	255815	255815	—	255815	255815	—	—	—	255815
Guide, spring retaining	—	—	—	—	—	291606	—	—	—	—	—	—
Cup, spring retaining	—	—	—	—	—	255172	—	—	—	—	—	—
§ Sleeve and rubber	—	—	—	—	291059	—	291059	—	—	—	—	—
§ Spring, main	291043	270889	270889	291043	—	270889	—	291448	270889	270889	270889	291043
Washer, friction	—	—	—	—	291055	—	291055	—	—	—	—	163675
Plate, transmission	—	—	—	—	291057	—	291057	—	—	—	—	291479
§ Spring, cushioning	291034	—	—	291034	291056	—	291056	291034	—	—	—	291034
§ Sleeve, screwed, with control nut	291088	—	—	291088	291084	—	291084	291458	—	—	—	291088
Washer, thrust, control nut	291038	—	—	291038	291038	—	291038	291038	—	—	—	291038
Ring, jump	‡291037	—	—	‡291037	—	—	—	—	—	—	—	—
Coupling, sleeve to screw shaft	—	—	—	—	291065	—	291065	—	—	—	—	—
Pin, pilot, drive to shaft	291036	—	—	291036	291058	—	291058	291036	—	—	—	291036
Nut, location	—	—	—	—	291042	—	291042	291042	—	—	—	291042
Collar, location	291608	—	—	291608	—	—	—	—	—	—	—	—
Circlip, collar location	—	—	—	—	—	—	—	—	—	—	—	—
Ring, collar retaining	291786	—	—	291786	—	—	—	—	—	—	—	—
Key, Woodruff	189345	—	—	189345	189345	—	189345	189345	—	—	—	189345
§Collar, bearing	—	—	255837	—	—	—	—	—	255837	255837	—	—
§Nut, shaft	—	255851	—	291042	—	255851	—	—	—	—	255851	—
Sleeve, buffer	—	—	—	—	—	—	—	—	—	—	—	—
Washer, buffer	—	291252	291252	—	—	291252	—	—	256302	291252	291252	—
Washer assembly, spline and distance	—	—	—	—	—	—	—	—	256424	—	—	—
§Bracket or frame, drive end	270258	270258	271279	270258	271458	270258	271221	271943	270207	270207	270258	270520
§ Bush, bearing	270038	270038	270883	270038	270038	270038	270038	256112	270883	270883	270038	270882
§Bracket or frame, intermediate	—	—	270480	—	—	—	—	—	270480	270480	—	—
§ Bush, bearing	—	—	255853	—	—	—	—	—	255853	255853	—	—
Ring, armature location	—	—	—	—	—	—	—	—	—	—	—	—
Seal, oil	—	—	188613	—	—	—	—	—	—	—	—	—
§Armature	270532	270482	270406	270532	270532	270482	270532	271528	270406	270387	270482	270470
§Field coils, set	270214	271306	271306	271306	271306	271306	271306	271306	270214	270362	270214	270643
Terminal, field coils	255400	255835	255835	255835	255400	255835	255835	255400	255400	255457	255400	270356
§Bolt, through fixing	255459	255459	270131	255459	255459	255459	255459	255459	255459	270131	255459	270346
§Sundry parts, set	256762	256762	256762	256762	256762	256762	256762	256762	256762	256762	256762	256762
§Switch, starter	—	—	—	—	—	—	—	—	—	—	—	—

Note. For replacement starter spare parts, see appropriate column under part number † When ordering, quote part number shown in brackets ‡ Washer, head, thrust § Recommended spares for stock

STARTING MOTORS — M35, M45 AND M418 MODELS

26035 — 26060

For illustrations, see pages N7-N11

continued

N19

DETAILED SPARE PARTS

N20

26061 — 26120

STARTING MOTORS — M35, M45 AND M418 MODELS

Part No.	26061A	26062A	26066A	26077A	†26085A	26086A/B	26094A	26095A	26097A/D	26100A/B	†26104A	26120A
Model	M45G	M45G	M45G	M45G	M45G	M45G	M45G	M45G	M45G	M45G	M45G	M45G
Voltage	12	12	12	12	12	12	12	12	12	12	12	12
Rotation	Clock	Clock	Clock	Clock	Clock	Clock	Clock	Clock	Clock	Clock	Clock	Clock
Earth or Insulated Return	E.R.	E.R.	I.R.	E.R.	E.R.	E.R.	E.R.	E.R.	E.R.	E.R.	E.R.	E.R.
Replaced by (see footnote)	—	—	—	—	(26097)	—	—	—	—	—	(26123)	—
§Cover band	270294	270294	238781	270294	270294	270294	270294	271276	270294	270294	271276	238781
Screw, cover band fixing	127584	127584	127584	127584	127584	127584	127584	111059	127584	127584	111059	127584
Nut, cover band fixing screw	169160	169160	169160	169160	169160	169160	169160	169160	169160	169160	200553	169160
§Cap, shaft	255854	255854	255854	255854	255854	255854	255854	—	255854	255854	—	—
§Brushes, set	255659	255659	271365	255659	255659	255659	255659	271050	255659	255659	271050	271050
§Bracket or frame, commutator end	271305	271305	271420	271552	271305	271305	271305	271048	271305	271305	271048	271048
§ Bush, bearing	255491	255491	255491	255491	255491	255491	255491	189295	255491	255491	189295	189295
§ Contact set	—	—	—	255912	—	—	—	—	—	—	—	—
Nut, field terminal	—	—	—	173820	—	—	—	—	—	—	—	—
Bush, insulating, fixing screw	—	—	—	164340	—	—	—	—	—	—	—	—
§ Springs, set, brush tension	270004	270004	270004	270004	270004	270004	270004	271051	270004	270004	271051	271051
§Drive	—	291380	—	291551	291551	291551	291574	—	291551	291457	—	—
Sleeve and drive head	—	54251057	—	54251057	54251057	54251057	54251057	—	54251057	54251057	—	—
§ Pinion and sleeve or barrel	255182	291101	255194	291104	291104	291104	291573	—	291104	291426	—	—
§ Spring, pinion retaining	255727	291541	255728	291550	291550	291550	291541	—	291550	291550	—	—
Ring, barrel retaining	—	255815	—	255815	255815	255815	255815	—	255815	255815	—	—
Guide, spring retaining	255174	—	291606	—	—	—	—	—	—	—	—	—
Cup, spring retaining	255172	—	255172	—	—	—	—	—	—	—	—	—
§ Spring, main	270889	291043	270889	291448	291448	291448	291043	—	291448	291448	—	—
Washer, friction	—	—	—	—	—	—	—	—	—	—	—	—
Plate, transmission	—	—	—	—	—	—	—	—	—	—	—	—
§ Spring, cushioning	—	291034	—	291034	291034	291034	291034	—	291034	291034	—	—
§ Sleeve, screwed, with control nut	—	291088	—	291458	291458	291458	291088	—	291458	291458	—	—
Washer, thrust, control nut	—	291038	—	291038	291038	291038	291038	—	291038	291038	—	—
Ring, jump	—	‡291037	—	‡291037	‡291037	‡291037	‡291037	—	‡291037	‡291037	—	—
Coupling, sleeve to screw shaft	—	—	—	—	—	—	—	—	—	—	—	—
Pin, pilot, drive to shaft	—	291036	—	291036	291036	291036	291036	—	291036	291036	—	—
Nut, location	—	—	—	—	291042	—	—	—	—	—	—	—
Collar, location	—	291608	—	291608	291608	291608	291608	—	291608	291608	—	—
Circlip, collar location	—	—	—	—	—	—	—	—	—	—	—	—
Ring, collar retaining	—	291786	—	291786	291609	291786	291786	—	291786	291786	—	—
Key, Woodruff	—	189345	—	189345	189345	189345	189345	—	189345	189345	—	—
§Collar, bearing	255837	—	—	—	—	—	—	—	—	—	—	—
§Nut, shaft	—	—	255851	—	—	—	—	—	—	—	—	—
Sleeve, buffer	—	—	—	—	—	—	—	—	—	—	—	—
Washer, buffer	291252	—	291252	—	—	—	—	—	—	—	—	—
Washer assembly, spline and distance	—	—	—	—	—	—	—	—	—	—	—	—
§Bracket or frame, drive end	271197	271458	270258	271774	271939	271774	270258	271928	271939	271943	271994	271928
§ Bush, bearing	270883	270038	270038	256112	256112	256112	270038	189308	256112	256112	189308	189308
§Bracket or frame, intermediate	270480	—	—	270480	270480	270480	—	—	270480	—	—	—
§ Bush, bearing	255853	—	—	255853	255853	255853	—	—	255853	—	—	—
Collar, armature location	—	—	—	—	—	—	—	—	—	—	—	—
Ring, armature location	—	—	—	—	—	—	—	—	—	—	—	—
Seal, oil	—	—	—	—	—	—	—	—	—	—	—	—
§Armature	270406	270532	270482	271780	271780	271780	270532	270931	271780	271528	271997	270931
§Field coils, set	271306	271306	271306	270214	271306	271306	271306	271950	271306	271306	271950	271950
Terminal, field coils	255835	255835	255835	255400	255835	255835	255835	271053	255835	255835	271053	271053
Terminal, main	—	—	—	271429	—	—	—	—	—	—	—	—
§Bolt, through fixing	270131	255459	255459	270131	270131	270131	255459	255459	270131	255459	255459	255459
§Sundry parts, set	256762	256762	256762	256762	256762	256762	256762	256762	256762	256762	256762	256762
§Switch, starter	—	—	—	—	—	—	—	—	—	—	—	—

Note. For replacement starter spare parts, see appropriate column under part number † When ordering, quote part number shown in brackets ‡ Washer, head, thrust § Recommended spares for stock

For illustrations, see pages N7-N11

continued

DETAILED SPARE PARTS

Part No.	26123A	26140A	26164A/B	†250231	†250405	†250498	†250542	†250603	†255273	†255376	†255378	†255666
Model	M45G	M45G	M45G	M35G	M35G	M35EL	M35G	M35G	M418A-3	M418G	M418G	M418G
Voltage	12	12	12	12	6	12	12	12	12	12	12	12
Rotation	Clock	Clock	Clock	Clock	Clock	Clock	Clock	Clock	Anti-clock	Clock	Clock	Clock
Earth or Insulated Return	E.R.	E.R.	E.R.	E.R.	E.R.	E.R.	E.R.	E.R.	E.R.	E.R.	E.R.	E.R.
Replaced by (see footnote)	—	—	—	(25017)	(25032)	(25043)	(25033)	(25016)	(25502 & 76428)	(25551)	(25535)	(25514)
§Cover band	270294	270294	270294	250322	250322	250322	250322	250322	255557	255557	255557	255557
Screw, cover band fixing	127584	127584	127584	127584	127584	127584	127584	127584	111059	127584	127584	127584
Nut, cover band fixing screw	169160	169160	169160	169160	169160	169160	169160	169160	200553	169160	169160	169160
§Cap, shaft	255854	255854	255854	255780	255780	250314	250599	255780	255884	255780	255780	255780
§Brushes, set	255659	255659	255659	255659	255659	255659	255659	255659	255240	255659	255659	255659
§Bracket or frame, commutator end	271305	271305	271305	250291	250291	250290	250552	250291	257051	255478	255478	255478
§ Bush, bearing	255491	255491	255491	250626	250626	250626	250626	250626	256112	255491	255491	255491
§ Contact set	—	—	—	255912	255912	—	—	255912	—	255912	255912	255912
Nut, field terminal	—	—	—	173820	173820	—	—	173820	—	173820	173820	173820
Bush, insulating, fixing screw	—	—	—	164340	164340	—	—	164340	—	164340	164340	164340
§ Springs, set, brush tension	270004	270004	270004	270004	270004	270004	270004	270004	255112	270004	270004	270004
§Drive	—	—	—	—	—	—	—	291070	—	—	—	—
Sleeve and drive head	—	—	—	—	—	—	—	291052	—	—	—	—
§ Pinion and sleeve or barrel	—	255649	255194	250196	250415	250307	291069	250607	255262	255489	255649	255672
§ Spring, pinion retaining	—	255728	255728	250430	250430	250391	291077	250430	255728	250429	255728	255727
Ring, barrel retaining	—	—	—	—	—	—	255815	—	—	—	—	—
Guide, spring retaining	—	—	291606	—	—	—	—	—	—	—	—	—
Cup, spring retaining	—	—	255172	—	—	—	—	—	—	—	—	—
§ Sleeve and rubber	—	—	—	—	—	—	—	291059	—	—	—	290081
§ Spring, main	—	270889	270889	250652	250404	250947	—	250652	270889	250652	270889	—
Washer, friction	—	—	—	—	—	—	—	291055	—	—	—	290040
Plate, transmission	—	—	—	—	—	—	—	291057	—	—	—	291362
§ Spring, cushioning	—	—	—	—	—	—	—	291056	—	—	—	—
§ Sleeve, screwed, with control nut	—	—	—	—	—	—	—	291071	—	—	—	—
Washer, thrust, control nut	—	—	—	—	—	—	—	291038	—	—	—	290069
Coupling, sleeve to screw shaft	—	—	—	—	—	—	—	291065	—	—	—	290039
Pin, pilot, drive to shaft	—	—	—	—	—	—	—	291058	—	—	—	—
Nut, location	—	—	—	—	—	—	—	291042	—	—	—	—
Circlip, collar location	—	—	—	—	—	—	—	—	—	—	—	—
Ring, collar retaining	—	—	—	—	—	—	—	—	—	—	—	—
Key, Woodruff	—	—	—	—	—	—	189345	—	—	—	—	189345
§Collar, bearing	—	—	—	—	—	—	—	—	255837	255837	—	255837
§ Nut, shaft	—	255851	255851	291969	291969	181300	—	291969	—	—	255851	—
Sleeve, buffer	—	—	—	—	—	—	—	256455	—	—	—	—
Washer, buffer	—	—	291252	—	256303	251057	—	291277	256302	291277	291252	—
Washer assembly, spline and distance	—	—	—	—	—	—	—	—	—	—	—	—
§Bracket or frame, drive end	271994	271458	271458	250292	250412	251380	250551	250292	256133	255480	255073	255673
§ Bush, bearing	189308	270038	270038	250678	250678	250641	270883	250678	270883	270883	270038	270883
§Bracket or frame, intermediate	—	—	—	—	—	—	250550	—	—	255886	—	255945
§ Bush, bearing	—	—	—	—	—	—	250528	—	—	255853	—	255853
Collar, armature location	—	—	—	—	—	—	—	—	—	—	—	—
Ring, armature location	—	—	—	—	—	—	—	—	—	—	—	—
Seal, oil	—	—	—	—	—	—	—	—	—	—	—	—
§Armature	272224	270482	270482	250248	250414	250508	250549	250248	255259	255840	255463	255863
§Field coils, set	271306	271306	270214	250868	250462	250470	250974	250868	255066	256578	256578	256578
Terminal, field coils	255835	255835	255835	255400	255400	—	54252850	255400	256396	255400	255400	255400
Terminal, main	—	—	—	—	—	250244	—	—	—	—	—	—
§Bolt, through fixing	255459	255459	255459	228335	228335	250377	228335	228335	256009	255459	256009	255459
§Sundry parts, set	256762	256762	256762	256762	256762	256762	256762	256762	256762	256762	256762	256762
§Switch, starter (for details, see page N29)	—	—	—	—	—	76439A	—	—	76439A	—	—	—

STARTING MOTORS — M35, M45 AND M418 MODELS

26123 — 255666

Note. For replacement starter spare parts, see appropriate column under part number † When ordering, quote part number shown in brackets ‡ Recommended spares for stock

DETAILED SPARE PARTS

N22

255721 — 270383

STARTING MOTORS — M35, M45 AND M418 MODELS

Part No.	†255721	†255857	†255901	†255986	†255998	†256011	†256044	†270064	†270244	†270299	†270301	†270383
Model	M418G	M418G	M418G	M418G	M418G	M418G	M418G	M45G	M45G	M45G	M45G	M45G
Voltage	12	12	6	12	6	12	12	12	12	12	6	6
Rotation	Clock	Clock	Anti-clock	Clock	Clock	Clock	Anti-clock	Clock	Clock	Clock	Clock	Clock
Earth or Insulated Return	E.R.	E.R.	E.R.	E.R.	E.R.	E.R.	E.R.	E.R.	E.R.	E.R.	E.R.	E.R.
Replaced by (see footnote)	(25535)	(25514)	(25536)	(25535 & 76022)	(25515)	(25514)	(25516 & 76439)	(26054)	(26038 & 76465)	(26038 & 76465)	(26009)	(26055)
§Cover band	255557	255557	255557	255557	255557	255557	255557	270294	270294	271578	270538	270294
Screw, cover band fixing	127584	127584	127584	127584	127584	127584	127584	127584	127584	127584	127584	127584
Nut, cover band fixing screw	169160	169160	169160	169160	169160	169160	169160	169160	169160	169160	169160	169160
§Cap, shaft	255780	255780	255854	255780	255854	255780	255854	255780	255780	255780	—	255780
§Brushes, set	255659	255659	255659	255659	255659	255659	255659	255659	255659	255659	255659	255659
§Bracket or frame, commutator end	255478	255478	256748	255478	256748	255478	256748	271552	271552	271552	271293	271552
§ Bush, bearing	255491	255491	255491	255491	255491	255491	255491	255491	255491	255491	270330	255491
§ Contact set	255912	255912	—	255912	—	255912	—	255912	255912	255912	—	255912
Nut, field terminal	173820	173820	—	173820	—	173820	—	173820	173820	173820	—	173820
Bush, insulating, fixing screw	164340	164340	—	164340	—	164340	—	164340	164340	164340	—	164340
§ Springs, set, brush tension	270004	270004	270004	270004	270004	270004	270004	270004	270004	270004	270004	270004
Sleeve and drive head	—	—	—	—	—	—	—	—	—	—	—	—
§ Pinion and sleeve or barrel	255649	255263	255165	255649	255941	255182	255093	255263	255194	255194	270029	255263
§ Spring, pinion retaining	255728	255727	—	255728	256027	255727	—	255727	255728	255728	270078	255727
Ring, barrel retaining	—	—	—	—	—	—	255815	—	—	—	—	—
Guide, spring retaining	—	—	—	—	—	—	—	—	—	—	—	—
Cup, spring retaining	—	—	—	—	—	—	—	—	—	—	—	—
§ Sleeve and rubber	—	—	—	—	—	255810	—	—	—	—	—	—
§ Spring, main	270889	270889	250652	270889	—	270889	270889	270889	270889	270889	270326	270889
Washer, friction	—	—	—	—	255816	—	—	—	—	—	—	—
Plate, transmission	—	—	—	—	291362	—	—	—	—	—	—	—
§ Spring, cushioning	—	—	—	—	—	—	—	—	—	—	—	—
§ Sleeve, screwed, with control nut	—	—	—	—	255946	—	—	—	—	—	—	—
Washer, thrust, control nut	—	—	—	—	255813	—	—	—	—	—	—	—
Ring, jump	—	—	—	—	—	—	—	—	—	—	—	—
Coupling, sleeve to screw shaft	—	—	—	—	255814	—	—	—	—	—	—	—
Pin, pilot, drive to shaft	—	—	—	—	—	—	—	—	—	—	—	—
Nut, location	—	—	—	—	255806	—	—	—	—	—	—	—
Collar, location	—	—	—	—	—	—	—	—	—	—	—	—
Circlip, collar location	—	—	—	—	—	—	—	—	—	—	—	—
Ring, collar retaining	—	—	—	—	—	—	—	—	—	—	—	—
Key, Woodruff	—	—	—	—	189345	—	—	—	—	—	—	—
§Collar, bearing	—	—	255837	—	—	255837	255837	255837	255837	—	—	255837
§Nut, shaft	255851	255851	—	255851	—	—	—	—	255851	255851	181300	—
Sleeve, buffer	—	—	—	—	—	256304	256304	—	—	—	—	—
Washer, buffer	—	—	256303	291252	—	291252	—	256302	—	—	158910	291252
Washer assembly, spline and distance	—	—	—	—	—	—	256306	256424	—	—	—	—
§Bracket or frame, drive end	255073	255073	255191	255073	256462	255673	255621	270207	270258	270258	270321	270207
§ Bush, bearing	270038	270038	270883	270038	256112	270883	270883	270883	270038	270038	270017	270883
§Bracket or frame, intermediate	—	—	255886	—	—	255886	255886	270480	—	—	—	270480
§ Bush, bearing	—	—	255853	—	—	255853	255853	255853	—	—	—	255853
Collar, armature location	—	—	—	—	—	—	—	—	—	—	—	—
Ring, armature location	—	—	—	—	—	—	—	—	—	—	—	—
Seal, oil	—	—	—	—	—	—	—	—	—	—	—	—
§Armature	255463	255463	255867	255463	256490	255620	255620	270406	270482	270482	270335	270387
§Field coils, set	256578	256652	255473	256578	255858	256578	256051	270214	270214	270214	270340	270362
Terminal, field coils	255400	255400	255835	255400	255835	255400	—	255400	255400	255400	250244	255400
§Bolt, through fixing	256009	256009	270131	256009	270131	255459	255459	255459	255459	255459	270329	270131
§Sundry parts, set	256762	256762	256762	256762	256762	256762	256762	256762	256762	256762	256762	256762
§Switch, starter	—	—	—	—	—	—	—	—	—	—	—	—

Note. For replacement starter spare parts, see appropriate column under part number † When ordering, quote part number shown in brackets § Recommended spares for stock

For illustrations, see pages N7-N11

continued

DETAILED SPARE PARTS

Part No.	†270401	270468	†270490	270545	†270554	†270557
Model	M45G	M45G	M45G	M45G	M45G	M45G
Voltage	12	12	12	12	12	12
Rotation	Clock	Clock	Clock	Clock	Clock	Clock
Earth or Insulated Return	E.R.	E.R.	E.R.	I.R.	E.R.	E.R.
Replaced by (see footnote)	(26032 & 76465)	—	(26026)	—	(26040 & 76465)	(26060)
§Cover band	271578	270294	270294	238781	270294	270538
Screw, cover band fixing	127584	127584	127584	127584	127584	127584
Nut, cover band fixing screw	169160	169160	169160	169160	169160	169160
§Cap, shaft	255780	255780	255780	255780	255780	—
§Brushes, set	255659	255659	255659	271365	255659	255659
§Bracket or frame, commutator end	271552	271552	271552	271195	271552	270562
§ Bush, bearing	255491	255491	255491	255491	255491	270330
§ Contact set	255912	255912	255912	255912	255912	—
Nut, field terminal	173820	173820	173820	173820	173820	—
Bush, insulating, fixing screw	164340	164340	164340	164340	164340	—
§Springs, set, brush tension	270004	270004	270004	270004	270004	270004
§Drive	—	—	291105	—	—	291089
Sleeve and drive head	—	—	291052	—	—	54251057
§ Pinion and sleeve or barrel	255649	270472	291101	255194	263011	291050
§ Spring, pinion retaining	255728	—	291081	255728	—	291541
Ring, barrel retaining	—	—	255815	—	—	255815
Cup, spring retaining	—	—	—	—	—	—
§ Sleeve and rubber	—	—	291059	—	—	—
§ Spring, main	270889	270889	—	270889	270889	291043
Washer, friction	—	—	291055	—	255434	163675
Plate, transmission	—	—	291057	—	—	291479
§ Spring, cushioning	—	—	291056	—	—	291034
Sleeve, screwed, with control nut	—	—	291084	—	—	291088
Washer, thrust, control nut	—	—	291038	—	256306	291038
Ring, jump	—	—	—	—	—	—
Coupling, sleeve to screw shaft	—	—	291065	—	—	—
Pin, pilot, drive to shaft	—	—	291058	—	—	291036
Nut, location	—	—	291042	—	—	291042
Collar, location	—	—	—	—	—	—
Circlip, collar location	—	—	—	—	—	—
Ring, collar retaining	—	—	—	—	—	—
Key, Woodruff	—	—	189345	—	—	189345
§Collar, bearing	—	—	—	—	255837	—
§Nut, shaft	255851	255851	—	255851	—	—
Sleeve, buffer	—	—	—	—	—	—
Washer, buffer	—	291252	—	291252	291252	—
Washer assembly, spline and distance	—	—	—	—	—	—
§Bracket or frame, drive end	270370	270296	270258	270258	270550	270520
§ Bush, bearing	270038	270038	270038	270038	270883	270882
§Bracket or frame, intermediate	—	—	—	—	270480	—
§ Bush, bearing	—	—	—	—	255853	—
Collar, armature location	—	—	—	—	—	—
Ring, armature location	—	—	—	—	—	—
§Armature	270482	270482	270532	270482	270406	270470
§Field coils, set	270214	270214	270214	270214	270214	270643
Terminal, field coils	255400	255400	255400	255400	255400	270356
Terminal, main	—	—	—	256333	—	—
§Bolt, through fixing	255459	255459	255459	228335	270131	270346
§Sundry parts, set	256762	256762	256762	256762	256762	256762
§Switch, starter	—	—	—	—	—	—

STARTING MOTORS — M35, M45 AND M418 MODELS

270401 — 270557

Note. For replacement starter spare parts, see appropriate column under part number † When ordering, quote part number shown in brackets § Recommended spares for stock

For illustrations, see pages N7-N11

DETAILED SPARE PARTS

N24

26133 — 26148

STARTING MOTORS — M45G (Self Index Models)

Part No.	26133A	26133B	26133D/E	26133H	26133K	26147A/D	26147F/H	26147J	26148A/B	26148D/F	26148H
Model	M45G	M45G	M45G	M45G	M45G	M45G	M45G	M45G	M45G	M45G	M45G
Voltage	12	12	12	12	12	12	12	12	12	12	12
Rotation	Clock	Clock	Clock	Clock	Clock	Clock	Clock	Clock	Clock	Clock	Clock
Earth or Insulated Return	E.R.	E.R.	E.R.	E.R.	E.R.	E.R.	E.R.	E.R.	E.R.	E.R.	E.R.
§Cover band	272396	272396	272396	272396	272396	272396	272396	272396	272396	272396	272396
Screw, cover band fixing	54100520	127584	54100520	54100520	54100520	54100520	127584	127584	54100520	54100520	54100520
Nut, cover band fixing screw	169160	169160	169160	169160	169160	169160	169160	169160	169160	169160	169160
§Brushes, set	271735	271735	271735	271735	271735	271735	271735	271735	271735	271735	271735
§Bracket or frame, commutator end	272845	272845	272845	272845	272845	272845	272845	272845	272845	272845	272845
Terminal, earth	—	—	142904	142904	142904	142904	142904	142904	142904	142904	142904
§ Bush, bearing	255491	255491	255491	255491	255491	255491	255491	255491	255491	255491	255491
§ Springs, set, brush tension	54251042	54251042	54251042	54251042	54251042	54251042	54251042	54251042	54251042	54251042	54151042
Bolt, pivot	272388	272548	272548	272548	272548	272548	272548	272548	272548	272548	272548
Nut, pivot bolt	166019	272549	272549	272549	272549	272549	272549	272549	272549	272549	272549
Washer, pivot bolt	185040	—	—	—	—	—	—	—	—	—	—
Lever	272468	272468	272593	272593	272593	272593	272593	272593	272593	272593	272593
§Drive	292130	292130	292130	292130	292130	292124	292124	292124	292124	292124	292124
Ring and rivet, pinion retaining	295298	295298	295298	295298	295298	295298	295298	295298	295298	295298	295298
§ Pinion, engaging	291859	291859	292134	292134	292134	292031	292031	292031	292031	292031	292031
Cup, return spring	—	—	—	54250941	54250941	—	54250941	54250941	—	54250941	54250941
Washer, return spring	—	—	—	54148522	54148522	—	54148522	54148522	—	54148522	54148522
§ Spring, pinion return	†54252946	†54252946	†54252946	54251114	54251114	†54252946	54251114	54251114	†54252946	54251114	54251114
Sleeve and barrel	291911	291911	292131	292131	292131	292131	292131	292131	292131	292131	292131
Bush, sleeve bearing	291542	291542	292053	292053	292053	292053	292053	292053	292053	292053	292053
Ring, lock	291862	291862	291862	291862	291862	291862	291862	291862	291862	291862	291862
Bush, operating drive	291893	291893	291893	291893	291893	291893	291893	291893	291893	291893	291893
Circlip, clutch retaining	291560	291560	291560	291560	291560	291560	291560	291560	291560	291560	291560
Plate, retaining	291497	291497	291497	291497	291497	291497	291497	291497	291497	291497	291497
Clutch, inner race	291498	54253516	54253516	54253516	54253516	54253516	54253516	54253516	54253516	54253516	54253516
Plate, support, inner race	—	54251930	54251930	54251930	54251930	54251930	54251930	54251930	54251930	54251930	54251930
§ Clutch plates, set	291540	291540	291540	291540	291540	291540	291540	291540	291540	291540	291540
Shim, clutch adjusting, .006"	291374	291374	291374	291374	291374	291374	291374	291374	291374	291374	291374
Shim, clutch adjusting, .005"	291378	291378	291378	291378	291378	291378	291378	291378	291378	291378	291378
Shim, clutch adjusting, .004"	291379	291379	291379	291379	291379	291379	291379	291379	291379	291379	291379
Ring, rear, clutch plates	291365	291365	291365	291365	291365	291365	291365	291365	291365	291365	291365
Nut, locking	291549	291549	291549	291549	291549	291549	291549	291549	291549	291549	291549
Plate, pressure	291367	291367	291367	291367	291367	291367	291367	291367	291367	291367	291367
Sleeve and bush, driving	291891	291891	291891	291891	291891	291891	291891	291891	291891	291891	291891
Collar, thrust	291894	291894	291894	291894	291894	291894	291894	291894	291894	291894	291894
§Bracket or frame, fixing	272391	272391	272553	272553	54252580	272745	272745	54252532	272757	272757	54252536
§ Bush, bearing	271364	271364	271364	271364	54252236	271364	271364	54252236	271364	271364	54252236
Grommet, fixing bracket	272386	272386	272552	272552	272552	272552	272552	272552	272552	272552	272552
Washer, thrust, drive end	134950	134950	134950	134950	—	134950	134950	—	134950	134950	—
Washer, thrust, commutator end	—	—	152380	152380	152380	152380	152380	152380	152380	152380	152380
§Bracket or frame, brake	272700	272700	272700	272700	54252800	272700	272700	54252800	272700	272700	54252800
§ Bush, bearing	271733	271733	271733	271733	54252494	271733	271733	54252494	271733	271733	54252494
Brake shoe and spring	272701	272701	272701	272701	272701	272701	272701	272701	272701	272701	272701
Springs, set, brake shoe	251528	251528	251528	251528	251528	251528	251528	251528	251528	251528	251528
Washer, brake driving	272340	272340	272340	272340	272340	272340	272340	272340	272340	272340	272340
Ring, retainer, driving washer	272337	272337	272337	272337	272337	272337	272337	272337	272337	272337	272337
§Armature	272334	272334	272334	272334	54251818	272334	272334	54251818	272334	272334	54251818
§Solenoid (for details, see page N29)	76448	76458	76458	76458	76458	76458	76458	76458	76458	76458	76458
§Field coils	272394	272394	272394	272394	272394	272394	272394	272394	272394	272394	272394
Terminal, main	272022	272022	272022	272022	272022	272022	272022	272022	272022	272022	272022
§Bolt, through fixing	272752	272752	272752	272752	272752	272660	272660	272660	272752	272752	272752
Plate, fixing bolt	—	—	—	—	—	272773	272773	272773	—	—	—
§Sundry parts, set	271731	271731	271731	271731	271731	271731	271731	271731	271731	271731	271731

† Spring and cup, pinion return § Recommended spares for stock

DETAILED SPARE PARTS

Part No.	26153A/D	26153F/H	26153J	26166A	26166B	26166E/F	26167A	26167B	26167E/F	26170A/B	26170E/J
Model	M45G	M45G	M45G	M45G	M45G	M45G	M45G	M45G	M45G	M45G	M45G
Voltage	12	12	12	12	12	12	12	12	12	12	12
Rotation	Clock	Clock	Clock	Clock	Clock	Clock	Clock	Clock	Clock	Clock	Clock
Earth or Insulated Return	E.R.	E.R.	E.R.	E.R.	E.R.	E.R.	E.R.	E.R.	E.R.	E.R.	E.R.
§Cover band	272396	272396	272396	272396	272396	272396	272396	272396	272396	272396	272396
Screw, cover band fixing	54100520	54100520	54100520	54100520	54100520	54100520	54100520	54100520	54100520	54100520	54100520
Nut, cover band fixing screw	169160	169160	169160	169160	169160	169160	169160	169160	169160	169160	169160
§Brushes, set	271735	271735	271735	271735	271735	271735	271735	271735	271735	271735	271735
§Bracket or frame, commutator end	272845	272845	272845	272845	272845	272845	272845	272845	272845	272845	272845
Terminal, earth	142904	142904	142904	142904	142904	142904	142904	142904	142904	142904	142904
§ Bush, bearing	255491	255491	255491	255491	255491	255491	255491	255491	255491	255491	255491
§ Springs, set, brush tension	54251042	54251042	54251042	54251042	54251042	54251042	54251042	54251042	54251042	54251042	54251042
Bolt, pivot	272548	272548	272548	272548	272548	272548	272548	272548	272548	272548	272548
Nut, pivot bolt	272549	272549	272549	272549	272549	272549	272549	272549	272549	272549	272549
Washer, pivot bolt	—	—	—	—	—	—	—	—	—	—	—
Lever	272593	272593	272593	272593	272593	272593	272593	272593	272593	272593	272593
§Drive	292124	292124	292124	292124	292124	292124	292130	292130	292130	292148	292148
Ring and rivet, pinion retaining	295298	295298	295298	295298	295298	295298	295298	295298	295298	295298	295298
§ Pinion, engaging	292031	292031	292031	292031	292031	292031	292134	292134	292134	292147	292147
Cup, return spring	—	54250941	54250941	—	54250941	54250941	—	54250941	54250941	54250941	54250941
Washer, return spring	—	54148522	54148522	—	54148522	54148522	—	54148522	54148522	54148522	54148522
§ Spring, pinion return	‡54252946	54251114	54251114	‡54252946	54251114	54251114	‡54252946	54251114	54251114	54251114	54251114
Sleeve and barrel	292131	292131	292131	292131	292131	292131	292131	292131	292131	292131	292131
Bush, sleeve bearing	292053	292053	292053	292053	292053	292053	292053	292053	292053	292053	292053
Ring, lock	291862	291862	291862	291862	291862	291862	291862	291862	291862	291862	291862
Bush, operating drive	291893	291893	291893	291893	291893	291893	291893	291893	291893	291893	291893
Circlip, clutch retaining	291560	291560	291560	291560	291560	291560	291560	291560	291560	291560	291560
Plate, retaining	291497	291497	291497	291497	291497	291497	291497	291497	291497	291497	291497
Clutch, inner race	54253516	54253516	54253516	54253516	54253516	54253516	54253516	54253516	54253516	54253516	54253516
Plate, support, inner race	54251930	54251930	54251930	54251930	54251930	54251930	54251930	54251930	54251930	54251930	54251930
§ Clutch plates, set	291540	291540	291540	291540	291540	291540	291540	291540	291540	291540	291540
Shim, clutch adjusting, .006"	291374	291374	291374	291374	291374	291374	291374	291374	291374	291374	291374
Shim, clutch adjusting, .005"	291378	291378	291378	291378	291378	291378	291378	291378	291378	291378	291378
Shim, clutch adjusting, .004"	291379	291379	291379	291379	291379	291379	291379	291379	291379	291379	291379
Ring, rear, clutch plates	291365	291365	291365	291365	291365	291365	291365	291365	291365	291365	291365
Nut, locking	291549	291549	291549	291549	291549	291549	291549	291549	291549	291549	291549
Plate, pressure	291367	291367	291367	291367	291367	291367	291367	291367	291367	291367	291367
Sleeve and bush, driving	291891	291891	291891	291891	291891	291891	291891	291891	291891	291891	291891
Collar, thrust	291894	291894	291894	291894	291894	291894	291894	291894	291894	291894	291894
§Bracket or frame, fixing	272746	272746	54252546	272746	272746	54252546	272553	272553	54252580	54250465	54252557
§ Bush, bearing	271364	271364	54252236	271364	271364	54252236	271364	271364	54252236	271364	54252236
Grommet, fixing bracket	272552	272552	272552	272552	272552	272552	272552	272552	272552	272552	272552
Washer, thrust, drive end	134950	134950	—	134950	134950	—	134950	134950	—	134950	—
Washer, thrust, commutator end	152380	152380	152380	152380	152380	152380	152380	152380	152380	152380	152380
§Bracket or frame, brake	272700	272700	54252800	272700	272700	54252800	272700	272700	54252800	272700	54252800
§ Bush, bearing	271733	271733	54252494	271733	271733	54252494	271733	271733	54252494	271733	54252494
Brake shoe and spring	272701	272701	272701	272701	272701	272701	272701	272701	272701	272701	272701
Springs, set, brake shoe	251528	251528	251528	251528	251528	251528	251528	251528	251528	251528	251528
Washer, brake driving	272340	272340	272340	272340	272340	272340	272340	272340	272340	272340	272340
Ring, retainer, driving washer	272337	272337	272337	272337	272337	272337	272337	272337	272337	272337	272337
§Armature	272334	272334	54251818	272334	272334	54251818	272334	272334	54251818	272334	54251818
§Solenoid (for details, see page N29)	76458	76458	76458	76474	76474	76490	76474	76474	76490	76458	76474
§Field coils	272394	272394	272394	272394	272394	272394	272394	272394	272394	272394	272394
Terminal, main	272022	272022	272022	272022	272022	272022	272022	272022	272022	272022	272022
§Bolt, through fixing	272752	272752	272752	272752	272752	272752	272752	272752	272752	272752	272752
§Sundry parts, set	271731	271731	271731	271731	271731	271731	271731	271731	271731	271731	271731

STARTING MOTORS — M45G (Self Index Models)

26153 — 26170

N25

For illustrations, see pages N7-N11

‡ Spring and cup, pinion return § Recommended spares for stock

DETAILED SPARE PARTS

N26

26051 — 26122

STARTING MOTORS — M45G (Pre-engaged) MODELS (with Clutch)

Part No. Model Voltage Rotation Earth or Insulated Return Replaced by (see footnote)	26051J M45G 12 Clock E.R.	26051K/L M45G 12 Clock E.R.	26051N M45G 12 Clock E.R.	26071F/K M45G 12 Clock E.R.	26071L M45G 12 Clock E.R.	26071M M45G 12 Clock E.R.	†26109A/H M45G 12 Clock E.R. (26051)	†26109K M45G 12 Clock E.R. (26051)	26112A/F M45G 12 Clock E.R.	26116A/E M45G 12 Clock E.R.	26116F/H M45G 12 Clock E.R.	26122A/D M45G 12 Clock E.R.	26122E M45G 12 Clock E.R.
§Cover band	271578	271578	271578	271578	271578	271578	271578	271578	271578	271578	271578	271578	271578
Screw, cover band fixing	127584	54100520	54100520	54100520	54100520	54100520	54100520	54100520	54100520	54100520	54100520	54100520	54100520
Nut, cover band fixing screw	169160	169160	169160	169160	169160	169160	169160	169160	169160	169160	169160	169160	169160
Bracket, control cable	—	—	—	—	—	—	—	—	—	272181	272181	272181	272181
§Bracket or frame, commutator end	271614	271614	271614	271614	271614	271614	271614	271614	271614	271614	271614	271614	271614
§ Bush, bearing	255491	255491	255491	255491	255491	255491	255491	255491	255491	255491	255491	255491	255491
§ Springs, set, brush tension	54251042	54251042	54251042	54251042	54251042	54251042	54251042	54251042	54251052	54251042	54251042	54251042	54251042
Terminal, earth	142904	142904	142904	142904	142904	142904	142904	142904	142904	142904	142904	142904	142904
§Brushes, set	271735	271735	271735	271735	271735	271735	271735	271735	271735	271735	271735	271735	271735
Engaging lever and shoes	271709	271709	271709	271709	271709	271709	271709	271709	271709	271709	271709	271709	271709
Top lever and stirrup	271707	271707	271707	271707	271707	271707	271707	271707	271707	271707	271707	271707	271707
Spring, lever return	271219	271219	271219	271219	271219	271219	271219	271219	271219	271219	271219	271219	271219
Bolt, pivot	144784	144784	144784	144784	144784	144784	144784	144784	144784	144784	144784	144784	144784
Collar, distance	272612	272612	272612	272612	272612	272612	272612	272612	272612	272612	272612	272612	272612
Bracket, switch fixing	272092	272092	272092	272092	272092	272092	272092	272092	272092	272092	272092	272092	272092
Plate, dust cover	272100	272100	272100	272100	272100	272100	272100	272100	272100	272100	272100	272100	272100
Nut, switch fixing	271751	271751	271751	271751	271751	271751	271751	271751	271751	271751	271751	271751	271751
§Switch	31542	31542	31542	31542	31542	31542	31542	31542	31542	31542	31542	31542	31542
§Screw, terminal	120560	120560	120560	120560	120560	120560	120560	120560	120560	120560	120560	120560	120560
Cover, dust, rubber	271948	271948	271948	271948	271948	271948	271948	271948	271948	271948	271948	271948	271948
§Drive	291484	291484	291484	291520	291520	291520	291484	291484	291689	291689	291689	291484	291484
Spring, tension	291499	291499	291499	291289	291289	291289	291499	291499	291289	291289	291289	291499	291499
§ Spring, cushioning	291500	291500	291500	291500	291500	291500	291500	291500	291500	291500	291500	291500	291500
§ Sleeve and bush	291743	291743	291743	291743	291743	291743	291743	291743	291743	291743	291743	291743	291743
Ring, lock	291013	291013	291013	291013	291013	291013	291013	291013	291013	291013	291013	291013	291013
Clip, lock ring retaining	291539	291539	291539	291539	291539	291539	291539	291539	291539	291539	291539	291539	291539
Bush, drive operating	—	291488	291488	291488	291488	291488	291488	291488	291488	291488	291488	291488	291488
§ Pinion and barrel	291559	291559	291559	291506	291506	291506	291559	291559	291693	291693	291693	291559	291559
Bush, pinion and barrel	291494	291494	291494	291494	291494	291494	291494	291494	291494	291494	291494	291494	291494
Circlip, barrel retaining	291560	291560	291560	291560	291560	291560	291560	291560	291560	291560	291560	291560	291560
Plate, clutch plates retaining	—	291497	291497	291497	291497	291497	291497	291497	291497	291497	291497	291497	291497
Nut, locking	291549	291549	291549	291549	291549	291549	291549	291549	291549	291549	291549	291549	291549
§ Clutch plates, set	291540	291540	291540	291540	291540	291540	291540	291540	291540	291540	291540	291540	291540
Shim, clutch adjusting, .006"	291374	291374	291374	291374	291374	291374	291374	291374	291374	291374	291374	291374	291374
Shim, clutch adjusting, .005"	291378	291378	291378	291378	291378	291378	291378	291378	291378	291378	291378	291378	291378
Shim, clutch adjusting, .004"	291379	291379	291379	291379	291379	291379	291379	291379	291379	291379	291379	291379	291379
Ring, rear, clutch plates	—	291365	291365	291365	291365	291365	291365	291365	291365	291365	291365	291365	291365
Plate, pressure	—	291367	291367	291367	291367	291367	291367	291367	291367	291367	291367	291367	291367
Clutch, inner race	—	54253516	54253516	54253516	291498	54253516	54253516	54253516	54253516	54253516	54253516	54253516	291498
Plate, support, inner race	—	54251930	54251930	54251930	—	54251930	54251930	54251930	54251930	54251930	54251930	54251930	—
§Bracket or frame, fixing	271612	271612	54252676	271612	54252676	54252676	272027	54252690	272006	272084	54252703	272197	54252708
§ Bush, bearing	271364	271364	54252236	271364	54252236	54252236	271364	54252236	271364	271364	54252236	271364	54252236
§Bracket or frame, brake	271747	271747	54251821	271747	54251821	54251821	271747	54251821	271747	271747	54251821	271747	54251821
§ Bush, bearing	271733	271733	54252494	271733	54252494	54252494	271733	54252494	271733	271733	54252494	271733	54252494
§ Washer, brake bracket	272424	272424	272424	272424	272424	272424	272424	272424	272424	272424	272424	272424	272424
§Armature	272334	272334	54251818	272334	54251818	54251818	272334	54251818	272334	272334	54251818	272334	54251818
§Field coils, set	272219	272219	272219	272219	272219	272219	272219	272219	272219	272219	272219	272219	272219
Terminal, field	255835	255835	255835	255835	255835	255835	255835	255835	255835	255835	255835	255835	255835
§Bolt, through fixing	272752	272752	272752	272752	272752	272752	272752	272752	272752	272752	272752	272752	272752
§Sundry parts, set	271731	271731	271731	271731	271731	271731	271731	271731	271731	271731	271731	271731	271731

Note. For replacement starter spare parts, see appropriate column under part number † When ordering, quote part number shown in brackets § Recommended spares for stock

For illustrations, see pages N7-N11

continued

DETAILED SPARE PARTS

STARTING MOTORS — M45G (Pre-engaged) MODELS (with Clutch)

Part No.	26122F	26125A/D	26125E	26135A/D	26135E	26136A	26136D	26136E	†26162A	†26162B/E	26175A
Model	M45G	M45G	M45G	M45G	M45G	M45G	M45G	M45G	M45G	M45G	M45G
Voltage	12	12	12	12	12	12	12	12	12	12	12
Rotation	Clock	Clock	Clock	Clock	Clock	Clock	Clock	Clock	Clock	Clock	Clock
Earth or Insulated Return	E.R.	E.R.	E.R.	E.R.	E.R.	I.R.	I.R.	I.R.	E.R.	E.R.	E.R.
Replaced by (see footnote)	—	—	—	—	—	—	—	—	(26175)	(26175)	—
§Cover band	271578	271578	271578	271578	271578	271276	271276	271276	272521	272521	272521
Screw, cover band fixing	54100520	54100520	54100520	54100520	54100520	54100520	54100520	54100520	54100520	54100520	127584
Nut, cover band fixing screw	169160	169160	169160	169160	169160	169160	169160	169160	169160	169160	169160
Bracket, control cable	272181	—	—	—	—	—	—	—	—	—	—
§Bracket or frame, commutator end	271614	271614	271614	271614	271614	272509	272509	272509	54251389	54251389	54251389
§ Bush, bearing	255491	255491	255491	255491	255491	255491	255491	255491	250626	250626	250626
§ Springs, set, brush tension	54251042	54251042	54251042	54251042	54251042	54251042	54251042	54251042	270004	270004	270004
Terminal, earth	142904	142904	142904	142904	142904	142904	142904	142904	—	—	—
§Brushes, set	271735	271735	271735	271735	271735	272514	272514	272514	255659	255659	255659
Engaging lever and shoes	271709	271709	271709	271709	271709	271709	271709	271709	†54251220	†54251220	†54251220
Shoe, brake	—	—	—	—	—	—	—	—	272117	272117	272117
Spring, brake shoe	—	—	—	—	—	—	—	—	251528	251528	251528
Top lever and stirrup	271707	271707	271707	271707	271707	271707	271707	271707	—	—	—
Spring, lever return	271219	271219	271219	271219	271219	271219	271219	271219	—	—	—
Bolt or pin, pivot	144784	144784	144784	144784	144784	144784	144784	144784	272548	272548	272548
Nut, pivot pin	—	—	—	—	—	—	—	—	272549	272549	272549
Collar, distance	272612	272612	272612	272612	272612	272612	272612	272612	—	—	—
Bracket, switch fixing	272092	272092	272092	272092	272092	272092	272092	272092	—	—	—
Plate, dust cover	272100	272100	272100	272100	272100	272100	272100	272100	—	—	—
Nut, switch fixing	271751	271751	271751	271751	271751	271751	271751	271751	—	—	156594
§Switch or solenoid	31542	31542	31542	31542	31542	31542	31542	31542	‡76472	‡76472	‡76472
Connector	—	—	—	—	—	—	—	—	54251259	54251259	54251259
§ Screw, terminal	120560	120560	120560	120560	120560	120560	120560	120560	—	—	—
Cover, dust, rubber	271948	271948	271948	271948	271948	271948	271948	271948	†54251855	†54251855	†54251855
§Drive	291484	54254119	291689	291484	291484	291484	291484	291484	—	—	54253114
Spring, tension	291499	291289	291289	291499	291499	291499	291499	291499	—	—	—
§ Spring, cushioning	291500	291500	291500	291500	291500	291500	291500	291500	54250314	54250314	54250314
§ Sleeve and bush	291743	291743	291743	291743	291743	291743	291743	291743	—	—	—
Ring, lock	291013	291013	291013	291013	291013	291013	291013	291013	291013	291013	291013
Clip, lock ring retaining	291539	291539	291539	291539	291539	291539	291539	291539	—	—	—
Bush, drive operating	291488	291488	291488	291488	291488	291488	291488	291488	54250553	54250553	54252853
§ Pinion and barrel, or pinion with race	291559	291693	291693	291559	291559	291559	291559	291559	—	—	—
Bush, bearing	291494	291494	291494	291494	291494	291494	291494	291494	54250559	54250559	54250559
Circlip, barrel retaining	291560	291560	291560	291560	291560	291560	291560	291560	—	—	—
Plate, clutch plates retaining	291497	291497	291497	291497	291497	291497	291497	291497	—	—	—
Nut, locking	291549	291549	291549	291549	291549	291549	291549	291549	—	—	—
§ Clutch plates, set	291540	291540	291540	291540	291540	291540	291540	291540	—	—	—
Shim, clutch adjusting, .006"	291374	291374	291374	291374	291374	291374	291374	291374	—	—	—
Shim, clutch adjusting, .005"	291378	291378	291378	291378	291378	291378	291378	291378	—	—	—
Shim, clutch adjusting, .004"	291379	291379	291379	291379	291379	291379	291379	291379	—	—	—
Ring, rear, clutch plates	291365	291365	291365	291365	291365	291365	291365	291365	—	—	—
Plate, pressure	291367	291367	291367	291367	291367	291367	291367	291367	—	—	—
Clutch, inner race	54253516	54253516	291498	54253516	54253516	54253516	291498	54253516	—	—	—
Plate, support, inner race	54251930	54251930	—	54251930	54251930	54251930	—	54251930	—	—	—
§Bracket or frame, fixing	54252708	272084	54252703	54252708	54252708	272197	54252708	54252708	54253117	54253117	54253117
§ Bush, bearing	54252236	271364	54252236	271364	54252236	271364	54252236	54252236	54250589	54250589	54250589
Ring, retaining	—	—	—	—	—	—	—	—	54250231	54250231	54250231
Collar, thrust	—	—	—	—	—	—	—	—	54250230	54250230	54250230
Washer, thrust, drive end	—	—	—	—	—	—	—	—	54250549	54250549	54250549
Washer, thrust, commutator end	—	—	—	—	—	—	—	—	272130	272130	272130
§Bracket or frame, brake	54251821	271747	54251821	271747	54251821	271747	54251821	54251821	—	54251856	54251856
§ Bush, bearing	54252494	271733	54252494	271733	54252494	271733	54252494	54252494	—	54251857	54251857
§ Washer, brake bracket	272424	272424	272424	272424	272424	272424	272424	272424	—	—	—
§Armature	54251818	272334	54251818	272334	54251818	272334	54251818	54251818	54251216	54251216	54251216
§Field coils, set	272219	272219	272219	272219	272219	272219	272219	272219	271148	271148	271148
Terminal, field	255835	255835	255835	255835	255835	54254711	255835	255835	272355	272355	272355
§Bolt, through fixing	272752	272752	272752	272752	272752	272752	272752	272752	270131	270131	272752
§Sundry parts, set	271731	271731	271731	271731	271731	271731	271731	271731	271731	271731	271731

Note. For replacement spare parts, see appropriate column under part number † When ordering, quote part number shown in brackets ‡ Less shoes § Recommended spares for stock
 † For details, see page N29 ¶ Grommet

For illustrations, see pages N7-N11

STARTING MOTORS – M45G (Clutchless) AND M325 (Pre-engaged) MODELS



DETAILED SPARE PARTS

Part No.	25300H/K	25301A/D	25301E/M	25304A/D	†26028A
Model	M325	M325	M325	M325	M45G-O
Voltage	12	12	12	12	12
Rotation	Clock	Clock	Clock	Clock	Clock
Earth or Insulated Return	E.R.	E.R.	E.R.	E.R.	E.R.
Replaced by (see footnote)	—	—	—	—	(26077)
§Cover band	253039	253154	253154	253154	270538
Screw, cover band fixing	127584	127584	127584	127584	127584
Nut, cover band fixing screw	169160	169160	169160	169160	169160
§Cap, shaft	—	—	—	—	255854
§Brushes, set	251108	251108	251108	251108	255659
§Bracket or frame, commutator end	253037	253037	253037	54250237	271536
§ Bush, bearing	253035	253035	253035	253035	255491
§ Springs, set, brush tension	54253569	54253569	54253569	54253569	270004
Lever and peg or pin	253121	253177	253177	253177	256290
Bush, gunmetal, friction	—	—	—	—	256145
Screw, lever fixing	253029	—	—	—	—
Nut, lever	177014	—	—	—	—
Washer, lever	135264	—	—	—	—
Spring, lever or brake	253076	—	—	251528	271219
Pin, spring retaining	—	—	—	251536	—
§Shoe, operating	253070	253070	253070	253070	—
Cover, lever, with spring	—	—	—	—	—
Gasket, cover	—	—	—	—	—
Bolt, pivot	—	272388	253390	253390	—
Nut, pivot bolt	—	166019	272549	272549	—
§Drive	291642	292052	292052	292052	—
Bush, operating lever	291652	292021	292021	292021	—
Pinion, sleeve and bushing	291987	291987	291987	291987	—
§ Bush, pinion	291662	291662	291662	291662	—
Spring, cushioning or tension	292162	292162	292162	292162	—
Ring, locking	291655	291655	291655	291655	—
§Bracket or frame, fixing	253030	54250220	54250220	54250220	271153
§ Bush, bearing	253111	253111	253111	253111	256112
§Grommet, bracket fixing	—	253179	253179	253179	—
Bracket, frame or plate, brake	253041	253041	253041	—	271154
Washer, brake plate	253036	253036	253036	—	—
Jump ring, plate retaining	—	—	—	291013	291013
§Switch or solenoid (for details see page N29)	76442	76448	76448	76448	—
Screw, switch fixing	126463	—	—	—	—
Strap or connector, solenoid	—	765755	765755	765755	—
Contact set, solenoid	—	—	—	—	761588
Relay	—	—	—	—	33085
§Armature	253151	253151	253151	54250234	—
Washer, cup, armature location	253172	—	—	—	—
Circlip, armature location	253171	—	—	—	—
§Field coils, set	253018	253145	253145	253145	271148
Terminal, field coils	253019	253147	253147	253147	256396
Washer, plain	135170	—	—	—	—
Washer, insulating	164342	—	—	—	—
Bush, insulating	164340	—	—	—	—
Screw, pole piece	117270	—	—	—	—
§Bolt, through fixing	253047	253047	253047	253047	272752
§Sundry parts, set (starting motor)	—	253398	253398	253398	271731
§Sundry parts, set (solenoid)	—	—	—	—	761648

For illustrations, see pages N7–N11


Note. For replacement starter spare parts, see appropriate column under part number (page N20)
 § Recommended spares for stock

† When ordering, quote part number shown in brackets

STARTING MOTOR MOUNTED SWITCHES



STARTER AND SOLENOID SWITCHES



DETAILED SPARE PARTS

Part No.	76439A	76442A/B	76448A	76458A	76472A	76474A	76490B
Model	ST9	4SA	6S	7S	10S	7S	7S
Spindle and contact	—	—	—	765854	—	765854	765854
Plate, contact, with washers	—	—	—	54330168	—	54330168	54330168
Base, with nuts, washers and gasket	—	—	—	54330169	—	54640364	—
§Nut, terminal	—	172580	170574	†170574	—	†170574	156456
§Washer, spring, terminal	185081	185053	185062	185062	—	185062	185062
§Screw, terminal	112514	—	121610	121610	—	121610	121610
Plunger	—	—	—	765918	54640181	765918	765918
Spring, lever or plunger	764168	—	—	765866	54640267	765866	765866
Screw, lever	112594	—	—	—	—	—	—
Connector, terminal to starter	—	—	—	272555	54190012	272555	272555

§ Recommended spares for stock

† Later modification 'B'—use 156456, not interchangeable



STARTING MOTORS

VEHICLE APPLICATION REFERENCE

- 25006 M35G. 12v.; clockwise; earth return. A.F.N. 'Le Mans' and 'Mille Miglia' 1951-54. Bristol All Models 1947-50.
- 25007 M35G. 12v.; clockwise; earth return. Lanchester 10 1946-51.
- 25013 M35G. 12v.; clockwise; earth return. Austin A40 1948-49.
- 25014 M35G. 12v.; clockwise; earth return. Bedford 10/12 cwt. 1948-52. Vauxhall 'Wyvern' and 'Velox' 1948-52.
- 25016 M35G. 12v.; clockwise; earth return. Commer 8 cwt. 1946-48. Hillman 'Minx' 1946-48. Sunbeam-Talbot 10 1946-47; '80' 1948-49.
- 25017 M35G. 12v.; clockwise; earth return. H.R.G. 9 and 12 1946-52. Morgan 'Plus Four' 1946-50. Singer 9 Roadster, 10 and 12 1946-49. Sunbeam-Talbot 10 1946.
- 25021 M35G-1. 12v.; clockwise; earth return. Morris 'Oxford' 1948-55; 'Cowley' and Half Ton Van and Truck 1950-56. Morris Commercial 'J' Van 1949-57. Standard 'Eight', 'Ten', 'Companion' Estate Car, 6 cwt. Van and Truck 1954-60. Wolseley 'Four Fifty' 1949-53.
- 25022 M35G-1. 12v.; clockwise; earth return. Allard '21C' 1953-55. Austin A30 1952-56; A35 1957-60; A40 and A50 1949-57; A40 and 10 cwt. 101 Van and Healey 'Sprite' 1959-60; A55 1958-60; 'Metropolitan' and 152 Range 1957-60. Beardmore Taxi Mk. VII (Ford 'Consul' engine) 1955-58. Bedford CA Van 1953-57. Commer 8 cwt. and Estate Car 1949-52; 'Express' Delivery Van and Truck 1953-60; 'Cob' 1957-60; 3 ton Goods and Passenger 1960. Dellow 1955-57. Elva 'Courier' (B.M.C. 1,500 c.c. engine) 1959-60. Fairthorpe 'Electron' and 'Electron Minor' 1958-60. Hillman 'Minx' 1948-60; 'Husky' 1955-60. Jensen 'Tempo 1500' 1958-60. Jowett 'Bradford' Van 1951-54; De Luxe Van and Utility 1951-52. Layton Sports Cars 'Jomar' (T.V.R.) (Ford engine) 1959-60. Lotus with Austin, Ford, Coventry Climax and M.G. engines 1958-60. M.G. 1½ litre 1950-53; 'Midget' 1950-60; 'Magnetite' 1954-60. Morgan 'Four Four' 1956-60. Morris 'Minor' 1958-60; 'Cowley' 1955-59; 'Oxford Traveller' 1956-60; 'Oxford' Saloon, 'Hindustan' and Quarter Ton Van and Truck 1954-60; Half Ton Van and Truck 1957-60. Morris Commercial 'J2' Models 1957-60; 'JB' Van 1958-60. Nash 'Metropolitan' 1954-60. Reliant 'Regal' Car and 5 cwt. Van (12 volt) 1959-60; 10 cwt. 3-wheeler Van (12 volt) 1951; 'Regent' 1952-56; 'Regent Four' Van (Export only) 1959-60. Riley 'Four Sixty-Eight' 1959-60. Singer 9 Roadster 1950-51; 4AC and 4AD 1952-55; 'SM1500' 1949-54; 'Hunter' and 'S' Model 1955-56; 'Gazelle' 1957-60. Standard 'Pennant' 1958-59; 'Atlas' 10/12 cwt. Van and Truck 1959-60. Sunbeam 'Alpine' Sports 1959-60; 'Rapier' 1956-60. Sunbeam-Talbot '80' (late) 1949-50. Triumph 'Mayflower' (later) 1952-53; 'Herald' 1959-60. Vauxhall 'Wyvern', 'Cresta', 'Grosvenor' Estate Car and 'Dormobile' (later) 1952-57. Wolseley 'Four Forty-Four' 1953-56; 'Fifteen Sixty' 1959-60; 'Fifteen Hundred' 1958-60; 'Fifteen Fifty' 1957-59.
- 25025 M35G-1. 12v.; anti-clockwise; earth return. Jowett 'Javelin' 1948-54; 'Jupiter' 1951-54.
- 25026 M35G-1. 12v.; clockwise; earth return. A.C. Cars 'Ace' and 'Aceca' (Bristol engine) 1956-60. A.F.N. 'Le Mans' and 'Mille Miglia' (late) 1951-54. Bristol All Models 1951-60. Frazer Nash 'Mille Miglia', 'Targo Florio' and 'Sebring' Hard Top 1955.
- 25031 M35G-1. 6v.; clockwise; earth return. Jowett 'Bradford' and De Luxe Vans and Utility 1950. Wolseley 8 (late) 1947-48.
- 25032 M35G. 6v.; clockwise; earth return. A.C. Cars Invalid Carriage 1947-52. Austin 8 1946-47. Barrett Invalid Carriage 1949-51. Larmar Invalid Carriage 1952-54. Lloyd Roadster 1948-50. Morris 8 1946-48; 5 cwt. Van 1946-52. Reliant 750 c.c. 4 cylinder 3-wheeler 1946-53. Standard 'Eight' 1946-48. Wolseley 'Eight' 1946-47.
- 25034 M35G-1. 12v.; clockwise; earth return. A.C. Cars 'Petite' 1953. Triumph 'Mayflower' 1950-52.
- 25037 M35G-1. 6v.; clockwise; earth return. A.C. Cars Invalid Carriage (late) 1952-53. Allard 'Clipper' 3-wheeler 1955. Barrett Invalid Carriage 1952-54; All-weather Vehicle 1953-55. Encon 'Clipper' 1954. George Fitt Invalid Carriage 1951-55. Invacar Invalid Carriage 1953-55. Morris 5 cwt. (later) 1952-53. Reliant 750 c.c. 4 cylinder 3-wheeler (later) 1953-54; 'Regal' Car (6 volt) 1953-59; 6 cwt. Van and Truck (6 volt) 1954-55.
- 25043 M35EL. 6v.; clockwise; earth return. Midland Vehicles Battery Models 1948-52.
- 25047 M35G-1. 12v.; clockwise; earth return. A.C. Cars 'Petite' (late) 1953-57.
- 25050 M35G. 12v.; clockwise; earth return. Reliant 'Regal' Car (12 volt) 1959.
- 25058 M35G. 12v.; clockwise; earth return. Lanchester 'Sprite' 1955-56.
- 25061 M35G-1. 12v.; clockwise; earth return. Bedford CA Van 1958-60. Vauxhall 'Victor' Series III, 'Envoy' Station Wagon, 'Velox', 'Cresta' and 'Friary' Estate Car 1958-60.
- 25063 M35G. 12v.; clockwise; earth return. Layton Sports Cars 'Jomar' (T.V.R.) (Coventry Climax engine) 1959-60. Lotus Mk. IX (Coventry Climax or M.G. engine) (later) 1959; 'Elite' 1959-60.
- 25065 M35G. 12v.; clockwise; earth return. Fairthorpe 'Atomota' and 'Zeta' 1959-60.
- 25071 M35H. 12v.; clockwise; earth return. Austin 'Seven' and ½ ton Van 1959-60. Lotus Mk. VII Series II (Ford 105E engine) 1960. Morris 'Mini-minor' (850) and 'Mini-van' 1959-60.
- 25075 M35G-1. 12v.; clockwise; earth return. Austin 'Seven' (850) and ½ ton Van 1960. Morris 'Mini-minor' and 'Mini-van' 1960.
- 25300 M325. 12v.; clockwise; earth return. Alfa Romeo 'Giulietta' (Sports, 750 'Berlina') and (Sport, 750B) 1955-56.
- 25304 M325. 12v.; clockwise; earth return. Alfa Romeo 'Giulietta' (Sports, 750C 'Berlina'), (Sports 750B) and (t.i. 753) 1957-60; 'Giulietta Spyder' 1956-60.
- 25502 M418G. 12v.; anti-clockwise; earth return. Citroen 15 1946-48.
- 25512 M418G. 12v.; anti-clockwise; earth return. Wolseley 14 and 18 1946-48.
- 25513 M418G. 12v.; clockwise; earth return. Citroen 23 1949-55.
- 25514 M418G. 12v.; clockwise; earth return. A.C. Cars 16 1948-57; 'Ace' and 'Aceca' (A.C. engine) 1955-60. Rover 10, 12, 14 and 16 1946-47; '75' 1948-53; '60' and 'Landrover' (Petrol) 1948-54.
- 25515 M418G. 6v.; clockwise; earth return. Bedford 5/6 and 10/12 cwt. 1946-47. Vauxhall 10 and 12 1946-47.
- 25516 M418G. 12v.; anti-clockwise; earth return. Morris 10 cwt. Van 1946-50.
- 25518 M418G. 12v.; clockwise; earth return. Morris 'Six' 1948-54. Wolseley 'Six Eighty' 1949-54.
- 25521 M418G. 12v.; clockwise; earth return. Armstrong Siddeley All Models (except 'Sapphire') 1950-53; 'Sapphire 236' 1956-58. Austin A70 1949-55; A90 'Atlantic' 1949-52; A90 and A95 1955-59; A99 1959-60; A105 1957-59; B.M.C. 3 litre 'Princess' 1960; All Austin-Healey Models (except 'Sprite') 1954-60; Taxi (Petrol) 1949-58; Hire Car (Petrol) 1950-58; 1½ ton Series IVFG (Petrol) 1960; 'Gipsy' 1958-60. Bedford TA, TC and TJ Trucks (Petrol) 1953-57; OSA-OLA, OSB-OLB, MS-ML and OSS 1951-53. Commer 25 cwt. Forward Control 1951-56; 1½/1½ ton Forward Control Mk. V (Petrol) 1956-60; Medium Pick-up Truck Mk. IV 1951-56; ¾/1½ ton 'Superpoise' Van and Medium Pick-up Truck Mk. V (Petrol) 1956-60. Daimler 2½ litre (except 'Consort') 1951-53; 'Consort' 1950-53; 3 litre 'Regency' 1953; 'Conquest' 1954-58; 'Empress' and 'Regency' 1955; 'One-O-Four' 1956-58. Humber 'Hawk' 1949-60; 'Super Snipe' 1959-60. Jaguar 2½ litre 1949-51; 2.4 litre 1956-60. Jensen 'Jen-Tug' 1952-54. Karrier 'Bantam' (Petrol) 1951-60; 1½/1½ ton Passenger Chassis (Petrol) 1957-60. Lanchester 14 1952-53. Lea Francis 14 1950-54. Morris 'Isis' 1956-58. Morris Commercial LO1 and LO2 1954; 1½ ton Series IVFG (Petrol) 1960. Riley 1½ litre 1949-55; 'Pathfinder' 1954-57; 'Two-Point-Six' 1958-59. Sunbeam 'Alpine' and 'Alpine Special' 1953-55; Saloon and Coupé 1955-57. Sunbeam-Talbot '90' 1950-54. Wolseley 'Six Ninety-Nine' 1959-60; 'Six Ninety' 1955-59.
- 25526 M418G. 12v.; clockwise; earth return. Morgan 'Plus Four' 1951-54. Standard 'Vanguard' (Petrol) 1948-52. Triumph '2000' 1949; 'Renown' 1950-52.
- 25529 M418G. 12v.; clockwise; earth return. Allard '21Z' 1953-55.
- 25531 M418G. 12v.; anti-clockwise; earth return. Citroen 15 1949-55.
- 25533 M418G. 12v.; clockwise; earth return. Daimler 'One-O-Four' 1958-59; 'Majestic' 1959-60; SP250 1960. Morris 'Oxford' Taxi and Hire Car 1951. Morris Commercial 15/20 cwt. (PV) 1949-53; 25/30 cwt. (LC3) 1949-52; 30 cwt. LC4 (Petrol) 1953. Rover '75' and '90' 1954; 3 litre 1959; All Petrol Models (except 3 litre) 1955-60.
- 25535 M418G. 12v.; clockwise; earth return. Alvis 14 1946-50. Armstrong Siddeley All Models 1946-49. Austin 10 and 12 1946-47; 16 1946-48; A70 1948-49; Taxi (Petrol) 1948. Commer 15/25 cwt. 1946-48; 25 cwt. Forward Control and 'Superpoise' 1946-50. Daimler 2½ litre (except 'Consort') 1946-50. Humber 'Hawk' 1946-48. Jaguar 1½ litre 1946-48; 2½ litre 1946-47. Karrier 'Bantam' 1946-50; 'Cob' 1947-48. Lea Francis 14 1946-49; 1½ litre Sports 1949. M.G. 1½ litre 1947-49; 'Midget' 1946-49. Morris 10 1946-48; 'Oxford' Taxi and Hire Car 1947-50. Morris Commercial 15/20 cwt. (PV) and 25/30 cwt. 1946-48. Riley 1½ litre 1946-48. Standard 12 and 14 1946-48. Sunbeam-Talbot 2 litre 1946-47; '90' 1948-49. Triumph '1800' 1946-48. Wolseley 10 and 12 1946-48.
- 25536 M418G. 6v.; anti-clockwise; earth return. Jowett 'Bradford' Van 1946-49; De Luxe Van and Utility 1949.
- 25541 M418G. 12v.; clockwise; earth return. Morgan 'Plus Four' (TR2/3 engine) 1955-60. Peerless 'Gran Turismo' 1959-60. Standard 'Vanguard' (Petrol) 1953-56; 'Ensign' (Borg Warner transmission) 1959-60. Swallow 'Doretta' 1954-55. Triumph TR2 and TR3 1954-59; 'Renown' 1953-54.
- 25549 M418G. 12v.; anti-clockwise; earth return. Jaguar XK-SS Open 2-seater 1958.

continued


STARTING MOTORS



VEHICLE APPLICATION REFERENCE—continued

- 25550 M418G. 12v.; clockwise; earth return. Morgan 'Plus Four' ('Vanguard' engine) 1959-60. Standard 'Vanguard' (later) 1956-60; 'Ensign' 1958-60. Triumph TR3 (later) 1959-60.
- 25551 M418G. 12v.; clockwise; earth return. Trojan 15/20 cwt. (Petrol) 1946-60.
- 25553 M418G. 12v.; anti-clockwise; earth return. Citroen DS19 1956-60; ID19 1959-60; 'Safari' 1960.
- 25557 M418G. 12v.; clockwise; earth return. Bedford TC Trucks (Petrol) 1958-60.
- 26008 M45G. 12v.; clockwise; earth return. Aston Martin 2 litre 1947-50. Morris Commercial CV Ambulance, ECV13/5 and FV 1949.
- 26009 M45G. 6v.; clockwise; earth return. Dellow Sports 1952-54. Jensen 'Jen-Tug' 1946-52. Meynell All Models 1952. Paramount Roadster and Coupé 1951-54.
- 26023 M45G. 12v.; clockwise; earth return. Bentley All Models (right hand drive) 1946-54. Rolls-Royce All right hand drive Models 1946-55.
- 26025 M45G. 12v.; clockwise; earth return. Dodge All Petrol Models 1949.
- 26026 M45G. 12v.; clockwise; earth return. Commer 2 and 3 ton 1946-47; 2/3, 3/4 and 4/5 ton (Petrol) 1949; 3 and 4 ton Trucks, Pantechinon, Tipper and 'Commando' (Petrol) 1947-59; 5 ton 1947. Humber 'Imperial', 'Pullman' and 'Super Snipe' 1946-49; 'Snipe' 1946. Karrier CK3 1946-48.
- 26032 M45G. 12v.; clockwise; earth return. Jaguar 3½ litre 1946-51.
- 26033 M45G. 12v.; clockwise; earth return. Bentley All left hand drive Models 1946-54. Rolls-Royce All left hand drive Models 1946-55.
- 26038 M45G. 12v.; clockwise; earth return. Austin 'Sheerline' 1948-49; 'Princess' 1948; 25 cwt. Van and Ambulance 1949; 2 and 3 ton 1946-48; Coach 1947-49. Daimler 27 and 36 Limousine 1946-53; DC27 Ambulance 1949; 4½ litre Limousine 1958-60. Healey All Models 1948-50. Lagonda 2½ litre 1949-50. Morris Commercial CV Ambulance, CV9/40, FV, FVS, CV11/40, NV and NVS (Petrol) 1950-55; PP Coach 1950-51. Riley 2½ litre 1947-49. Wolseley 25 1948.
- 26041 M45G. 12v.; clockwise; earth return. Alvis All Models 1951-60. Armstrong Siddeley 'Sapphire' (except 'Sapphire 236') 1953-59; ½ ton Pick-up Truck (Export only) 1957; 'Star' Limousine 1960. Commer 2/3, 3/4, 4/5 and 5 ton 'Superpoise' and 'Commando' (Petrol) 1949-53; 8 ton Tractor Trailer 1950. Humber 'Imperial', 'Pullman' and 'Super Snipe' 1950-54. Jaguar 3.4 and 3.8 litre 1958-60. Karrier CK3 1949-52. Lea Francis 18 and 2½ litre Sports 1952-54.
- 26042 M45G. 12v.; clockwise; earth return. Jaguar XK120 1949-52.
- 26043 M45G. 12v.; clockwise; earth return. Armstrong Siddeley 'Star Sapphire' 1959-60. Aston Martin All Models 1951-54. Austin A125 1949-54; A135 'Princess' 1949-60; 'Princess' Mk. IV 1957-59; Ambulance and Hearse 1951-60; Cargo Truck (Civilian) 1954-55; LD1A and LD2A 1955-60; 25 cwt. Van and Ambulance 1950-54; Series II Trucks 1949-55; Series III Trucks and Prime Mover (Petrol) 1956-60; Series IVFF Trucks and Prime Mover (Petrol) 1959-60; 2, 3 and 4 ton Series IVFG Trucks (Petrol) 1960; Coach (Petrol) 1950-60; Series III Petrol Tanker 1957-58; 301 Range (Petrol) 1957-60. Bedford 'S' and 'SB' Models and 'SH' Fire Engine Chassis 1951-53.
- 26043—continued
Daimler DC27 Ambulance 1950-54; 'Regency' and 'Regina' 1955; 4½ litre Limousine 1956-60. Healey 'Silverstone' (later) 1950; All Models 1951-54. Jensen 'Interceptor' 1950-55; '541' and '541R' 1954-60. Lagonda 2½ litre (later) 1950-52; 3½ litre Saloon and Coupé 1954-58. Morris Commercial LCS 1954-60; LDI and LD2 1955-60; 3 ton 3KNC (G.P.O.) 1956-59; Series III Trucks and Prime Mover (Petrol) 1956-60; 2, 3 and 4 ton Series IVFG Trucks (Petrol) 1960; Series IVFF Trucks, Prime Mover and Coach (Petrol) 1959-60. Riley 2½ litre 1950-53.
- 26045 M45G. 12v.; clockwise; earth return. Lea Francis 18 and 2½ litre Sports 1950-52.
- 26050 M45G. 12v.; clockwise; earth return. Dodge All Petrol Models 1950-55.
- 26051 M45G. 12v.; clockwise; earth return. Austin 2 and 3 ton (Diesel) 1955; 301 Range (Diesel) 1960. Morris Commercial LCO5 (Diesel) 1960; NVO12/3 and NVO11/5 (later) 1955.
- 26054 M45G. 12v.; clockwise; earth return. Bedford Bus 1946-50.
- 26055 M45G. 6v.; clockwise; earth return. Bedford 30 cwt., 2/3, 3/4 and 5 ton Trucks and Scammell Tractor 1946-50; Ambulance 1949-50.
- 26060 M45G. 12v.; clockwise; earth return. Allard All Models (except 'Clipper', '21C', '21X' and Cadillac engine) 1947-56. Jensen 3½ litre 1946-47.
- 26061 M45G. 12v.; clockwise; earth return. Austin 'Champ' 1954-56.
- 26062 M45G. 12v.; clockwise; earth return. Jaguar 3½ litre 1951-58; Mk. VIII and Mk. IX 1957-60; XK120, XK140 and XK150 1953-60.
- 26063 M45G. 6v.; anti-clockwise; earth return. Cooper 'Monaco' (Coventry Climax engine) 1959-60. Fairthorpe 'Electron' 1959-60.
- 26066 M45G. 12v.; clockwise; insulated return. Austin 2/5 ton Petrol Tanker 1952-55; Series III Petrol Tanker 1959-60. Morris Commercial Petrol Tanker 1951-52; Series III Petrol Tanker 1959-60.
- 26071 M45G. 12v.; clockwise; earth return. Standard 'Vanguard' (Diesel) 1954-57.
- 26077 M45G. 12v.; clockwise; earth return. Commer 5 and 7 ton Forward Control 1949-51; 6½ and 7 ton 1949-50; 'Avenger' (Petrol, 12 volt) 1949-51.
- 26086 M45G. 12v.; clockwise; earth return. Commer 5 and 7 ton Forward Control, 'Avenger' (Petrol, 12 volt) and Fire Tender or Pump Chassis 1952-53. Karrier 'Gamecock' 1953-54.
- 26094 M45G. 12v.; clockwise; earth return. Commer 2/3, 3/4 and 5 ton 'Superpoise' and 'Commando' (Petrol) 1953-57; 2/5 and 6 ton 'Superpoise' (Petrol) 1955-60; 3 ton four-wheel drive Cross Country Vehicle 1956; 4, 5 and 6 ton Forward Control (Petrol) 1959-60; 5 and 7 ton Forward Control, 'Avenger' Coach (Petrol, 12 volt) and Fire Tender or Pump Chassis 1954-60. Humber 'Super Snipe' 1955-57. Karrier 'Gamecock' (Petrol) 1955-60. Smiths Delivery Vehicles (Petrol) 1956-58.
- 26095 M45G. 12v.; clockwise; earth return. Bentley 4½ litre (automatic transmission) 1952-54.
- 26097 M45G. 12v.; clockwise; earth return. Jaguar 3½ litre 1955-58.
- 26100 M45G. 12v.; clockwise; earth return. Dodge All Petrol Models 1956-60.
- 26112 M45G. 12v.; clockwise; earth return. Trojan 15/20 cwt. (Diesel) 1957-60.
- 26116 M45G. 12v.; clockwise; earth return. Austin Taxi and Hire Car (Diesel) 1955-58.
- 26120 M45G. 12v.; clockwise; earth return. Bentley Model 'S' (synchromesh) 1957-59. Rolls-Royce 'Silver Cloud' (synchromesh) 1956-59.
- 26122 M45G. 12v.; clockwise; earth return. Austin 3 and 4 ton (Diesel) and 301 Range (Diesel) 1957. Morris Commercial LCO (Diesel) and 2/3 and 4 ton (Diesel) 1956-57.
- 26123 M45G. 12v.; clockwise; earth return. Bentley Model 'S' (automatic transmission) 1955-59. Rolls-Royce 'Silver Cloud' (automatic transmission) 1956-59.
- 26125 M45G. 12v.; clockwise; earth return. Austin LDO1A and LDO2A 1956-60. Morris Commercial LCO5X 1958-59; LDO1 and LDO2 1956-60.
- 26133 M45G. 12v.; clockwise; earth return. Austin Light 2 ton (3.4 litre Diesel), LCFO and 301FC 1958-59. Commer 1½/1½ ton Forward Control, 1 ton Forward Control and ¾/1½ ton 'Superpoise' (Diesel) 1957-60. Karrier 'Bantam' (Diesel) and 1½/1½ ton Passenger Chassis (Diesel) 1957-60. Morris Commercial LCFO 1958-59.
- 26135 M45G. 12v.; clockwise; earth return. Austin 3 and 4 ton Series III (Diesel) and 301 Range (Diesel) 1958-60. Morris Commercial LCO5 (Diesel) 1958-59; 2/3 and 4 ton Series III (Diesel) 1958-60.
- 26136 M45G. 12v.; clockwise; insulated return. Austin 3/4 ton Series III Petrol Tanker (Diesel) 1957-60. Morris Commercial 2/3 and 4 ton Series III Petrol Tanker (Diesel) 1957-60.
- 26147 M45G. 12v.; clockwise; earth return. Rover 'Landrover' (Diesel) 1958-60.
- 26148 M45G. 12v.; clockwise; earth return. Trojan 25 cwt. 1954-60.
- 26153 M45G. 12v.; clockwise; earth return. Austin Taxi and Hire Car (Diesel) 1959-60; 'Gipsy' (Diesel) 1958-60.
- 26164 M45G. 12v.; clockwise; earth return. Rover 3 litre 1960.
- 26166 M45G. 12v.; clockwise; earth return. Austin 1½ ton Series IVFG and Morris Commercial 1½ ton Series IVFG (2.2 litre engines, Diesel) 1960.
- 26167 M45G. 12v.; clockwise; earth return. Austin 2, 3 and 4 ton Series IVFG and Morris Commercial 2, 3 and 4 ton Series IVFG (3.4 litre engines, Diesel) 1960.
- 26170 M45G. 12v.; clockwise; earth return. Commer ¾ ton Forward Control Van and Passenger Chassis (Diesel) 1960.
- 26175 M45G. 12v.; clockwise; earth return. Bentley 'S2' 1960. Rolls-Royce 'Silver Cloud' II and 'Phantom' V 1960.
- 270468 M45G. 12v.; clockwise; earth return. Morris Commercial 35/40, 45/55, 60/70 cwt., 5 ton Forward Control Tipper, ECV13/3 and CV Models 1946-48; ECV13/5 (Petrol) 1949.
- 270545 M45G. 12v.; clockwise; insulated return. Austin 2/5 ton Petrol Tanker 1946-48.






STARTING MOTORS

Model Interpretation

BS	Starter with two-step axial engagement and clutch drive.
5	5" diameter yoke.
12 } 24 }	Voltage.
K-L-M-P	Design change letters.
14	Symbol number covering special features.

CA	Starter with co-axial engagement.
45	4½" diameter yoke.
A-C	Design change letters.
12	Voltage.
3	Symbol number covering special features.

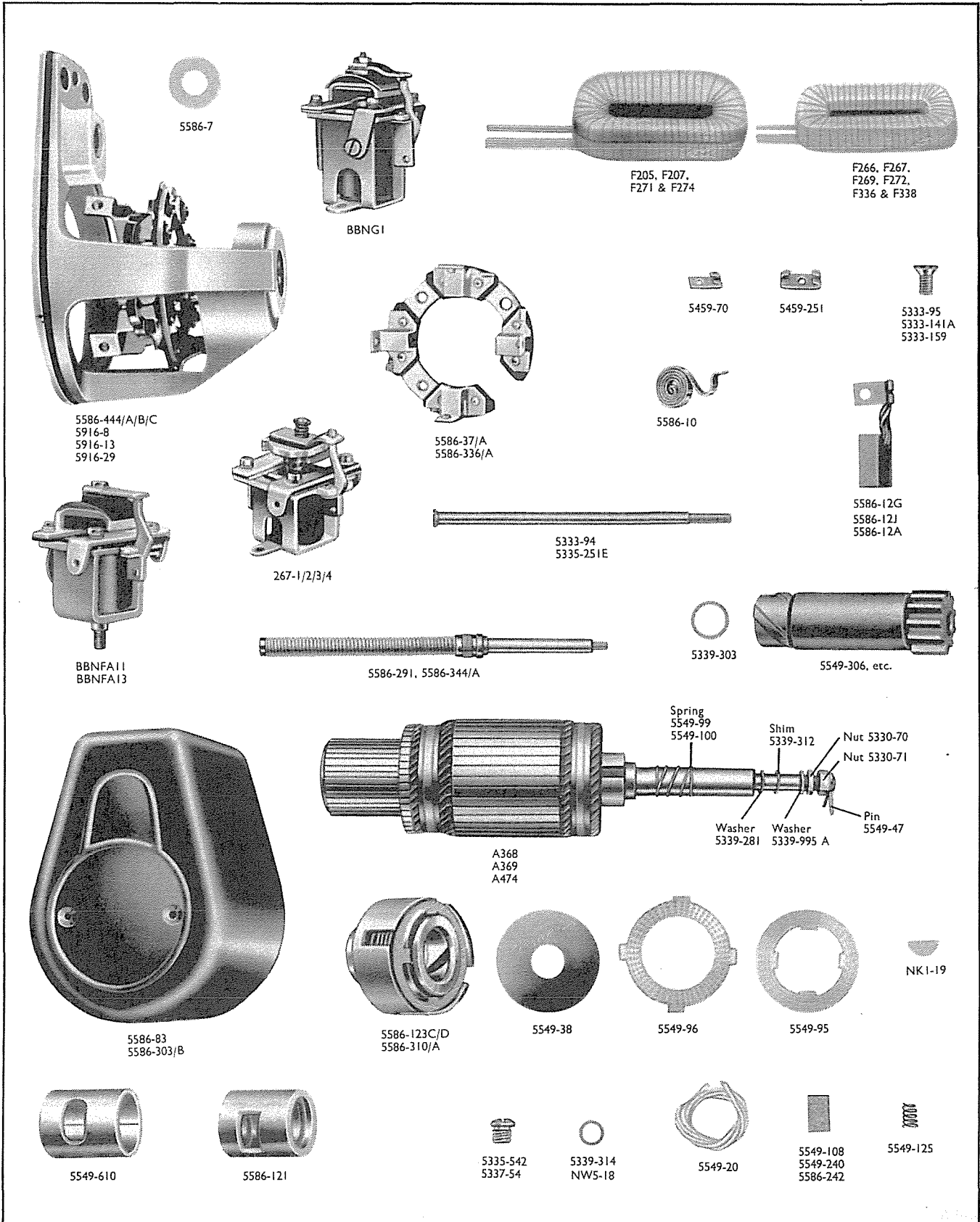


TYPICAL STARTER BS5.. OR SP5..



C.A.V. STARTING MOTORS

BS5 and SP5 MODELS



For detailed spare parts, see pages N35-N37

C.A.V. STARTING MOTORS



BS512 MODELS

Model	BS512M7	BS512L66	BS512M/P66	BS512M67	BS512K/L93	BS512M/P93
Part No.	1330070	—	1330660/1	1330670	—	1330930/1
Shield, commutator end, complete ..	5586-444A	5586-444	5586-444	5586-444	5586-444	5586-444
Washer, thrust	5586-7	5586-7	5586-7	5586-7	5586-7	5586-7
Switch, solenoid	267-1	BBNFA11	267-3	267-3	BBNFA11	267-3
Washer, spring, switch screw	5001-31	5001-31	5001-31	5001-31	5001-31	5001-31
Nut, switch fixing	—	5330-114A	—	—	5330-114A	—
Screw, switch fixing	NS22-14Z1	—	NS22-14Z1	NS22-14Z1	—	NS22-14Z1
Screw, connection	NS37-5Z1	NS16-10Z1	NS37-5Z1	NS37-5Z1	NS16-10Z1	NS37-5Z1
Washer, spring, connection screw ..	5244-22	5244-22	5244-22	5244-22	5244-22	5244-22
Washer, plain, connection screw ..	NW3-21T	5279-10	NW3-21T	NW3-21T	5279-10	NW3-21T
Cover, commutator end	5586-303	5586-83	5586-303	5586-303	5586-83	5586-303
Screw, cover fixing (K and L)	—	NS76-12Y1	—	—	NS76-12Y1	—
Stud, cover fixing (L, M and P) ..	5586-300	5586-300	5586-300	5586-300	5586-300	5586-300
Washer, lock, cover stud	NPI-8	NPI-8	NPI-8	NPI-8	NPI-8	NPI-8
Nut, cover stud	NU7-11Z1	NU7-11Z1	NU7-11Z1	NU7-11Z1	NU7-11Z1	NU7-11Z1
Screw, solenoid connector	—	NS7-6Z1	—	—	NS7-6Z1	—
Washer, spring, connector screw ..	—	5293-39	—	—	5293-39	—
Nut, terminal (K, L and M)	5330-79	5330-79	5330-79	5330-79	5330-79	5330-79
Nut, terminal (P)	—	—	5330-263	—	—	5330-263
Coils, main	F205	F205	F205	F205	F205	F205
Coils, auxiliary	F266	F266	F266	F266	F266	F266
Tag, auxiliary coils (L, M and P) ..	5459-251	5459-251	5459-251	5459-251	5459-251	5459-251
Tag, auxiliary coils (K, L, M and P)	5459-70	5459-70	5459-70	5459-70	5459-70	5459-70
Screw, pole (K)	—	—	—	—	5333-95	—
Screw, pole (L, M and P)	5333-159	5333-159	5333-159	5333-159	5333-159	5333-159
Base, brushgear	5586-37	5586-336	5586-336	5586-336	5586-336	5586-336
Screw, brushgear fixing	NS19-12Z1	NS19-12Z1	NS19-12Z1	NS19-12Z1	NS19-12Z1	NS19-12Z1
Washer, spring, brushgear screw ..	5293-57	5293-57	5293-57	5293-57	5293-57	5293-57
Brush	5586-12G	5586-12G	5586-12G	5586-12G	5586-12G	5586-12G
Screw, brush, short	—	—	NS16-11Z1	NS16-11Z1	—	NS16-11Z1
Screw, brush, long	—	—	NS16-13Z1	NS16-13Z1	—	NS16-13Z1
Spring, brush	NS16-13Z1	NS16-12Z1	NS16-13Z1	NS16-13Z1	NS16-12Z1	NS16-13Z1
Bolt, main fixing	5586-10	5586-10	5586-10	5586-10	5586-10	5586-10
Washer, spring, bolt	5333-94	5333-94	5333-94	5333-94	5335-251E	5335-251E
Washer, plain, bolt	—	—	—	—	5293-57	5293-57
Washer, seal, bolt	—	—	—	—	5339-4	5339-4
Pin, split, shaft nut	—	—	—	—	5339-270A	5339-270A
Nut, shaft	5549-47	5549-47	5549-47	5549-47	5549-47	5549-47
Nut, shaft, castellated	5330-70	5330-70	5330-70	5330-70	5330-70	5330-70
Washer, shaft	5330-71	5330-71	5330-71	5330-71	5330-71	5330-71
Pinion	5339-995	5339-995	5339-995	5339-995	5339-995	5339-995
Washer, felt, pinion	5549-306J	5549-306J	5549-306J	5549-306D	5549-306D	5549-306D
Shim, shaft nut	—	—	—	—	5339-281	—
Shim, pinion spring	5339-312	5339-312	5339-312	5339-312	5339-312	5339-312
Spring, pinion	5339-303	5339-303	5339-303	5339-303	5339-303	5339-303
Key, clutch	5549-100	5549-100	5549-100	5549-100	5549-100	5549-100
Armature	NK1-19	NK1-19	NK1-19	NK1-19	NK1-19	NK1-19
Plate, trip	A369	A369	A369	A369	A369	A369
Screw, trip plate	5586-68	5586-68	5586-68	5586-68	5586-68	5586-68
Washer, trip plate	5333-102	5333-102	5333-102	5333-102	5333-102	5333-102
Plunger, armature	5339-316	5339-316	5339-316	5339-316	5339-316	5339-316
Washer, plain, plunger	5586-344	5586-344	5586-344	5586-344	5586-344	5586-344
Washer, spring, plunger	5339-72A	5339-72A	5339-72A	5339-72A	5339-72A	5339-72A
Nut, plunger	5293-57	5293-57	5293-57	5293-57	5293-57	5293-57
Clutch	NU7-11Z1	NU7-11Z1	NU7-11Z1	NU7-11Z1	NU7-11Z1	NU7-11Z1
Plate, pressure	5586-310	5586-123C	5586-310	5586-310	5586-123C	5586-310
Plate, clutch, brass	5549-38	5549-38	5549-38	5549-38	5549-38	5549-38
Plate, clutch, steel	5549-96	5549-96	5549-96	5549-96	5549-96	5549-96
Bearing, drive end (K)	5549-95	5549-95	5549-95	5549-95	5549-95	5549-95
Bearing, drive end (L, M and P) ..	—	—	—	—	5586-121	—
Plug, oil	5549-610	5549-610	5549-610	5549-610	5549-610	5549-610
Washer, oil plug	5335-542	5335-542	5335-542	5335-542	5337-54	5337-54
Pad, felt, 20 mm. (L, M and P) ..	5339-314	5339-314	5339-314	5339-314	NW5-18	NW5-18
Pad, felt, 12 mm. (K, L, M and P)	5586-242	5586-242	5586-242	5586-242	5586-242	5586-242
Pad, felt, 14 mm. (K, L, M and P)	5549-108	5549-108	5549-108	5549-108	5549-108	5549-108
Wick, cotton	5549-240	5549-240	5549-240	5549-240	5549-240	5549-240
Spring, wick	5549-20	5549-20	5549-20	5549-20	5549-20	5549-20
Ring, seal, commutator end shield	5549-125	5549-125	5549-125	5549-125	5549-125	5549-125
Washer, seal, commutator end shield	5586-436	5586-436	5586-436	5586-436	5586-436	5586-436
stud	5586-437	5586-437	5586-437	5586-437	5586-437	5586-437

For illustrations, see pages N33-N34



C.A.V. STARTING MOTORS

BS524 MODELS

Model	BS524K/L60	BS524M/P60	BS524M88	BS524M/P97	BS524M99	BS524M/P101	BS524M/P127
Part No.	—	1332600/1	1332880	1332970/1	1332990	1333010/1	1333270/1
Shield, commutator end, complete	5586-444B	5586-444B	5586-444B	5586-444B	5586-444B	5586-444C	5586-444B
Washer, thrust	5586-7	5586-7	5586-7	5586-7	5586-7	5586-7	5586-7
Switch, solenoid	BBNFA13	267-4	267-4	267-4	267-4	267-2	267-4
Washer, spring, switch screw	5001-31	5001-31	5001-31	5001-31	5001-31	5001-31	5001-31
Nut, switch fixing	5330-114A	—	—	—	—	—	—
Screw, switch fixing	—	NS22-14Z1	NS22-14Z1	NS22-14Z1	NS22-14Z1	NS22-14Z1	NS22-14Z1
Screw, connection	NS16-10Z1	NS37-5Z1	NS37-5Z1	NS37-5Z1	NS37-5Z1	NS37-5Z1	NS37-5Z1
Washer, spring, connection screw	5244-22	5244-22	5244-22	5244-22	5244-22	5244-22	5244-22
Washer, plain, connection screw	5279-10	NW3-21T	NW3-21T	NW3-21T	NW3-21T	NW3-21T	NW3-21T
Cover, commutator end	5586-83	5586-303	5586-303	5586-303	5586-303	5586-303	5586-303
Screw, cover fixing (K and L)	NS76-12Y1	—	—	—	—	—	—
Stud, cover fixing (L, M and P)	5586-300	5586-300	5586-300	5586-300	5586-300	5586-300	5586-300
Washer, lock, cover stud	NPI-8	NPI-8	NPI-8	NPI-8	NPI-8	NPI-8	NPI-8
Nut, cover stud	NU7-11Z1	NU7-11Z1	NU7-11Z1	NU7-11Z1	NU7-11Z1	NU7-11Z1	NU7-11Z1
Screw, solenoid connector	NS7-6Z1	—	—	—	—	—	—
Washer, spring, connector screw	5293-39	—	—	—	—	—	—
Nut, terminal (K, L and M)	5330-79	5330-79	5330-79	5330-79	5330-79	5330-79	5330-79
Nut, terminal (P)	—	5330-263	—	5330-263	—	5330-263	5330-263
Coils, main	F207	F207	F207	F208	F207	F207	F207
Coils, auxiliary	F267	F267	F267	F269	F267	F267	F267
Tag, auxiliary coils (L, M and P)	5459-251	5459-251	5459-251	5459-251	5459-251	5459-251	5459-251
Tag, auxiliary coils (K, L, M and P)	5459-70	5459-70	5459-70	5459-70	5459-70	5459-70	5459-70
Screw, pole (K)	5333-95	—	—	—	—	—	—
Screw, pole (L, M and P)	5333-159	5333-159	5333-159	5333-159	5333-159	5333-159	5333-159
Base, brushgear	5586-336A	5586-336A	5586-336A	5586-336A	5586-336A	5586-37A	5586-336A
Screw, brushgear fixing	NS19-12Z1	NS19-12Z1	NS19-12Z1	NS19-12Z1	NS19-12Z1	NS19-12Z1	NS19-12Z1
Washer, spring, brushgear screw	5293-57	5293-57	5293-57	5293-57	5293-57	5293-57	5293-57
Brush	5586-12A	5586-12A	5586-12A	5586-12A	5586-12A	5586-12A	5586-12A
Screw, brush, short	—	NS16-11Z1	NS16-11Z1	NS16-11Z1	NS16-11Z1	NS16-11Z1	NS16-11Z1
Screw, brush, long	NS16-12Z1	NS16-13Z1	NS16-13Z1	NS16-13Z1	NS16-13Z1	NS16-13Z1	NS16-13Z1
Spring, brush	5586-10	5586-10	5586-10	5586-10	5586-10	5586-10	5586-10
Bolt, main fixing	5335-251E	5335-251E	5335-251E	5335-251E	5335-251E	5333-94	5335-251E
Washer, spring, bolt	5293-57	5293-57	5293-57	5293-57	5293-57	—	5293-57
Washer, plain, bolt	5339-4	5339-4	5339-4	5339-4	5339-4	—	5339-4
Washer, seal, bolt	5339-270A	5339-270A	5339-270A	5339-270A	5339-270A	—	5339-270A
Pin, split, shaft nut	5549-47	5549-47	5549-47	5549-47	5549-47	5549-47	5549-47
Nut, shaft	5330-70	5330-70	5330-70	5330-70	5330-70	5330-70	5330-70
Nut, shaft, castellated	5330-71	5330-71	5330-71	5330-71	5330-71	5330-17	5330-71
Washer, shaft	5339-995	5339-995	5339-995	5339-995	5339-995	5339-995	5339-995A
Pinion	5549-306J	5549-306J	5549-306J	5549-306L	5549-306J	5549-306D	5549-306BS
Washer, felt, pinion	5339-281	—	—	—	—	—	—
Shim, shaft nut	5339-312	5339-312	5339-312	5339-312	5339-312	5339-312	—
Shim, pinion spring	5339-303	5339-303	5339-303	5339-303	5339-303	5339-303	5339-303
Spring, pinion	5549-100	5549-100	5549-100	5549-99	5549-100	5549-100	5549-100
Key, clutch	NK1-19	NK1-19	NK1-19	NK1-19	NK1-19	NK1-19	NK1-19
Armature	A368	A368	A368	A368	A368	A368	A368
Plate, trip	5586-68	5586-68	5586-68	5586-68	5586-68	5586-68	5586-68
Screw, trip plate	5333-102	5333-102	5333-102	5333-102	5333-102	5333-102	5333-102
Washer, trip plate	5339-316	5339-316	5339-316	5339-316	5339-316	5339-316	5339-316
Plunger, armature	5586-344A	5586-344A	5586-344A	5586-344A	5586-344A	5586-344A	5586-344A
Washer, plain, plunger	5339-72A	5339-72A	5339-72A	5339-72A	5339-72A	5339-72A	5339-72A
Washer, spring, plunger	5293-57	5293-57	5293-57	5293-57	5293-57	5293-57	5293-57
Nut, plunger	NU7-11Z1	NU7-11Z1	NU7-11Z1	NU7-11Z1	NU7-11Z1	NU7-11Z1	NU7-11Z1
Clutch	5586-123C	5586-310	5586-310	5586-310A	5586-310	5586-310	5586-310
Plate, pressure	5549-38	5549-38	5549-38	5549-38	5549-38	5549-38	5549-38
Plate, clutch, brass	5549-96	5549-96	5549-96	5549-96	5549-96	5549-96	5549-96
Plate, clutch, steel	5549-95	5549-95	5549-95	5549-95	5549-95	5549-95	5549-95
Bearing, drive end (K)	5586-121	—	—	—	—	—	—
Bearing, drive end (L, M and P)	5549-610	5549-610	5549-610	5549-610	5549-610	5549-610	5549-610
Plug, oil	5337-54	5337-54	5337-54	5337-54	5337-54	5335-542	5335-542
Washer, oil plug	NW5-18	NW5-18	NW5-18	NW5-18	NW5-18	5339-314	5339-314
Pad, felt, 20 mm. (L, M and P)	5586-242	5586-242	5586-242	5586-242	5586-242	5586-242	5586-242
Pad, felt, 12 mm. (K, L, M and P)	5549-108	5549-108	5549-108	5549-108	5549-108	5549-108	5549-108
Pad, felt, 14 mm. (K, L, M and P)	5549-240	5549-240	5549-240	5549-240	5549-240	5549-240	5549-240
Wick, cotton	5549-20	5549-20	5549-20	5549-20	5549-20	5549-20	5549-20
Spring, wick	5549-125	5549-125	5549-125	5549-125	5549-125	5549-125	5549-125
Ring, seal, commutator end shield	5586-436	5586-436	5586-436	5586-436	5586-436	5586-436	5586-436
Washer, seal, commutator end shield stud	5586-437	5586-437	5586-437	5586-437	5586-437	5586-437	5586-437

For illustrations, see pages N33-N34

C.A.V. STARTING MOTORS



SP5 MODELS

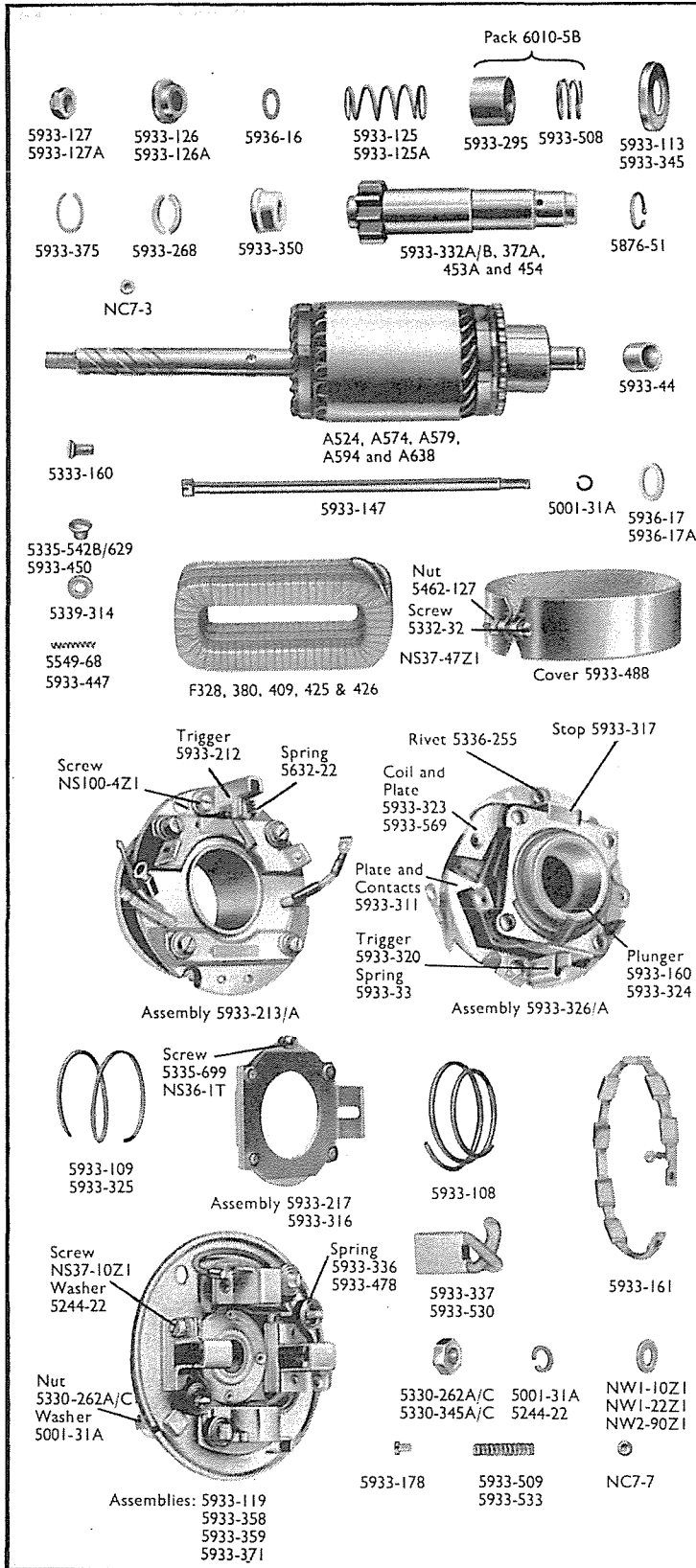
Model	SP512-1	SP512A1	SP512-3	SP512A3	SP512B3	SP512A13
Part No.	—	1340010	—	1340030	1340031	1340131
Shield, commutator end, complete ..	5916-13	5916-8	5916-13	5916-8	5916-29	5916-8
Washer, thrust	5586-7	5586-7	5586-7	5586-7	5586-7	5586-7
Switch, solenoid	BBNG1	BBNG1	BBNG1	BBNG1	BBNG1	BBNG1
Washer, spring, switch screw ..	5001-31	5001-31	5001-31	5001-31	5001-31	5001-31
Screw, switch fixing	NS53-18Z1	NS53-18Z1	NS53-18Z1	NS53-18Z1	NS53-18Z1	NS53-18Z1
Screw, connection	NS16-10Z1	NS16-10Z1	NS16-10Z1	NS16-10Z1	NS16-10Z1	NS16-10Z1
Washer, spring, connection screw ..	5244-22	5244-22	5244-22	5244-22	5244-22	5244-22
Washer, plain, connection screw ..	5279-10	5279-10	5279-10	5279-10	5279-10	5279-10
Cover, commutator end	5586-303B	5586-303B	5586-303B	5586-303B	5586-303B	5586-303B
Stud, cover fixing	5586-300	5586-300	5586-300	5586-300	5586-300	5586-300
Washer, lock, cover stud	NPI-8	NPI-8	NPI-8	NPI-8	NPI-8	NPI-8
Nut, cover stud	7095-34A	NU7-11Z1	7095-34A	NU7-11Z1	NU7-11Z1	NU7-11Z1
Nut, terminal	5330-79	5330-79	5330-79	5330-79	5330-263	5330-79
Coils, main	F271	F271	F274	F274	F274	F274
Coils, auxiliary	F272	F336	F272	F338	F338	F338
Tag, auxiliary coils (double) ..	5459-251	5459-251	5459-251	5459-251	5459-251	5459-251
Tag, auxiliary coils	5459-70	5459-70	5459-70	5459-70	5459-70	5459-70
Screw, pole	5333-141A	5333-159	5333-141A	5333-159	5333-159	5333-159
Base, brushgear	5586-37	5586-336	5586-37	5586-336	5586-336	5586-336
Screw, brushgear fixing	NS19-12Z1	NS19-12Z1	NS19-12Z1	NS19-12Z1	NS19-12Z1	NS19-12Z1
Washer, spring, brushgear screw ..	5293-57	5293-57	5293-57	5293-57	5293-57	5293-57
Brush	5586-12J	5586-12J	5586-12J	5586-12J	5586-12J	5586-12J
Screw, brush	NS16-12Z1	NS16-12Z1	NS16-12Z1	NS16-12Z1	NS16-12Z1	NS16-12Z1
Spring, brush	5586-10	5586-10	5586-10	5586-10	5586-10	5586-10
Bolt, main fixing	5335-251E	5335-251E	5335-251E	5335-251E	5335-251E	5335-251E
Washer, spring, bolt	5293-57	5293-57	5293-57	5293-57	5293-57	5293-57
Washer, plain, bolt	5339-4	5339-4	5339-4	5339-4	5339-4	5339-4
Washer, seal, bolt	5339-270A	5339-270A	5339-270A	5339-270A	5339-270A	5339-270A
Pin, split, shaft nut	5549-47	5549-47	5549-47	5549-47	5549-47	5549-47
Nut, shaft	5330-70	5330-70	5330-70	5330-70	5330-70	5330-70
Nut, shaft, castellated	5330-71	5330-71	5330-71	5330-71	5330-71	5330-71
Washer, shaft	5339-995A	5339-995	5339-995	5339-995	5339-995	5339-995A
Pinion	5549-306BZ	5549-306L	5549-306J	5549-306J	5549-306J	5549-306CH
Washer, felt, pinion	5339-281	5339-281	5339-281	5339-281	5339-281	5339-281
Shim, shaft nut	—	5339-312	5339-312	5339-312	5339-312	—
Shim, pinion spring	5339-303	5339-303	5339-303	5339-303	5339-303	5339-303
Spring, pinion	5549-99	5549-99	5549-100	5549-100	5549-100	5549-100
Key, clutch	NK1-19	NK1-19	NK1-19	NK1-19	NK1-19	NK1-19
Armature	A474	A474	A474	A474	A474	A474
Plate, trip	5586-68	5586-68	5586-68	5586-68	5586-68	5586-68
Screw, trip plate	5333-102	5333-102	5333-102	5333-102	5333-102	5333-102
Washer, trip plate	5339-316	5339-316	5339-316	5339-316	5339-316	5339-316
Plunger, armature	5586-291	5586-344	5586-291	5586-344	5586-344	5586-344
Washer, plain, plunger	5339-72A	5339-72A	5339-72A	5339-72A	5339-72A	5339-72A
Washer, spring, plunger	5293-57	5293-57	5293-57	5293-57	5293-57	5293-57
Nut, plunger	NU7-11Z1	NU7-11Z1	NU7-11Z1	NU7-11Z1	NU7-11Z1	NU7-11Z1
Clutch	5586-123D	5586-310A	5586-123C	5586-310	5586-310	5586-310
Plate, pressure	5549-38	5549-38	5549-38	5549-38	5549-38	5549-38
Plate, clutch, brass	5549-96	5549-96	5549-96	5549-96	5549-96	5549-96
Plate, clutch, steel	5549-95	5549-95	5549-95	5549-95	5549-95	5549-95
Bearing, drive end	5549-610	5549-610	5549-610	5549-610	5549-610	5549-610
Plug, oil	5337-54	5337-54	5337-54	5337-54	5337-54	5337-54
Washer, oil plug	5339-314	NW5-18	5339-314	NW5-18	NW5-18	NW5-18
Pad, felt, 20 mm.	5586-242	5586-242	5586-242	5586-242	5586-242	5586-242
Pad, felt, 12 mm.	5549-108	5549-108	5549-108	5549-108	5549-108	5549-108
Pad, felt, 14 mm.	5549-240	5549-240	5549-240	5549-240	5549-240	5549-240
Wick, cotton	5549-20	5549-20	5549-20	5549-20	5549-20	5549-20
Spring, wick	5549-125	5549-125	5549-125	5549-125	5549-125	5549-125
Ring, seal, commutator end shield	5586-296	5586-436	5586-296	5586-436	5586-436	5586-436
Washer, seal, commutator end shield stud ..	5586-437	5586-437	5586-437	5586-437	5586-437	5586-437

For illustrations, see pages N33-N34



C.A.V. STARTING MOTORS

CA45 MODELS



Model	CA4512-2 CA45A12-2	CA45C12-2
Part No.	1320020/1	1320023
Locknut, shaft	5933-127	—
Stop, pinion	5933-126	—
Washer, shim, pinion stop	5936-16	—
Clip, spring, pinion sleeve	—	5933-375
Key, set, pinion sleeve	—	5933-268
Sleeve, pinion spring	—	5933-350
Spring, pinion return	5933-125	5933-125
Collar, locking	{ Use pack 6010-5B }	5933-295
Spring, lock	{ Use pack 6010-5B }	5933-508
Collar, trip	5933-113	5933-345
Circlip, trip collar	5876-51	5876-51
Pinion	5933-453A	5933-332A
Ball, steel	NC7-3	NC7-3
Armature	A524	A579
Bearing, drive end	5933-44	5933-44
Screw, pole	5333-160	5333-160
Washer, shim, .008"	5936-17	5936-17
Washer, shim, .004"	5936-17A	5936-17A
Plug, oil	5335-542B	5933-450
Washer, oil plug	5339-314	—
Spring, oil plug	5549-68	5933-447
Bolt, through	5933-147	5933-147
Washer, spring, bolt	5001-31A	5001-31A
Coils, field	F328	F409
Cover band	5933-488	5933-235
Screw, cover band	5332-32	NS37-47Z1
Nut, cover band screw	5462-127	5462-127
Coil unit, with contacts	5933-213	—
Solenoid assembly	—	5933-326
Coil and plate	—	5933-569
Plate, with contacts	—	5933-311
Trigger and guide	5933-212	5933-320
Spring, trigger	5632-22	5933-33
Stop, moving contact	5933-206	5933-317
Rivet, stop	—	5336-255
Screw, stop	NS39-2Z1	—
Plunger	5933-160	5933-324
Spring, contact return	5933-109	5933-325
Moving contact assy.	5933-217	5933-316
Screw	NS36-1T	5335-699
Washer, spring	5293-39	5244-22
Spring, main contact	5933-108	5933-108
Screw, solenoid fixing	NS100-4Z1	5335-637
Resistor	5933-535	5933-161
Commutator end shield assy.	5933-119	5933-359
Spring, brush	5846-478	5933-336
Bush, bearing	5846-54A	5846-54A
Nut, terminal	5330-262A	5330-262C
Washer, spring	5001-31A	5001-31A
Screw, brush	NS37-10Z1	NS37-10Z1
Washer, spring, brush screw	5244-22	5244-22
Brush	5933-530	5933-337
Nut, large terminal	5330-262A	5330-262C
Washer, plain, large terminal	NW2-90Z1	NW1-22Z1
Washer, spring, large terminal	5001-31A	5001-31A
Nut, small terminal	5330-345A	5330-345C
Washer, plain, small terminal	NW1-10Z1	NW1-10Z1
Washer, spring, small terminal	5244-22A	5244-22
Spring, shaft	5933-533	5933-509
Guide, spring	5933-178	—
Ball, steel	NC7-7	NC7-7

C.A.V. STARTING MOTORS



CA45 MODELS

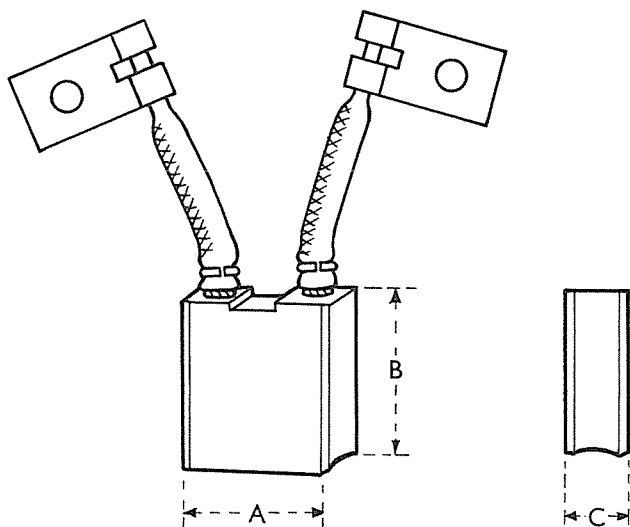
Model	CA45A12-3	CA45C12-3	CA45C12-4	CA45A12-6	CA45A12-8	CA45A12-13	CA45C12-13
Part No.	1320031	1320033	1320043	1320061	1320080	1320130	1320131
Locknut, shaft	5933-127	—	—	5933-127	5933-127	5933-127A	—
Stop, pinion	5933-126	—	—	5933-126	5933-126	5933-126A	—
Washer, shim, pinion stop	5936-16	—	—	5936-16	5936-16	5936-16	—
Clip, spring, pinion sleeve	—	5933-375	5933-375	—	—	—	5933-375
Key, set, pinion sleeve	—	5933-268	5933-268	—	—	—	5933-268
Sleeve, pinion spring	—	5933-350	5933-350	—	—	—	5933-350
Spring, pinion return	5933-125	5933-125	5933-125	5933-125	5933-125	5933-125A	5933-125A
Collar, locking	{ Use pack 6010-5B }	5933-295	5933-295	{ Use pack 6010-5B }	{ Use pack 6010-5B }	{ Use pack 6010-5B }	5933-295
Spring, lock	{ Use pack 6010-5B }	5933-508	5933-508	{ Use pack 6010-5B }	{ Use pack 6010-5B }	{ Use pack 6010-5B }	5933-508
Collar, trip	5933-113	5933-345	5933-345	5933-113	5933-113	5933-113	5933-345
Clip, spring, pinion sleeve	5876-51	5876-51	5876-51	5876-51	5876-51	5876-51	5876-51
Pinion	5933-453A	5933-332A	5933-332B	5933-453A	5933-453A	5933-454	5933-372A
Ball, steel	NC7-3	NC7-3	NC7-3	NC7-3	NC7-3	NC7-3	NC7-3
Armature	A524	A579	A579	A574	A574	A638	A594
Bearing, drive end	5933-44	5933-44	5933-44	5933-44	5933-44	5933-44	5933-44
Screw, pole	5333-160	5333-160	5333-160	5333-160	5333-160	5333-160	5333-160
Washer, shim, .008"	5936-17	5936-17	5936-17	5936-17	5936-17	5936-17	5936-17
Washer, shim, .004"	5936-17A	5936-17A	5936-17A	5936-17A	5936-17A	5936-17A	5936-17A
Plug, oil	5335-542B	5933-450	5933-450	5335-542B	5335-629	5335-542B	5933-450
Washer, oil plug	5339-314	—	—	5339-314	5339-314	5339-314	—
Spring, oil plug	5549-68	5933-447	5933-447	5549-68	5549-68	5549-68	5933-447
Bolt, through	5933-147	5933-147	5933-147	5933-147	5933-147	5933-147	5933-147
Washer, spring, bolt	5001-31A	5001-31A	5001-31A	5001-31A	5001-31A	5001-31A	5001-31A
Coils, field	F328	F409	F409	F380	F380	F425	F426
Cover band	5933-488	5933-235	5933-235	5933-488	5933-488	5933-488	5933-235
Screw, cover band	5332-32	NS37-47Z1	NS37-47Z1	5332-32	5332-32	5332-32	NS37-47Z1
Nut, cover band screw	5462-127	5462-127	5462-127	5462-127	5462-127	5462-127	5462-127
Coil unit, with contacts	5933-213A	—	—	5933-213	5933-213	5933-213	—
Solenoid assembly	—	5933-326A	5933-326	—	—	—	5933-326
Coil and plate	—	5933-323	5933-569	—	—	—	5933-569
Plate, with contacts	—	5933-311	5933-311	—	—	—	5933-311
Trigger and guide	5933-212	5933-320	5933-320	5933-212	5933-212	5933-212	5933-320
Spring, trigger	5632-22	5933-33	5933-33	5632-22	5632-22	5632-22	5933-33
Stop, moving contact	5933-206	5933-317	5933-317	5933-206	5933-206	5933-206	5933-317
Rivet, stop	—	5336-255	5336-255	—	—	—	5336-255
Screw, stop	NS39-2Z1	—	—	NS39-2Z1	NS39-2Z1	NS39-2Z1	—
Plunger	5933-160	5933-324	5933-324	5933-160	5933-160	5933-160	5933-324
Spring, contact return	5933-109	5933-325	5933-325	5933-109	5933-109	5933-109	5933-325
Moving contact assembly	5933-217	5933-316	5933-316	5933-217	5933-217	5933-217	5933-316
Screw	NS36-1T	5335-699	5335-699	NS36-1T	NS36-1T	NS36-1T	5335-699
Washer, spring	5293-39	5244-22	5244-22	5293-39	5293-39	5293-39	5244-22
Spring, main contact	5933-108	5933-108	5933-108	5933-108	5933-108	5933-108	5933-108
Screw, solenoid fixing	NS100-4Z1	5335-637	5335-637	NS100-4Z1	NS100-4Z1	NS100-4Z1	5335-637
Resistor	5933-535	5933-161	5933-161	5933-535	5933-535	5933-535	5933-161
Commutator end shield assembly	5933-119	5933-358	5933-359	5933-119	5933-119	5933-119	5933-371
Spring, brush	5846-478	5933-336	5933-336	5846-478	5846-478	5846-478	5933-336
Bush, bearing	5846-54A	5846-54A	5846-54A	5846-54A	5846-54A	5846-54A	5846-54A
Nut, terminal	5330-262A	5330-262C	5330-262C	5330-262A	5330-262A	5330-262A	5330-262C
Washer spring	5001-31A	5001-31A	5001-31A	5001-31A	5001-31A	5001-31A	5001-31A
Screw, brush	NS37-10Z1	NS37-10Z1	NS37-10Z1	NS37-10Z1	NS37-10Z1	NS37-10Z1	NS37-10Z1
Washer, spring, brush screw	5244-22	5244-22	5244-22	5244-22	5244-22	5244-22	5244-22
Brush	5933-530	5933-337	5933-337	5933-530	5933-530	5933-530	5933-337
Nut, large terminal	5330-262A	5330-262C	5330-262C	5330-262A	5330-262A	5330-262A	5330-262C
Washer, plain, large terminal	NW2-90Z1	NW1-22Z1	NW1-22Z1	NW2-90Z1	NW2-90Z1	NW2-90Z1	NW1-22Z1
Washer, spring, large terminal	5001-31A	5001-31A	5001-31A	5001-31A	5001-31A	5001-31A	5001-31A
Nut, small terminal	5330-345A	5330-345C	5330-345C	5330-345A	5330-345A	5330-345A	5330-345C
Washer, plain, small terminal	NW1-10Z1	NW1-10Z1	NW1-10Z1	NW1-10Z1	NW1-10Z1	NW1-10Z1	NW1-10Z1
Washer, spring, small terminal	5244-22A	5244-22	5244-22	5244-22A	5244-22A	5244-22A	5244-22
Spring, shaft	5933-533	5933-509	5933-509	5933-533	5933-533	5933-533	5933-509
Guide, spring	5933-178	—	—	5933-178	5933-178	5933-178	—
Ball, steel	NC7-7	NC7-7	NC7-7	NC7-7	NC7-7	NC7-7	NC7-7

For illustrations, see page N38



C.A.V. STARTING MOTORS

BRUSH CHART



Part No.	Fitted to Models	No. off per set	Dimensions		
			A	B	C
5586-12G	BS512	4	20 mm.	26 mm.	9 mm.
5586-12A	BS524	4	20 mm.	26 mm.	9 mm.
5586-12J	SP512	4	20 mm.	26 mm.	9 mm.
5933-530	CA45A12	4	20 mm.	26 mm.	9 mm.
5933-337	CA45C12	4	20 mm.	26 mm.	9 mm.

VEHICLE APPLICATION REFERENCE

1320020

Bedford TD and TC 4 cylinder 1958.
Morris Commercial 7 ton Truck and Coach (Diesel) 1958.

1320021

Austin 5 and 7 ton and Prime Mover (Diesel) 1958-59.
Bedford TJ and TC 4 cylinder 1959-60.
Morris Commercial 5 and 7 ton and Prime Mover (Diesel) 1958-59.

1320023

Austin 5 and 7 ton and Prime Mover (Diesel) 1960.
Bedford 'SB' type Coach and Chassis (Bedford Diesel engine) 1960.
Morris Commercial 5 and 7 ton and Prime Mover (Diesel) 1960.

1320031

Morris Commercial 5 ton Tanker (Diesel) 1959.

1320033

Austin 5 and 7 ton Petrol Tanker (Diesel) 1960.
Morris Commercial 5 and 7 ton Petrol Tanker (Diesel) 1960.

1320060

Dodge (Perkins R6 Diesel engine, 12 volt) 1959-60.

1320061

Commer 4, 5 and 6 ton Forward Control (Perkins C305 Diesel engine) 1959-60.
Dodge (Perkins P6 Diesel engine) 1960.
Karrier 'Gamecock' (Diesel) 1959-60.

1320080

Dodge 6 ton 4-speed 1960.

1320131

Commer 7 ton Forward Control and 10/12 ton Tractor (Rootes TS3 Diesel engine) 1959-60.

1320171

Commer 3/5 and 6 ton 'Superpoise' (Diesel) 1959-60.

1330070

Jensen 6 ton 'JNSN' Lightweight 1946-47; Lightweight Commercial Vehicle 1954-55.

1330660

Bedford 1/6 ton TA (Diesel) 1953-57.
Commer 3 and 4 ton Trucks, Pantehnicon, Tipper and 'Commando' Chassis (Diesel) 1947.
Dodge (Perkins P4 and P6 Diesel engines) 1956-59.

1330661

Dodge (Perkins P4 Diesel engine) 1959-60.

1330670

Commer 3/5 ton 'Superpoise' (Diesel) 1958; 3/4, 4/5 and 5 ton 'Superpoise' (Diesel) 1950-54.

1330930

Commer 3/5 ton 'Superpoise' (Diesel) 1955-57.
Smiths Delivery Vehicles (Diesel) 1956-58.

1332600

Commer 5 ton 'Superpoise' 1954-58; 8 ton Tractor Trailer (Diesel) 1950.

1332601

Bedford SBO Coach, SLO Truck and SAO Tractor (Perkins R6 Diesel engine) 1954-56.
Commer 5 and 6 ton 'Superpoise' (Diesel, 24 volt) 1959-60.

1332970

Commer 'Avenger' (Rootes TS3 Diesel engine, 24 volt) 1954-58.

1332971

Commer 'Avenger' (Rootes TS3 Diesel engine, 24 volt) 1959-60.

1332990

Dodge (Perkins R6 Diesel engine, 24 volt) 1956-58.

1333270

Bedford 'S' Type 7 ton Truck, 9, 10 and 12 ton Tractor (24 volt) and 'SB' Type Coach and Chassis (Leyland Diesel engine, 24 volt) 1958.

1333271

Bedford 'S' Type 7 ton Truck, 9, 10 and 12 ton Tractor (24 volt) and 'SB' Type Coach and Chassis (Leyland Diesel engine, 24 volt) 1959-60.

1333310

Dodge (Leyland 0.350 Diesel engine, 24 volt) 1958.

1333311

Dodge (Leyland 0.350 Diesel engine, 24 volt) 1959-60.

1340010

Commer 5 and 7 ton Forward Control and Tractor (Rootes TS3 Diesel engine) 1955-58.
Karrier 'Gamecock' (Diesel) 1957-58.

1340030

Bedford 'SB' Type Coach and Chassis (Perkins Diesel engine) 1957-58.
Morris Commercial 5 ton (Diesel) 1957.

1340130

Bedford TD, TJ and TC 6 cylinder 1958.

1341131

Bedford 'S' Type 7 ton Truck and 9, 10 and 12 ton Tractors 1958-60; TJ and TC 6 cylinder 1959-60; 'SB' Type Coach and Chassis (Bedford Diesel engine) 1959.

BS512-L66

Austin 2, 3 and 5 ton Series II Trucks 1949-55.
Dodge (Perkins P6 Diesel engine) 1951-56.
Karrier 'Bantam' (Diesel) 1955-56.
Trojan 1 1/2 cwt. Van (Diesel) 1954-56.

BS524K-L60

Morris Commercial NVO, NVO12/3 and NVO11/5 1951-55.

BS524K60

Morris Commercial ECVO13/5 (Diesel) 1949; FVO, FVSO and FVSO12/5 1949-55.

BS524L88

Dodge (Perkins R6 Diesel engine, 24 volt) 1954-55.

SP512-1

Karrier 'Gamecock' (Diesel) 1955-56.

SP512-3

Austin 3/5 ton Series III Trucks and Prime Mover (Diesel) 1956; 7 ton Forward Control Truck (Diesel) 1956-57.

Bedford 'S' Type 7 ton Truck and 9, 10 and 12 ton Tractors 1957.
Morris Commercial 5 ton (Diesel) 1956.

LUCAS

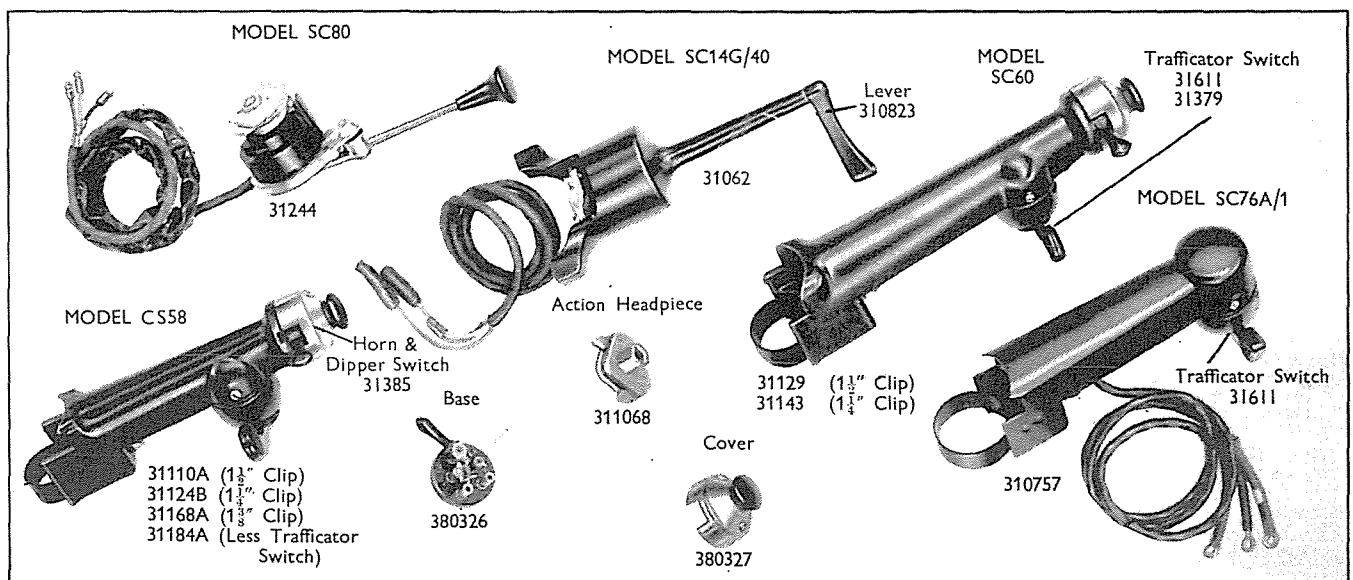
SECTION
P

STEERING COLUMN CONTROLS, CONTROL ARMS AND NACELLES

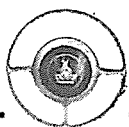
Model Interpretation

- CC Column control.
- U Universal trafficator switch.
- 1 Horn push with spring operated trafficator switch.
- 2 Horn ring with spring operated trafficator switch.
- 3 Horn push, dipper switch and spring operated trafficator switch.
- 5 Horn push.
- 6 Horn push, dipper switch and spring roller type trafficator switch.

CONTROL ARMS



For detailed spare parts, see page P2



CONTROL ARMS

HORN, DIPPER AND TRAFFICATOR SWITCHES MOUNTED TO STEERING COLUMN

DETAILED SPARE PARTS

For illustrations, see page P1

Part No.	31062A	†31078A	†31090A	31110A	31124B	31129A	†31143A	†31155A	31168A	31184B
Model	SC14G/40	SC14G/40	SC77	CS58A	CS58A	SC60	SC60	SC14G/47	CS58A	CS58A
Replaced by (see footnote)	—	(31062)	(31129)	—	—	—	(31124)	(31062)	—	—
Plunger bearing	—	—	—	—	—	310480	310480	—	—	—
Clip	—	—	310323	310323	310207	310323	310207	—	310264	310264
Screw, switch fixing	—	—	106734	106734	106734	106734	106734	—	106734	106734
§Switch, horn and dipper	—	—	—	31385A	31385A	31385A	31385A	—	31385A	31385A
§ Cover	—	—	—	380327	380327	380327	380327	—	380327	380327
§ Base assembly	—	—	—	380326	380326	380326	380326	—	380326	380326
§Switch, trafficator	—	—	31611	31379	31379	31611	31547	—	31379	—
Screw, fixing plate and earth lead	—	—	100521	100521	100521	100521	100521	—	100521	100521
§Lever	310823	310823	—	—	—	—	—	310823	—	—
§Action headpiece	311068	311068	—	—	—	—	—	311068	—	—
§Screw, terminal, 5 B.A.	—	—	120610	120610	120610	120610	120610	—	120610	—
§Screw, terminal, 2 B.A.	120560	120560	120560	120560	120560	120560	120560	120560	120560	—

Part No.	31244A/L	†310254	†310518	†310750	†310754	310757	†310818
Model	SC80	CS58	SC60/3	SC76A/1	SC76A/1	SC76A/1	SC14G/40
Replaced by (see footnote)	—	(31124)	(31129)	(310757)	(310757)	—	(31062)
Plunger bearing	—	—	310480	310480	310480	310480	—
Clip	—	310207	310323	—	—	—	—
Screw, switch fixing	—	106734	106734	—	—	106734	—
§Switch, horn and dipper	—	31385A	31385A	—	—	—	—
§ Cover	—	380327	380327	—	—	—	—
§ Base assembly	—	380326	380326	—	—	—	—
§Switch, trafficator	—	31379	31611	31611	31611	31611	—
Screw, fixing plate and earth lead	—	100521	100521	100521	100521	100521	—
§Lever or knob	311061	—	—	—	—	—	310823
§Action headpiece	311068	—	—	—	—	—	311068
Nut, fixing	311067	—	—	—	—	—	—
§Screw, terminal, 5 B.A.	—	120610	120610	120610	120610	120610	—
§Screw, terminal, 2 B.A.	—	120560	120560	120560	120560	120560	120560
Screw, trafficator switch fixing	—	136291	—	136291	136291	—	—

VEHICLE APPLICATION REFERENCE

31062A SC14G/40. Trafficator switch.
Rover 10, 12, 14 and 16 1946-47; '60' and '75' 1948-49; 'Landrover' and Station Wagon 1949-51.

31110A CS58A. Trafficator, horn and dip switch.
Citroen 15 (late) 1946.

31124B CS58A. Trafficator, horn and dipper switch.
Jowett 'Bradford' Van 1946 and 1949-52; De Luxe Van and 6 Light Utility 1949-52.

31129A SC60. Trafficator, horn and dipper switch.
Citroen All Models 1946; 15 1947-50; 23 1949-50.

31143A SC60. Trafficator, horn and dipper switch.
Jowett 'Bradford' Van 1947-48.
Lea Francis 6 Light Saloon 1949.

31168A CS58A. Trafficator, horn and dipper switch.
Lloyd '650' Roadster 1948-50.

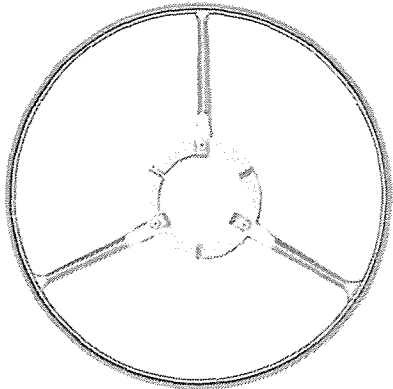
31184B CS58A. Horn and dipper switch.
Trojan 15/20 cwt. 1946-55.

31244A SC80. Trafficator switch.
Rover '75' 1950-54; '60' 1954.

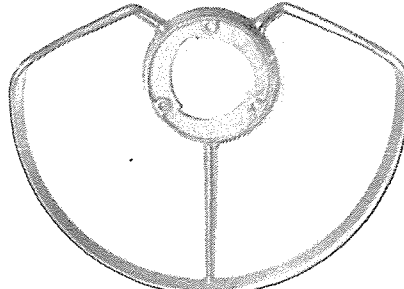
310757 SC76A/1. Trafficator switch.
Bedford 5/6 cwt. 1946-47.
Vauxhall 10 and 12 1946-47.

Note. For replacement control arm spare parts, see appropriate column under part number
 † Recommended spares for stock
 † When ordering, quote part number in brackets

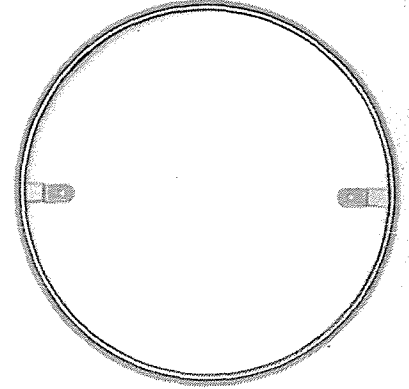
STEERING COLUMN CONTROLS



Typical full ring



Typical half ring



330703

HORN PUSHES



32749




33504 (Grey)
33512 (Princess Grey)
33513 (Black)
33538 (Nimbus White)



32756

HORN BARS AND CONTACTS



333347



333042


TOP COVERS



321882



322540 (Brown)
323433 (Black)
323442 (Less switch)
324154 (4" dia cover)
331429 (Different base)
54300427 (Black)



323140 (no marking)
323623




322199 (All Brown)
323787 (Brown, Cream horn push)
324217 (Plain horn push)
324218 (Walnut finish)
324685 (Grey finish)
330718 (Silvered horn push)




323768



322354 (Metallic beige)
323823 (Black)
323926 (Less dip switch)
324146 (Dark Grey)
54300157 (Less dip switch)




324475



322399 (Shallow base)
323970 (Brown)

COVER MOULDINGS



322266
323388
324627
324941



322575 (CC3)
323297 (CC3)
324925 (CC3)
331403 (CC5)
54300242 (CC5)



323897




323929



324162, 333203
333204, 333206
333208, 333278
333280, 333281
333452, 54300511



324928



330684



331168



331301



331371 (Stone)
333338 (Black)



331438
330643 (Deeper)



331872
331928
54300170
54300218



54300202



54300274

For detailed spare parts, see pages P6-P32



STEERING COLUMN CONTROLS

LEVERS

320143 320567 322337 323190 323249 323589 323598 323895 323933 324044 324196 324208 324392 324243

324469 324504 324655 324971 324992 324158 323453 (shorter) 330625 54300347 330647 330676 330723 331174 331441 331875 333402 54300300 Window 54300255

SPRINGS
(Figures indicate free length)

322093 ($\frac{7}{8}$ ") 322241 324866 ($\frac{9}{16}$ ") 330746 ($\frac{3}{8}$ ") 552378 ($\frac{3}{8}$ ") 54300068 ($\frac{1}{8}$ ") 324943 ($\frac{3}{8}$ ") 331406 ($\frac{1}{2}$ ") 331568 ($\frac{1}{2}$ ") 762062 ($\frac{3}{8}$ ") 331911 ($\frac{1}{2}$ ") 333153 ($\frac{1}{16}$ ") 54300301 ($\frac{1}{2}$ ") 331372 54300064 ($\frac{3}{8}$ ") 54300117 ($\frac{1}{16}$ ") 333257

PAD

321449 (1-6" dia) 323474 (2" dia) 323812 (2-1/2" dia) 324151 (2-1/8" dia) 330768 (3" dia) silvered centre 331404 (2-1/2" dia) 322056 322175 (Slotted) 322366 (Marked 'O') 324382 322577 (Black) 324684 (Grey) 324923 (Brown) 54300103 (Coffee) 333254 (Grey) 333382 (Grey) 333383 (Black) 54300221 (Grey) 323734 762064 324477 323718 324477

HORN PUSH KNOBS

TYPICAL CONTACTS

324539 321824 330671 330672 324625 310081 31380 31381 310111 323785 324693 323635

TRAFFICATOR SWITCHES

BEZELS

323317 333078 (with upper contact) 323734 324693 323317 333078 (with upper contact)

ROTORS AND PLUNGERS

Plunger 322150 322151 Plunger 310107 311153 324509 322400 323905 311154 324527 324062 330612 322246 900269 330709 322022 324492 330767

CONNECTOR CLIPS AND FIXING PINS

CUSHIONS & GROMMET

324510 324944 311151 324510 324944 311151

SWITCH TOP

TYPICAL TOP COVER BASE

TYPICAL HORN PUSH RETAINING RING

COVER SUPPORT BRACKET

54300071

BRUSHES

331397 380833

COVER SUPPORT PLATES

323934 330632 54300113 331921 331116 331745

BRACKET AND CONTACT PLATE

TYPICAL FIXING CUPS

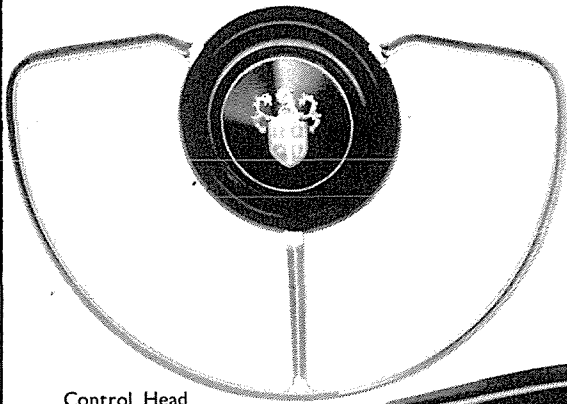
TYPICAL SUNDRY PARTS SET

For detailed spare parts, see pages P6-P32

STEERING COLUMN CONTROLS




SERVICED BY
VEHICLE
MANUFACTURERS



Control Head
and Sleeve
(CC2 type)




End Piece



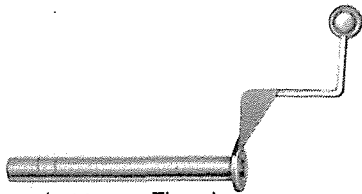
Horn Ring and Motif




Cover and Motif



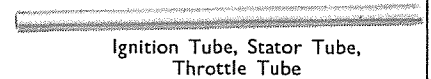
Stator Tube and Plate



Ignition or Throttle
Lever and Sleeve or Tube



Cable



Ignition Tube, Stator Tube,
Throttle Tube



Location
Bracket



Locating
Ring



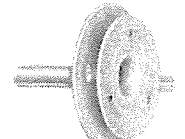
Fixing
Plate




Support Plate
and Post




Striker
Ring



Stator Plate,
Retaining Plate and Sleeve




Slip Ring




Rim and Base
Assembly



Motif



Horn Push
Cover




Horn Push
or Knob




Trafficator Lever
and Motif

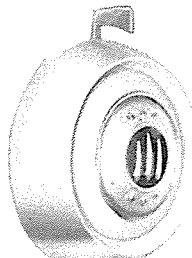
TOP COVER ASSEMBLIES




CC1 Type




CC3 Type



CCU3 Type




CC5 Type



CC6 Type

For detailed spare parts, see pages P6-P32



STEERING COLUMN CONTROLS

DETAILED SPARE PARTS


Part No. (Complete Control)	32704A/F CC3 Armstrong Siddeley	32705A/H CCI Austin	32706A/H CCI Austin	32707A/J CCI Standard	32708A/F CCI Standard	32709A/F CCI Austin	32711A/F CCI Daimler	
Model	—	—	—	—	—	—	—	
Fitted to	—	—	—	—	—	—	—	
Replaced by (see footnote)	—	—	—	—	—	—	—	
(1) §Horn ring and upper contact or bracket	—	—	—	—	—	—	—	
(2) §Horn ring	—	—	—	—	—	—	—	
(3) Bar or bezel and upper contact	—	—	—	—	—	—	—	
(4) Bezel, knob or motif	—	—	—	—	—	—	—	
(5) §Top cover	323970	323433	323433	323433	323433	323433	323433	
(6) Cover moulding	324783	333207	333207	333207	333207	333207	333207	
(7) Plate, moulding, cover support	—	—	—	—	—	—	—	
(8) § Spring, horn push	322093	322093	322093	322093	322093	322093	322093	
(9) § Base, top cover	322494	—	—	—	—	—	—	
(10) Skirt, moulding	—	—	—	—	—	—	—	
(11) § Knob, horn push	322056	322175	322175	322175	322175	322175	322175	
(12) § Plate and contacts, horn push or cable	—	—	—	—	—	—	—	
(13) § Ring, retaining or packing	—	322176	322176	322176	322176	322176	322176	
(14) § Cover and contact, or contact, lower	—	—	—	—	—	—	—	
(15) § Contact set, horn push	321824	321824	321824	321824	321824	321824	321824	
(16) Contact plate, horn push	—	324645	324645	324645	324645	324645	324645	
(17) Pin, fixing	—	—	—	—	—	—	—	
(18) § Switch, direction indicator (less lever)	—	—	—	—	—	—	—	
(19) § Base, switch	323454	323438	323438	323438	323438	323438	323438	
(20) Top, switch	—	—	—	—	—	—	—	
(21) Rotor and plunger	322151	322151	322151	322151	322151	322151	322151	
(22) Rotor	—	—	—	—	—	—	—	
(23) § Plunger	322150	322150	322150	322150	322150	322150	322150	
(24) § Cam, pawl and spring set	324527	324527	324527	324527	324527	324527	324527	
(25) § Lever, indicator switch	323190	324992	324992	324992	324992	324992	324992	
(26) § Lever, dipper switch	324243	—	—	—	—	—	—	
(27) Clip, fixing	—	—	—	—	—	—	—	
(28) §Nut or screw, fixing or location	—	—	—	—	—	—	—	
(29) §Screw, terminal	—	—	—	—	—	—	—	
(30) Connector, earth	324062	330612	330612	330612	330612	330612	330612	
(31) Connector or clip, cable	—	—	900269	900269	900269	900269	900269	
(32) Distance piece, top	—	—	—	—	—	—	—	
(33) Distance piece, bottom	—	—	—	—	—	—	—	
(34) Fixing cup and contact (or dip switch contact)	—	—	—	—	—	—	—	
(35) ‡Cushion, horn ring	—	—	—	—	—	—	—	
(36) Bracket, stop, horn contact	—	—	—	—	—	—	—	
(37) Bracket and contact plate	—	—	—	—	—	—	—	
(38) Fixing parts, set	—	—	—	—	—	—	—	
(39) §Sundry parts, set	324882	324882	324882	324882	324882	324882	324882	
(40) †Brush assembly	—	—	—	—	—	—	—	
<i>The following parts are serviced by the Vehicle Manufacturer:</i>								
(41) Top or horn push cover (or horn ring) and motif	—	—	—	—	—	—	—	
(42) Horn push or knob	—	—	—	—	—	—	—	
(43) Horn push cover plate	—	—	—	—	—	—	—	
(44) Lever, trafficator, with motif	—	—	—	—	—	—	—	
(45) End piece, horn bar	—	—	—	—	—	—	—	
(46) Control head and sleeve	—	—	—	—	—	—	—	
(47) Stator tube, or stator tube and plate	323967	323994	323995	324010	324014	323996	323997	
(48) Stator plate, retaining plate and sleeve or tube	324116	—	—	—	—	—	—	
(49) Slip ring complete with cable	—	—	—	—	—	—	—	
(50) Moulding, slip ring	—	—	—	—	—	—	—	
(51) Contact plate	—	—	—	—	—	—	—	
(52) Ignition or throttle tube	—	—	—	—	—	—	—	
(53) Ignition or throttle lever and sleeve or tube	—	—	—	—	—	—	—	
(54) Rim and base	—	—	—	—	—	—	—	
(55) Fixing plate, bracket or clip	—	—	—	—	—	—	—	
(56) Striker ring or plate	324537	324536	324536	324536	324536	324536	324536	
(57) Motif	—	—	—	—	—	—	—	
(58) Plate, motif support	—	—	—	—	—	—	—	
(59) Ring or bracket, locating	324117	—	—	—	—	—	—	
(60) Cable	858028	851848	851847	851846	851846	851850	851883	

For illustrations, see pages P3-P5

Note. For replacement steering column control spare parts, see appropriate column under part number ‡ Cut to suit requirements § Recommended spares for stock
 † Supplied separately

All complete steering column controls (except those marked §) are serviced by the Vehicle Manufacturer

STEERING COLUMN CONTROLS



DETAILED SPARE PARTS

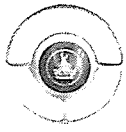
32712A — Daimler —	32713A — Sunbeam- Talbot —	32714A/K CC3 Standard —	32715A/F CCI Standard —	32717A — Daimler —	32718A CC6 Alvis —	32719A/K CC3 Standard —	32724A/E CC3 Hillman —	32728A/H CC3 Standard —	32729A/F CC3 Standard —	32730A CC6 Jaguar —	
—	—	—	—	—	—	—	—	—	—	—	(1)
—	—	—	—	—	—	—	—	—	—	—	(2)
—	—	—	—	—	—	—	—	—	—	—	(3)
—	—	323317	—	—	—	323317	—	323317	—	—	(4)
321882	—	324146	323442	321882	—	324146	324146	324146	324146	323623	(5)
—	—	324384	333207	—	—	324384	324142	324384	324384	—	(6)
—	—	—	—	—	—	—	—	—	—	—	(7)
—	762062	322093	322093	—	322241	322093	322093	322093	322093	‡323907	(8)
—	324002	323208	—	—	322475	323208	322496	322497	322497	323597	(9)
—	—	—	—	—	323143	—	—	—	—	323585	(10)
762064	—	323812	322175	762064	324477	323812	323812	323812	323812	323624	(11)
—	—	—	—	—	—	—	—	—	—	—	(12)
—	—	—	322176	—	—	—	—	—	—	—	(13)
—	—	—	—	—	—	—	—	—	—	—	(14)
—	760261	321824	321824	—	324539	321824	321824	321824	321824	324539	(15)
—	—	—	324645	—	—	—	—	—	—	—	(16)
—	—	—	—	—	—	—	—	—	—	—	(17)
310081	310111	—	—	310081	310111	—	—	—	—	310111	(18)
—	—	323454	—	—	—	323454	323454	323454	323454	—	(19)
—	—	—	—	—	—	—	—	—	—	—	(20)
—	—	322151	—	—	—	322151	322151	322151	322151	—	(21)
—	—	—	—	—	—	—	—	—	—	—	(22)
—	310107	322150	—	—	310107	322150	322150	322150	322150	310107	(23)
—	—	324527	—	—	—	324527	324527	324527	324527	—	(24)
320143	—	333402	—	320143	324044	333402	333402	333402	333402	323589	(25)
—	—	324208	—	—	324392	324208	324208	324208	324208	323598	(26)
—	—	—	—	—	—	—	—	—	—	—	(27)
—	—	—	—	—	—	—	—	—	—	—	(28)
—	—	—	—	—	—	—	—	—	—	—	(29)
—	—	324062	330612	—	—	324062	324062	324062	324062	—	(30)
—	—	—	—	—	322015	—	—	—	—	324492	(31)
—	—	—	—	—	—	—	—	—	—	320704	(32)
—	—	—	—	—	—	—	—	—	—	322240	(33)
—	—	—	—	—	—	—	—	—	—	—	(34)
—	—	—	—	—	—	—	—	—	—	—	(35)
—	—	—	—	—	—	—	—	—	—	—	(36)
—	—	—	—	—	—	—	—	—	—	—	(37)
—	—	—	—	—	—	—	—	—	—	—	(38)
322482	324882	324882	324882	322482	324569	324882	324882	324882	324882	324569	(39)
—	—	—	—	—	—	—	—	—	—	—	(40)
—	—	—	—	—	324478	—	—	—	—	—	(41)
—	—	—	—	—	—	—	—	—	—	—	(42)
—	—	—	—	—	—	—	—	—	—	—	(43)
—	—	—	—	—	—	—	—	—	—	—	(44)
—	—	—	—	—	—	—	—	—	—	—	(45)
—	—	—	—	—	—	—	—	—	—	—	(46)
324018	324006	324015	324010	324026	324047	324016	324145	324015	324016	324120	(47)
331010	—	—	—	331010	324836	—	—	—	—	323157	(48)
—	—	—	—	—	—	—	—	—	—	—	(49)
—	—	—	—	—	—	—	—	—	—	—	(50)
324019	—	—	—	324027	—	—	—	—	—	—	(51)
—	—	—	—	—	—	—	—	—	—	—	(52)
321881	—	—	—	321881	324054	—	—	—	—	—	(53)
—	—	—	—	—	—	—	—	—	—	—	(54)
—	—	—	—	—	—	—	—	—	—	—	(55)
321178	—	324537	—	321178	324156	324537	324537	324537	324537	324468	(56)
—	—	—	—	—	—	—	—	—	—	—	(57)
—	—	—	—	—	—	—	—	—	—	—	(58)
—	—	—	—	—	—	—	324140	—	—	—	(59)
858078	851890	858083	858024	858079	858095	858082	858246	858192	858193	858236	(60)

For illustrations, see pages P3-P5

‡ Rubber pad

All complete steering column controls (except those marked §) are serviced by the Vehicle Manufacturer

continued



STEERING COLUMN CONTROLS


DETAILED SPARE PARTS

Part No. (Complete Control)	32732A/E CC3	32737A/H CC1	32738A CC6 Lea Francis	32740A CC6 Sunbeam- Talbot	32742A/F CC3	32743A/F CC3	32744A/F CC3
Model	Allard	Singer	Lea Francis	Sunbeam- Talbot	Standard	Standard	Standard
Fitted to	—	—	—	—	—	—	—
Replaced by (see footnote)	—	—	—	—	—	—	—
(1) §Horn ring and upper contact or bracket	—	—	—	—	—	—	—
(2) §Horn ring	—	—	—	—	—	—	—
(3) Bar or bezel and upper contact	—	—	—	—	—	—	—
(4) Bezel, knob or motif	—	—	—	—	323317	—	—
(5) §Top cover	323823	323433	—	—	324146	324146	324146
(6) Cover moulding	322061	333207	—	—	324171	324171	324171
(7) Plate, moulding, cover support	—	—	—	—	—	—	—
(8) § Spring, horn push	322093	322093	322241	324199	322093	322093	322093
(9) § Base, top cover	322498	—	322477	324874	322499	322511	322499
(10) Skirt, moulding	—	—	323143	—	—	—	—
(11) § Knob, horn push	322056	322175	—	—	323812	323812	323812
(12) § Plate and contacts, horn push or cable	—	—	—	—	—	—	—
(13) § Ring, retaining or packing	—	322176	—	—	—	—	—
(14) § Cover and contact, or contact, lower	—	—	—	—	—	—	—
(15) § Contact set, horn push	321824	321824	324539	324888	321824	321824	321824
(16) Contact plate, horn push	—	324645	—	—	—	—	—
(17) Pin, fixing	—	—	—	—	—	—	—
(18) § Switch, direction indicator (less lever)	—	—	310111	310119	—	—	—
(19) § Base, switch	323454	323438	—	—	323454	323454	323454
(20) Top, switch	—	—	—	—	—	—	—
(21) Rotor and plunger	322151	322151	—	—	322151	322151	322151
(22) Rotor	—	—	—	—	—	—	—
(23) § Plunger	322150	322150	310107	310107	322150	322150	322150
(24) § Cam, pawl and spring set	324527	324527	—	—	324527	324527	324527
(25) § Lever, indicator switch	323190	324992	323155	324196	333402	333402	333402
(26) § Lever, dipper switch	324243	—	324392	324469	324208	324208	324208
(27) Clip, fixing	—	—	—	—	—	—	—
(28) §Nut or screw, fixing or location	—	—	—	—	—	—	—
(29) §Screw, terminal	—	—	—	—	—	—	—
(30) Connector, earth	324062	330612	—	—	324062	324062	324062
(31) Connector or clip, cable	—	900269	—	324492	—	—	—
(32) Distance piece, top	—	—	—	324197	—	—	—
(33) Distance piece, bottom	—	—	322240	322433	—	—	—
(34) Fixing cup and contact (or dip switch contact)	—	—	—	—	—	—	—
(35) ‡Cushion, horn ring	—	—	—	—	—	—	—
(36) Bracket, stop, horn contact	—	—	—	—	—	—	—
(37) Bracket and contact plate	—	—	—	—	—	—	—
(38) Fixing parts, set	—	—	—	—	—	—	—
(39) §Sundry parts, set	324882	324882	324569	324569	324882	324882	324882
(40) †Brush assembly	—	—	—	—	—	—	—
<i>The following parts are serviced by the Vehicle Manufacturer:</i>							
(41) Top or horn push cover (or horn ring) and motif	—	—	324397	324470	—	—	—
(42) Horn push or knob	—	—	324127	331091	—	—	—
(43) Horn push cover plate	—	—	—	—	—	—	—
(44) Lever, trafficator, with motif	—	—	—	—	—	—	—
(45) End piece, horn bar	—	—	—	—	—	—	—
(46) Control head and sleeve	—	—	—	—	—	—	—
(47) Stator tube, or stator tube and plate	324113	324066	324130	324388	324015	324015	324016
(48) Stator plate, retaining plate and sleeve or tube	324114	—	324385	—	—	—	—
(49) Slip ring complete with cable	—	—	—	—	—	—	—
(50) Moulding, slip ring	—	—	—	—	—	—	—
(51) Contact plate	—	—	—	—	—	—	—
(52) Ignition or throttle tube	—	—	—	—	—	—	—
(53) Ignition or throttle lever and sleeve or tube	—	—	324131	—	—	—	—
(54) Rim and base	—	—	—	—	—	—	—
(55) Fixing plate, bracket or clip	—	—	—	—	—	—	—
(56) Striker ring or plate	324537	324536	324156	324214	324537	324537	324537
(57) Motif	—	—	—	—	—	—	—
(58) Plate, motif support	—	—	—	—	—	—	—
(59) Ring or bracket, locating	324111	—	—	—	—	—	—
(60) Cable	858230	858219	858241	858265	858083	858192	858082

For illustrations, see pages P3-P5

Note. For replacement steering column control spare parts, see appropriate column under part number † Cut to suit requirements
§ Recommended spares for stock ‡ Supplied separately

STEERING COLUMN CONTROLS



DETAILED SPARE PARTS

32745A/F CC3 Standard —	32747A/N CC2 Austin —	§32749A/H CC5 Austin- Healey —	§†32750A CC5 Bristol Aero (32756)	§†32750B CC5 Bristol Aero (32756)	32751A/B CC6 Jensen —	32754A/H CC3 A.C. —	32755A CC6 Alvis —	§32756A CC5 Lagonda —	§32756B/D CC5 Lagonda —	32757A CC6 Alvis —	
—	323919	—	—	—	—	—	—	—	—	—	(1)
—	—	—	—	—	—	—	—	—	—	—	(2)
—	—	—	—	—	—	—	—	—	—	—	(3)
—	—	—	—	—	—	—	—	—	—	—	(4)
324146	—	333204	324162	324162	—	324218	324475	324162	324162	—	(5)
324171	—	—	—	—	—	324226	—	—	—	—	(6)
—	—	—	—	—	—	—	—	—	—	—	(7)
322093	‡323907	322093	322753	322753	322241	322093	322241	322753	322753	322241	(8)
322511	—	—	—	—	322409	324225	322475	—	—	322475	(9)
—	—	—	—	—	323143	—	323143	—	—	323143	(10)
323812	—	324053	321449	321449	—	324684	324477	321449	321449	324477	(11)
—	—	—	—	—	—	—	—	—	—	—	(12)
—	—	324366	—	—	—	—	—	—	—	—	(13)
—	—	—	—	—	—	—	—	—	—	—	(14)
321824	—	321824	—	—	324539	321824	324539	—	—	324539	(15)
—	—	324645	324738	324853	—	—	—	323738	324853	—	(16)
—	—	—	—	—	—	—	—	—	—	—	(17)
—	324979	—	—	—	310111	—	310111	—	—	310111	(18)
323454	323438	—	—	—	—	323438	—	—	—	—	(19)
—	—	—	—	—	—	—	—	—	—	—	(20)
322151	—	—	—	—	—	322151	—	—	—	—	(21)
—	324509	—	—	—	—	—	—	—	—	—	(22)
322150	322150	—	—	—	310107	322150	310107	—	—	310107	(23)
324527	324527	—	—	—	—	324527	—	—	—	—	(24)
333402	324504	—	—	—	—	324971	324044	—	—	324044	(25)
324208	—	—	—	—	323155	324392	324392	—	—	324392	(26)
—	—	—	—	—	—	—	—	—	—	—	(27)
—	—	—	—	—	—	—	—	—	—	—	(28)
—	—	—	—	—	—	—	—	—	—	—	(29)
324062	—	—	—	—	—	330612	—	—	—	—	(30)
—	—	—	—	—	322015	900269	—	—	—	322015	(31)
—	—	—	—	—	—	—	—	—	—	—	(32)
—	—	—	—	—	322240	—	322240	—	—	322240	(33)
—	—	—	—	—	—	—	—	—	—	—	(34)
—	324510	—	—	—	—	—	—	—	—	—	(35)
—	—	—	323736	—	—	—	—	323736	—	—	(36)
—	—	—	331745	331745	—	—	—	331745	331745	—	(37)
—	—	—	—	—	—	—	—	—	—	—	(38)
324882	324882	322382	322382	322382	324569	324882	324569	322382	322382	324569	(39)
—	—	—	—	—	—	—	—	—	—	—	(40)
—	—	—	—	—	324474	—	—	—	—	324474	(41)
—	—	—	—	—	323319	—	—	—	—	—	(42)
—	324314	—	—	—	—	—	—	—	—	—	(43)
—	—	—	—	—	—	—	—	—	—	—	(44)
—	—	—	—	—	—	—	—	—	—	—	(45)
—	—	—	—	—	—	—	—	—	—	—	(46)
324016	324093	—	—	—	324293	324229	324257	—	—	324257	(47)
—	324978	—	—	—	323157	323975	324258	—	—	324258	(48)
—	—	—	—	—	—	—	—	—	—	—	(49)
—	—	—	—	—	—	—	—	—	—	—	(50)
—	—	—	—	—	324297	—	—	—	—	—	(51)
—	—	—	—	—	—	—	—	—	—	—	(52)
—	—	—	—	—	323156	—	324256	—	—	324256	(53)
—	—	—	—	—	—	—	—	—	—	—	(54)
—	—	—	—	—	—	—	—	—	—	—	(55)
324537	324536	—	—	—	324156	324536	324156	—	—	324156	(56)
—	—	—	—	—	—	—	—	—	—	—	(57)
—	—	—	—	—	—	—	—	—	—	—	(58)
—	—	—	—	—	—	—	—	—	—	—	(59)
858193	858256	859094	858278	858278	858532	858349	858340	—	—	858095	(60)


For illustrations, see pages P3-P5

† When ordering, quote part number shown in brackets

‡ Rubber pad

All complete steering column controls (except those marked §) are serviced by the Vehicle Manufacturer

continued



STEERING COLUMN CONTROLS

DETAILED SPARE PARTS

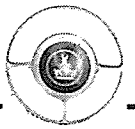
Part No. (Complete Control) Model	32758A/F CC6	32759A/F CC6	32760A/K CC1	32762A/F CC1	§32764A CC5	§32764D CC5	32767A/D —
Fitted to	Jaguar	Jaguar	Austin	Vauxhall	Jowett	Jowett	Rover
Replaced by (see footnote)	—	—	—	—	—	—	—
(1) §Horn ring and upper contact or bracket	—	—	—	—	—	—	—
(2) §Horn ring	—	—	—	—	—	—	—
(3) Bar or bezel and upper contact	—	—	—	—	—	—	—
(4) Bezel, knob or motif	—	—	—	—	—	—	—
(5) §Top cover	323140	323140	—	—	333203	333203	323768
(6) Cover moulding	—	—	333206	324928	—	—	—
(7) Plate, moulding, cover support	—	—	—	—	—	—	—
(8) § Spring, horn push	322241	322241	322093	322093	322093	322093	322753
(9) § Base, top cover	322476	322476	—	—	—	—	—
(10) Skirt, moulding	323143	323143	—	—	—	—	—
(11) § Knob, horn push	324477	324477	—	—	324053	324053	323734
(12) § Plate and contacts, horn push or cable	—	—	—	—	—	—	—
(13) § Ring, retaining or packing	—	—	324366	324325	324366	324366	—
(14) § Cover and contact, or contact, lower	—	—	—	—	—	—	—
(15) § Contact set, horn push	324539	324539	321824	321824	321824	321824	323855
(16) Contact plate, horn push	—	—	324645	324809	—	324645	‡324235
(17) Pin, fixing	—	—	—	—	—	—	—
(18) § Switch, direction indicator (less lever)	310111	310111	—	324693	—	—	—
(19) § Base, switch	—	—	323438	323438	—	—	—
(20) Top, switch	—	—	—	—	—	—	—
(21) Rotor and plunger	—	—	322151	—	—	—	—
(22) Rotor	—	—	—	322400	—	—	—
(23) § Plunger	310107	310107	322150	322150	—	—	—
(24) § Cam, pawl and spring set	—	—	324527	324527	—	—	—
(25) § Lever, indicator switch	323155	323155	331441	—	—	—	—
(26) § Lever, dipper switch	324392	324392	—	—	—	—	323249
(27) Clip, fixing	—	—	—	—	—	—	—
(28) §Nut or screw, fixing or location	—	—	—	—	—	—	—
(29) §Screw, terminal	—	—	—	—	—	—	—
(30) Connector, earth	—	—	330612	330612	—	—	—
(31) Connector or clip, cable	322022	322022	900269	900269	—	—	—
(32) Distance piece, top	—	—	—	—	—	—	—
(33) Distance piece, bottom	322240	322240	—	—	—	—	—
(34) Fixing cup and contact (or dip switch contact)	—	—	—	—	—	—	323215
(35) †Cushion, horn ring	—	—	—	—	—	—	—
(36) Bracket, stop, horn contact	—	—	—	—	—	—	—
(37) Bracket and contact plate	—	—	—	—	—	—	—
(38) Fixing parts, set	—	—	—	—	—	—	—
(39) §Sundry parts, set	324569	324569	324882	324882	322382	322382	322482
(40) †Brush assembly	—	—	—	—	—	—	—
<i>The following parts are serviced by the Vehicle Manufacturer:</i>							
(41) Top or horn push cover (or horn ring) and motif	—	—	324377	324898	—	—	—
(42) Horn push or knob	—	—	324921	324808	—	—	—
(43) Horn push cover plate	—	—	—	—	—	—	—
(44) Lever, trafficator, with motif	—	—	—	—	—	—	—
(45) End piece, horn bar	—	—	—	—	—	—	—
(46) Control head and sleeve	—	—	—	—	—	—	—
(47) Stator tube, or stator tube and plate	324300	324300	324371	324333	—	—	324347
(48) Stator plate, retaining plate and sleeve or tube	323157	323157	—	—	—	—	—
(49) Slip ring complete with cable	—	—	—	—	—	—	—
(50) Moulding, slip ring	—	—	—	—	—	—	—
(51) Contact plate	—	—	—	—	—	—	—
(52) Ignition or throttle tube	—	—	—	—	—	—	—
(53) Ignition or throttle lever and sleeve or tube	—	—	—	—	—	—	—
(54) Rim and base	—	—	—	—	—	—	—
(55) Fixing plate, bracket or clip	—	—	—	—	—	—	—
(56) Striker ring or plate	324468	324468	324536	324536	—	—	—
(57) Motif	—	—	—	—	—	—	—
(58) Plate, motif support	—	—	—	—	—	—	—
(59) Ring or bracket, locating	—	—	—	—	—	—	—
(60) Cable	859040	859040	858621	858548	—	—	858796

For illustrations, see pages P3-P5

Note. For replacement steering column control spare parts, see appropriate column under part number † Dip switch § Recommended spares for stock

‡ Cut to suit requirements ¶ Supplied separately

STEERING COLUMN CONTROLS



DETAILED SPARE PARTS

§†32769A CC5 Jowett (32764)	§†32772A CC5 Austin- Healey (32756)	§†32772B CC5 Austin- Healey (32756)	32775A/F CC6 Humber —	32775H/J CC6 Humber —	32776A/K CC2 Austin —	32777A/J CC1 Austin —	32779A/L CC2 Standard 'Vanguard' —	32782A/F CC3 Allard —	32785A/J CC7 'Landrover' —	32786A/J CC3 Hillman 'Minx' —	
—	—	—	—	—	—	—	324512	—	—	—	(1)
—	—	—	—	—	323919	—	—	—	—	—	(2)
—	—	—	—	—	—	—	—	—	—	—	(3)
—	—	—	—	—	—	—	—	—	—	—	(4)
333203	324162	324162	—	—	—	—	—	322399	323768	324146	(5)
—	—	—	—	—	—	333206	—	322061	—	324142	(6)
—	—	—	—	—	—	—	—	—	—	—	(7)
322093	322753	322753	‡323907	322093	‡323907	322093	‡323907	322093	322753	322093	(8)
—	—	—	322408	322408	—	—	—	322498	—	322496	(9)
—	—	—	324485	324485	—	—	—	—	—	—	(10)
324382	321449	321449	—	—	—	—	—	322056	323734	323812	(11)
—	—	—	—	—	—	—	—	—	—	—	(12)
322176	—	—	—	—	—	324366	—	—	—	—	(13)
—	—	—	—	—	—	—	—	—	—	—	(14)
321824	—	—	324539	324539	—	321824	—	321824	323855	321824	(15)
—	323738	324853	—	—	—	324645	—	—	‡324235	—	(16)
—	—	—	—	—	—	—	—	—	—	—	(17)
—	—	—	310111	310111	324979	—	324979	—	—	—	(18)
—	—	—	—	—	323438	323438	323438	323438	—	323454	(19)
—	—	—	—	—	—	—	—	—	—	—	(20)
—	—	—	—	—	—	322151	—	322151	—	322151	(21)
—	—	—	—	—	324509	—	324509	—	—	—	(22)
—	—	—	310107	310107	322150	322150	322150	322150	—	322150	(23)
—	—	—	—	—	324527	324527	324527	324527	—	324527	(24)
—	—	—	‡323589	‡323589	324504	331441	324504	323190	—	333402	(25)
—	—	—	323598	323598	—	—	—	324243	323249	324208	(26)
—	—	—	—	—	—	—	—	—	—	—	(27)
—	—	—	—	—	—	—	—	—	—	—	(28)
—	—	—	—	—	—	—	—	—	—	—	(29)
—	—	—	324492	324492	900269	900269	900269	330612	—	324062	(30)
—	—	—	320704	320704	—	—	—	—	—	—	(31)
—	—	—	322433	322433	—	—	—	—	—	—	(32)
—	—	—	—	—	—	—	—	—	—	—	(33)
—	—	—	—	—	324510	—	324510	—	323215	—	(34)
—	—	—	—	—	—	—	—	—	—	—	(35)
—	323736	—	—	—	—	—	—	—	—	—	(36)
—	331745	331745	—	—	—	—	—	—	—	—	(37)
—	—	—	—	—	—	—	—	—	—	—	(38)
322382	322382	322382	324569	324569	324882	324882	324882	324882	322482	324882	(39)
—	—	—	—	—	—	—	—	—	—	—	(40)
—	—	—	324398	324398	—	324377	324507	—	—	—	(41)
—	—	—	324395	324395	—	324921	—	—	—	—	(42)
—	—	—	—	—	324314	—	—	—	—	—	(43)
—	—	—	—	—	—	—	—	—	—	—	(44)
—	—	—	—	—	—	—	—	—	—	—	(45)
—	—	—	—	—	—	—	—	—	—	—	(46)
—	—	—	324487	324487	324228	324371	—	324353	331037	324493	(47)
—	—	—	—	—	324978	—	324513	324114	—	—	(48)
—	—	—	—	—	—	—	—	—	—	—	(49)
—	—	—	—	—	—	—	—	—	—	—	(50)
—	—	—	—	—	—	—	—	—	—	—	(51)
—	—	—	—	—	—	—	—	—	—	—	(52)
—	—	—	—	—	—	—	—	—	—	—	(53)
—	—	—	—	—	—	—	—	—	—	—	(54)
—	—	—	—	—	—	—	—	—	—	—	(55)
—	—	—	324468	324468	324536	324536	324536	324536	—	324537	(56)
—	—	—	—	—	—	—	—	—	—	—	(57)
—	—	—	—	—	—	—	—	—	—	—	(58)
—	—	—	—	—	—	—	—	—	—	324140	(59)
—	858641	858641	858716	858716	858719	858621	858799	858230	858860	858866	(60)

For illustrations, see pages P3-P5


† When ordering, quote part number shown in brackets

‡ Rubber pad

|| Dip switch

All complete steering column controls (except those marked §) are serviced by the Vehicle Manufacturer

continued



STEERING COLUMN CONTROLS

DETAILED SPARE PARTS

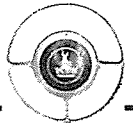
Part No. (Complete Control)	32787A/H CC1	32791A/J CC3 Humber 'Hawk'	32792A/N CC2	32795A/M CC1	32796A/B CC6	32799A/F CC3	32801A/D CC1
Model	Austin	Humber 'Hawk'	Austin	Singer	Humber	Hillman	Jaguar
Fitted to	—	—	—	—	—	—	—
Replaced by (see footnote)	—	—	—	—	—	—	—
(1) §Horn ring and upper contact or bracket	—	—	323919	—	—	—	—
(2) §Horn ring	—	—	—	—	—	—	—
(3) Bar or bezel and upper contact	—	—	—	—	—	—	—
(4) Bezel, knob or motif	—	—	—	—	—	—	—
(5) §Top cover	—	—	—	—	—	324146	—
(6) Cover moulding	333206	324627	—	333206	—	324142	—
(7) Plate, moulding, cover support	—	—	—	—	—	—	—
(8) § Spring, horn push	322093	322093	‡323907	322093	324199	322093	—
(9) § Base, top cover	—	322512	—	—	324874	322496	—
(10) Skirt, moulding	—	—	—	—	—	—	—
(11) § Knob, horn push	—	—	—	—	—	323812	—
(12) § Plate and contacts, horn push or cable	—	—	—	—	—	—	—
(13) § Ring, retaining or packing	324366	—	—	324366	—	—	—
(14) § Cover and contact, or contact, lower	—	—	—	—	—	—	—
(15) § Contact set, horn push	321824	321824	—	321824	324888	321824	321824
(16) Contact plate, horn push	324645	322670	—	—	—	—	324664
(17) Pin, fixing	—	—	—	—	—	—	—
(18) § Switch, direction indicator (less lever)	—	—	324979	—	310119	—	324693
(19) § Base, switch	323438	323454	323438	323438	—	323454	323438
(20) Top, switch	—	—	—	—	—	—	—
(21) Rotor and plunger	322151	322151	—	322151	—	322151	—
(22) Rotor	—	—	324509	—	—	—	322400
(23) § Plunger	322150	322150	322150	322150	310107	322150	322150
(24) § Cam, pawl and spring set	324527	324527	324527	324527	—	324527	324527
(25) § Lever, indicator switch	331441	333402	324504	324992	324196	333402	324655
(26) § Lever, dipper switch	—	324208	—	—	324469	324208	—
(27) Clip, fixing	—	—	—	—	—	—	—
(28) §Nut or screw, fixing or location	—	—	—	—	—	—	—
(29) §Screw, terminal	—	—	—	—	—	—	—
(30) Connector, earth	330612	324062	—	330612	—	324062	330612
(31) Connector or clip, cable	900269	—	900269	900269	324492	—	—
(32) Distance piece, top	—	—	—	—	324197	—	—
(33) Distance piece, bottom	—	—	—	—	322433	—	—
(34) Fixing cup and contact (or dip switch contact)	—	—	—	—	—	—	—
(35) §Cushion, horn ring	—	—	324510	—	—	—	—
(36) Bracket, stop, horn contact	—	—	—	—	—	—	—
(37) Bracket and contact plate	—	—	—	—	—	—	—
(38) Fixing parts, set	—	—	—	—	—	—	—
(39) §Sundry parts, set	324882	324882	324882	324882	324569	324882	324882
(40) §Brush assembly	—	—	—	—	—	—	—
<i>The following parts are serviced by the Vehicle Manufacturer:</i>							
(41) Top or horn push cover (or horn ring) and motif	324377	323355	—	324559	324470	—	323882
(42) Horn push or knob	324921	322665	—	323328	331091	—	322167
(43) Horn push cover plate	—	—	330629	—	—	—	—
(44) Lever, trafficator, with motif	—	—	—	—	—	—	—
(45) End piece, horn bar	—	—	—	—	—	—	—
(46) Control head and sleeve	—	—	—	—	—	—	—
(47) Stator tube, or stator tube and plate	324363	324629	324582	324066	324388	324145	324661
(48) Stator plate, retaining plate and sleeve or tube	—	—	324978	—	—	—	324317
(49) Slip ring complete with cable	—	—	—	—	—	—	—
(50) Moulding, slip ring	—	—	—	—	—	—	—
(51) Contact plate	—	—	—	—	—	—	—
(52) Ignition or throttle tube	—	—	—	—	—	—	—
(53) Ignition or throttle lever and sleeve or tube	—	—	—	—	—	—	—
(54) Rim and base	—	—	—	—	—	—	322168
(55) Fixing plate, bracket or clip	—	—	—	—	—	—	—
(56) Striker ring or plate	324536	324537	324536	324536	324214	324537	324536
(57) Motif	—	—	—	—	—	—	—
(58) Plate, motif support	—	—	—	—	—	—	—
(59) Ring or bracket, locating	—	324140	—	—	—	324140	—
(60) Cable	859030	859074	859062	859331	859082	859197	859259

For illustrations, see pages P3-P5

Note. For replacement steering column control spare parts, see appropriate column under part number ‡ Rubber pad § Recommended spares for stock
 ¶ Cut to suit requirements ¶ Supplied separately

P12 All complete steering column controls (except those marked §) are serviced by the Vehicle Manufacturer

STEERING COLUMN CONTROLS



DETAILED SPARE PARTS

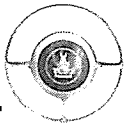
32801E/J CC1 Jaguar	32802A/H CC3 Standard	32803A/F CC1 Daimler	32805A/F CC3 Standard	32806A/F CC3 Standard	32807A/K CC2 Rover	32808A/H CC3 Daimler	32809A/E CC1 Jaguar	32809F/H CC1 Jaguar	32810A/J CC3 Armstrong Siddeley	32812A/J CC2 Standard
—	—	—	—	—	—	—	—	—	—	—
—	—	—	—	—	—	—	—	—	—	324512 (1)
—	—	—	—	—	—	—	—	—	—	(2)
—	—	—	—	—	—	—	—	—	—	(3)
—	—	—	—	—	—	—	—	—	—	(4)
—	324685	324154	324146	324146	—	324217	—	—	323970	(5)
—	324683	333208	324611	324611	—	322575	—	—	324783	(6)
—	—	—	—	—	—	—	—	—	—	(7)
331569	322093	322093	322093	322093	552378	322093	—	331569	322093	‡323907 (8)
—	324610	—	322534	322534	—	323186	—	—	322494	(9)
—	—	—	—	—	—	—	—	—	—	(10)
—	324684	324151	323812	323812	—	322577	—	—	322056	(11)
—	—	—	—	—	—	—	—	—	—	(12)
—	—	324636	—	—	—	—	—	—	—	(13)
—	—	—	—	—	—	—	—	—	—	(14)
321824	321824	321824	321824	321824	—	321824	321824	321824	321824	(15)
322169	—	—	—	—	—	—	324664	322169	—	(16)
—	—	—	—	—	—	—	—	—	—	(17)
324693	—	—	—	—	—	—	—	—	—	324979 (18)
323438	323438	323454	323454	323454	—	323438	—	—	323454	323438 (19)
—	—	—	—	—	—	—	—	—	—	(20)
—	322151	322151	322151	322151	—	322151	—	—	322151	(21)
322400	—	—	—	—	—	—	—	—	—	324509 (22)
322150	322150	322150	322150	322150	—	322150	—	—	322150	322150 (23)
324527	324527	324527	324527	324527	—	324527	—	—	324527	324527 (24)
324655	324971	324158	333402	333402	—	324971	—	—	323190	324504 (25)
—	—	—	324208	324208	—	—	—	—	323243	(26)
—	—	—	—	—	—	—	—	—	—	(27)
—	—	—	—	—	169294	—	—	—	—	(28)
—	—	—	—	—	—	—	—	—	—	(29)
330612	330612	330612	324062	324062	—	330612	330612	—	324062	(30)
—	900269	900269	—	—	—	900269	900269	900269	—	(31)
—	—	—	—	—	—	—	—	—	—	(32)
—	—	—	—	—	—	—	—	—	—	(33)
—	—	—	—	—	324858	—	—	—	—	(34)
—	—	—	—	—	—	—	—	—	—	(35)
—	—	—	—	—	—	—	—	—	—	(36)
—	—	—	—	—	—	—	—	—	—	(37)
—	—	—	—	—	—	—	—	—	—	(38)
324882	324882	324882	324882	324882	324965	324882	324882	324882	324882	324882 (39)
—	—	—	—	—	—	—	—	—	—	(40)
—	—	—	—	—	—	—	—	—	—	—
323882	—	—	—	—	322392	—	323881	323881	—	324507 (41)
322167	—	—	—	—	—	—	324663	322167	—	(42)
—	—	—	—	—	—	—	—	—	—	(43)
—	—	—	—	—	—	—	—	—	—	(44)
—	—	—	—	—	—	—	—	—	—	(45)
—	—	—	—	—	—	—	—	—	—	(46)
324661	324511	324673	324015	324016	—	324801	323418	323418	323967	324525 (46)
—	—	—	—	—	—	—	—	—	—	324815 (47)
324317	—	324803	—	—	—	—	324586	324586	323713	322542 (48)
—	—	—	—	—	—	—	—	—	—	(49)
—	—	—	—	—	—	—	—	—	—	(50)
—	—	—	—	—	—	—	—	—	—	(51)
—	—	—	—	—	—	—	—	—	—	(52)
—	—	—	—	—	—	—	—	—	—	(53)
322168	—	—	—	—	—	—	322168	322168	—	(54)
—	—	—	—	—	—	—	—	—	—	(55)
324536	324536	324537	324537	324537	—	324536	—	—	324536	324536 (56)
—	—	—	—	—	—	—	—	—	—	(57)
—	—	—	—	—	—	—	—	—	—	(58)
—	—	322768	—	—	—	—	—	—	324117	(59)
859259	858799	859309	858192	858193	859414	859374	859358	859358	859363	859384 (60)

For illustrations, see pages P3-P5

‡ Rubber pad

All complete steering column controls (except those marked ‡) are serviced by the Vehicle Manufacturer

continued



STEERING COLUMN CONTROLS

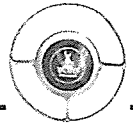
DETAILED SPARE PARTS

Part No. (Complete Control)	32815A/J	32817A/J	32818A/L	32819A/F	32820A/F	32821A/F	32826A/J
Model	CC3	CC1	CC3	CC1	CC1	CC1	CC2
Fitted to	Armstrong Siddeley	Austin	Standard	Vauxhall	Vauxhall	Vauxhall	Standard
Replaced by (see footnote)	—	—	—	—	—	—	—
(1) §Horn ring and upper contact or bracket	—	—	—	—	—	—	324946
(2) §Horn ring	—	—	—	—	—	—	—
(3) Bar or bezel and upper contact	—	—	—	—	—	—	—
(4) Bezel, knob or motif	—	—	—	—	—	—	—
(5) §Top cover	324786	323433	324685	—	—	—	—
(6) Cover moulding	324783	333207	324683	324926	324928	324928	—
(7) Plate, moulding, cover support	—	—	—	—	—	—	—
(8) § Spring, horn push	322093	322093	322093	322093	322093	322093	324943
(9) § Base, top cover	322494	—	324610	—	—	—	—
(10) Skirt, moulding	—	—	—	—	—	—	—
(11) § Knob, horn push	322056	322175	324684	—	—	—	—
(12) § Plate and contacts, horn push or cable	—	—	—	—	—	—	—
(13) § Ring, retaining or packing	—	322176	—	324325	324325	324325	—
(14) § Cover and contact, or contact, lower	—	—	—	—	—	—	—
(15) § Contact set, horn push	321824	321824	321824	321824	321824	321824	—
(16) Contact plate, horn push	—	324645	—	324809	324809	324809	—
(17) Pin, fixing	—	—	—	—	—	—	—
(18) § Switch, direction indicator (less lever)	—	—	—	324693	324693	324693	323785
(19) § Base, switch	323438	323438	323438	323438	323438	323438	323438
(20) Top, switch	—	—	—	—	—	—	—
(21) Rotor and plunger	—	322151	322151	—	—	—	—
(22) Rotor	—	—	—	322400	322400	322400	324509
(23) § Plunger	—	322150	322150	322150	322150	322150	322150
(24) § Cam, pawl and spring set	—	324527	324527	324527	324527	324527	324527
(25) § Lever, indicator switch	—	324992	324971	—	—	—	324504
(26) § Lever, dipper switch	324243	—	—	—	—	—	—
(27) Clip, fixing	—	—	—	—	—	—	—
(28) §Nut or screw, fixing or location	—	—	—	—	—	—	169294
(29) §Screw, terminal	—	—	—	—	—	—	—
(30) Connector, earth	330612	330612	330612	330612	330612	330612	—
(31) Connector or clip, cable	—	—	—	900269	900269	900269	—
(32) Distance piece, top	—	—	—	—	—	—	—
(33) Distance piece, bottom	—	—	—	—	—	—	—
(34) Fixing cup and contact (or dip switch contact)	—	—	—	—	—	—	—
(35) ‡Cushion, horn ring	—	—	—	—	—	—	324944
(36) Bracket, stop, horn contact	—	—	—	—	—	—	—
(37) Bracket and contact plate	—	—	—	—	—	—	—
(38) Fixing parts, set	—	—	—	—	—	—	—
(39) §Sundry parts, set	324882	324882	324882	324882	324882	324882	324882
(40) ††Brush assembly	—	—	—	—	—	—	—
<i>The following parts are serviced by the Vehicle Manufacturer:</i>							
(41) Top or horn push cover (or horn ring) and motif	—	—	—	324896	324897	324898	324951
(42) Horn push or knob	—	—	—	324808	324808	324808	—
(43) Horn push cover plate	—	—	—	—	—	—	—
(44) Lever, trafficator, with motif	—	—	—	—	—	—	—
(45) End piece, horn bar	—	—	—	—	—	—	—
(46) Control head and sleeve	—	—	—	—	—	—	323810
(47) Stator tube, or stator tube and plate	324782	324828	324815	324333	324333	324333	324815
(48) Stator plate, retaining plate and sleeve or tube	—	—	323612	—	—	—	322383
(49) Slip ring complete with cable	—	—	—	—	—	—	—
(50) Moulding, slip ring	—	—	—	—	—	—	—
(51) Contact plate	—	—	—	—	—	—	—
(52) Ignition or throttle tube	—	—	—	—	—	—	—
(53) Ignition or throttle lever and sleeve or tube	—	—	—	—	—	—	—
(54) Rim and base	—	—	—	—	—	—	—
(55) Fixing plate, bracket or clip	—	—	—	—	—	—	—
(56) Striker ring or plate	—	324536	324536	524536	324536	324536	324536
(57) Motif	—	—	—	—	—	—	—
(58) Plate, motif support	—	—	—	—	—	—	—
(59) Ring or bracket, locating	—	—	—	—	—	—	—
(60) Cable	859438	859508	859799	858548	858548	858548	859384

For illustrations, see pages P3-P5

Note. For replacement steering column control spare parts, see appropriate column under part number ‡ Cut to suit requirements
 § Recommended spares for stock †† Supplied separately

STEERING COLUMN CONTROLS



DETAILED SPARE PARTS

32827A/Q CC3 Standard —	32828A/M CC3 Standard —	§†32829A CC5 Healey (32749)	§†32829B CC5 Healey (32749)	32830A CC6 Alvis —	32831A/H CC1 A.C. —	32832A/B CC6 Sunbeam- Talbot —	32832D/E CC6 Sunbeam- Talbot —	32835A/F CC1 Singer —	32837A/F CC2 Austin —	32838A/F CC2 Austin —	
—	—	—	—	—	—	—	—	—	323919	323919	(1)
—	—	—	—	—	—	—	—	—	—	—	(2)
—	—	—	—	—	—	—	—	—	—	—	(3)
323317	—	—	—	—	—	—	—	—	—	—	(4)
323926	323926	333281	333204	—	323433	—	—	323433	—	—	(5)
324941	324941	—	—	—	333207	324874	324874	333207	—	—	(6)
—	—	—	—	—	—	—	—	—	—	—	(7)
322093	322093	322093	322093	322241	322093	324199	324199	322093	‡323907	‡323907	(8)
324938	324938	—	—	322407	—	—	—	—	—	—	(9)
—	—	—	—	324794	—	—	—	—	—	—	(10)
323812	323812	*324239	324053	324477	322175	—	—	322175	—	—	(11)
—	—	—	—	—	—	—	—	—	—	—	(12)
—	—	324366	324366	—	322176	—	—	322176	—	—	(13)
—	—	—	—	—	—	—	—	—	—	—	(14)
321824	321824	321824	321824	324539	321824	324888	324888	321824	—	—	(15)
322670	—	—	324645	—	324645	—	—	324645	—	—	(16)
—	—	—	—	—	—	—	—	—	—	—	(17)
—	—	—	—	310111	—	310119	310119	—	324879	324879	(18)
323438	323438	—	—	—	323438	—	—	323438	323438	323438	(19)
—	—	—	—	—	—	—	—	—	—	—	(20)
322151	322151	—	—	—	322151	—	—	322151	—	—	(21)
—	—	—	—	—	—	—	—	—	—	—	(22)
322150	322150	—	—	310107	322150	310107	310107	322150	324509	324509	(23)
324527	324527	—	—	—	324527	—	—	324527	322150	322150	(24)
333402	333402	—	—	324044	324992	324196	324196	324992	324527	324527	(25)
—	—	—	—	324392	—	324469	324469	—	324504	324504	(26)
—	—	—	—	—	—	—	—	—	—	—	(27)
—	—	—	—	—	—	—	—	—	—	—	(28)
—	—	—	—	—	—	—	—	—	—	—	(29)
330612	330612	—	—	—	330612	—	—	330612	—	—	(30)
—	—	—	—	322015	900269	324492	324492	900269	—	900269	(31)
—	—	—	—	—	—	324197	324197	—	—	—	(32)
—	—	—	—	322240	—	322433	322433	—	—	—	(33)
—	—	—	—	—	—	—	—	—	—	—	(34)
—	—	—	—	—	—	—	—	—	324510	324510	(35)
—	—	—	—	—	—	—	—	—	—	—	(36)
—	—	—	—	—	—	—	—	—	—	—	(37)
—	—	—	—	—	—	—	—	—	—	—	(38)
324882	324882	322382	322382	324569	324882	324569	324569	324882	324882	324882	(39)
—	—	—	—	—	—	—	—	—	—	—	(40)
—	—	—	—	324804	—	324470	324470	—	—	—	(41)
—	—	—	—	—	—	331091	331091	—	—	—	(42)
—	—	—	—	—	—	—	—	—	324314	324314	(43)
—	—	—	—	—	—	—	—	—	—	—	(44)
—	—	—	—	—	—	—	—	—	—	—	(45)
—	—	—	—	—	—	—	—	—	—	—	(46)
324937	324940	—	—	—	324957	322478	324963	324690	324093	324228	(47)
323612	323612	—	—	324796	—	—	—	—	324978	324978	(48)
—	—	—	—	—	—	—	—	—	—	—	(49)
—	—	—	—	—	—	—	—	—	—	—	(50)
—	—	—	—	—	—	—	—	—	—	—	(51)
—	—	—	—	—	—	—	—	—	—	—	(52)
—	—	—	—	324806	—	—	—	—	—	—	(53)
—	—	—	—	—	—	—	—	—	—	—	(54)
—	—	—	—	—	—	—	—	—	—	—	(55)
324536	324536	—	—	324156	324536	324214	324214	324536	324536	324536	(56)
—	—	—	—	—	—	—	—	—	—	—	(57)
—	—	—	—	—	—	—	—	—	—	—	(58)
—	322187	—	—	—	—	—	—	—	—	—	(59)
859843	859842	859094	859094	859849	859945	859955	859955	859949	860005	860006	(60)

For illustrations, see pages P3-P5

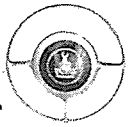
* See Supersession Chart

† When ordering, quote part number shown in brackets

‡ Rubber pad

All complete steering column controls (except those marked §) are serviced by the Vehicle Manufacturer

continued



STEERING COLUMN CONTROLS

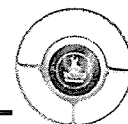
DETAILED SPARE PARTS

Part No. (Complete Control) Model	32842A/K CC3	32843A/J CC3	32844A/J CC3 Humber 'Hawk' Mk. IV	32845A/K CC3 Lea Francis	32846A/F CC2 Standard	32847A/J CC1 Jaguar	32848A/F CC3 A.C.
Fitted to	Alvis	Paramount					
Replaced by (see footnote)	—	—	—	—	—	—	—
(1) §Horn ring and upper contact or bracket	—	—	—	—	323274	—	—
(2) §Horn ring	—	—	—	—	—	—	—
(3) Bar or bezel and upper contact	—	—	—	—	—	—	—
(4) Bezel, knob or motif	—	—	323317	—	—	—	—
(5) §Top cover	—	323970	—	—	—	—	324218
(6) Cover moulding	323297	324783	324069	323802	—	—	324226
(7) Plate, moulding, cover support	—	—	—	—	—	—	—
(8) § Spring, horn push	322093	322093	322093	322093	324943	331569	322093
(9) § Base, top cover	323298	322494	322512	323824	—	—	324225
(10) Skirt, moulding	—	—	—	—	—	—	—
(11) § Knob, horn push	—	322056	—	—	—	—	324684
(12) § Plate and contacts, horn push or cable	—	—	—	—	—	—	—
(13) § Ring, retaining or packing	—	—	—	—	—	—	—
(14) § Cover and contact, or contact, lower	—	—	—	—	—	—	—
(15) § Contact set, horn push	321824	321824	321824	321824	—	321824	321824
(16) Contact plate, horn push	—	—	322670	322670	—	322169	—
(17) Pin, fixing	—	—	—	—	—	—	—
(18) § Switch, direction indicator (less lever)	—	—	—	—	323785	324693	—
(19) § Base, switch	323438	323454	323454	323454	323438	323438	323438
(20) Top, switch	—	—	—	—	—	—	—
(21) Rotor and plunger	322151	322151	322151	322151	—	—	322151
(22) Rotor	—	—	—	—	324509	322400	—
(23) § Plunger	322150	322150	322150	322150	322150	322150	322150
(24) § Cam, pawl and spring set	324527	324527	324527	324527	324527	324527	324527
(25) § Lever, indicator switch	324971	323190	333402	323190	324504	324655	333402
(26) § Lever, dipper switch	—	324243	324208	—	—	—	—
(27) Clip, fixing	—	—	—	—	—	—	—
(28) §Nut or screw, fixing or location	—	—	—	—	169294	—	—
(29) §Screw, terminal	—	—	—	—	—	—	—
(30) Connector, earth	330612	324062	324062	324062	—	330612	330612
(31) Connector or clip, cable	—	—	—	—	—	—	900269
(32) Distance piece, top	—	—	—	—	—	—	—
(33) Distance piece, bottom	—	—	—	—	—	—	—
(34) Fixing cup and contact (or dip switch contact)	—	—	—	—	—	—	—
(35) ‡Cushion, horn ring	—	—	—	—	324944	—	—
(36) Bracket, stop, horn contact	—	—	—	—	—	—	—
(37) Bracket and contact plate	—	—	—	—	—	—	—
(38) Fixing parts, set	—	—	—	—	—	—	—
(39) §Sundry parts, set	324882	324882	324882	324882	324882	324882	324882
(40) ††Brush assembly	—	—	—	—	—	—	—
<i>The following parts are serviced by the Vehicle Manufacturer:</i>							
(41) Top or horn push cover (or horn ring) and motif	323721	—	323355	322492	324951	323882	—
(42) Horn push or knob	323327	—	322665	322679	—	323167	—
(43) Horn push cover plate	—	—	—	—	—	—	—
(44) Lever, trafficator, with motif	—	—	—	—	—	—	—
(45) End piece, horn bar	—	—	—	—	—	—	—
(46) Control head and sleeve	—	—	—	—	323977	—	—
(47) Stator tube, or stator tube and plate	324316	331073	324629	324302	324815	323418	324229
(48) Stator plate, retaining plate and sleeve or tube	—	—	—	—	322383	324317	324807
(49) Slip ring complete with cable	—	—	—	—	—	—	—
(50) Moulding, slip ring	—	—	—	—	—	—	—
(51) Contact plate	—	—	—	—	—	—	—
(52) Ignition or throttle tube	—	—	—	—	—	—	—
(53) Ignition or throttle lever and sleeve or tube	—	—	—	—	—	—	—
(54) Rim and base	—	—	—	—	—	322168	—
(55) Fixing plate, bracket or clip	—	—	—	—	—	—	—
(56) Striker ring or plate	324536	324537	324537	324537	324536	324536	324536
(57) Motif	—	—	—	—	—	—	—
(58) Plate, motif support	—	—	—	—	—	—	—
(59) Ring or bracket, locating	—	324140	324140	—	—	—	—
(60) Cable	860097	858866	859074	860126	860136	860189	860181

For illustrations, see pages P3-P5

Note. For replacement steering column control spare parts, see appropriate column under part number † Cut to suit requirements
§ Recommended spares for stock †† Supplied separately

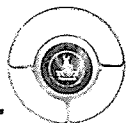
STEERING COLUMN CONTROLS



DETAILED SPARE PARTS

32851A/F CC1 Singer	32852A/H CC1 Vauxhall	32853A/H CC3 Austin	32854A/J CC2 Austin	32855A/J CC3 Alvis Roadster	32856A/H CC3 Hillman 'Minx'	32860A/H CC3 Austin	32862A/F CC3 Hillman 'Minx'	32863A/H CC3 Alvis	32864A/D CC1 Singer	32866A/H CC1 Lanchester	
—	—	—	—	—	—	—	—	—	—	—	(1)
—	—	—	323274	—	—	—	—	—	—	—	(2)
—	—	—	—	—	—	—	—	—	—	—	(3)
—	—	—	—	—	—	—	—	—	—	—	(4)
323433	—	—	—	—	323317	—	—	—	—	—	(5)
333207	—	323897	—	323297	323388	323897	322354 323781	322575	323442 333207	322540 333226	(6)
—	—	—	—	—	—	—	—	—	—	—	(7)
322093	331431	323898 323896	324943	322093 323298	322093 322535	323898 323896	322093 322536	322093 322538	322093	322093	(8)
—	—	—	—	—	—	—	—	—	—	—	(9)
322175	—	—	—	—	—	—	323812	—	322175	322175	(10)
—	—	—	—	—	—	—	—	—	—	—	(11)
322176	322334 322340	—	—	—	—	—	—	—	322176	322176	(12)
321824	—	321824	—	321824	321824	321824	321824	321824	321824	321824	(13)
324645	322343	—	—	—	322670	323892	—	—	324645	324645	(14)
—	—	—	—	—	—	—	—	—	—	—	(15)
—	—	—	323635	—	—	—	—	—	—	—	(16)
323438	323438	323438	323438	323438	323454	323438	323454	323454	323438	323438	(17)
—	—	—	—	—	—	—	—	—	—	—	(18)
322151	—	322151	—	322151	322151	322151	322151	322151	—	322151	(19)
—	322400	—	322400	—	—	—	—	—	—	—	(20)
322150	322150	322150	322150	322150	322150	322150	322150	322150	—	322150	(21)
324527	324527	324527	324527	324527	324527	324527	324527	324527	—	324527	(22)
324992	322337	323895	323933	324971	333402	323895	333402	324971	—	324992	(23)
—	—	—	—	—	324208	—	324208	—	—	—	(24)
—	—	—	—	—	—	—	—	—	—	—	(25)
—	—	—	169294	—	—	—	—	—	—	—	(26)
—	—	—	—	—	—	—	—	—	—	—	(27)
330612	324062	324062	—	324062	324062	324062	324062	330612	330612	330612	(28)
900269	900269	900269	—	—	—	900269	—	—	—	—	(29)
—	—	—	—	—	—	—	—	—	—	—	(30)
—	—	—	—	—	—	—	—	—	—	—	(31)
—	—	—	—	—	—	—	—	—	—	—	(32)
—	—	—	—	—	—	—	—	—	—	—	(33)
—	—	—	—	—	—	—	—	—	—	—	(34)
—	—	—	324944	—	—	—	—	—	—	—	(35)
—	—	—	—	—	—	—	—	—	—	—	(36)
—	—	—	—	—	—	—	—	—	—	—	(37)
—	—	—	—	—	—	—	—	—	—	—	(38)
324882	324882	324882	324882	324882	324882	324882	324882	324882	324882	324882	(39)
—	—	—	—	—	—	—	—	—	—	—	(40)
—	322359	322397	—	323721	323720	322397	—	322211	—	—	(41)
—	322335	323890	—	323327	322677	323890	—	322212	—	—	(42)
—	—	—	—	—	—	—	—	—	—	—	(43)
—	—	—	—	—	—	—	—	—	—	—	(44)
—	—	—	—	—	—	—	—	—	—	—	(45)
—	—	—	—	—	—	—	—	—	—	—	(46)
322193	322346	323893	323939	322376	324629	323723	324493	324316	322193	322217	(47)
—	—	324869	331443	—	—	324869	—	—	—	—	(48)
—	—	—	—	—	—	—	—	—	—	—	(49)
—	—	—	—	—	—	—	—	—	—	—	(50)
—	—	—	—	—	—	—	—	—	—	—	(51)
—	—	—	—	—	—	—	—	—	—	—	(52)
—	—	—	—	—	—	—	—	—	—	—	(53)
—	—	—	—	—	—	—	—	—	—	—	(54)
—	—	—	—	—	—	—	—	—	—	—	(55)
324536	324536	324536	324536 323928	324536	324537	324536	324537	322186	—	324536	(56)
—	—	—	—	—	—	—	—	—	—	—	(57)
—	—	—	—	—	—	—	—	—	—	—	(58)
859949	860226	860233	860233	860097	324140 859074	860410	324140 858866	860097	860414	860483	(59)
—	—	—	—	—	—	—	—	—	—	—	(60)

For illustrations, see pages P3-P5



STEERING COLUMN CONTROLS

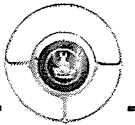
DETAILED SPARE PARTS

Part No. (Complete Control) Model	32868A/M CC3	32869A/E CC2	32870A/H CC3	32871A/B CC1	32872A CC5	§32873A/F CC2	32874A/K CC2
Fitted to	Hillman 'Minx'	Nash- Healey	Humber 'Hawk'	Daimler	Hartnett (Australia)	Humber 'Super Snipe'	Rover
Replaced by (see footnote)	—	—	—	—	—	—	—
(1) §Horn ring and upper contact or bracket	—	324839	—	—	—	322749	—
(2) §Horn ring	—	—	—	—	—	—	—
(3) Bar or bezel and upper contact	—	—	—	—	—	—	—
(4) Bezel, knob or motif	323317	—	323317	—	—	—	—
(5) §Top cover	—	—	—	—	333204	—	—
(6) Cover moulding	322266	—	324941	54300511	—	—	—
(7) Plate, moulding, cover support	—	—	—	—	—	—	—
(8) § Spring, horn push	322093	322093	322093	322093	322093	331047	552378
(9) § Base, top cover	322537	—	324938	—	—	—	—
(10) Skirt, moulding	—	—	—	—	—	—	—
(11) § Knob, horn push	—	‡322366	—	—	—	—	—
(12) § Plate and contacts, horn push or cable	—	**324943	—	—	—	—	—
(13) § Ring, retaining or packing	—	—	—	324636	324366	—	—
(14) § Cover and contact, or contact, lower Contact set, horn push	—	‡321824	—	324824	—	—	—
(15) § Contact set, horn push	321824	322367	321824	321824	321824	—	—
(16) Contact plate, horn push	322670	—	322670	—	324645	—	—
(17) Pin, fixing	—	—	—	—	—	—	—
(18) § Switch, direction indicator (less lever)	—	—	—	—	—	—	—
(19) § Base, switch	323454	—	323454	323454	—	—	—
(20) Top, switch	—	—	—	—	—	—	—
(21) Rotor and plunger	322151	—	322151	322151	—	—	—
(22) Rotor	—	—	—	—	—	—	—
(23) § Plunger	322150	—	322150	322150	—	—	—
(24) § Cam, pawl and spring set	324527	—	324527	324527	—	—	—
(25) § Lever, indicator switch	333402	—	333402	324158	—	—	—
(26) § Lever, dipper switch	—	—	—	—	—	—	—
(27) Clip, fixing	—	—	—	—	—	—	—
(28) § Nut or screw, fixing or location	—	169294	—	—	—	169294	169294
(29) § Screw, terminal	—	—	—	—	—	—	—
(30) Connector, earth	330612	—	324062	324062	—	—	—
(31) Connector or clip, cable	—	—	—	—	—	—	—
(32) Distance piece, top	—	—	—	—	—	—	—
(33) Distance piece, bottom	—	—	—	—	—	—	—
(34) Fixing cup and contact (or dip switch contact)	—	—	—	—	—	322637	324858
(35) Cushion, horn ring	—	324944	—	—	—	—	—
(36) Bracket, stop, horn contact	—	—	—	—	—	—	—
(37) Bracket and contact plate	—	—	—	—	—	—	—
(38) Fixing parts, set	—	—	—	—	—	—	—
(39) § Sundry parts, set	324882	324882	324882	324882	322382	324965	324965
(40) ¶Brush assembly	—	—	—	—	—	—	—
<i>The following parts are serviced by the Vehicle Manufacturer:</i>							
(41) Top or horn push cover (or horn ring) and motif	322264	—	322678	323877	—	¶322769	322392
(42) Horn push or knob	322677	—	322665	322228	322664	—	—
(43) Horn push cover plate	—	322370	—	—	—	—	—
(44) Lever, trafficator, with motif	—	—	—	—	—	—	—
(45) End piece, horn bar	—	—	—	—	—	—	—
(46) Control head and sleeve	—	—	—	—	—	—	—
(47) Stator tube, or stator tube and plate	322267	322363	324629	322233	—	—	—
(48) Stator plate, retaining plate and sleeve or tube	322385	322541	—	324803	—	—	—
(49) Slip ring complete with cable	—	—	—	—	—	—	—
(50) Moulding, slip ring	—	—	—	—	—	—	—
(51) Contact plate	—	—	—	—	—	—	—
(52) Ignition or throttle tube	—	—	—	—	—	—	—
(53) Ignition or throttle lever and sleeve or tube	—	—	—	—	—	—	—
(54) Rim and base	—	—	—	—	—	—	—
(55) Fixing plate, bracket or clip	—	—	—	—	—	—	—
(56) Striker ring or plate	324537	—	324537	324537	—	—	—
(57) Motif	—	—	—	—	—	—	—
(58) Plate, motif support	—	—	—	—	—	—	—
(59) Ring or bracket, locating	—	—	324140	322768	—	—	—
(60) Cable	860473	860474	860876	860549	859094	860761	—

For illustrations, see pages P3-P5

Note. For replacement steering column control spare parts, see appropriate column under part number † Overdrive § Recommended spares for stock
|| Cut to suit requirements ¶ Supplied separately ** Return spring

STEERING COLUMN CONTROLS



DETAILED SPARE PARTS

32875A/D CC3 Healey 'Tickford'	32876A CC5 Jowett 'Javelin'	32877A CC5 Jowett 'Jupiter'	32882A/D CC2 Allard	32883A/E CC3 Armstrong Siddeley	32884A/F CCU2 Standard 'Vanguard'	32885A CC6 Sunbeam- Talbot	32886A/D CC3 Commer Pick-up	32888A/B CCU3 Hillman 'Minx'	32892A/D CC2 Allard	32893A/B CC3 Jensen
—	—	—	—	—	—	—	—	—	—	—
—	—	—	323919	—	330627	—	—	—	323837	— (1)
—	—	—	—	—	—	—	—	—	—	— (2)
—	—	—	—	—	—	—	—	—	—	— (3)
—	—	—	—	—	—	—	323317	323317	—	— (4)
322199	—	—	—	323787	—	—	—	—	—	323787 (5)
324925	—	—	—	324925	—	—	322266	330643	—	322575 (6)
—	—	—	—	—	—	—	—	330632	—	— (7)
332093	552378	552378	‡323907	322093	324943	324199	322093	330746	324943	322093 (8)
322494	—	—	—	322539	—	322754	322537	—	—	323186 (9)
—	—	—	—	—	—	—	—	—	—	— (10)
324923	—	—	—	323718	—	—	—	—	—	323718 (11)
—	—	—	—	—	330672	—	—	330672	—	— (12)
—	—	—	—	—	—	—	—	—	—	— (13)
—	—	—	—	—	330616	—	—	—	—	— (14)
321824	—	—	—	321824	—	324888	321824	330671	—	321824 (15)
—	320015	320015	—	—	—	—	322670	330644	—	— (16)
—	—	—	—	—	323935	—	—	—	—	— (17)
—	—	—	324979	—	31381	310119	—	31380	323785	— (18)
323438	—	—	323438	323438	311152	—	323454	311152	323438	323438 (19)
—	—	—	—	—	311151	—	—	311151	—	— (20)
322151	—	—	—	322151	—	—	322151	—	—	322151 (21)
—	—	—	324509	—	311154	—	—	311153	324509	— (22)
322150	—	—	322150	322150	322150	310107	322150	322150	322150	322150 (23)
324527	—	—	324527	324527	324527	—	324527	324527	324527	324527 (24)
324971	—	—	324504	324971	54300347	324196	323808	330647	324504	324971 (25)
—	—	—	—	—	—	324469	—	—	—	— (26)
—	—	—	—	—	—	—	—	—	—	— (27)
—	169294	169294	—	—	169294	—	—	—	169294	— (28)
—	113531	113531	—	—	—	—	—	—	—	— (29)
330612	—	—	—	330612	—	—	330612	330612	—	330612 (30)
900269	—	—	—	—	—	—	—	—	—	— (31)
—	—	—	—	—	—	324197	—	—	—	— (32)
—	—	—	—	—	—	322433	—	—	—	— (33)
—	—	—	—	—	—	—	—	—	—	— (34)
—	—	—	324510	—	324944	—	—	—	324944	— (35)
—	—	—	—	—	—	—	—	—	—	— (36)
—	—	—	—	—	—	—	—	—	—	— (37)
—	—	—	—	—	—	—	—	—	—	— (38)
324882	—	—	324882	324882	331081	324569	324882	331081	324882	324882 (39)
—	—	—	—	—	—	—	—	—	—	— (40)
—	—	—	—	—	—	322745	322264	330713	331056	— (41)
—	322518	322519	—	—	—	322743	323444	330642	—	— (42)
—	—	—	324548	—	—	—	—	—	—	— (43)
—	—	—	—	—	—	—	—	—	—	— (44)
—	—	—	—	—	—	—	—	—	—	— (45)
—	—	—	—	—	—	—	—	—	—	— (46)
322612	—	—	324343	322766	324815	324963	323857	322267	32892B 323878	331014 (47)
324765	—	—	324978	322385	330641	331548	331509	330637	322383	324765 (48)
—	—	—	—	—	—	—	—	—	—	— (49)
—	—	—	—	—	—	—	—	—	—	— (50)
—	—	—	—	—	—	—	—	—	—	— (51)
—	—	—	—	—	—	—	—	—	—	— (52)
—	—	—	—	—	—	—	—	—	—	— (53)
—	—	—	—	—	—	—	—	—	—	— (54)
—	—	—	—	—	—	—	—	—	—	— (55)
324536	—	—	324536	324536	—	324214	—	—	324536	324536 (56)
—	—	—	—	—	331024	—	—	—	—	— (57)
—	—	—	—	—	—	—	—	—	—	— (58)
—	—	—	—	—	—	—	324537	—	—	— (59)
858132	—	—	860885	860944	860959	859955	860950	860871	860292	861068 (60)

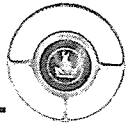
For illustrations, see pages P3-P5

‡ Rubber pad

|| Fixing

All complete steering column controls (except those marked §) are serviced by the Vehicle Manufacturer

continued



STEERING COLUMN CONTROLS

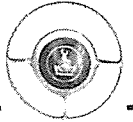
DETAILED SPARE PARTS

Part No. (Complete Control) Model	32895A/B CC2	32897A/D CCU3	32898A/E CC3	32899B CC2	32900A/B CC1	32902F/H CC5	32903A/B CC3 Standard Triumph Sports
Fitted to	Standard 'Vanguard'	'Metro- politan'	Reliant 'Regal'	Standard 'Vanguard'	Austin- Healey	Jaguar	
Replaced by (see footnote)	—	—	—	—	—	—	—
(1) §Horn ring and upper contact or bracket	323274	—	—	323274	—	—	—
(2) §Horn ring	—	—	—	—	—	—	—
(3) Bar or bezel and upper contact	—	—	—	—	—	—	—
(4) Bezel, knob or motif	—	—	—	—	—	—	323317
(5) §Top cover	—	330718	323787	—	331429	330696	323926
(6) Cover moulding	—	330632	324925	—	333207	—	324941
(7) Plate, moulding, cover support	—	—	—	—	—	—	—
(8) § Spring, horn push	324943	330746	322093	324943	322093	331569	322093
(9) § Base, top cover	—	—	322539	—	—	—	324938
(10) Skirt, moulding	—	—	—	—	—	—	—
(11) § Knob, horn push	—	330768	323718	—	322175	—	323812
(12) § Plate and contacts, horn push or cable	—	330672	—	—	—	—	—
(13) § Ring, retaining or packing	—	—	—	—	322176	—	—
(14) § Cover and contact, or contact, lower	—	—	—	—	—	—	—
(15) § Contact set, horn push	—	330671	321824	—	321824	331078	321824
(16) Contact plate, horn push	—	330674	—	—	324645	331417	322670
(17) Pin, fixing	—	—	—	—	—	—	—
(18) § Switch, direction indicator (less lever)	323635	31380	—	323635	—	—	—
(19) § Base, switch	323438	311152	323438	323438	331011	—	323438
(20) Top, switch	—	311151	—	—	—	—	—
(21) Rotor and plunger	—	—	322151	—	322151	—	322151
(22) Rotor	324509	311153	—	324509	—	—	—
(23) § Plunger	322150	322150	322150	322150	322150	—	322150
(24) § Cam, pawl and spring set	324527	324527	324527	324527	324527	—	324527
(25) § Lever, indicator switch	54300347	330676	324971	330625	324992	—	333402
(26) § Lever, dipper switch	—	—	—	—	—	—	—
(27) Clip, fixing	—	—	—	—	—	—	—
(28) §Nut or screw, fixing or location	169294	—	—	169294	—	169294	—
(29) §Screw, terminal	—	—	—	—	—	—	—
(30) Connector, earth	—	330612	330612	—	330612	—	330612
(31) Connector or clip, cable	—	—	—	—	—	—	—
(32) Distance piece, top	—	—	—	—	—	—	—
(33) Distance piece, bottom	—	—	—	—	—	—	—
(34) Fixing cup and contact (or dip switch contact)	—	—	—	—	—	—	—
(35) ‡Cushion, horn ring	324944	—	—	324944	—	—	—
(36) Bracket, stop, horn contact	—	—	—	—	—	—	—
(37) Bracket and contact plate	—	—	—	—	—	—	—
(38) Fixing parts, set	—	—	—	—	—	—	—
(39) §Sundry parts, set	324882	331081	324882	324882	324882	—	324882
(40) Brush assembly	—	—	—	—	—	—	—
<i>The following parts are serviced by the Vehicle Manufacturer:</i>							
(41) Top or horn push cover (or horn ring) and motif	—	—	—	—	—	—	—
(42) Horn push or knob	—	—	—	—	—	330682	—
(43) Horn push cover plate	—	—	—	—	—	—	—
(44) Lever, trafficator, with motif	—	—	—	—	—	—	—
(45) End piece, horn bar	—	—	—	—	—	—	—
(46) Control head and sleeve	32895A	—	—	32899	—	—	—
(47) Stator tube, or stator tube and plate	324815	331054	331059	—	331058	—	324940
(48) Stator plate, retaining plate and sleeve or tube	331444	54300234	322385	331520	331353	—	322385
(49) Slip ring complete with cable	—	—	—	—	—	—	—
(50) Moulding, slip ring	—	—	—	—	—	—	—
(51) Contact plate	—	—	—	—	—	—	—
(52) Ignition or throttle tube	—	—	—	—	—	—	—
(53) Ignition or throttle lever and sleeve or tube	—	—	—	—	—	—	—
(54) Rim and base	—	—	—	—	—	—	—
(55) Fixing plate, bracket or clip	—	—	—	—	—	330614	—
(56) Striker ring or plate	324536	—	324536	322186	—	—	324536
(57) Motif	331024	—	—	331024	—	—	—
(58) Plate, motif support	—	—	—	—	—	—	—
(59) Ring or bracket, locating	—	—	324140	—	—	—	—
(60) Cable	860233	861189	861149	860136	861257	—	861321

For illustrations, see pages P3-P5

Note. For replacement steering column control spare parts, see appropriate column under part number ‡ Cut to suit requirements
§ Recommended spares for stock || Supplied separately

STEERING COLUMN CONTROLS



DETAILED SPARE PARTS

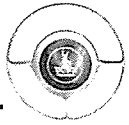
32906A CC6 Sunbeam- Talbot	32908A/J CCU2 Humber 'Hawk'	32909A/B CC1 Daimler 'Conquest'	32915A/B CC5 Austin 'Seven'	32918A CC1 Austin- Healey	32919A/B CC3 Austin 'Cam- bridge'	32920A/D CC6 Sunbeam- Talbot	32921A/D CC6 Sunbeam- Talbot	32922A/D CC1 Jaguar Mk. VII	32925A/D CC1 Daimler	32926A/H CC1 Daimler	
—	—	—	—	—	—	—	—	—	—	—	(1)
—	330627	—	—	—	—	—	—	—	—	—	(2)
—	—	—	—	—	—	—	—	—	—	—	(3)
—	—	—	—	—	—	—	—	—	—	—	(4)
—	323317	—	—	—	—	—	—	—	—	—	(5)
—	330722	323433	331301	331429	—	—	—	—	—	—	(6)
—	—	333207	—	333207	331168	—	—	330684	54300511	54300511	(7)
—	323934	—	—	—	—	—	—	—	—	—	(8)
324199	331725	322093	—	322093	330746	324199	324199	331569	322093	322093	(9)
331089	—	—	—	—	331167	331089	331088	—	—	—	(10)
—	—	—	—	—	—	—	—	—	—	—	(11)
—	—	322175	—	322175	—	—	—	—	—	—	(12)
—	330672	—	331309	—	—	—	—	—	—	—	(13)
—	—	322176	—	322176	—	—	—	—	324636	324636	(14)
—	330616	—	331305	—	—	—	—	—	—	—	(15)
324888	—	321824	—	321824	331476	324888	324888	331478	321824	321824	(16)
—	—	324645	—	324645	331184	—	—	331417	324824	324824	(17)
—	323935	—	—	—	—	—	—	—	—	—	(18)
310119	31381	—	—	—	—	310119	310119	324693	—	—	(19)
—	311152	323438	—	331011	—	—	—	323438	323454	323454	(20)
—	311151	—	—	—	—	—	—	—	—	—	(21)
—	—	322151	—	322151	—	—	—	—	322151	322151	(22)
—	311154	—	—	—	—	—	—	322400	—	—	(23)
310107	322150	322150	—	322150	—	310107	310107	322150	322150	322150	(24)
—	324527	324527	—	324527	—	—	—	324527	324527	324527	(25)
324196	330723	324992	—	331315	—	324196	324196	331174	324158	324158	(26)
—	—	—	—	—	—	—	—	—	—	—	(27)
—	169294	—	—	—	—	—	—	—	—	—	(28)
—	—	—	—	—	—	—	—	—	—	—	(29)
—	—	330612	—	330612	—	—	—	330612	324062	324062	(30)
—	—	—	—	—	—	—	—	—	—	—	(31)
324197	—	—	—	—	—	324197	324197	—	—	—	(32)
322433	—	—	—	—	—	322433	322433	—	—	—	(33)
—	—	—	—	—	—	—	—	—	—	—	(34)
—	324944	—	—	—	—	—	—	—	—	—	(35)
—	—	—	—	—	—	—	—	—	—	—	(36)
—	—	—	—	—	—	—	—	—	—	—	(37)
—	—	—	—	—	—	—	—	—	—	—	(38)
324569	331081	324882	331345	324882	324882	324569	324569	324882	324882	324882	(39)
—	—	—	—	—	—	—	—	—	—	—	(40)
—	—	—	—	—	—	—	—	—	—	—	(41)
331087	—	—	—	—	331628	331188	331189	331479	323877	323877	(42)
331091	—	—	331306	—	331197	331192	331193	330682	322228	322228	(43)
—	—	—	—	—	—	—	—	—	—	—	(44)
—	—	—	—	—	—	—	—	—	—	—	(45)
—	—	—	—	—	—	—	—	—	—	—	(46)
324963	330729	322217	—	324363	331173	324963	324963	323418	331347	‡331198 ‡331199	(47)
—	—	—	—	—	—	—	—	—	—	—	(48)
331548	330732	—	—	—	—	331548	331548	324317	324803	324803	(49)
—	—	—	—	—	—	—	—	—	—	—	(50)
—	—	—	—	—	—	—	—	—	—	—	(51)
—	—	—	—	—	—	—	—	—	—	—	(52)
—	—	—	—	—	—	—	—	—	—	—	(53)
—	—	—	—	—	—	—	—	—	—	—	(54)
—	—	—	—	—	—	—	—	—	—	—	(55)
324214	—	324536	—	324536	—	324214	324214	324536	324537	324537	(56)
—	—	—	—	—	—	—	—	—	—	—	(57)
—	330726	—	—	—	—	—	—	—	—	—	(58)
—	—	—	—	—	—	—	—	331348	—	—	(59)
—	—	—	—	—	—	—	—	—	322768	322768	(60)
861368	861522	860483	—	861561	861563	861368	861368	860189	861741	861756	(60)

For illustrations, see pages P3-P5

‡ Roadster †† Coupé and 'Century'

All complete steering column controls (except those marked ‡) are serviced by the Vehicle Manufacturer

continued



STEERING COLUMN CONTROLS

DETAILED SPARE PARTS

Part No. (Complete Control) Model	32927A/E CC5	32929A/E CC3	32930A CC3	32931A CC6	32932A CC6	32933A CC3	§32937A/B CC5
Fitted to	Humber 'Husky'	Austin 'Cambridge'	Triumph Roadster	Sunbeam- Talbot	Sunbeam- Talbot	Swallow 'Dorretti'	Commer
Replaced by (see footnote)	—	—	—	—	—	—	—
(1) §Horn ring and upper contact or bracket	—	—	—	—	—	—	—
(2) §Horn ring	—	—	—	—	—	—	—
(3) Bar or bezel and upper contact	—	—	—	—	—	—	—
(4) Bezel, knob or motif	—	—	323317	—	—	323317	—
(5) §Top cover	331371	—	323926	—	—	323926	331403
(6) Cover moulding	—	331168	324941	—	—	324941	—
(7) Plate, moulding, cover support	—	—	—	—	—	—	—
(8) § Spring, horn push	331372	330746	322093	324199	324199	322093	331406
(9) § Base, top cover	—	331167	324938	324874	322754	324938	—
(10) Skirt, moulding	—	—	—	—	—	—	—
(11) § Knob, horn push	—	—	323812	—	—	323812	331404
(12) § Plate and contacts, horn push or cable	—	—	—	—	—	—	—
(13) § Ring, retaining or packing	—	—	—	—	—	—	—
(14) § Cover and contact, or contact, lower	—	—	—	—	—	—	—
(15) § Contact set, horn push	331430	331476	321824	324888	324888	321824	331405
(16) Contact plate, horn push	324853	331184	322670	—	—	322670	324853
(17) Pin, fixing	—	—	—	—	—	—	—
(18) § Switch, direction indicator (less lever)	—	—	—	310119	310119	—	—
(19) § Base, switch	—	—	323438	—	—	323438	—
(20) Top, switch	—	—	—	—	—	—	—
(21) Rotor and plunger	—	—	322151	—	—	322151	—
(22) Rotor	—	—	—	—	—	—	—
(23) § Plunger	—	—	322150	310107	310107	322150	—
(24) § Cam, pawl and spring set	—	—	324527	—	—	324527	—
(25) § Lever, indicator switch	—	—	333402	324196	324196	333402	—
(26) § Lever, dipper switch	—	—	—	324469	324469	—	—
(27) Clip, fixing	—	—	—	—	—	—	—
(28) §Nut or screw, fixing or location	—	—	—	—	—	—	—
(29) §Screw, terminal	—	—	—	—	—	—	—
(30) Connector, earth	—	—	330612	—	—	330612	—
(31) Connector or clip, cable	—	—	—	—	—	—	—
(32) Distance piece, top	—	—	—	324197	324197	—	—
(33) Distance piece, bottom	—	—	—	322433	322433	—	—
(34) Fixing cup and contact (or dip switch contact)	—	—	—	—	—	—	—
(35) ‡Cushion, horn ring	—	—	—	—	—	—	—
(36) Bracket, stop, horn contact	—	—	—	—	—	—	—
(37) Bracket and contact plate	—	—	—	—	—	—	—
(38) Fixing parts, set	—	—	—	—	—	—	331721
(39) §Sundry parts, set	—	324882	324882	324569	324569	324882	—
(40) ‡Brush assembly	331397	—	—	—	—	—	—
<i>The following parts are serviced by the Vehicle Manufacturer:</i>							
(41) Top or horn push cover (or horn ring) and motif	—	331477	—	331388	331391	—	—
(42) Horn push or knob	331370	331197	—	331389	331392	—	—
(43) Horn push cover plate	—	—	—	—	—	—	—
(44) Lever, trafficator, with motif	—	—	—	—	—	—	—
(45) End piece, horn bar	—	—	—	—	—	—	—
(46) Control head and sleeve	—	—	—	—	—	—	—
(47) Stator tube, or stator tube and plate	—	331173	331354	324963	324963	331359	—
(48) Stator plate, retaining plate and sleeve or tube	—	—	54300233	331548	331548	322385	—
(49) Slip ring complete with cable	331376	—	—	—	—	—	—
(50) Moulding, slip ring	331377	—	—	—	—	—	—
(51) Contact plate	—	—	—	—	—	—	—
(52) Ignition or throttle tube	—	—	—	—	—	—	—
(53) Ignition or throttle lever and sleeve or tube	—	—	—	—	—	—	—
(54) Rim and base	—	—	—	—	—	—	—
(55) Fixing plate, bracket or clip	—	—	—	—	—	—	—
(56) Striker ring or plate	—	324536	323536	324214	324214	324536	—
(57) Motif	—	—	—	—	—	—	—
(58) Plate, motif support	—	—	—	—	—	—	—
(59) Ring or bracket, locating	—	—	—	—	—	—	—
(60) Cable	—	861777	861778	861911	861911	861779	—

For illustrations, see pages P3-P5

Note. For replacement steering column control spare parts, see appropriate column under part number ‡ Cut to suit requirements
 § Recommended spares for stock || Supplied separately

STEERING COLUMN CONTROLS



DETAILED SPARE PARTS

32939A/E CCU2 Hillman 'Minx' Mk. VIII	32940A/D CC5 Hillman 'Husky'	32941A/B CCI A.C. 'Ace'	§32942A CC5 Dodge	§32942B CC5 Dodge	32944A/D CC6 Sunbeam- Talbot	32945A/D CC6 Sunbeam- Talbot	32946A/F CC3 Austin	32947A CC1 Daimler	32948A CC3 Armstrong Siddeley	32949A CCI Singer	
—	—	—	—	—	—	—	—	—	—	—	(1)
331449	—	—	—	—	—	—	—	—	—	—	(2)
—	—	—	—	—	—	—	—	—	—	—	(3)
—	—	—	—	—	—	—	—	—	—	—	(4)
323317	—	—	—	—	—	—	—	—	—	—	(5)
331438	331371	331429	324162	324162	—	—	—	—	—	—	(6)
—	—	333207	—	—	—	—	331168	54300511	324925	333278	(7)
323934	—	—	—	—	—	—	—	—	—	—	(8)
331725	331372	322093	322753	322753	324199	324199	330746	322093	322093	322093	(9)
—	—	—	—	—	324874	322754	331167	—	322539	—	(10)
—	—	—	—	—	—	—	—	—	—	—	(11)
—	—	322175	321449	321449	—	—	—	—	—	—	(12)
330672	—	—	—	—	—	—	—	—	—	—	(13)
—	—	322176	—	—	—	—	—	324636	—	323645	(14)
330616	—	—	—	—	—	—	—	—	—	—	(15)
—	331430	321824	323738	—	324888	324888	331476	321824	321824	321824	(16)
—	324853	324645	324516	331670	—	—	331184	324824	—	331488	(17)
323935	—	—	—	—	—	—	—	—	—	—	(18)
31381	—	—	—	—	310119	310119	—	—	—	—	(19)
311152	—	331011	—	—	—	—	—	323454	323438	323438	(20)
311151	—	—	—	—	—	—	—	—	—	—	(21)
—	—	322151	—	—	—	—	—	322151	322151	322151	(22)
331154	—	—	—	—	—	—	—	—	—	—	(23)
322150	—	322150	—	—	310107	310107	—	322150	322150	322150	(24)
324527	—	324527	—	—	—	—	—	324527	324527	324527	(25)
330723	—	324992	—	—	324196	324196	—	324158	324971	324158	(26)
—	—	—	—	—	324469	324469	—	—	—	—	(27)
—	—	—	—	—	—	—	—	—	—	—	(28)
169294	—	—	—	—	—	—	—	—	—	—	(29)
—	—	—	—	—	—	—	—	—	—	—	(30)
—	—	330612	—	—	—	—	—	324062	330612	330612	(31)
—	—	—	—	—	—	—	—	—	—	—	(32)
—	—	—	—	—	324197	324197	—	—	—	—	(33)
—	—	—	—	—	322433	322433	—	—	—	—	(34)
—	—	—	—	—	—	—	—	—	—	—	(35)
—	—	—	—	—	324853	—	—	—	—	—	(36)
—	—	—	—	—	—	—	—	—	—	—	(37)
—	—	—	323736	—	—	—	—	—	—	—	(38)
—	—	—	—	—	—	—	—	—	—	—	(39)
—	—	—	—	—	—	—	—	—	—	—	(40)
331081	—	324882	322382	322382	324569	324569	324882	324882	324882	324882	(41)
—	331397	—	—	—	—	—	—	—	—	—	(42)
—	—	—	—	—	—	—	—	—	—	—	(43)
—	—	—	—	—	—	—	—	—	—	—	(44)
—	—	—	—	—	—	—	—	—	—	—	(45)
—	—	—	—	—	—	—	—	—	—	—	(46)
322267	—	331450	—	—	324963	324963	331531	331451	322766	322193	(47)
—	—	—	—	—	—	—	—	—	—	—	(48)
331544	—	311353	—	—	331548	331548	—	324803	331509	—	(49)
—	331376	—	—	—	—	—	—	—	—	—	(50)
—	331377	—	—	—	—	—	—	—	—	—	(51)
—	—	—	—	—	—	—	—	—	—	—	(52)
—	—	—	—	—	—	—	—	—	—	—	(53)
—	—	—	—	—	—	—	—	—	—	—	(54)
—	—	—	—	—	—	—	—	—	—	—	(55)
—	—	—	—	—	—	—	—	—	—	—	(56)
—	—	324536	324518	331668	—	—	—	—	—	—	(57)
330642	—	—	—	—	324214	324214	—	324537	324536	322186	(58)
—	—	—	—	—	—	—	—	—	—	—	(59)
—	—	—	—	—	—	—	—	322768	—	—	(60)
860971	—	860181	—	—	861911	861911	861777	862216	860944	859949	(60)

For illustrations, see pages P3-P5



STEERING COLUMN CONTROLS

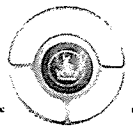
DETAILED SPARE PARTS

Part No. (Complete Control) Model	32951A/E CC3	32953A/B CC5	32957A CC2	32958A CC5	32960B/E CCU2 Standard 'Vanguard' Mk. III	32963A CC2 Sunbeam 'Rapier'	32965A/B CCU2 Austin
Fitted to	Austin	Jensen	Hillman 'Minx'	Hillman 'Husky'			
Replaced by (see footnote)	—	—	—	—	—	—	—
(1) §Horn ring and upper contact or bracket	—	—	331714	—	331803	—	‡330712
(2) §Horn ring	—	—	—	—	—	331677	—
(3) Bar or bezel and upper contact	—	—	—	—	—	—	—
(4) Bezel, knob or motif	—	—	—	—	—	—	—
(5) §Top cover	—	324162	—	—	—	—	—
(6) Cover moulding	331168	—	—	—	—	—	—
(7) Plate, moulding, cover support	—	—	—	—	—	—	—
(8) § Spring, horn push	330746	322753	333153	54300301	331866	333153	324943
(9) § Base, top cover	331167	—	—	—	—	—	—
(10) Skirt, moulding	—	—	—	—	—	—	—
(11) § Knob, horn push	—	—	—	—	—	—	—
(12) § Plate and contacts, horn push or cable	—	—	—	331755	330672	—	330672
(13) § Ring, retaining or packing	—	—	—	—	—	—	—
(14) § Cover and contact, or contact, lower	—	—	—	331712	330616	—	330616
(15) § Contact set, horn push	331476	—	—	—	—	—	—
(16) Contact plate, horn push	331184	323738	—	—	—	331755	—
(17) Pin, fixing	—	—	—	—	323935	—	136510
(18) § Switch, direction indicator (less lever)	—	—	—	—	31381	—	31381
(19) § Base, switch	—	—	—	—	311152	—	311152
(20) Top, switch	—	—	—	—	311151	—	311151
(21) Rotor and plunger	—	—	—	—	—	—	—
(22) Rotor	—	—	—	—	311154	—	311154
(23) § Plunger	—	—	—	—	322150	—	322150
(24) § Cam, pawl and spring set	—	—	—	—	324527	—	324527
(25) § Lever, indicator switch	—	—	—	—	54300347	—	—
(26) § Lever, dipper switch	—	—	—	—	—	—	—
(27) Clip, fixing	—	—	—	—	—	—	330709
(28) §Nut or screw, fixing or location	—	—	169294	169294	169294	169294	169294
(29) §Screw, terminal	—	—	—	—	—	—	—
(30) Connector, earth	—	—	—	—	—	—	—
(31) Connector or clip, cable	—	—	—	—	—	—	—
(32) Distance piece, top	—	—	—	—	—	—	—
(33) Distance piece, bottom	—	—	—	—	—	—	—
(34) Fixing cup and contact (or dip switch contact)	—	—	331712	—	—	331712	—
(35) ‡Cushion, horn ring	—	—	—	—	330767	—	—
(36) Bracket, stop, horn contact	—	323736	—	—	—	—	—
(37) Bracket and contact plate	—	331745	—	—	—	—	—
(38) Fixing parts, set	—	—	—	—	—	—	—
(39) §Sundry parts, set	324882	322382	324965	322382	331081	324965	331081
(40) †Brush assembly	—	—	—	—	—	—	—
<i>The following parts are serviced by the Vehicle Manufacturer:</i>							
(41) Top or horn push cover (or horn ring) and motif	331628	—	331713	—	331804	331756	—
(42) Horn push or knob	397186	333348	—	331715	—	—	—
(43) Horn push cover plate	—	—	—	—	—	—	331735
(44) Lever, trafficator, with motif	—	—	—	—	—	—	331825
(45) End piece, horn bar	—	—	—	—	—	—	331419
(46) Control head and sleeve	—	—	32957A	—	—	—	—
(47) Stator tube, or stator tube and plate	**	—	—	—	331724	—	330708
(48) Stator plate, retaining plate and sleeve or tube	331629	—	—	—	333128	—	330626
(49) Slip ring complete with cable	—	—	—	—	—	—	—
(50) Moulding, slip ring	—	—	—	—	—	—	—
(51) Contact plate	—	—	—	—	—	—	—
(52) Ignition or throttle tube	—	—	—	—	—	—	—
(53) Ignition or throttle lever and sleeve or tube	—	—	—	—	—	—	—
(54) Rim and base	—	—	—	—	—	—	—
(55) Fixing plate, bracket or clip	—	—	—	—	—	—	—
(56) Striker ring or plate	—	—	—	—	—	—	—
(57) Motif	—	—	—	—	—	—	—
(58) Plate, motif support	—	—	—	—	331784	—	—
(59) Ring or bracket, locating	—	—	—	—	—	—	—
(60) Cable	862387	862481	—	—	860959	862674	867471

For illustrations, see pages P3-P5

Note. For replacement steering column control spare parts, see appropriate column under part number ‡ Cut to suit requirements § Recommended spares for stock
 † Supplied separately † Horn bar, cover plate and top cover ** 331516 right hand DM4/DS6; 331517 left hand DM4/DS6; 331836 DM7/DS7

STEERING COLUMN CONTROLS



DETAILED SPARE PARTS

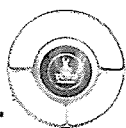
32965D/F CCU2 Austin	32968A CC3 Armstrong Siddeley	32969A/B CC1 Lanchester 'Sprite'	32972A CCU2 Singer 'Hunter'	32979A CCU2 Triumph 'Renown'	32980A/E CC2 Humber 'Hawk'	32982A CCU3 Standard 'Vanguard'	32984A/B CC1 Austin- Healey	32987A CC2 Singer 'Gazelle'	32993A/D CC5 Austin	32994A/D CC2 Austin	
‡333347	—	—	330627	—	—	—	—	331714	—	333080	(1)
—	—	—	—	—	330703	—	—	—	—	54300125	(2)
—	—	—	—	—	333042	—	—	—	333078	—	(3)
—	—	—	—	—	—	—	—	—	—	—	(4)
—	—	323433	323929	—	—	—	—	—	—	—	(5)
—	324925	333207	—	331872	—	331928	333280	—	—	—	(6)
—	—	—	—	331921	—	331921	—	—	—	—	(7)
324943	322093	322093	324943	331911	54300117	331911	322093	333153	54300301	54300117	(8)
—	322539	—	—	—	—	—	—	—	—	—	(9)
—	—	—	—	—	—	—	—	—	—	—	(10)
—	—	322175	—	—	—	—	—	—	—	—	(11)
330672	—	—	330672	330672	—	330672	—	—	—	—	(12)
—	—	322176	323931	—	—	—	324366	—	—	—	(13)
330616	—	330616	330616	—	331712	—	—	—	—	—	(14)
—	321824	321824	—	330671	—	330671	321824	—	—	—	(15)
—	—	324645	—	331940	—	331940	324645	—	333330	333330	(16)
136510	—	—	323935	—	—	—	—	—	—	54150094	(17)
31381	—	—	31381	31380	—	31380	—	—	—	—	(18)
311152	323438	323438	311152	311152	—	311152	331011	—	—	—	(19)
311151	—	—	311151	311151	—	311151	—	—	—	—	(20)
—	322151	322151	—	—	—	—	322151	—	—	—	(21)
311154	—	—	311154	311153	—	311153	—	—	—	—	(22)
322150	322150	322150	322150	322150	—	322150	322150	—	—	—	(23)
324527	324527	324527	324527	324527	—	324527	324527	—	—	—	(24)
331825	324971	324992	323933	331875	—	331875	324992	—	—	—	(25)
—	—	—	—	—	—	—	—	—	—	—	(26)
330709	—	—	—	—	—	—	—	—	—	—	(27)
169294	—	—	169294	169294	169294	169294	—	169294	169294	169294	(28)
—	—	—	—	—	—	—	—	—	—	—	(29)
—	330612	330612	—	330612	—	330612	330612	—	—	—	(30)
—	—	—	—	—	—	—	—	—	—	—	(31)
—	—	—	—	—	—	—	—	—	—	—	(32)
—	—	—	—	—	—	—	—	—	—	—	(33)
—	—	—	—	—	—	—	—	331712	—	—	(34)
—	—	—	324944	—	—	—	—	—	—	—	(35)
—	—	—	—	—	—	—	—	—	—	—	(36)
—	—	—	—	—	—	—	—	—	—	—	(37)
—	—	—	—	—	—	—	—	—	—	—	(38)
331081	324882	324882	331081	331081	324965	331081	324882	324965	322382	322382	(39)
—	—	—	—	—	—	—	—	—	—	—	(40)
—	331796	—	—	331939	331904	333081	333075	333014	333079	333079	(41)
—	331482	—	—	331882	—	331915	331931	—	—	—	(42)
331735	—	—	—	—	—	—	—	—	—	—	(43)
—	—	—	—	—	—	—	—	—	—	—	(44)
331419	—	—	—	—	—	—	—	—	—	—	(45)
—	—	—	—	—	—	—	—	32987A	—	—	(46)
331739	331771	331818	331816	331724	—	331724	—	—	—	—	(47)
330626	322385	—	330626	54300234	—	54300234	331353	—	—	—	(48)
—	—	—	—	—	—	—	—	—	—	—	(49)
—	—	—	—	—	—	—	—	—	—	—	(50)
—	—	—	—	—	—	—	—	—	—	—	(51)
—	—	—	—	—	—	—	—	—	—	—	(52)
—	—	—	—	—	—	—	—	—	—	—	(53)
—	—	—	—	—	—	—	—	—	—	—	(54)
—	—	—	—	—	—	—	—	—	—	—	(55)
—	324536	324536	—	—	—	—	—	—	—	—	(56)
—	—	—	331823	—	—	—	—	—	—	—	(57)
—	—	—	—	—	—	—	—	—	—	—	(58)
—	—	—	—	—	—	—	—	—	—	—	(59)
863416	860944	863190	863222	860959	862674	860959	861257	—	864459	864459	(60)

For illustrations, see pages P3-P5

‡ Horn bar, cover plate and top cover

All complete steering column controls (except those marked §) are serviced by the Vehicle Manufacturer

continued



STEERING COLUMN CONTROLS

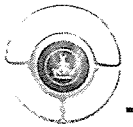
DETAILED SPARE PARTS

Part No. (Complete Control)	32995A	33502A	33503A/B	§33504A	33507B	33508B	33509B
Model	CCU3	CC2	CC2	CC9	CC5	CC5	CC5
Fitted to	Standard 'Vanguard'	Sunbeam 'Rapier'	Humber 'Snipe'	Isetta and Frisky	Hillman 'Husky'	Commer 'Cob'	Hillman 'Minx Special'
Replaced by (see footnote)	—	—	—	—	—	—	—
(1) §Horn ring and upper contact or bracket	—	—	—	—	—	—	—
(2) §Horn ring	—	331677	330703	—	—	—	—
(3) Bar or bezel and upper contact	—	—	333042	—	—	—	—
(4) Bezel, knob or motif	—	—	—	—	—	—	—
(5) §Top cover	—	—	—	—	333338	333338	333338
(6) Cover moulding	331872	—	—	—	—	—	—
(7) Plate, moulding, cover support	331921	—	—	—	—	—	—
(8) § Spring, horn push	331911	333153	54300117	333257	331372	331372	331372
(9) § Base, top cover	—	—	—	—	—	—	—
(10) Plate, horn contact, upper	—	—	—	—	—	—	—
(11) § Knob, horn push	—	—	—	333254	—	—	—
(12) § Plate and contacts, horn push or cable	330672	—	—	—	—	—	—
(13) § Ring, retaining or packing	—	—	—	333253	—	—	—
(14) Cover and contact, or contact, lower	—	—	—	333249	—	—	—
(15) § Contact set, horn push	330671	—	—	333255	331430	331430	331430
(16) Contact plate, horn push	331940	331755	—	—	324853	324853	324853
(17) Pin, fixing	—	—	—	—	—	—	—
(18) § Switch, direction indicator (less lever)	31380	—	—	—	—	—	—
(19) § Base, switch	311152	—	—	—	—	—	—
(20) Top, switch	311151	—	—	—	—	—	—
(21) Rotor and plunger	—	—	—	—	—	—	—
(22) Rotor	311153	—	—	—	—	—	—
(23) § Plunger	322150	—	—	—	—	—	—
(24) § Cam, pawl and spring set	324527	—	—	—	—	—	—
(25) § Lever, indicator switch	331875	—	—	—	—	—	—
(26) Window	—	—	—	—	—	—	—
(27) Spring, lever	—	—	—	—	—	—	—
(28) Clip, fixing	—	—	—	—	—	—	—
(29) §Bulb	—	—	—	—	—	—	—
(30) §Nut or screw, fixing or location	169294	169294	169294	—	—	—	—
(31) §Screw, terminal or contact	—	—	—	—	—	—	—
(32) §Sleeve, terminal	—	—	—	—	—	—	—
(33) Connector, earth	330612	—	—	—	—	—	—
(34) Connector or clip, cable	—	—	—	—	—	—	—
(35) Fixing cup and contact (or dip switch contact)	—	331712	331712	—	—	—	—
(36) ‡Cushion, horn ring	—	—	—	—	—	—	—
(37) Bracket, stop, horn contact	—	—	—	—	—	—	—
(38) §Sundry parts, set	331081	324965	324965	—	—	—	—
(39) §Brush assembly	—	—	—	333266	331397	—	331397
<i>The following parts are serviced by the Vehicle Manufacturer:</i>							
(40) Top or horn push cover (or horn ring) and motif	333124	—	—	—	—	—	—
(41) Horn push or knob	331915	—	—	—	331370	331445	333316
(42) Horn push cover plate	—	—	—	—	—	—	—
(43) Lever, trafficator, with motif	—	—	—	—	—	—	—
(44) End piece, horn bar	—	—	—	—	—	—	—
(45) Control head and sleeve	—	331756	333340	—	—	—	—
(46) Stator tube, or stator tube and plate	331724	—	—	—	—	—	—
(47) Stator plate, retaining plate and sleeve or tube	54300234	—	—	—	—	—	—
(48) Slip ring complete with cable	—	—	—	333276	331376	—	331376
(49) Moulding, slip ring	—	—	—	—	331377	—	331377
(50) Contact plate	—	—	—	—	—	—	—
(51) Ignition or throttle tube	—	—	—	—	—	—	—
(52) Ignition or throttle lever and sleeve or tube	—	—	—	—	—	—	—
(53) Fixing plate, bracket or clip	—	—	—	—	—	—	—
(54) Rim and base	—	—	—	—	—	—	—
(55) Striker ring or plate	—	—	—	—	—	—	—
(56) Motif	—	—	—	—	—	—	—
(57) Plate, motif support	—	—	—	—	—	—	—
(58) Ring or bracket, locating	—	—	—	—	—	—	—
(59) Cable	860959	862674	862674	—	—	—	—

For illustrations, see pages P3-P5

Note. For replacement steering column control spare parts, see appropriate column under part number † Cut to suit requirements § Recommended spares for stock
 || Supplied separately

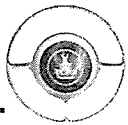
STEERING COLUMN CONTROLS



DETAILED SPARE PARTS

§33512A/B CC9 Standard	§33513A/B CC9 Standard	33514A CC9 Standard 'Pennant'	33514B/D CC9 Standard 'Pennant'	33515A CC9 Austin- Healey 'Sprite'	33516A CC5 Austin A35	33516B CC5 Austin A35	33517A/F CC1 Austin- Healey	33522A/B CC3 Standard	33523A/B CC2 Rover	33524A CC2 Austin	
—	—	—	—	—	—	—	—	—	—	—	(1)
—	—	—	—	—	—	—	—	—	—	54300125	(2)
—	—	—	—	—	—	—	—	—	—	—	(3)
—	—	—	—	333253	—	—	—	—	—	—	(4)
—	—	—	—	—	—	—	—	54300157	—	—	(5)
—	—	—	—	—	54300074	—	—	54300102	—	—	(6)
—	—	—	—	—	—	—	333452	—	—	—	(7)
333257	333257	333257	333257	333257	324866	324866	322093	322093	331568	54300117	(8)
—	—	—	—	—	—	—	—	54300162	—	—	(9)
54300221	333383	—	—	—	—	—	—	54300103	—	—	(10)
—	—	—	—	—	—	—	—	—	—	—	(11)
333253	333253	333253	333253	—	333360	333360	—	—	—	—	(12)
333363	333415	333416	333416	—	324366	324366	330803	—	—	—	(13)
333255	333255	333255	54300150	333415	—	54300274	—	—	—	333330	(14)
—	—	—	—	333255	—	—	321824	321824	—	—	(15)
—	—	—	—	—	322340	—	330802	—	54300196	333080	(16)
—	—	—	—	—	—	—	—	—	—	—	(17)
—	—	—	—	—	—	—	—	—	—	—	(18)
—	—	—	—	—	—	—	323438	323438	—	—	(19)
—	—	—	—	—	—	—	—	—	—	—	(20)
—	—	—	—	—	—	—	322151	322151	—	—	(21)
—	—	—	—	—	—	—	—	—	—	—	(22)
—	—	—	—	—	—	—	322150	322150	—	—	(23)
—	—	—	—	—	—	—	324527	324527	—	—	(24)
—	—	—	—	—	—	—	333453	324971	—	—	(25)
—	—	—	—	—	—	—	—	—	—	—	(26)
—	—	—	—	—	—	—	—	—	—	—	(27)
—	—	—	—	—	—	—	—	—	—	—	(28)
—	—	—	—	—	—	—	—	—	—	—	(29)
—	—	—	—	—	—	113091	—	—	169294	169294	(30)
—	—	—	—	—	—	—	—	—	—	—	(31)
—	—	—	—	—	—	—	—	—	—	—	(32)
—	—	—	—	—	—	—	330612	330612	—	—	(33)
—	—	—	—	—	—	—	—	—	—	—	(34)
—	—	—	—	—	—	—	—	—	331712	—	(35)
—	—	—	—	—	—	—	—	—	—	—	(36)
—	—	—	—	—	—	—	—	—	—	—	(37)
380833	333418	333418	333418	333418	322382	322382	324882	324882	322382	322382	(38)
—	—	—	—	—	—	—	—	—	—	—	(39)
—	—	—	—	—	—	—	—	—	—	—	(40)
—	—	397188	397188	333422	333357	333357	54300045	—	54300348	333079	(41)
—	—	—	—	—	—	—	333424	—	—	—	(42)
—	—	—	—	—	—	—	—	—	—	—	(43)
—	—	—	—	—	—	—	—	—	—	—	(44)
—	—	—	—	—	—	—	—	—	—	—	(45)
—	—	—	—	—	—	—	54300262	54300077	—	—	(46)
—	—	—	—	—	—	—	—	—	—	—	(47)
—	—	—	—	—	—	—	—	323612	—	—	(48)
—	—	—	—	333361	—	—	—	—	—	—	(49)
—	—	—	—	—	—	—	—	—	—	—	(50)
—	—	—	—	—	—	—	—	—	—	—	(51)
—	—	—	—	—	—	—	—	—	—	—	(52)
—	—	—	—	—	—	—	—	—	—	—	(53)
—	—	—	—	—	—	—	—	—	—	—	(54)
—	—	—	—	—	—	—	322186	324536	—	—	(55)
—	—	—	—	—	—	—	—	—	—	—	(56)
—	—	—	—	—	—	—	—	—	—	—	(57)
—	—	—	—	—	—	—	322187	—	—	—	(58)
—	—	—	—	—	—	—	861561	54940631	—	864459	(59)

For illustrations, see pages P3-P5



STEERING COLUMN CONTROLS

DETAILED SPARE PARTS

Part No. (Complete Control) Model	33532A/D CC2	33534A CC5 Armstrong Siddeley	33535A CC3 Alvis	33537A CC5 Austin	§33538A/B CC9 Standard	33539A CCU3 Standard 'Vanguard'	33540A CC9 Triumph 'Herald'	
Fitted to	Austin	—	—	—	—	—	—	—
Replaced by (see footnote)	—	—	—	—	—	—	—	—
(1) §Horn ring and upper contact or bracket	—	—	—	—	333255	—	—	—
(2) §Horn ring	54300055	—	—	—	—	—	—	—
(3) Bar or bezel and upper contact	—	—	—	333078	—	—	—	—
(4) §Top cover	—	—	—	—	—	—	—	—
(5) Cover moulding	54300202	54300170	322575	—	—	54300218	—	—
(6) Plate, moulding, cover support	54300821	—	—	—	—	331921	—	—
(7) § Spring, horn push	54300068	331911	322093	331911	333257	331911	333257	—
(8) Base, top cover	—	331921	322538	—	—	—	—	—
(9) Plate, horn contact, upper	54300063	—	—	—	—	—	—	—
(10) § Knob, horn push	—	—	—	—	54300221	—	—	—
(11) § Plate and contacts, horn push or cable	330672	331940	—	—	—	330672	—	—
(12) § Ring, retaining or packing	—	—	—	—	333253	—	333253	—
(13) Cover and contact, or contact, lower	—	54300167	—	333330	54300223	—	54300206	—
(14) § Contact set, horn push	—	—	321824	—	—	330671	‡‡54300150	—
(15) Contact plate, horn push	54300070	‡54300168	—	—	—	331940	—	—
(16) Pin, fixing	54151511	54300166	—	—	—	—	—	—
(17) § Switch, direction indicator (less lever)	31381	—	—	—	—	31380	—	—
(18) § Base, switch	311152	—	328454	—	—	311152	—	—
(19) Top, switch	311151	—	—	—	—	311151	—	—
(20) Rotor and plunger	—	—	322151	—	—	—	—	—
(21) Rotor	311154	—	—	—	—	311153	—	—
(22) § Plunger	322150	—	322150	—	—	322150	—	—
(23) § Cam, pawl and spring set	324527	—	324527	—	—	324527	—	—
(24) § Lever, indicator switch	54300504	—	324971	—	—	331875	—	—
(25) Window	54300255	—	—	—	—	—	—	—
(26) Spring, lever	54300064	—	—	—	—	—	—	—
(27) § Bulb	280	—	—	—	—	—	—	—
(28) § Nut or screw, fixing or location	169294	169294	—	169294	—	169294	—	—
(29) § Screw, terminal or contact	—	‡166160 ‡135904 136291	—	—	—	—	—	—
(30) § Sleeve, terminal	—	188818	—	—	—	—	—	—
(31) Connector, earth	330612	54300173	330612	—	—	330612	—	—
(32) Connector or clip, cable	—	**54300213	—	—	—	—	—	—
(33) Distance piece, bottom	—	—	—	—	—	—	—	—
(34) Fixing cup and contact (or dip switch contact)	—	—	—	—	—	—	—	—
(35) ‡ Cushion, horn ring	—	—	—	—	—	—	—	—
(36) Bracket, stop, horn contact	‡‡54300071	—	—	—	—	—	—	—
(37) Bracket and contact plate	—	—	—	—	—	—	—	—
(38) Fixing parts, set	—	—	—	—	—	—	—	—
(39) § Sundry parts, set	54300250	—	324882	322382	—	331081	—	—
(40) ‡ Brush assembly	—	—	—	—	380833	—	—	—
<i>The following parts are serviced by the Vehicle Manufacturer:</i>								
(41) Top or horn push cover (or horn ring) and motif	—	—	322211	333079	—	54300220	—	—
(42) Horn push or knob	—	54850009	322212	—	—	331915	54850020	—
(43) Horn push cover plate	—	—	—	—	—	—	—	—
(44) Lever, trafficator, with motif	—	—	—	—	—	—	—	—
(45) End piece, horn bar	—	—	—	—	—	—	—	—
(46) Control head and sleeve	—	—	—	—	—	—	—	—
(47) Stator tube, or stator tube and plate	—	—	54300215	—	—	331724	—	—
(48) Stator plate, retaining plate and sleeve or tube	54300269	—	331509	—	—	54300234	—	—
(49) Slip ring complete with cable	—	—	—	—	—	—	—	—
(50) Moulding, slip ring	—	—	—	—	—	—	—	—
(51) Contact plate	—	—	—	—	—	—	—	—
(52) Ignition or throttle tube	—	—	—	—	—	—	—	—
(53) Ignition or throttle lever and sleeve or tube	—	—	—	—	—	—	—	—
(54) Rim and base	—	—	—	—	—	—	—	—
(55) Fixing plate, bracket or clip	—	330614	—	—	—	—	—	—
(56) Striker ring or plate	—	—	322186	—	—	—	—	—
(57) Motif	54850030	—	—	—	—	—	—	—
(58) Ring or bracket, locating	—	—	—	—	—	—	—	—
(59) Cable	54942057	—	860097	865507	—	860959	—	—

For illustrations, see pages P3-P5

Note. For replacement steering column control spare parts, see appropriate column under part number
 ‡ Cut to suit requirements § Recommended spares for stock
 † Supplied separately † Spring, contact ** Feed terminal †† Cover support bracket †‡ Contact top

P28 All complete steering column controls (except those marked §) are serviced by the Vehicle Manufacturer

STEERING COLUMN CONTROLS



DETAILED SPARE PARTS

33541A/B CCU3 Standard 'Vanguard'	33542A CC5 Aston Martin	33543A CC5 B.M.C.	33544A/B CC2 Sunbeam 'Alpine'	33547A/D CC9 Reliant 'Regal'	33549A CC1 Daimler	33550B/D CC2 Jaguar	33553A CC2 Layton 'Jomar'	33554A CC5 Commer	33556A/B CC1 Daimler	33560A/B CC2 'Princess'	
—	—	—	—	—	—	54300422	323837	—	—	—	(1)
—	—	—	54300226	—	—	—	—	—	—	54300055	(2)
—	—	—	—	—	—	—	—	—	—	—	(3)
—	54300242	—	—	—	323433	—	—	—	54300427	—	(4)
54300218	—	—	—	—	333207	—	—	54300252	333207	54300202	(5)
331921	—	—	—	—	—	—	—	—	—	—	(6)
331911	331123	—	333153	333257	322093	54300333	324943	331372	322093	54300068	(7)
—	—	—	—	—	—	—	—	—	—	—	(8)
—	—	—	—	—	322175	—	—	—	322175	—	(9)
—	—	—	—	—	—	—	—	—	—	—	(10)
330672	—	333230	—	—	—	—	—	—	—	—	(11)
—	—	324366	—	333253	324366	—	—	—	322176	—	(12)
—	—	54300307	331712	333249	—	54300424	—	—	—	54300070	(13)
330671	—	—	—	333255	321824	—	—	331430	321824	—	(14)
331940	331121	—	331755	—	324645	—	—	324853	324645	54300063	(15)
—	—	—	—	—	—	—	—	—	—	54151511	(16)
31380	—	—	—	—	—	—	323785	—	—	—	(17)
311152	—	—	—	—	323438	—	323438	—	323438	323438	(18)
311151	—	—	—	—	—	—	—	—	—	311151	(19)
—	—	—	—	—	322151	—	—	—	322151	—	(20)
311153	—	—	—	—	—	—	324509	—	—	311154	(21)
322150	—	—	—	—	322150	—	322150	—	322150	322150	(22)
324527	—	—	—	—	324527	—	324527	—	324527	324527	(23)
331875	—	—	—	—	324992	—	324504	—	324992	54300504	(24)
—	—	—	—	—	—	—	—	—	—	54300255	(25)
—	—	—	—	—	—	—	—	—	—	54300064	(26)
—	—	—	—	—	—	—	—	—	—	280	(27)
169294	—	113611	169294	—	—	‡132504 169294	169294	—	—	169294	(28)
—	—	—	—	120584	—	—	—	—	—	—	(29)
—	—	—	—	—	—	—	—	—	—	—	(30)
330612	—	—	—	—	330612	—	—	—	330612	330612	(31)
—	—	—	—	—	—	—	—	—	—	—	(32)
—	—	—	—	—	—	—	—	—	—	—	(33)
—	—	—	—	—	—	—	324944	—	—	—	(34)
—	—	—	—	—	—	—	—	—	—	—	(35)
—	331116	—	—	—	—	—	—	—	—	‡54300071	(36)
—	—	—	—	—	—	—	—	—	—	—	(37)
313081	—	—	324965	—	324882	—	324882	—	324882	54300250	(38)
—	—	—	—	—	—	—	—	—	—	—	(39)
—	—	—	—	—	—	—	—	—	—	—	(40)
54300271	—	—	54300353	—	—	54300442	54300358	—	—	—	(41)
54850040	54850043	333357	—	54300356	—	—	—	331445	—	—	(42)
—	—	—	—	—	—	—	—	—	—	—	(43)
—	—	—	—	—	—	—	—	—	—	—	(44)
—	—	—	—	—	—	—	—	—	—	—	(45)
—	—	—	—	—	—	—	—	—	—	—	(46)
331724	—	—	—	—	54300006	—	54300350	—	54300443	54300200	(47)
54300234	—	—	—	—	—	—	322383	—	—	54300269	(48)
—	—	—	—	—	—	—	—	—	—	—	(49)
—	—	—	—	—	—	—	—	—	—	—	(50)
—	—	—	—	—	—	—	—	—	—	—	(51)
—	—	—	—	—	—	—	—	—	—	—	(52)
—	—	—	—	—	—	—	—	—	—	—	(53)
—	—	—	—	—	—	—	—	—	—	—	(54)
—	—	—	—	—	322186	—	322186	—	—	—	(55)
—	—	—	—	—	—	—	—	—	—	—	(56)
—	—	—	—	—	—	—	—	—	—	54850118	(57)
—	—	—	—	—	—	—	—	—	—	—	(58)
860959	—	—	862674	—	54940043	—	54944006	—	54944643	54942057	(59)

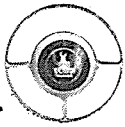
For illustrations, see pages P3-P5

‡ Screw

|| Cover support bracket

All complete steering column controls (except those marked ‡) are serviced by the Vehicle Manufacturer

continued



STEERING COLUMN CONTROLS

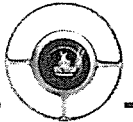
DETAILED SPARE PARTS

Part No. (Complete Control)	322323	322890	323137	323430A/K	323440	323616
Model	—	—	CC6	CC1	CC1	CC6
Fitted to	Daimler	Lea Francis	Jaguar	Standard	Standard	Humber
Replaced by top cover, details as in column ..	—	—	—	—	—	—
(1) §Horn ring and upper contact or bracket ..	—	—	—	—	—	—
(2) §Horn ring	—	—	—	—	—	—
(3) Bar or bezel and upper contact	—	—	—	—	—	—
(4) Bezel, knob or motif	—	—	—	—	—	—
(5) §Top cover	—	323823	323140	323433	323442	323623
(6) Cover moulding	—	—	—	333207	333207	323597
(7) Plate moulding, cover support	—	—	—	—	—	—
(8) § Spring, horn push	762062	762062	322241	322093	322093	††323907
(9) § Base, top cover	—	—	—	—	—	—
(10) Skirt, moulding	—	—	323143	—	—	323585
(11) § Knob, horn push	762064	762064	324477	322175	322175	323624
(12) § Plate and contacts, horn push or cable ..	—	—	—	—	—	—
(13) § Ring, retaining or packing	—	—	—	322176	322176	—
(14) § Cover and contact, or contact, lower ..	—	—	—	—	—	—
(15) § Contact set, horn push	762061	762061	324539	321824	321824	324539
(16) Contact plate, horn push	—	—	—	324645	324645	—
(17) Pin, fixing	—	—	—	—	—	—
(18) § Switch, direction indicator (less lever) ..	310081	310111	310111	—	—	310111
(19) § Base, switch	—	—	322477	323438	323438	—
(20) Top, switch	—	—	—	—	—	—
(21) Rotor and plunger	—	—	—	322151	—	—
(22) Rotor	—	—	—	—	—	—
(23) § Plunger	310107	310107	310107	322150	—	310107
(24) § Cam, pawl and spring set	—	—	—	324527	—	—
(25) § Lever, indicator switch	320143	320143	323155	324992	—	¶323598
		¶320567	¶324392			323589
(26) Window	—	—	—	—	—	—
(27) Spring, lever	—	—	—	—	—	—
(28) §Bulb	—	—	—	—	—	—
(29) §Nut or screw, fixing or location	—	—	—	—	—	—
(30) §Screw, terminal or contact	—	—	—	—	—	—
(31) §Sleeve, terminal	—	—	—	—	—	—
(32) Connector, earth	—	—	—	330612	330612	—
(33) Connector or clip, cable	900269	—	322015	—	—	324492
(34) Distance piece, top	—	—	—	—	—	320704
(35) Distance piece, bottom	—	—	322240	—	—	322433
(36) Fixing cup and contact (or dip switch contact)	—	324235	—	—	—	—
(37) ‡Cushion, horn ring	—	—	—	—	—	—
(38) Bracket, stop, horn contact	—	—	—	—	—	—
(39) Bracket and contact plate	—	—	—	—	—	—
(40) Fixing parts, set	—	—	—	324882	324882	—
(41) §Sundry parts, set	—	—	324569	—	—	324569
(42) Brush assembly	—	—	—	—	—	—
<i>The following parts are serviced by the Vehicle Manufacturer:</i>						
(43) Top or horn push cover (or horn ring) and motif	—	—	—	—	—	—
(44) Horn push or knob	—	—	—	—	—	—
(45) Horn push cover plate	—	—	—	—	—	—
(46) Lever, trafficator, with motif	—	—	—	—	—	—
(47) End piece, horn bar	—	—	—	—	—	—
(48) Control head and sleeve	—	—	—	—	—	—
(49) Stator tube, or stator tube and plate ..	322324	—	323160	323432	323432	323259
(50) Stator plate, retaining plate and sleeve or tube	—	—	323157	—	—	322868
(51) Slip ring, complete with cable	—	—	—	—	—	—
(52) Moulding, slip ring	—	—	—	—	—	—
(53) Contact plate	—	—	—	—	—	—
(54) Ignition or throttle tube	—	—	323162	—	—	—
(55) Ignition or throttle lever and sleeve or tube	—	—	323156	—	—	—
(56) Rim and base	—	—	—	—	—	—
(57) Fixing plate, bracket or clip	—	—	—	—	—	—
(58) Striker ring or plate	—	—	324156	324536	—	324468
(59) Motif	—	—	—	—	—	—
(60) Plate, motif support	—	—	—	—	—	—
(61) Ring or bracket, locating	—	—	—	—	—	—
(62) Cable	850561	850905	851340	850839	850947	851435

For illustrations see pages P3-P5

Note. For replacement steering column control spare parts, see appropriate column under part number † Cut to suit requirements
 § Recommended spares for stock || Supplied separately ¶ Dipper †† Rubber pad

STEERING COLUMN CONTROLS



DETAILED SPARE PARTS

323655A/E CC1 Vauxhall	323761 — Rover	323762 — Rover	323770 CC6 Jaguar	323801A/D CC3 Hillman 'Minx'	323816A/D CC3 Hillman	323821A/D CC3 Hillman 'Minx'	323822A/D CC3 Hillman	323870A/F CC1 Singer	323871A/F CC1 Singer	
—	—	—	—	—	—	—	—	—	—	(1)
—	—	—	—	—	—	—	—	—	—	(2)
—	—	—	—	—	—	—	—	—	—	(3)
—	—	—	—	—	—	—	—	—	—	(4)
333208	323768	323768	323140	323809	323809	323823	323823	323433	323433	(5)
—	—	—	—	323802	323802	323802	323802	333207	333201	(6)
—	—	—	—	—	—	—	—	—	—	(7)
322093	322753	322753	322241	322093	322093	322093	322093	322093	322093	(8)
—	—	—	322477	323208	323208	323824	323824	—	—	(9)
—	—	—	323143	—	—	—	—	—	—	(10)
—	323734	323734	324477	323812	323812	323812	323812	322175	322175	(11)
323645	—	—	—	—	—	—	—	322176	322176	(12)
—	—	—	—	—	—	—	—	—	—	(13)
321824	323855	323855	324539	321824	321824	321824	321824	321824	321824	(14)
—	—	—	—	—	—	—	—	324645	324645	(15)
—	—	—	—	—	—	—	—	—	—	(16)
—	—	—	310111	—	—	—	—	—	—	(17)
323438	—	—	—	323454	323454	323454	323454	323438	323438	(18)
—	—	—	—	—	—	—	—	—	—	(19)
322151	—	—	—	322151	322151	322151	322151	322151	322151	(20)
—	—	—	—	—	—	—	—	—	—	(21)
322150	—	—	310107	322150	322150	322150	322150	322150	322150	(22)
324527	—	—	—	324527	324527	324527	324527	324527	324527	(23)
324158	‡323249	‡323249	‡324392	‡324208	‡324208	‡324208	‡324208	324992	324992	(24)
—	—	—	323155	333402	333402	333402	333402	—	—	(25)
—	—	—	—	—	—	—	—	—	—	(26)
—	—	—	—	—	—	—	—	—	—	(27)
—	—	—	—	—	—	—	—	—	—	(28)
—	—	—	—	—	—	—	—	—	—	(29)
—	—	—	—	—	—	—	—	—	—	(30)
—	—	—	—	—	—	—	—	—	—	(31)
330612	322246	322246	—	324062	324062	324062	324062	330612	330612	(32)
900269	—	—	322015	—	—	—	—	900269	900269	(33)
—	—	—	—	—	—	—	—	—	—	(34)
—	—	—	322240	—	—	—	—	—	—	(35)
—	324235	324235	—	—	—	—	—	—	—	(36)
—	—	—	—	—	—	—	—	—	—	(37)
—	—	—	—	—	—	—	—	—	—	(38)
—	‡323215	‡323215	—	—	—	—	—	—	—	(39)
—	—	—	—	—	—	—	—	—	—	(40)
324882	322482	322482	324569	324882	324882	324882	324882	324882	324882	(41)
—	—	—	—	—	—	—	—	—	—	(42)
—	—	—	—	—	—	—	—	—	—	(43)
323649	—	—	—	—	—	—	—	—	—	(44)
323646	—	—	—	—	—	—	—	—	—	(45)
—	—	—	—	—	—	—	—	—	—	(46)
—	—	—	—	—	—	—	—	—	—	(47)
—	—	—	—	—	—	—	—	—	—	(48)
323647	—	—	323779	323818	323184	323818	323184	323874	323875	(49)
323648	—	—	323778	—	—	—	—	—	—	(50)
—	—	—	—	—	—	—	—	—	—	(51)
—	—	—	—	—	—	—	—	—	—	(52)
—	—	—	—	—	—	—	—	—	—	(53)
—	—	—	—	—	—	—	—	—	—	(54)
—	—	—	323780	—	—	—	—	—	—	(55)
—	—	—	323776	—	—	—	—	—	—	(56)
—	—	—	—	—	—	—	—	—	—	(57)
324536	—	—	324156	324537	324537	324537	324537	324536	324536	(58)
—	—	—	—	—	—	—	—	—	—	(59)
—	—	—	—	—	—	—	—	—	—	(60)
850878	850848	850849	900343	322187	323183	—	323183	—	—	(61)
—	—	—	—	851419	851474	851459	851460	851478	858007	(62)

For illustrations see pages P3-P5

‡ Dipper

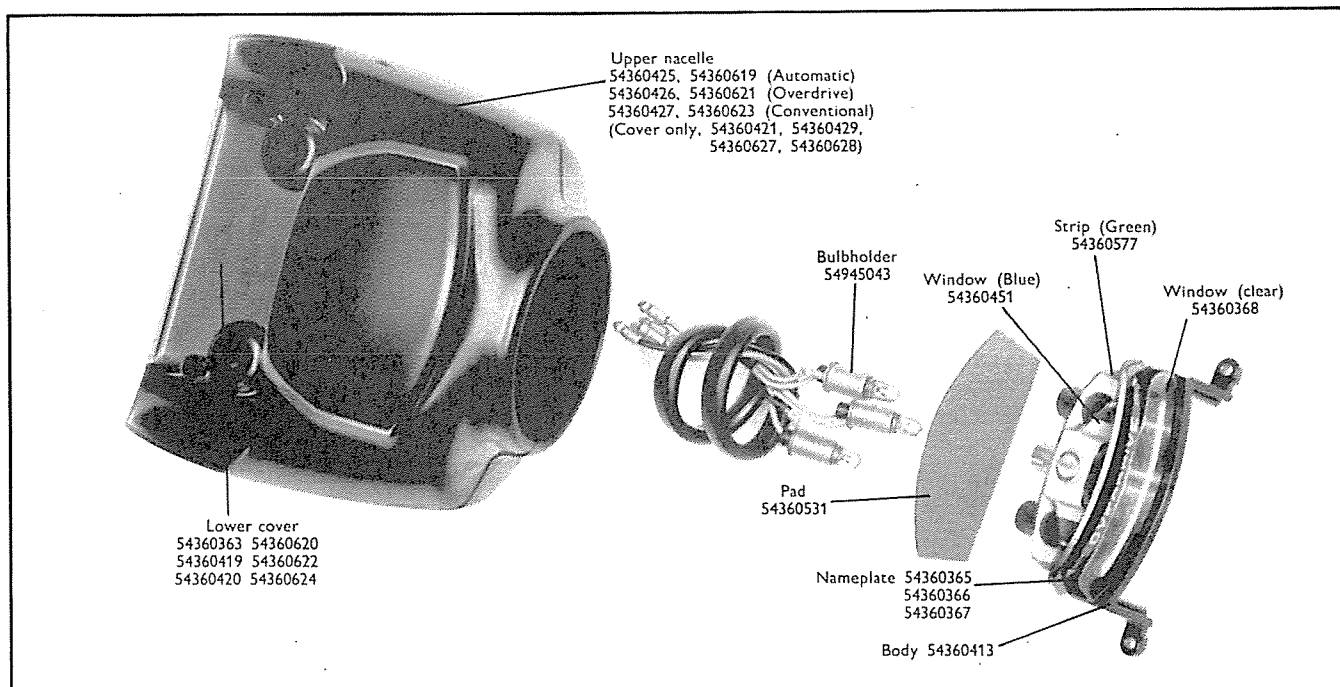
‖ Contact plate and bush, dip switch

All complete steering column controls (except those marked §) are serviced by the Vehicle Manufacturer



STEERING COLUMN CONTROLS


STEERING COLUMN NACELLES



DETAILED SPARE PARTS

Part No., upper nacelle	54360425	54360426	54360427	54360619	54360621	54360623
Transmission	Automatic	Overdrive	Conventional	Automatic	Overdrive	Conventional
§Screw, bulb holder fixing	132504	132504	132504	132464	132464	132464
§Washer, fixing screw	185000	185000	185000	185000	185000	185000
Window, clear	54360368	54360368	54360368	54360368	54360368	54360368
Nameplate	54360365	54360366	54360367	54360365	54360366	54360367
Pad, rubber	54360531	54360531	54360531	54360531	54360531	54360531
Window, blue	54360451	54360451	54360451	54360451	54360451	54360451
Body and bulb holder sleeves	54360413	54360413	54360413	54360413	54360413	54360413
Cover	54360429	54360421	54360421	54360628	54360627	54360627
Bulb holder	54945043	54945043	54945043	54945043	54945043	54945043
§ Bulb	281	281	281	281	281	281
Strip, green, direction indicator	—	—	—	54360577	54360577	54360577
Part No., lower cover (no spare parts)	54360420	54360419	54360363	54360620	54360622	54360624

SLIP RINGS (STEERING COLUMN)



Part No.	Special Features
38252A	Slip ring contact used in conjunction with horn push of steering column control. Fitted to Jowett.
38258A	Similar to 38252 except for arrangement and connections. Fitted to Jowett.

§ Recommended spares for stock

LUCAS

SWITCHES

SECTION

Q

CONTENTS

	<i>Page</i>		<i>Page</i>
LIGHTING AND DIRECTION INDICATOR SWITCHES		IGNITION AND STARTING SWITCHES	
Bonnet light	Q5	Choke heater	Q24-25
Boot light	Q5-11	Choke heater warning light	Q24-25
Cab light	Q5	Ignition	Q24-25
Courtesy light	Q7	Ignition and lighting	Q24-25
Dipper	Q5-9	Ignition and starting	Q24-25
Door light	Q5-9	Solenoid operating	Q24-25
Driving lamp	Q9	Starting heater or plug	Q24
Flasher	Q5-11	Starting motor	Q25
Flasher and horn push	Q7-9	Starting motor solenoid	Q26
Foglamp	Q5-11	Thermostart	Q38
Headlamp	Q5-11		
Interior light	Q5-11	GENERAL-PURPOSE SWITCHES	
Lighting	Q5-11	Air conditioning	Q30
Lighting and dipper	Q5-11	Battery master or main	Q31
Lighting, flasher and horn push	Q9	Brake booster warning light	Q31
Lighting and horn push	Q7-11	Change-over, trailer	Q30
Lighting and ignition or main	Q5-11	Demister	Q31
Map/Reading light	Q5-11	Demister and air valve	Q30
Mercury (boot or rear door)	Q5 & 9	Demister and dimmer	Q31
Panel light (and rheostat)	Q5-11	Handbrake	Q30
Pillar light	Q5-9	Heater or fan	Q30-31
Reverse lamp	Q5-9	Heater and demister	Q30
Reverse lamp and starting inhibitor	Q5-9	Heater and interior light	Q30
Roof light	Q5-11	Horn (Lotus VII Series 2 only)	Q31
Step light	Q5	Hydraulic suspension damper solenoid	Q31
Stop lamp	Q5-11	Isolator	Q30
Trafficator	Q5-11	Screenjet	Q30-31
Trafficator and horn push	Q7-9	Trailer security	Q30
Trafficator interrupter	Q5	Window lift	Q30
		Windshield wiper	Q30-31
		Windshield wiper and screenjet	Q30-31
FUEL AND OIL SWITCHES		SUNDRY ITEMS OF SWITCHGEAR	
Main pump	Q20-21	Adaptor, starter switch; caps; couplings; escutcheon plates; housing, flasher switch; plunger guards; rubber boots and cushions; springs, stop lamp; striker plate, flasher switch; terminal cover, starting switch	Q26
Petrol and/or oil level	Q20-21		
Petrol door or lid	Q20-21		
Petrol/Oil change-over	Q20-21		
Petrol pump	Q20-21		
Petrol reserve	Q20-21		
PETROL RESERVE VALVES			
	Q36		
STANDARDISATION OF PLC SWITCHES			
	Q22-23		
C.A.V. SWITCHGEAR			
Battery cut-off, Series-parallel, Starting Push and Heater Switches and Thermostart			
			Q38



SWITCHES

INDEX

Part No.	Model	Page	Illustration Page	Part No.	Model	Page	Illustration Page	Part No.	Model	Page	Illustration Page
31001	MD6	Q5	Q4	31334	PS19	Q30	Q29	†31556	6SA	Q7	Q6
31044	S37	Q5	Q4	31339	PS6	Q30	Q29	31559	20SA	Q7	Q6
31056	S37	Q5	Q4	31344	S50	Q24	Q24	31561	SD84	Q7	Q6
31073	PS9	Q5	Q4	31346	SC81	Q5	Q4	31564	SD84	Q7	Q6
31082	HL2	Q5	Q4	31356	PS6	Q5	Q4	31565	SD84	Q7	Q6
31091	PPG1	Q5	Q4	31361	SS5	Q24	Q24	31567	PRS3	Q7	Q6
31093	39C	Q5	Q4	31363	SS5	Q20	Q21	31568	PRS3	Q7	Q6
31107	SS5	Q24	Q24	31369	PRS5	Q30	Q29	31570	PRS3	Q7	Q6
31113	PS16	Q5	Q4	†31375	BMS1	Q5	Q4	31571	18SA	Q7	Q6
31114	PPG2	Q5	Q4	31377	SS5	Q24	Q24	31578	30SA	Q30	Q29
31115	SS8	Q24	Q24	31379	TS82	Q5	Q4	31579	PRS7	Q20	Q21
31120	PS9	Q5	Q4	31382	55C	Q5	Q4	31581	PS7	Q30	—
31126	PPG1	Q5	Q4	†31384	22B	Q30	Q30	31593	S60	Q24	Q24
31127	SD84	Q5	Q4	31387	PRS5	Q5	Q4	31600	PS6	Q7	Q24
31140	10	Q5	Q4	31403	S45	Q24	Q24	31608	37SA	Q7	Q6
31141	SS5	Q24	Q24	†31404	94	Q5	Q4	31609	37SA	Q7	Q6
31144	39C	Q5	Q4	31416	PRS3	Q5	Q4	31611	TS82	Q7	Q4
31146	PS17	Q20	Q20	31419	PS7-2	Q30	Q29	31622	13SA	Q7	Q6
31150	SS5	Q24	Q24	31421	PRS3	Q5	Q4	31625	37SA	Q7	Q6
31153	SS8	Q24	Q24	†31422	22B	Q5	Q4	31630	37SA	Q7	Q6
31154	PS16	Q5	Q4	31423	SD87	Q5	Q4	31633	42SA	Q7	Q6
31158	PPG1	Q5	Q4	31425	PHS1	Q24	Q24	31637	S60	Q24	Q24
31161	10	Q5	Q4	31426	PRS7	Q5	Q4	31638	6SA	Q7	Q6
31173	PS9	Q5	Q4	31428	PRS7	Q5	Q4	31641	37SA	Q7	Q6
†31175	94	Q5	Q4	31429	PRS7	Q20	Q21	31644	PS5	Q20	Q21
†31177	95	Q5	Q4	31430	PRS7	Q30	Q30	†31645	BMS1	Q7	Q6
31183	PPG1	Q5	Q4	31434	PS7	Q5	Q4	31646	MS6	Q7	Q6
31187	SS5	Q24	Q24	31440	HL2	Q5	Q6	31650	49SA	Q30	Q29
31190	SD84	Q5	Q4	31444	PPG1	Q7	Q6	31655	PRS3	Q7	Q6
31192	PS15	Q5	Q4	31447	SS5	Q24	Q24	31662	10SA	Q7	Q6
31194	PRS2	Q5	Q4	31448	PRS5	Q30	Q29	†31663	54SA	Q7	Q6
31198	PPG2	Q5	Q4	31454	PRS5	Q30	Q29	31664	37SA	Q7	Q6
31201	PS7-1	Q5	Q4	31455	PRS9	Q30	Q29	31673	MS6	Q7	Q6
31216	SS5	Q24	Q24	31456	PRS9	Q7	Q6	31675	SD84	Q7	Q6
31224	U39	Q5	Q4	31457	PRS9	Q30	Q29	31678	S60	Q25	Q24
31226	FS22-1	Q5	Q4	31469	SS10	Q24	Q24	†31680	55SA	Q7	Q6
31227	S37	Q5	Q4	31472	No. 8	Q7	Q10	31685	PS9	Q30	Q29
31228	PS7-1	Q5	Q4	31474	PS7	Q30	Q29	31692	6SA	Q7	Q6
31229	PS5	Q20	Q20	31476	SD84	Q7	Q6	31695	SD84	Q7	Q6
31241	SS5	Q24	Q24	31478	SS10	Q7	Q6	31696	56SA	Q7	Q6
31243	PS6	Q30	Q29	31479	PS7	Q30	Q29	31702	57SA	Q20	Q21
31246	S56	Q24	Q24	31482	No. 9	Q7	Q4	31708	PRS7	Q30	Q29
31248	PS19	Q5	Q4	31486	6SA	Q7	Q6	31712	37SA	Q7	Q6
31249	PRS3	Q5	Q4	31494	MS6	Q7	Q6	31713	37SA	Q7	Q6
31250	TPS1-1	Q5	Q4	31497	SS5	Q24	Q24	†31714	37SA	Q30	Q29
31253	SS9	Q24	Q24	31501	S60	Q24	Q24	31719	SS9	Q25	Q24
31256	PS6	Q20	Q20	31502	SC81	Q7	Q6	31727	52SA	Q7	Q6
31258	SS5	Q24	Q24	†31504	12SA	Q30	Q29	31732	37SA	Q7	Q6
31260	PS9	Q5	Q4	31509	PRS7	Q7	Q6	31733	13SA	Q7	Q6
31268	PRS4	Q5	Q4	†31513	15SA	Q30	Q29	31734	37SA	Q7	Q6
31270	PRS3	Q5	Q4	31516	PRS3	Q7	Q6	31735	37SA	Q7	Q6
31272	SS5	Q24	Q4	31518	PS7	Q30	Q29	31736	13SA	Q7	Q6
31277	FS32	Q5	Q4	31524	PRS7	Q7	Q6	31737	37SA	Q7	Q6
31279	SS9	Q24	Q24	31526	PS20	Q30	Q29	31738	13SA	Q7	Q6
31281	51C	Q5	Q4	31527	PS9	Q7	Q6	31743	57SA	Q7	Q6
31284	FS22-1	Q5	Q4	31528	PS9	Q7	Q6	31750	21SA	Q7	Q6
31287	S45	Q24	Q24	31529	PS9	Q30	Q29	31755	42SA	Q7	Q8
31291	9	Q5	Q4	31531	S60	Q20	Q21	31756	42SA	Q7	Q8
31295	PS5	Q20	Q20	31533	13SA	Q7	Q6	31757	45SA	Q30	Q29
31299	HSC1	Q5	Q4	31540	540	Q24	Q24	31759	PRS7	Q30	Q29
31302	PRS5	Q30	—	31542	SS10	Q7	Q6	31760	37SA	Q7	Q8
31303	PRS5	Q5	Q4	31543	SS10	Q7	Q6	31765	37SA	Q7	Q8
31304	PRS5	Q30	Q29	31544	S60	Q24	Q24	31769	51SA	Q7	Q8
31311	SD84	Q5	Q4	31544	18SA	Q7	Q6	31776	37SA	Q7	Q8
31316	PS19	Q5	Q4	31546	PRS7	Q30	Q29	31780	57SA	Q7	Q8
31331	PS20	Q5	Q4	31550	37SA	Q7	Q6	31781	S60	Q25	—

† These switches have no serviceable spare parts

SWITCHES




INDEX

Part No.	Model	Page	Illustration Page	Part No.	Model	Page	Illustration Page	Part No.	Model	Page	Illustration Page
31788	57SA	Q7	Q8	31951	58SA	Q9	Q8	76605	ST305	Q31	Q29
31790	PRS3	Q9	Q8	31952	PPG1	Q9	Q8	78203	CHR1	Q31	Q32
31791	66SA	Q9	Q8	31954	PRS7	Q31	—	78205	CHR1	Q31	Q32
31792	66SA	Q9	Q8	31956	57SA	Q9	Q8	78206	CHR1	Q31	Q32
31793	10SA	Q9	Q8	31957	PRS7	Q31	Q29	78210	CHR1	Q31	Q32
31795	FS22	Q9	Q8	31958	PRS3	Q9	Q8	78216	CHR1	Q31	Q32
31796	37SA	Q9	Q8	31959	6SA	Q9	Q8	78225	CHR1	Q11	Q10
31799	47SA	Q25	Q24	31960	57SA	Q31	Q29	78226	CHR1	Q11	Q10
†31800	21SA	Q9	Q8	†31961	71SA	Q9	Q8	78237	CHR1	Q11	Q10
†31802	HL2	Q9	Q8	31962	S45	Q25	Q24	78241	CHR1	Q31	Q32
31803	37SA	Q9	Q8	31963	65SA	Q9	Q8	78250	CHR1	Q31	Q32
†31804	67SA	Q9	Q8	31964	37SA	Q9	Q8	78252	CHR1	Q11	Q10
†31807	22B	Q9	Q8	31967	SS5	Q25	Q24	78253	CHR1	Q11	Q10
31809	51SA	Q9	Q8	31969	57SA	Q9	Q8	78260	CHR1	Q31	Q32
31810	SS8	Q25	Q24	31970	58SA	Q9	Q10	78279	CHR1	Q11	Q10
31821	51SA	Q9	Q8	31971	47SA	Q25	Q24	78286	CHR3	Q31	Q32
†31826	22B	Q9	Q8	31973	47SA	Q25	Q24	78291	CHR1	Q11	Q10
31828	65SA	Q9	Q8	31974	CS58A	Q9	Q10	78294	CHR1	Q11	Q10
31829	70SA	Q25	Q24	31975	PRS7	Q31	—	78299	CHR1	Q11	Q10
31830	PRS9	Q9	Q8	31979	37SA	Q9	Q10	78300	CHR1	Q11	Q10
31836	57SA	Q30	Q29	31980	37SA	Q9	Q10	78301	CHR1	Q11	Q10
31837	57SA	Q9	Q8	31981	PRS7	Q9	Q10	78305	2R	Q31	Q32
31838	65SA	Q9	Q8	31982	PRS7	Q9	Q10	78311	CHR1	Q11	Q10
31839	57SA	Q9	Q8	31984	65SA	Q31	Q29	78314	CHR1	Q11	Q10
31840	57SA	Q9	Q8	31986	57SA	Q9	Q10	78328	2R	Q31	Q32
31841	57SA	Q9	Q8	31987	57SA	Q11	Q10	78331	CHR1	Q11	Q10
31847	PRS9	Q30	Q29	31988	57SA	Q31	Q29	78333	4R	Q11	Q10
†31849	SS10	Q9	Q8	31995	58SA	Q11	Q10	78336	CHR1	Q11	Q10
31850	57SA	Q9	Q8	31997	PRS7	Q31	Q29	78339	3R	Q31	Q32
31854	70SA	Q25	Q24	34005	PLC6	Q11	Q10	78344	3R	Q11	Q10
†31855	71SA	Q9	Q8	34019	PLC2	Q11	Q10	78346	3R	Q11	Q10
31857	37SA	Q9	Q8	34038	PLC6	Q11	Q10	78353	3R	Q11	Q32
31862	PRS7	Q30	Q29	34039	CRS	Q11	Q10	78356	3R	Q31	Q32
31865	6SA	Q9	Q8	34043	PLC6	Q11	Q10	78357	3R	Q31	Q32
31867	72SA	Q9	Q8	34054	PLC6	Q11	Q10	78358	3R	Q11	Q10
31869	PS7	Q9	Q8	34055	PLC6	Q11	Q10	78359	3R	Q11	Q10
31870	PRS7	Q30	Q29	34056	PLC6	Q11	Q10	78361	3R	Q31	Q32
31872	SS5	Q25	Q24	34063	PLC6	Q11	Q10	78362	3R	Q31	Q32
†31874	71SA	Q9	Q8	34065	PLC5	Q11	Q10	78363	3R	Q11	Q32
31878	PRS7	Q20	Q21	34074	CRS2	Q11	Q10	78369	3R	Q11	Q10
†31882	HL2	Q9	Q8	34090	PLC6	Q11	Q10	78370	3R	Q31	Q32
31883	37SA	Q9	Q8	34092	CRS3	Q11	Q10	78384	3R	Q31	Q32
31885	37SA	Q9	Q8	34103	CRS3	Q11	Q10	031046	TS1	Q11	Q10
31892	PRS7	Q30	Q29	34258	47SA	Q25	—	031218	PS7-1	Q11	Q10
31898	53SA	Q9	Q8	34264	47SA	Q25	—	031296	TPS1	Q11	Q10
31899	S45	Q25	Q24	34266	PS19	Q31	—	031366	PLC6	Q25	Q25
†31902	10SA	Q9	Q8	†34270	HL2	Q11	Q10	031445	22B	Q11	Q10
31904	TPS1-1	Q9	Q8	34299	70SA	Q25	—	076013	ST950	Q26	Q26
31907	37SA	Q9	Q8	34307	65SA	Q31	Q29	076411	ST18	Q25	Q25
31909	65SA	Q31	Q29	34314	37SA	Q11	Q10	076414	ST18	Q25	Q25
31912	47SA	Q25	Q24	†34328	81SA	Q11	Q10	076415	ST18	Q25	Q25
31915	37SA	Q9	Q8	76022	ST900-1	Q26	Q26	076419	ST18	Q25	Q25
31918	79SA	Q31	Q29	76404	ST10	Q25	Q25	359013	S37	Q11	Q10
31921	60SA	Q31	Q29	76412	ST18	Q25	Q25	†359236	88	Q11	Q10
31924	37SA	Q9	Q8	76421	ST950	Q26	Q26	359357	10	Q11	Q10
31928	PRS7	Q31	Q29	76422	ST950	Q26	Q26	359358	10	Q11	Q10
31931	TOS1	Q25	S4	76423	ST19-2	Q25	Q25	359671	S37	Q11	Q10
31933	57SA	Q9	Q8	76427	ST18	Q25	Q25	764248S	ST18	Q25	Q25
31936	66SA	Q9	Q8	76428	ST10	Q25	Q25	768380	CHR1	Q11	Q10
31938	PS5	Q20	Q20	76438	ST18-1	Q25	Q25				
†31939	81SA	Q9	Q8	76439	ST9	Q25	Q25				
31940	PRS9	Q31	Q29	76442	4SA	Q25	Q25				
†31942	BMS1	Q9	Q8	76464	2ST	Q26	Q26	1820410	BBNF A41	Q37	Q38
31945	37SA	Q9	Q8	76503	2S	Q31	Q29	1823410	108-1	Q37	Q38
31946	57SA	Q9	Q8	76600	ST350	Q31	Q29	1823420	108-2	Q37	Q38
31947	57SA	Q9	Q8	76602	ST350	Q31	Q29	1824890	134-19	Q37	Q38
								†1850021	285-2A	Q37	Q38

C.A.V. SWITCHES

† These switches have no serviceable spare parts ‡ Thermostart

LIGHTING AND DIRECTION INDICATOR SWITCHES



For detailed spare parts, see pages Q12-Q19

LIGHTING AND DIRECTION INDICATOR SWITCHES




Descriptive Reference

Part No.	Model	Usage	Action	Finish	Fixing	Special Features
31001	MD6	Dipper	Lever on-off	Black bakelite	Three hole flange	Panel fitting.
31044	S37	Lighting	Rotary	Black	Two hole	Black handle, marked 'LAMPS' in green.
31056	S37	Lighting	Rotary	Black and chrome	Two hole	C.P. handle.
31073	PS9	Panel	Push on-off, tumbler	C.P. fixing nut	Single hole	Plain black knob; for Rolls-Royce.
31082	HL2	Stop lamp	Hydraulic	—	Screw-in	For hydraulic brakes; American National Taper Thread.
31091	PPG1	Lighting	Two stage pull on-push off	Moulded body; C.P. fixing nut	Single hole	Less knob.
31093	39C	Stop lamp	Pull	—	Two hole	Left hand lever.
31113	PS16	Map light	Pull on-push off	Moulded body	Single hole	Less knob; as 31154, but terminals reversed.
31114	PPG2	Foglamp	Two stage pull on-push off	Moulded body	Two hole	Less knob.
31120	PS9	Roof lamp	Push on-off, tumbler	C.P. fixing nut	Single hole	Plain ivory knob.
31126	PPG1	Interior light	Two stage pull on-push off	Moulded body; C.P. fixing nut	Single hole	Less knob.
31127	SD84	Trafficator or flasher	Rotary three way	Brown	Two hole	Red window.
31140	10	Panel	Slide	Black	Two hole	As 31161, but 5 B.A. fixing holes.
31144	39C	Stop lamp	Pull	—	Two hole	Right hand lever.
31154	PS16	Roof lamp	Pull on-push off	Moulded body	Single hole	Less knob; as 31113, but terminals reversed.
31158	PPG1	Lighting	Two stage pull on-push off	Moulded body	Single hole	Less knob.
31161	10	Panel	Slide	Black	Two hole	As 31140, but 2 B.A. fixing holes.
31173	PS9	Panel	Push on-off, tumbler	—	Single hole	Brown knob, marked 'P' in maroon.
31175	94	Step, door or boot lamp	Push	C.P.	Two hole	As 31404 except for plunger travel.
31177	95	Trafficator interrupter	Push	Black	—	Circuit breaker switch.
31183	PPG1	Lighting	Two stage pull on-push off	Moulded body; C.P. fixing nut	Single hole	Less knob; special for wooden panel.
31190	SD84	Trafficator	Rotary three way	Brown	Two hole	Red window; 12 volt bulb; no resistance; as 31311 except for finish.
31192	PS15	Panel	Pull on-push off	C.P. fixing nut	Single hole	—
31194	PRS2	Lighting and ignition	Rotary three way	Metal clad brown bakelite	Two hole	Less lock.
31198	PPG2	Roof lamp	Two stage pull on-push off	Moulded body	Two hole	Less knob.
31201	PS7-1	Map, cab or bonnet light	Pull on-push off	C.P. fixing nut	Single hole	Short thread for metal panel; as 31228 except for length of thread.
31224	U39	Lighting	Rotary three way	Black	Spring circlip	Three positions, marked 'OFF-L-H'.
31226	FS22-1	Dipper	Push on-off	Natural	Four hole flange	Foot operated; similar to 31284 except for terminals.
31227	S37	Lighting	Rotary	Black	Two hole	C.P. handle.
31228	PS7-1	Interior light	Pull on-push off	C.P. fixing nut	Single hole	Long thread for wooden panel; as 31201 except for length of thread.
31248	PS19	Lighting	Pull on-push off	Moulded body; C.P. fixing nut	Single hole	Less knob; as 31316, but terminals reversed.
31249	PRS3	Lighting	Rotary three way	Black dial; C.P. bezel	Spring circlip	Less lock.
31250	TPS1-1	Trafficator or flasher	Rotary three way	Brown	Single hole	Pneumatic time switch; as 031296, but less lever.
31260	PS9	Dipper	Push on-off, tumbler	C.P. bezel	Single hole	Plain brown knob.
31268	PRS4	Lighting	Rotary four way	Black dial; C.P. bezel	Spring circlip	—
31270	PRS3	Lighting and ignition	Rotary three way	Black dial; C.P. bezel	Spring circlip	Less lock; 12 volt.
31277	FS32	Dipper	Push on-off	Natural	Three hole flange	Special flange for American vehicles.
31281	51C	Stop tail or reverse	Pull	—	Two hole	Brake operated.
31284	FS22-1	Dipper	Push on-off	Natural	Four hole flange	Foot operated; similar to 31226 except for terminals.
31291	9RW	Dipper	Lever on-off	Black cover	Two hole flange	Marked 'ON' in white.
31299	HSC1	Lighting	Lever on-off	Black	Steering column	—
31303	PRS5	Lighting	Rotary four way	—	Single hole	Four position; less knob.
31311	SD84	Trafficator or flasher	Rotary three way	Black	Two hole	Red window; 12 volt bulb; no resistance; as 31190 except for finish.
31316	PS19	Foglamp	Pull on-push off	Moulded body; C.P. fixing nut	Single hole	Less knob; as 31284, but terminals reversed.
31331	PS20	Lighting	Rotary on-off	—	Single hole	Less knob.
31346	SC81	Trafficator	Rotary three way	C.P. lever	Steering column	—
31356	PS6	Panel or roof	Rotary on-off	C.P. bezel	Single hole	Black knob with white arrow.
31375	BMS1	Boot lamp	Gravity	Natural	Two hole	Mercury contact; for Rolls-Royce.
31379	TS82	Trafficator	Rotary three way	Black	Two hole	Dash fixing.
31382	55C	Stop lamp	Pull	—	Two hole	—
31387	PRS5	Lighting	Rotary three way	—	Single hole for wooden facia	Three position; head and side lights.
31404	94	Roof lamp	Push	C.P.	Two hole	As 31175 except for length of plunger travel.
31416	PRS3	Lighting and ignition	Rotary three way	C.P. bezel	Spring circlip	Less lock; six terminals.
31421	PRS3	Lighting and ignition	Rotary three way	Black bezel	Spring circlip	Less lock; five terminals.
31422	22B	Reverse lamp	Push	Black	Two hole	Less clip and screw.
31423	SD87	Trafficator	Rotary three way	Moulded body; C.P. fixing nut	Single hole	Red clear plastic rotor.
31426	PRS7	Lighting	Rotary three way	Natural	Single hole	Hexagonal fixing nut; long bush.
31428	PRS7	Lighting	Rotary four way	Natural	Single hole	Hexagonal fixing nut; short bush.
31434	PS7	Panel	Push-pull	C.P. nut	Single hole	Less knob; hexagonal spindle.
31440	HL2	Stop lamp	Hydraulic	—	Screw-in	For hydraulic brakes; as 31082, but $\frac{3}{8}$ " U.N.F. thread.




LIGHTING AND DIRECTION INDICATOR SWITCHES



For detailed spare parts, see pages Q13-Q19


LIGHTING AND DIRECTION INDICATOR SWITCHES



Descriptive Reference—continued


Part No.	Model	Usage	Action	Finish	Fixing	Special Features
31444	PPG1	Lighting	Two stage pull on-push off	C.P. fixing nut	Single hole	As 31126, but terminals reversed.
31456	PRS9	Panel and map light	Combined rotary and pull-push	Natural	Three hole plate	Three positions, marked 'OFF-DIM-BRIGHT'; $\frac{3}{4}$ ohm resistance.
31472	No. 8	Boot lamp and door light	Push	C.P.	Two hole	—
31476	SD84	Flasher	Rotary three way ..	Cream lever	Two hole	Red warning light; for wooden panel.
31478	SS10	Reverse light	Push	Black	Screw-in	Long plunger; fitted to gearbox.
31482	No. 9	Dipper	Lever on-off	Black	1" clip	Supplied with packing piece for $\frac{3}{4}$ " bar.
31486	6SA	Stop light	Lever on-off	—	Two hole flange	Brake operated.
31494	MS6	Dipper	Lever on-off	Black	Two hole	Hand operated.
31502	SC81	Direction indicator	Lever	C.P. lever	Steering column	Self-cancelling.
31509	PRS7	Flasher	Rotary three way ..	C.P. fixing nuts	Single hole	Less knob; two fixing nuts.
31516	PRS3	Lighting and ignition	Rotary three way ..	Black	Spring	Less lock; three positions, marked 'OFF-SIDE-HEAD'.
31524	PRS7	Lighting	Rotary four way ..	C.P. fixing nut	Single hole	Less knob; four positions, marked 'OFF-SIDE-HEAD-FOG'.
31527	PS9	Interior	Push on-off, tumbler ..	C.P. fixing nut	Single hole	Black knob, marked 'INT' in white.
31528	PS9	Panel	Push on-off, tumbler ..	C.P. fixing nut	Single hole	Black knob, marked 'P' in white.
31533	13SA	Flasher	Lever three way ..	C.P. lever	Clamp	Diecast housing; stone grey knob.
31542	SS10	Reverse light	Push	—	Screw-in	Short plunger; fitted to gearbox.
31544	18SA	Panel	Toggle	C.P. fixing nut	Single hole	Black moulded knob.
31550	13SA	Flasher	Lever three way ..	C.P. lever	Clip	Pipe grey knob.
31556	6SA	Stop light	Lever on-off	—	Two hole flange	Brake operated.
31559	20SA	Direction indicator	Lever	Black	Steering column	Self-cancelling.
31561	SD84	Flasher	Rotary three way ..	Cream	Two hole	Red window; 6 volt bulb.
31564	SD84	Flasher	Rotary three way ..	Black body; cream bezel ..	Two hole	Green window; 12 volt bulb.
31565	SD84	Flasher	Rotary three way ..	Black body; cream bezel ..	Two hole	Green window; 24 volt bulb.
31567	PRS3	Lighting and ignition	Rotary three way ..	Black	Spring	Less lock and knob.
31568	PRS7	Lighting	Rotary three way ..	C.P. fixing nut	Single hole	—
31570	PRS7	Pillar light	Rotary three way ..	C.P. fixing nut	Single hole	Special shank; for Rolls-Royce.
31571	18SA	Roof and map lights	Toggle	C.P. fixing nut	Single hole	White moulded handle.
31600	PS6	Foglamp	Rotary on-off	C.P. bezel	Single hole	Short body; plain black knob.
31608	37SA	Flasher	Lever three way ..	C.P. lever	Clip	Illuminated knob.
31609	37SA	Flasher	Lever three way ..	C.P. lever	Clip	—
31611	TS82	Trafficator	Rotary three way ..	Black	Two hole	Column fixing.
31622	13SA	Flasher	Lever three way ..	C.P. lever	Clip	Pipe grey knob.
31625	37SA	Flasher	Lever three way ..	C.P. lever	Clip	Black knob; incorporates horn contact.
31630	37SA	Flasher	Lever three-way ..	C.P. lever	Clip	Illuminated knob.
31633	42SA	Flasher and horn ..	Combined lever and push	C.P. lever	Clip	Black knob.
31638	6SA	Stop lamp	Lever on-off	—	Two hole flange	Brake operated.
31641	37SA	Flasher	Lever three way ..	C.P. lever	Clip	Pebble grey knob; incorporates knob contact.
31645	BMS1	Boot lamp	Gravity	Natural	Two hole	Mercury contact; for Rolls-Royce.
31646	MS6	Dipper	Lever on-off	Black	Two hole	Hand operated.
31655	PRS3	Lighting	Rotary three way ..	Black; C.P. rim	Spring	Three positions, marked 'OFF-S-H'.
31662	10SA	Lighting	Combined rotary and pull	C.P. fixing nut	Single hole	Less knob; pull for exterior lamps, rotate for interior.
31663	54SA	Courtesy light	Push	—	Single hole	—
31664	37SA	Direction indicator	Lever three way ..	C.P. lever	Clip	Amber warning light in handle.
31673	MS6	Dipper	Lever on-off	Black	Two hole	Hand operated.
31675	SD84	Flasher	Rotary three way ..	Black base; cream cover ..	Two hole	Red window; 6 volt bulb.
31680	55SA	Reverse lamp	Rotary, lever operated	—	Flange	For Borg Warner transmission only; is also an inhibitor switch.
31692	6SA	Stop lamp	Lever on-off	—	Flange	Brake operated.
31695	SD84	Direction indicator	Rotary three way ..	Cream	Two hole	No warning light.
31696	56SA	Reverse lamp	Pull on-push off	C.P. fixing nut	Single hole	Hand operated.
31712	37SA	Flasher	Lever three way ..	C.P. lever	Clip	Black knob; incorporates horn contact.
31713	37SA	Flasher	Lever three way ..	C.P. lever	Clip	Black knob; incorporates horn contact.
31727	52SA	Dipper	Toggle	C.P. fixing nut	Single hole	Hand operated; black knob.
31732	37SA	Flasher	Lever three way ..	C.P. lever	Clip	Pearl grey knob; L.H. cranked lever.
31733	13SA	Flasher	Lever three way ..	C.P. lever	Clip	Pearl grey knob; for U.S.A. only.
31734	37SA	Flasher	Lever three way ..	C.P. lever	Clip	Black knob; R.H. cranked lever.
31735	37SA	Flasher	Lever three way ..	C.P. lever	Clip	Black knob; L.H. cranked lever.
31736	13SA	Flasher	Lever three way ..	C.P. lever	Clip	Black knob; for U.S.A. only.
31737	37SA	Flasher	Lever three way ..	C.P. lever	Clip	Pebble grey knob.
31738	13SA	Flasher	Lever three way ..	C.P. lever	Clip	Pebble grey knob; for U.S.A. only.
31743	57SA	Trafficator	Toggle three way ..	C.P. fixing nut	Single hole	Black knob.
31750	21SA	Dipper	Push on-off	—	Two hole	Foot operated.
31755	42SA	Trafficator and horn push	Combined lever and push	C.P. lever	Clip	With warning light in handle.
31756	42SA	Flasher and horn push	Combined lever and push	C.P. lever	Clip	With warning light in handle.
31760	37SA	Direction indicator	Lever three way ..	C.P. lever	Clip	Illuminated knob.
31765	37SA	Direction indicator	Lever three way ..	C.P. lever	Clip	Amber warning light in handle.
31769	51SA	Lighting and horn push	Combined rotary and push	Black body; grey knob ..	Steering column	For 12 volt circuit.
31776	37SA	Direction indicator	Lever three way ..	Black	Clip	Two-piece diecast cover; special knob.
31780	57SA	Interior light	Toggle two way ..	C.P. nut; black handle ..	Single hole	Hexagon nut; Lucar connectors
31788	57SA	Lighting	Toggle three way ..	C.P. nut; black handle ..	Single hole	Hexagon nut; Lucar connectors.

LIGHTING AND DIRECTION INDICATOR SWITCHES




Descriptive Reference—continued

Part No.	Model	Usage	Action	Finish	Fixing	Special Features
31790	PRS3	Lighting and ignition	Rotary three way ..	Black dial; C.P. bezel ..	Spring circlip	Less lock; 24 volt.
31791	66SA	Lighting, flasher and horn push	Multiple	—	Steering column	Four position, off, side, dip and head; warning lights in casting.
31792	66SA	Lighting and horn push	Multiple	—	Steering column	Four position, off, side, dip and head.
31793	10SA	Lighting	Two stage pull on—push off	C.P. fixing nut	Single hole	Less knob.
31795	FS22-1	Dipper	Push on—off	Natural	Two hole flange	Foot operated; similar to 31234, but with special sunken fixing bracket.
31796	37SA	Flasher	Lever three way ..	C.P. lever	Clip	Pebble grey knob; incorporates horn contact.
31800	21SA	Dipper	Push on—off	—	Two hole	Foot operated.
31802	HL2	Stop lamp	Hydraulic	—	Screw-in	For hydraulic brakes; Lucar con- nectors.
31803	37SA	Flasher	Lever three way ..	C.P. lever	Clip	Lucar connectors.
31804	67SA	Door pillar	Slide	C.P. cover; black knob ..	Push-in	Lucar connectors.
31807	22B	Reverse light ..	Push	Black	Two hole strap	Gear operated; Lucar connectors.
31809	51SA	Lighting and horn push	Combined rotary and push	Black body; grey knob ..	Steering column	For 24 volt circuit.
31821	51SA	Lighting, horn push and flasher	Combined rotary and push	Green base	Steering column	For 24 volt circuit.
31826	22B	Reverse light ..	Push	Black	Two hole strap	Gear operated.
31828	65SA	Panel light	Lever on—off	C.P. fixing nut; black knob ..	Single hole	Lucar connectors.
31830	PRS9	Map and panel light	Combined rotary and push—pull	Natural	Three hole plate	Three positions, marked 'OFF- DIM—BRIGHT'; 1-3 ohms resis- tance.
31837	57SA	Lighting	Toggle three way ..	C.P. fixing nut; black knob ..	Single hole	47 ohms resistance.
31838	65SA	Panel light	Lever on—off	C.P. bezel; black knob ..	Single hole	Special bevelled bezel; Lucar con- nectors.
31839	57SA	Panel light	Toggle	C.P. bezel; black knob ..	Single hole	Special bevelled bezel.
31840	57SA	Driving lamp ..	Toggle three way ..	C.P. fixing nut; black knob ..	Single hole	Lucar connectors.
31841	57SA	Lighting	Toggle three way ..	C.P. bezel; black knob ..	Single hole	Special countersunk bezel; Lucar connectors.
31849	SS10	Reverse lamp ..	Gear lever operated ..	—	Screw-in	Lucar connectors.
31850	57SA	Lighting	Toggle three way ..	C.P. fixing nut; black knob ..	Single hole	47 ohms resistance.
31855	71SA	Lighting	Lever three way ..	C.P. lever; grey knob ..	Steering column	Three positions: off, dip and main beam.
31857	37SA	Flasher	Lever three way ..	C.P. lever	Clip	Amber window; 12 volt bulb.
31865	6SA	Stop lamp	Lever on—off	—	Two hole flange	Brake operated; extra long lever.
31867	72SA	Flasher	Lever three way ..	C.P. lever; grey knob ..	Steering column	—
31869	PS7	Panel light	Pull on—push off ..	C.P. fixing nut	Single hole	Less knob.
31874	71SA	Lighting	Lever three way ..	C.P. lever; grey knob ..	Steering column	For North America only.
31882	HL2	Stop lamp	Hydraulic	—	Screw-in	For hydraulic brakes; Lucar con- nectors.
31883	37SA	Direction indicator	Lever three way ..	C.P. lever	Clip	Green window; incorporates horn contact.
31885	37SA	Direction indicator	Lever three way ..	C.P. lever	Clip	Green window; no horn contact.
31898	23SA	Headlamp flasher ..	Pull on—push off ..	C.P. lever; black knob ..	Single hole	For North America; optional fit- ment.
31902	10SA	Lighting and panel	Combined rotary and pull—push	—	Single hole	Two stage pull for exterior lights, rotate for panel lights.
31904	TPS1-1	Flasher	Pneumatic	—	Single hole	Less lever.
31907	37SA	Flasher	Lever three way ..	C.P. lever	Clip	Incorporates horn contact.
31915	37SA	Flasher	Lever three way ..	Black knob	Clip	Special lever; for Rolls-Royce and Bentley.
31924	37SA	Flasher	Lever three way ..	C.P. lever	Clip	Window in knob.
31933	57SA	Lighting	Toggle three way ..	C.P. fixing nut; black knob ..	Single hole	Lucar connectors; with resistance.
31936	66SA	Lighting and horn push	Rotary lever and push button	Matt black	Steering column	Four positions: off, side, dip and head.
31939	81SA	Map and panel light	Combined pull and rotary three way	—	Three hole plate	19 ohms resistance; for Rolls-Royce and Bentley.
31942	BMS1	Boot light	Gravity	—	Two hole strap	Mercury contact.
31945	37SA	Trafficator	Lever three way ..	C.P. lever	Clip	Green window in handle.
31946	57SA	Lighting	Toggle three way ..	C.P. fixing nut	Single hole	Lucar connectors.
31947	57SA	Panel	Toggle three way ..	C.P. fixing nut	Single hole	Lucar connectors.
31951	58SA	Lighting	Two stage pull on—push off	C.P. fixing nut	Single hole	Less knob; Lucar connectors.
31952	PPG1	Lighting	Two stage pull on—push off	Moulded body; C.P. fixing nut	Single hole	Special nut with longer sleeve.
31956	57SA	Panel	Toggle	C.P. fixing nut	Single hole	Lucar connectors.
31958	PRS3	Lighting and ignition	Rotary three way ..	C.P. rim	Spring circlip	Less lock; Lucar connectors.
31959	6SA	Stop lamp	Lever on—off	—	Flange	Brake operated; angled lever.
31961	71SA	Lighting	Lever four way ..	C.P. lever; grey knob ..	Steering column	Four positions: off, side, dip and main beam; for left hand drive.
31963	65SA	Map and interior ..	Lever on—off	C.P. fixing nut; black lever ..	Single hole	Lucar connectors.
31964	37SA	Flasher	Lever three way ..	C.P. lever; black knob ..	Clip	Less fixing clip.
31969	57SA	Panel light	Toggle three way ..	C.P. fixing nut; black lever ..	Single hole	4 ohms resistance.
31970	58SA	Lighting	Two stage pull on—push off	C.P. fixing nut	Single hole	Less knob; Lucar connectors.
31974	CS58A	Trafficator and horn push	Lever three way and push	Black; C.P. cover	Steering column	—
31979	37SA	Flasher	Lever three way ..	C.P. lever; black knob ..	Clip	For right hand drive.
31980	37SA	Flasher	Lever three way ..	C.P. lever; black knob ..	Clip	For left hand drive.
31981	PRS7	Lighting	Rotary four way ..	Natural	Three hole plate	Less knob.
31982	PRS7	Lighting	Rotary three way ..	Natural	Three hole plate	Less knob.
31986	57SA	Flasher	Toggle three way ..	C.P. fixing nut; cream knob	Single hole	—



LIGHTING AND DIRECTION INDICATOR SWITCHES



For detailed spare parts, see pages Q13-Q19

LIGHTING AND DIRECTION INDICATOR SWITCHES



Descriptive Reference—continued

Part No.	Model	Usage	Action	Finish	Fixing	Special Features
31987	57SA	Lighting	Toggle three way ..	C.P. fixing nut; cream knob	Single hole	—
31995	58SA	Lighting	Two stage pull on—push off	C.P. fixing nut	Single hole	Less knob; Lucar connectors.
34005	PLC6	Lighting and ignition	Rotary three way ..	Brown dial; upswept knob ..	Four hole flange	No lettering.
34019	PLC2	Lighting and ignition	Rotary three way ..	C.P. dial and handle	Two hole flange	Marked 'OFF-SIDE-HEAD'.
34038	PLC6	Lighting and ignition	Rotary three way ..	Square ivory knob	Single hole	No marking.
34039	CRS	Lighting	Rotary three way ..	Black	Steering column	Marked 'O-S-H'.
34043	PLC6	Lighting and ignition	Rotary three way ..	Black handle and dial ..	Two hole flange	Marked 'OFF-SIDE-HEAD'.
34054	PLC6	Lighting and ignition	Rotary three way ..	C.P. bezel; black handle and knob	Spring circlip	Dial marked 'OFF-S-H', knob marked 'ON'.
34055	PLC6	Lighting and ignition	Rotary three way ..	C.P. bezel; black upswept handle	Spring circlip	Marked 'OFF-S-H'.
34056	PLC6	Lighting and ignition	Rotary three way ..	Cream dial; brown upswept handle	Spring circlip	Marked 'OFF-S-H' in brown.
34063	PLC6	Lighting and ignition	Rotary three way ..	Cream dial; brown handle ..	Two hole flange	Marked 'OFF-S-H' in brown.
34065	PLC5	Lighting	Rotary three way ..	Black	Spring circlip	Marked 'OFF-S-H'.
34074	CRS2	Lighting and horn push	Push and rotary four way	Black	Steering column	Marked 'OFF-SIDE-HEAD-DIP'.
34090	PLC6	Lighting and ignition	Rotary three way ..	—	Spring circlip	Less handle; complete with lock.
34092	CRS3	Lighting	Rotary four way ..	Black; C.P. lever	Steering column	—
34103	CRS3	Lighting	Rotary four way ..	Black; C.P. lever	Steering column	—
34270	HL2	Stop lamp	Hydraulic	—	Screw-in	Metric thread; Lucar connectors.
34314	37SA	Flasher	Lever three way ..	C.P. lever; black knob ..	Clip	For left hand side of column.
34328	81SA	Map and panel ..	Combined pull and rotary three way	—	Plate	40 ohms resistance; Lucar connectors; for Rolls-Royce and Bentley.
78225	CHR1	Panel light	Rotary	Brass fixing nut	Single hole	Less knob; 1 1/2" bush; 4.25 ohms resistance; grub screw knob fitting.
78226	CHR1	Panel light	Rotary	C.P. fixing nut	Single hole	Less knob; 1/2" bush; 2.35-2.65 ohms resistance; grub screw knob fitting.
78237	CHR1	Panel light	Rotary	C.P. fixing nut	Single hole	Less knob; 5/16" bush; 14-16 ohms resistance; grub screw knob fitting.
78252	CHR1	Panel light	Rotary	Brass fixing nut	Single hole	Less knob; 3/8" bush; 23.3-26.7 ohms resistance; push-on knob fitting.
78253	CHR1	Panel light	Rotary	C.P. fixing nut	Single hole	Less knob; 3/8" bush; 7-8 ohms resistance; grub screw knob fitting.
78279	CHR1	Panel light	Rotary	Brass fixing nut	Single hole	Less knob; 3/8" bush; 5-6 ohms resistance; push-on knob fitting.
78291	CHR1	Panel light	Rotary	C.P. fixing nut	Single hole	1/2" bush; 23.3-26.7 ohms resistance; push-on knob fitting.
78294	CHR1	Panel light	Rotary	C.P. fixing nut	Single hole	3/8" bush; 11.6-13.4 ohms resistance; grub screw knob fitting.
78299	CHR1	Panel light	Rotary	Brass fixing nut	Single hole	Less knob; 3/8" bush; 11.6-13.4 ohms resistance; push-on knob fitting.
78300	CHR1	Panel light	Rotary	Brass fixing nut	Single hole	1/2" bush; 8.5-9 ohms resistance; less knob, rotor and spindle.
78301	CHR1	Panel light	Rotary	Brass fixing nut	Single hole	1/2" bush; 4.5-5 ohms resistance; less knob, rotor and spindle.
78311	CHR1	Panel light	Rotary	C.P. fixing nut	Single hole	Less knob; 1/2" bush; 11.6-13.4 ohms resistance; push-on knob fitting.
78314	CHR1	Panel light	Rotary	C.P. fixing nut	Single hole	Less knob; 1 1/2" bush; 11.6-13.4 ohms resistance; grub screw knob fitting.
78331	CHR1	Panel light	Rotary	C.P. fixing nut	Single hole	Push-on knob; 3/8" bush; 11 ohms resistance.
78333	4R	Panel light	Toggle	C.P. fixing nut; black knob ..	Single hole	7-8 ohms resistance; Lucar connectors.
78336	CHR1	Panel light	Rotary	C.P. fixing nut	Single hole	Less knob; 15 ohms resistance; push-on knob fitting.
78344	3R	Panel light	Rotary	C.P. fixing nut	Single hole	Less knob; .84" bush; 12.5 ohms resistance.
78346	3R	Panel light	Rotary	C.P. fixing nut	Single hole	Less knob; .44" bush; 12.5 ohms resistance.
78353	3R	Panel light	Rotoary	C.P. fixing nut	Single hole	Less knob; .437" bush; 25 ohms resistance.
78358	3R	Panel light	Rotary	C.P. fixing nut	Single hole	Less knob; 25 ohms resistance.
78359	3R	Panel light	Rotary	C.P. fixing nut	Single hole	5-6 ohms resistance.
78363	3R	Panel light	Rotary	C.P. fixing nut	Single hole	Less knob; 12.5 ohms resistance.
78369	3R	Panel light	Rotary	C.P. fixing nut	Single hole	Less knob; .84" bush; 12.5 ohms resistance.
031046	TS1	Trafficator	Rotary three way ..	Brown	Single hole	Time switch; complete with lever.
031218	PS7-1	Panel light	Pull on—push off ..	C.P. fixing nut	Single hole	Comprises switch 31201 and knob 314026.
031296	TPS1	Direction indicator	Rotary three way ..	Brown	Single hole	Pneumatic time switch; as 31250, but complete with handle 311156.
031445	22B	Stop lamp	Pull on	Black	Clip	Less clip and screw.
359013	S37	Lighting	Rotary three way ..	—	Two hole	With cable.
359236	88	Boot light	Push	C.P.	Two hole	As 359358, but larger; black knob.
359357	10	Panel light	Slide	C.P. escutcheon plate	Two hole	As 359357, but smaller; black knob.
359358	10	Roof or boot light	Slide	C.P. escutcheon plate	Two hole	Complete with lever and stem.
359671	S37	Foglamp	Rotary on-off	Moulded body	Two hole	1/2" bush; 7-8 ohms resistance; complete with knob.
768380	CHR1	Panel light	Rotary	Black fixing nut	Single hole	



LIGHTING AND DIRECTION INDICATOR SWITCHES

For details of switches with serviceable parts consisting only of terminal screw or sleeve and/or fixing nut with or without a washer, see page Q17

SPRINGS

308234 311102 312068
311884 315543
315726
315774 347850
315746 347929
344197 373532

HEADPIECES

347465 351785
Spring 351662 Roller 351660
Plunger 351661

HOUSINGS

347798 348539
54332184 (black)

RUBBER CAPS, RING AND PAD

236741 316072 360026
54331425 523986 312777

CONTACT BASES

311314 347358 347477

ESCUTCHEON PLATES

Metal:
315604 ('O-S-H-F')
315608 ('O-S-H')

Diakon:
54850082 ('Panel')
54850085 ('Fog')
54850086 ('Map')

Diakon:
54850094 ('O-S-H-F')
54850095 ('O-S-H')

TYPICAL SWITCH PARTS

Action Plate Bulbholder Contact Set Lock 345070 and Key Pawl set 324527 Plunger 311144 Rotor

Base and rotor Key 312305

For detailed spare parts, see pages Q13-Q19

DETAILED SPARE PARTS

LIGHTING AND DIRECTION INDICATOR SWITCHES

Part No. Model	31001 MD6	31127 SD84	31190 SD84	31201 PS7-1	31224 U39	31227 S37	31228 PS7-1	31249 PRS3	31250 TPS1-1	31268 PRS4	31270 PRS3	31291 No. 9	31299 HSC1
Flange, base	359870	—	—	—	—	—	—	—	—	—	—	380488	—
§Handle, fixing	—	—	—	—	351567	327074	—	—	—	—	—	—	—
§Knob	—	—	—	—	—	—	—	—	**311156	—	—	—	311061
Screw, fixing base, handle or cover	136410	—	—	—	126544	—	—	—	136410	—	—	—	—
Nut, contact stud or cover screw	—	—	—	—	166103	—	—	—	166160	—	—	—	—
§Washer, fixing screw	188412	—	—	—	188408	—	—	—	—	—	—	—	—
Shaft headpiece, or spindle and contacts	—	—	—	—	351785	—	—	—	311314	—	—	—	—
Roller, contact	—	—	—	—	351660	—	—	—	—	—	—	—	—
Plunger	—	—	—	—	351661	—	—	—	311144	—	—	—	—
Spring, plunger	—	—	—	—	351662	—	—	—	311102	—	—	—	—
§Screw, terminal	124300	120560	120560	120560	120560	121610	120560	132464	121610	124069	132464	120610	126463
§Washer, terminal screw	—	—	—	—	—	—	—	185000	185012	185000	185000	—	185040
Cover and window	—	310738	310738	—	—	—	—	—	—	—	—	—	—
§Bulb	—	990	984	—	—	—	—	—	—	—	—	—	—
§Key	—	—	—	—	—	—	—	—	—	312305	—	—	—
Nut, fixing	—	—	—	314017	—	—	316207	—	311145	—	—	—	—
Nut, fixing, rear	—	—	—	180093	—	—	180093	—	—	—	—	—	—
Washer, spring or shakeproof	—	—	—	185081	—	—	185081	—	188303	—	—	—	—
Spring, fixing	—	—	—	—	308234	—	—	312068	—	312068	312068	—	—
§Ring, fixing	—	—	—	—	523986	—	—	—	—	—	—	—	—

Part No. Model	31303 PRS5	31311 SD84	31331 PS20	31346 SC81	31356 PS6	31387 PRS5	31416 PRS3	31421 PRS3	31423 SD87	31426 PRS7	31428 PRS7	31434 PS7	31476 SD84
§Screw, terminal	132504	120560	132464	—	121610	132504	132464	132464	132464	132464	132464	120560	120560
§Washer, terminal screw	185000	—	185000	—	—	185000	185000	185000	188412	185000	185000	—	—
Cover and window	—	310738	—	—	—	—	—	—	—	—	—	—	310738
§Bulb	—	987	—	—	—	—	—	—	—	—	—	—	987
Nut or screw, fixing	182660	—	315081	—	180670	182660	—	—	—	182660	182660	317543	—
Nut, fixing, rear	—	—	—	—	†158350	—	—	—	—	182660	—	180093	—
Washer, fixing nut or screw	—	—	—	—	185188	—	—	—	—	185106	—	185081	—
Spring, fixing	—	—	—	—	—	—	312068	312068	—	—	—	—	—
§Lever	—	—	—	347482	—	—	—	—	311229	—	—	—	—
§Headpiece, action	—	—	—	347465	—	—	—	—	—	—	—	—	—
Contact base	—	—	—	347477	—	—	—	—	—	—	—	—	—
Sundry parts, set	—	—	—	347486	—	—	—	—	—	—	—	—	—

Part No. Model	31482 No. 9	31494 MS6	31502 SC81	31509 PRS7	31516 PRS3	31524 PRS7	‡31533 13SA	31544 18SA	‡31550 13SA	31559 20SA	31561 SD84	31564 SD84	31565 SD84	31567 PRS3
§Screw, terminal or cable clip	120610	124300	—	132464	132464	132464	—	132564	—	132464	120560	120560	120560	132464
§Washer, terminal screw or cable clip	—	—	—	185000	185000	185000	—	185009	—	188412	—	—	—	185000
Cover and window	—	—	—	—	—	—	—	—	—	—	310738	311024	311024	—
§Bulb	—	—	—	—	—	—	—	—	—	280	990	987	650	—
Nut, clip or screw fixing	380427	136410	—	182660	—	182660	347923	315081	347923	††133380	—	—	—	—
Screw, cover fixing	—	—	—	—	—	—	—	—	—	145580	—	—	—	—
Nut, fixing, rear	—	—	—	182660	—	182660	—	‡166013	—	—	—	—	—	—
Washer, fixing nut or screw	—	185012	—	185016	—	185106	—	—	—	188412	311037	—	—	—
Contact, horn, or connector, bulb	—	—	—	—	—	—	54332109	—	348454	—	—	—	—	—
Spring, fixing, or pawl centering	—	—	—	—	312068	—	347682	—	347682	—	—	—	—	312068
§Lever	—	—	347482	—	—	—	—	—	—	—	—	—	—	—
§Headpiece, action	—	—	347465	—	—	—	—	—	—	—	—	—	—	—
Contact base	—	§362271	347493	—	—	—	347924	—	347924	—	—	—	—	—
Sundry parts, set	—	—	347486	—	—	—	—	—	—	—	—	—	—	—
Wheel and rivet	—	—	—	—	—	—	—	—	—	360282	—	—	—	—

† Plain washer ‡ Housing 347798 supplied separately; cable channel 347683, contact plate 347779 and striker 347818 serviced by Vehicle Manufacturer § Recommended spares for stock
 ‡ Striker 347818 serviced by Vehicle Manufacturer † Terminal nut § And lever ** Supplied separately †† Screw, cover fixing

DETAILED SPARE PARTS

Q14

31568 — 31803

LIGHTING AND DIRECTION INDICATOR SWITCHES

Part No. Model	31568 PRS7	31570 PRS7	31600 PS6	31608 37SA	31609 37SA	‡31622 13SA	31625 37SA	31630 37SA	31633 42SA	31641 37SA	31646 MS6	31655 PRS3	31664 37SA
§Screw, terminal	132464	132464	121610	—	—	—	—	—	—	—	120560	132464	—
§Washer, terminal screw	185000	185000	§185188	—	—	—	—	—	—	—	—	185000	—
§Window, bulb	—	—	—	347573	347573	—	—	347573	—	—	—	—	347573
§Bulb	—	—	—	280	280	—	—	280	—	—	—	—	280
§Bulb holder	—	—	—	347769	347769	—	—	348640	—	—	—	—	347769
Nut, clip or screw, switch fixing	183891	†100847	180670	348442	348320	347923	348442	348442	—	347523	126580	—	348442
Nut, fixing, rear	182660	—	—	—	—	—	—	—	—	—	—	—	—
Washer, fixing, nut or screw	185106	—	158350	—	—	—	—	—	—	—	185040	—	—
Contact and/or base	—	—	—	348443	348443	347924	348443	348443	311873	348443	‡362268	—	348443
Contact, horn	—	—	—	—	—	348454	348581	348476	—	348476	—	—	—
Spring, fixing, or pawl centering	—	—	—	348323	348323	347682	348323	348323	—	348323	—	312068	—
Spring, earthing or lever	—	—	—	347929	347929	—	—	347929	—	—	—	—	347929
Lever	—	—	—	—	—	—	—	—	311884	—	—	—	—
Housing	—	—	—	—	—	—	—	—	311887	—	362252	—	—

Part No. Model	31673 MS6	31675 SD84	31695 SD84	31696 56SA	31712 37SA	31713 37SA	31732 37SA	31733 13SA	31734 37SA	31735 37SA	31736 13SA	31737 37SA
§Screw or sleeve, terminal	124300	120560	120560	188818	—	—	—	—	—	—	—	—
Cover and/or window	—	310738	310688	—	—	—	—	—	—	—	—	—
§Bulb	—	990	—	281	—	—	—	—	—	—	—	—
Nut, clip or screw, switch fixing	—	—	—	180810	348442	348442	347923	347923	347923	347923	347923	347923
Contact and/or base	—	—	—	—	348443	348443	348443	347924	348443	348443	347924	348443
Contact, horn	—	—	—	—	348581	348581	348476	348454	348476	348476	348454	54330120
Spring, fixing, or pawl centering	—	—	—	373532	348323	348323	348323	347682	348323	348323	347682	348323
Knob or lever	311061	—	—	373551	—	—	—	—	—	—	—	—

Part No. Model	31738 13SA	31755 42SA	31756 42SA	31760 37SA	31765 37SA	31769 51SA	31776 37SA	31790 PRS3	31791 66SA	31792 66SA	31796 37SA	31803 37SA
Bezel	—	—	—	—	—	347849	—	—	54330310	54330310	—	—
Knob	—	—	—	—	—	54330574	—	—	54330335	54330335	—	—
Contact, horn push or trafficator	348454	311873	311873	348613	—	54330890	—	—	54330890	54330890	348476	54334361
Lever	—	311887	311887	—	—	54330337	—	—	54330331	54330331	—	—
Plate, action	—	—	—	—	—	—	—	—	347738	347738	—	—
Base, contact, or rotor and tube	347924	—	—	348443	348443	54330793	348443	—	54330889	54330889	348443	348443
§Switch, flasher	—	—	—	—	—	—	—	—	31812	—	—	—
Window and/or cover/cowl	—	348511	348511	347573	347573	—	—	—	54330891	54330891	—	—
Shade	—	54330252	54330252	—	—	—	—	—	—	—	—	—
§Bulb	—	280	280	280	280	—	—	—	280	280	—	—
§Bulb holder	—	—	—	347769	348640	—	—	—	—	—	—	—
§Screw, terminal	—	—	—	—	—	—	—	—	132464	—	—	—
§Washer, terminal screw	—	—	—	—	—	—	—	—	185000	—	—	—
Screw or clip, switch fixing	347923	—	—	348442	348442	—	54330333	—	—	—	347923	—
Washer, fixing screw	—	—	—	—	—	—	—	—	—	—	—	—
Spring, fixing, or pawl centering	347682	—	—	348323	348323	—	348323	312068	—	—	348323	348323
Spring, earthing or lever	—	311884	311884	347929	347929	—	—	—	—	—	—	—
Grommet, casing	—	—	—	—	—	348643	—	—	—	—	—	—
Bracket, clamp or fixing	—	—	—	—	—	348642	—	—	54330288	54330288	—	—
§Sundry parts, set	—	—	—	—	—	54330577	—	—	54330892	54330892	—	—

† Knob fixing screw ‡ Lever and body § Recommended spares for stock ¶ Striker 347818 serviced by Vehicle Manufacturer § Washer, spring, fixing nut

continued

DETAILED SPARE PARTS

Part No.	31809	31821	31857	31867	31869	31883	31885	31904	31907	31915	31924	31936	31945
Model	51SA	51SA	37SA	72SA	PS7	37SA	37SA	TPS1-1	37SA	37SA	37SA	66SA	37SA
Bezel	347849	347849	—	—	—	—	—	—	—	—	—	54330310	—
Knob	54330574	54330574	—	—	—	—	—	—	—	—	—	54330335	—
		†54330552											
Contact, horn	54330890	54330890	—	—	—	348613	—	—	348476	—	348613	54330890	348613
Lever	54330337	54330337	—	—	—	—	—	—	—	—	—	54330331	—
Plate, action	—	—	—	—	—	—	—	—	—	—	—	54331625	—
Base, contact, or rotor and tube	54330794	54330794	348443	—	—	348443	348443	—	348443	348443	348443	54330889	348443
Window and/or cowl	—	—	347573	—	—	54331222	54331222	—	—	—	54331222	54330891	54331222
§Bulb	—	—	280	—	—	280	280	—	—	—	280	280	280
§Bulb holder	—	—	54330988	—	—	347769	348640	—	—	—	347769	—	347769
Connector, Lucar	—	—	—	—	—	—	—	199218	—	—	—	—	—
Washer, terminal screw	—	—	—	—	—	—	—	185012	—	—	—	—	—
Screw or clip, switch or cover fixing	—	—	54330333	—	—	348442	348442	136410	348492	54332441	348442	—	348442
Nut, terminal screw	—	—	—	—	—	—	—	54130176	—	—	—	—	—
Spring, horn push, or pawl centering	—	—	348323	54332104	—	348323	438323	—	348323	348323	348323	—	348323
Spring, catch or plunger earthing	—	—	—	54331088	—	347929	—	311102	—	—	—	—	347929
Nut, fixing	—	—	—	—	314017	—	—	311145	—	—	—	—	—
Nut, fixing, rear	—	—	—	—	180670	—	—	‡166160	—	—	—	—	—
Washer, spring or shakeproof	—	—	—	—	185081	—	—	154606	—	—	—	—	—
Switch, flasher, or spindle and contacts	—	311749	—	—	—	—	—	311314	—	—	—	—	—
Pawl or plunger	—	322103	—	—	—	—	—	311144	—	—	—	—	—
Felt, valve	—	—	—	—	—	—	—	311143	—	—	—	—	—
Grommet, casing	348643	—	—	—	—	—	—	—	—	—	—	—	—
Bracket, clamp or fixing	348642	—	—	—	—	—	—	—	—	—	—	54330288	—
§Sundry parts, set	54330577	54330577	—	—	—	—	—	—	—	—	—	54330892	—

Part No.	31958	31964	31974	31979	31980	31981	31982	34005	34019	34038	34039	34043
Model	PRS3	37SA	CS58A	37SA	37SA	PRS7	PRS7	PLC6	PLC2	PLC6	CRS	PLC6
Knob	—	—	‡54332389	—	—	—	—	—	—	344990	347375	—
Lock and driving cup	—	—	—	—	—	—	—	345070	345070	345070	—	345070
Contact, horn	—	§54333162	—	348476	348476	—	—	—	—	—	—	—
§Contact, switch or base	—	54332586	54332390	348443	348443	—	—	—	—	—	347358	—
Rotor	—	—	—	—	—	—	—	—	—	—	347361	—
§Switch, trafficator	—	—	31379	—	—	—	—	—	—	—	—	—
§Switch, horn push and dipper	—	—	31977	—	—	—	—	—	—	—	—	—
§Window, bulb	—	—	—	—	—	—	—	—	—	—	—	—
§Bulb	—	—	—	—	—	—	—	—	—	—	—	—
§Bulb holder	—	—	—	—	—	—	—	—	—	—	—	—
§Screw, terminal	—	—	120560	—	—	132464	132464	120560	120560	120560	110774	120560
§Washer, terminal screw	—	—	**120610	—	—	185000	185000	—	—	—	188412	—
Screw or clip, switch fixing	—	—	††136317	347923	347923	—	—	—	—	—	—	—
	—	—	‡‡310207	—	—	—	—	—	—	—	—	—
Spring, fixing, or pawl centering	312068	348323	—	348323	348323	—	—	—	—	344197	—	—
Spring, earthing or main	—	—	—	—	—	—	—	—	—	—	347372	—
Nut, fixing	—	—	—	—	—	182660	182660	—	—	—	—	—
Plate, fixing nut	—	—	—	—	—	318428	318428	—	—	—	—	—
Screw, plate fixing	—	—	117531	—	—	—	—	—	—	—	—	—

LIGHTING AND DIRECTION INDICATOR SWITCHES

31809 — 34043

Q15

continued

† Flasher switch § Recommended spares for stock †† Cover fixing ‡ And cover § Warning light ** Screw, terminal ††† Screw ‡‡ Clip

DETAILED SPARE PARTS

34054 — 768380

LIGHTING AND DIRECTION INDICATOR SWITCHES

Part No. Model	34054 PLC6	34055 PLC6	34056 PLC6	34063 PLC6	34065 PLC5	34074 CRS2	34090 PLC6	34092 CRS3	34103 CRS3	34314 37SA	†78225 CHR1	†78226 CHR1
Knob or lever	345065	—	—	—	—	347406	—	347527	54330363	—	768378	768473
Screw, knob fixing	—	—	—	—	—	—	—	—	—	—	119347	119347
Lock and driving cup	—	345070	345070	345070	—	—	345070	—	—	—	—	—
Button, horn, or contact, warning light	—	—	—	—	—	347408	—	—	—	54333162	—	—
Bezel, button retaining	—	—	—	—	—	347410	—	—	—	—	—	—
§Contact, switch	—	—	—	—	—	—	—	—	—	54332586	—	—
Base, rotor and tube	—	—	—	—	—	347432	—	‡347526	‡347526	—	—	—
§Screw, terminal	120560	120560	120560	120560	120560	—	120560	—	—	—	135481	135481
§Washer, shakeproof	—	—	—	—	—	—	—	—	—	—	188412	188412
Spring, fixing, or pawl centering	344197	344197	344197	—	344197	—	—	—	—	348323	—	—
Nut, fixing, front	—	—	—	—	—	—	—	—	—	—	183796	183897
Washer, spray	—	—	—	—	—	—	—	—	—	—	185106	185106
Nut, fixing, rear	—	—	—	—	—	—	—	—	—	—	175328	182660
Sundry parts, set	—	—	—	—	—	347444	—	—	—	—	—	—


Part No. Model	†78237 CHR1	78252 CHR1	†78253 CHR1	78279 CHR1	†78291 CHR1	†78294 CHR1	†78299 CHR1	78300 CHR1	78301 CHR1	78311 CHR1	78314 CHR1	78331 CHR1
§Knob	768378	—	768473	—	768883	768378	316478	—	—	—	—	—
Screw, knob fixing	119347	—	119347	—	—	119347	—	—	—	—	—	—
§Screw, terminal	135481	135481	135481	135481	135481	135481	135481	135481	135481	135481	135481	135481
§Washer, shakeproof	188412	188412	188412	188412	188412	188412	188412	188412	188412	188412	188412	188412
Nut, fixing, front	183897	182660	183897	182660	183897	183897	183897	182660	182660	183897	183897	183891
Washer, spring	185106	185106	185106	185106	185106	185106	185106	185106	185106	185106	185106	185106
Nut, fixing, rear	182660	182660	182660	182660	182660	182660	182660	182660	182660	182660	182660	182660

Part No. Model	78336 CHR1	78344 3R	78346 3R	78353 3R	78358 3R	78359 3R	78363 3R	78369 3R	031046 TS1	031218 PS7-1	031296 TPS1	031445 22B	768380 CHR1
Switch only	—	—	—	—	—	—	—	—	—	—	31250	—	—
Lever or knob	—	—	—	—	—	—	—	—	310918	314026	311156	—	768378
§Screw, terminal	135481	132464	132464	132464	161136	161136	132464	132464	—	120560	121610	‡110714	134581
§Washer, terminal screw	188412	185000	185000	185000	185000	185000	185000	185000	—	—	—	‡185040	188412
Nut or bracket, fixing	183891	153601	153601	153601	153631	54130211	183971	153636	—	314017	311145	‡317578	183897
Washer, spring	185106	185106	185106	185106	—	185106	185106	185106	—	185081	185012	—	185106
Nut, fixing, rear	182660	153636	153636	153636	153636	153636	175328	153636	—	180093	‡106734	‡166019	182660
Spindle	—	—	—	—	—	—	—	—	—	—	311128	—	‡119347
Plunger	—	—	—	—	—	—	—	—	—	—	311144	—	—
Spring	—	—	—	—	—	—	—	—	—	—	311102	—	—

† Knob supplied separately ‡ Rotor only § Recommended spares for stock || Bracket parts ¶ Screw, lever or knob fixing

Q16

LIGHTING AND DIRECTION INDICATOR SWITCHES



Serviceable spare parts for the following switches consist only of the terminal screw or sleeve and/or fixing nut with or without a washer


DETAILED SPARE PARTS

Part No.	Model	§Screw or sleeve, terminal	§Washer, terminal	Nut, fixing	Washer, fixing nut
31044	S37	121610	—	—	—
31056	S37	121610	—	—	—
31073	PS9	120560	—	314540	—
31082	HL2	120560	—	—	—
31091	PPG1	120560	—	316101	—
31093	39C	120560	—	—	—
31113	PS16	120560	—	—	—
31114	PPG2	120560	—	—	—
31120	PS9	120560	—	315307	—
31126	PPG1	120560	—	316101	—
31140	10	120560	—	—	—
31144	39C	120560	—	—	—
31154	PS16	120560	—	—	—
31158	PPG1	120560	—	183897	—
31161	10	120560	—	—	—
31173	PS9	120560	—	315307	—
31183	PPG1	120560	—	315043	—
31192	PS15	†188818	—	315081	—
31194	PRS2	120560	—	—	—
31198	PPG2	120560	—	—	—
31226	FS22-1	132464	185000	—	—
31248	PS19	120560	—	315081	—
31260	PS9	120560	—	315307	—
31277	FS32	132464	185000	—	—
31281	54C	120560	—	—	—
31284	FS22-1	132464	185000	—	—
31316	PS19	120560	—	315081	—
31379	TS82	120560	‡120610	—	—
31382	55C	120560	—	—	—
31440	HL2	120560	—	—	—
31444	PPG1	120560	—	316101	—
31456	PRS9	132464	185000	—	—
31478	SS10	120560	—	—	—
31486	6SA	†188818	—	—	—
31527	PS9	120560	—	314540	—
31528	PS9	120560	—	314540	—
31542	SS10	120560	—	—	—
31571	18SA	—	—	315081	—
31611	TS82	120560	‡120610	—	—
31638	6SA	†188818	—	—	—
31662	10SA	—	—	314017	—
31692	6SA	†188818	—	—	—
31727	52SA	—	—	153601	—
31743	57SA	—	—	153631	54148517
31750	21SA	102766	—	—	—
31780	57SA	—	—	153631	54148517
31788	57SA	—	—	153631	54148517
31793	10SA	—	—	314017	—
31795	FS22-1	132464	185000	—	—
31828	65SA	—	—	153601	54148517
31830	PRS9	132464	185000	—	—
31837	57SA	—	—	153601	54148517
31838	65SA	—	—	54130081	—
31839	57SA	—	—	54130081	—
31840	57SA	—	—	54130081	—
31841	57SA	—	—	54130081	—
31850	57SA	—	—	153601	54148517
31865	6SA	†188818	—	—	—
31898	23SA	—	—	153601	54148517
31946	57SA	—	—	54130281	54148517
31947	57SA	—	—	54130281	54148517
31951	58SA	—	—	153601	185106
31952	PPG1	120560	—	54130291	—
31956	57SA	—	—	153601	54148517
31959	6SA	†188818	—	—	—
31963	65SA	—	—	153601	54148517
31969	57SA	—	—	153601	54148517
31970	58SA	—	—	153601	185106
31986	57SA	—	—	153601	54148517
31987	57SA	—	—	153601	54148517
31995	58SA	—	—	‡54130361	—
78333	4R	—	—	153601	185106
359013	S37	120610	—	—	—
359357	10	120610	—	—	—
359358	10	120610	—	—	—
359671	S37	120610	—	—	—

† Sleeve ‡ Terminal screw § Recommended spares for stock || Nut, terminal





LIGHTING AND DIRECTION INDICATOR SWITCHES



KNOBS, HANDLES AND LEVERS

Part No.	Model	Finish	Marking	Method of Fitting	Part No.	Model	Finish	Marking	Method of Fitting
311075	TPS1	C.P.	—	5 B.A. screw 145600	315031	PPG1	C.P.	Raised 'L'	Push on
311149	TPS1	Brown	—	—	315037	PPG1	Cream	'L' in maroon	Push on
311156	TPS1	Cream	—	5 B.A. screw 107461	315042	PPG1	Brown	Plain	Push on
311301	TPS1	C.P.	—	5 B.A. screw 145591	315062	PS15	Brown	Plain	Screw on 6 B.A. thread
312500	PRS7	Black	'F-H-S-OFF' in white	Push on	315069	PS15	Black	Plain	Screw on 6 B.A. thread
312619	PRS7	Black	Plain	Push on	315104	PS16	Golden pearl	Plain	Push on
312622	PRS7	Brown	'F-H-S-OFF' in cream	Push on	315112	PS16	Black	'P' in white	Push on
312856	PS7-1	Black	Plain	Screw on	315118	PS16	Ivory	'PANEL LIGHT' in black	Push on
312857	PS7-1	Brown	'P' in cream	Push on	315140	PS16	C.P.	Plain	Push on
312866	PS7	Black	'F' in white	Push on	315206	PPG2	Golden pearl	Plain	Push on
312871	PS7	Black	'P' in white	Push on	315213	PPG2	Mottled ivory	'H' and 'S' lights	Push on
312953	PS7	Black	'R' in white	Push on	315215	PPG2	Mottled cream	Plain	Push on
312955	PS7	Cream	'P' in black	Push on	315224	PPG2	Mottled ivory	'L' in old gold	Push on
313097	PRS7	Black	'H-S-O' and 'Lights' in white	Push on	315228	PPG2	Brown	'L' in cream	Push on
313600	PS7	Satin chrome	Plain	Push on	315242	PPG2	Black	'PANEL INT' in white	Push on
313603	PS7	Black	Black 'F' on diakon disc	Push on	315243	PPG2	Black	'L' in white	Push on
313604	PS7	Black	'P' in ivory	Screw on	315244	PPG2	Black	'F' in white	Push on
313618	PS7	Black	'F' in white	Push on	315246	PPG3	Black	'P' in ultra violet paint	Push on
313619	PS7	Cream	'F' in black	Push on	315247	PPG2	Black	'L' in ultra violet paint	Push on
313623	PPG2	Black	'Fog' in white	Push on	315951	PS7	Black	Plain	Screw on
313626	PS16	Black	'Maplight' in white	Push on	316102	PPG1	Black	Plain	Push on
313627	PS16	Black	'Interior Light' in white	Push on	316115	PPG1	Brown	'L' in white	Push on
313628	CHR1 and 3R	Black	'Panel' and an arrow in white	Push on	316123	PPG1	Black	Black 'L' on ivory	Push on
313630	PPG1	Black; C.P. bezel	'L' in white	Push on	316124	PPG1	Brown	Black 'P' on ivory	Push on
313631	PPG1	Black; C.P. bezel	'F' in white	Push on	316128	PPG1	Stone grey	Plain	Push on
313632	PS7	Black; C.P. bezel	'P' in white	Push on	316129	PPG1	Black	'SIDE-HEAD' in white	Push on
313653	PRS7	Black	'F-H-S-OFF' in white	Push on	316132	PPG1	Brown	'P' in cream	Push on
313655	PS19	Black	'P' in white	Push on	316133	PPG1	Black	'L' in white	Push on
313667	10SA	C.P.	White 'L' on black cap	Push on	316134	PPG1	Black	'F' in white	Push on
313671	PS7	Black	'I' in white	Push on	316135	PPG1	Black	'P' in white	Push on
313674	PS7	Black; C.P. bezel	'LR' in white	Push on	316136	PPG1	Black	'L' in white	Push on
314026	PS7-1	Black	Plain	Screw on	316137	PPG1	Black	'P' in white	Push on
314403	PS7-1	Black	'Fog' in white	Screw on	316140	PPG1	Black	'F' in white	Push on
314427	PS7	Brown	Sunken 'P'	Screw on	316141	PPG1	Black	'L' in white	Push on
314437	PS7-1	C.P.	Plain	Screw on	316144	PPG1	Cream	'L' in black	Push on
315002	PPG1	Black	Plain	Grub screw	316146	PPG1	Cream; C.P. bezel	'L' in red	Push on
					316147	PPG1	Cream; C.P. bezel	'F' in red	Push on
					316151	PPG1	Black	'L' in white	Push on
					316153	PPG1	Cream	'F' in brown	Push on

LIGHTING AND DIRECTION INDICATOR SWITCHES




KNOBS, HANDLES AND LEVERS—continued

Part No.	Model	Finish	Marking	Method of Fitting	Part No.	Model	Finish	Marking	Method of Fitting
316154	PPG1	Black	'L' in white ..	Push on	318386	PS7-1	Ivory	'P' in black ..	Screw on
316155	PPG1	Ivory	'L' in black ..	Push on	318475	PRS7	Black	'LIGHTS' in white	Push on
316156	PPG1	Black	'L' in white ..	Push on	327074	S37	Chrome		
316163	PPG1	Black	Plain	Push on	345096	PLC6	Black	'HEAD-SIDE-OFF' in white	Secured by switch bezel
316231	PS7-1	Ivory	Plain	Screw on	768378	CHR1	Brown	An arrow in white..	Grub screw
316276	PRS2	Mottled cream	'H-S-OFF' in black	Push on	768526	CHR1	White	Arrow in black ..	Push on
316285	PRS2	Black	'H-S-OFF' in white	Push on	768540	CHR1	Mottled ivory	'P' and an arrow in old gold ..	Push on
316286	PRS2	Grey	'H-S-OFF' in white	Push on	768642	CHR1	Black	'PANEL' and an arrow in white ..	Push on
316287	PRS2	Brown	'H-S-OFF' in cream	Push on	768651	CHR1	Brown	'P' and arrow in white ..	Grub screw
316370	—	Black	'Fog' in white ..	Push on	768662	CHR1	Brown	'P' in white ..	Grub screw
316389	PS19	Brown	'F' in cream ..	Push on	768883	CHR1	Black	'PANEL' in white..	Push on
316390	—	Black	'A' in white ..	Push on	768913	CHR1	Black	'OFF-DIM-PANEL' in white ..	Grub screw
316398	PPG1	Cream	'L' in brown ..	Push on	768930	CHR1	Cream	'P' and an arrow in black ..	Push on
316420	PRS3	Black	'O-S-H-LIGHTS' in white ..	Push on	768945	CHR1	Black	'P' and an arrow in white ..	Push on
316434	PRS3	Black	'ON' in white ..	Spring loaded	768972	CHR1	Cream	'P' in black ..	Push on
316435	PRS3	Black	'H-S-OFF' in white	Push on	768975	CHR1	Black	'P' in white ..	Push on
316449	PRS3	Black	'H-S-OFF' in white	Push on	769064	CHR1	Black	'OFF-DIM-PANEL' in white ..	Push on
316478	PS16	Grey	Plain	Push on	54330740	PPG1	Black	'L' in white ..	Push on
316483	PS16	Cream	'P' in brown ..	Push on	54330749	PPG1	Pebble grey ..	'L' in black ..	Push on
316487	PS16	Black	'MAP' in white ..	Push on	54330752	CHR1	Black	'PANEL-ON-OFF-DIM' in white ..	Push on
316493	PS16	Black	'P' in white ..	Push on	54330753	PPG1	Stone grey ..	Plain	Push on
316494	PS16	Black	'P' in white ..	Push on	54330756	PPG1	Clay pipe grey	'L' in black ..	Push on
316512	PS16	Golden pearl	Plain	Push on	54330759	PRS7	Black	'L' in white ..	Push on
316518	CHR1	Black	An arrow in white..	Push on	54330880	PPG1	Grey	'LIGHTS' and 'PANEL' in white	Push on
316520	Various	Black	Plain	Push on	54331118	PS7	Grey	'PANEL' in white..	Push on
316622	PRS5	C.P.	Plain	Push on	54331172	PS7	Black	'P' in white ..	Push on
316637	PRS5	Brown	'F-H-S-OFF' in cream	Push on	54331190	PPG1	Coffee	'LIGHTS' in white	Push on
316686	PS20	Black	'LAMPS' in white..	Push on	54331875	TPS1	Black	—	5 B.A. screw 107461
317508	PS7-1	Ivory	'P' in black ..	Screw on	54332270	PRS7	C.P.	Plain	Push on
317524	PS16	Mottled cream	'P' in red	Push on	54332327	3R	Black	'PANEL' and a double-headed arrow in white ..	Push on
317532	PS7-1	Black	'PANEL' in white..	Push on	54332509	PS7	Black	'P' in white ..	Push on
317603	PRS5	C.P.	Plain	Push on	54332710	10SA	Black	'L' in white ..	Push on
317662	PPG2	Cream; C.P. bezel..	'L' in red	Push on					
317663	PPG2	Mottled cream; C.P. bezel..	'F' in red	Push on					
318173	PPG2	Black	'L' in white ..	Push on					
318174	PRS7	Black	'H-S-O' and 'LIGHTS' in white	Push on					
318305	PRS7	Black	'LAMPS' and arrow in white ..	Push on					
318352	PS7	Black	'LR' in white ..	Screw on					
318368	PS7-1	Black	Black 'P' on diakon disc ..	Push on					

C.P. .. Chromium plated



FUEL AND OIL SWITCHES



Descriptive Reference



Part No.	Model	Action	Finish	Fixing	Special Features
31113	PS16	Pull on-push off	—	Single hole	Less knob; moulded body.
31146	PS17	Pull on-push off	—	Two hole	Less knob; moulded body.
31154	PS16	Pull on-push off	—	Single hole	As 31113, but terminals reversed.
31201	PS7-1	Pull on-push off	C.P. fixing nut	Single hole	Short thread for metal panel.
31229	PS5	Push	Black fixing nut	Single hole	Black knob.
31248	PS19	Pull on-push off	C.P. fixing nut	Single hole	Less knob; moulded body.
31256	PS6	Rotary on-off	C.P. fixing nut	Single hole	Black knob.
31295	PS5	Push	C.P. fixing nut	Single hole	Black knob.
31356	PS6	Rotary on-off	C.P. fixing nut	Single hole	Black knob with white arrow.
31363	SS5	Push	C.P. fixing nut	Single hole	Plain black knob; for wooden panel fitting.
31429	PRS7	Rotary on-off	C.P. fixing nut	Single hole	Less knob.
31531	S60	Rotary on-off	Special	Three hole flange	For Rolls-Royce.
31579	PRS7	Rotary three way	Special	Single hole	Less knob; for Rolls-Royce.
31644	PS5	Push	Special	Single hole	For Rolls-Royce.
31702	57SA	Toggle	C.P. fixing nut	Single hole	1" long black knob.
31878	PRS7	Rotary on-off	C.P. fixing nut	Single hole	Less knob; as 31429, but longer fixing bush.
31938	PS5	Push	Special	Single hole	For Rolls-Royce.

KNOBS

Part No.	Model	Finish	Marking	Method of Fixing	Part No.	Model	Finish	Marking	Method of Fixing
312953	PS7	Black	'R' in white	Fixing screw	316496	PS16	Black	'R' in white	Push on
313684	PS7	Black	'R' in white	Push on	316523	PS16	Black	'R' in ultra violet paint ..	Push on
314026	PS7-1	Black	Plain	Screw on	316645	PRS5	Black	'PETROL-L-R' in white ..	Push on
316215	PS7-1	Cream	'R' in brown	Screw on	317463	PS5	Brown	'P' in cream	Screw on 6 B.A. thread
316367	PS19	Cream	'R' in black	Push on					

C.P. .. Chromium plated

FUEL AND OIL SWITCHES



DETAILED SPARE PARTS

Part No.	Model	Nut, fixing	Nut, fixing, rear	Washer, flat	Washer, spring	§Screw, terminal	§Washer, terminal screw
31113	PS16	—	—	—	—	120560	—
31146	PS17	—	—	—	—	120560	—
31154	PS16	—	—	—	—	120560	—
31201	PS7-1	314017	180093	—	185081	120560	—
31229	PS5	180670	—	158350	185188	117980	185000
31248	PS19	315081	—	—	—	120560	—
31256	PS6	180670	—	158350	185188	121610	—
31295	PS5	180670	—	158350	185188	117980	185000
31356	PS6	180670	—	158350	185188	121610	—
31363	SS5	180670	—	158350	185188	120584	—
31429	PRS7	182668	—	—	—	132464	185000
31531	S60	156570	—	—	—	132464	188412
31579	PRS7	182660	—	—	—	132464	185000
31644	PS5	180670	—	158350	185188	117980	185000
31702	57SA	153601	—	—	185106	—	—
31878	PRS7	318192	182998	—	185106	135464	185000
31938	PS5	180670	—	158350	185188	117980	185000



STANDARDISATION OF PLC SWITCHES

The Lucas PLC Switchbox has been supplied as initial equipment for a number of years, and during that time its design has remained basically the same. In view of this, and to prevent carrying unnecessary stocks of individual switches, we have been continually working towards a standard switch for service replacements. We realise that the customer expects a switch which is similar in appearance to the original unit, and this point has been carefully borne in mind whilst standardising. Two types of switch are involved; they are:

1. Switches with non-detachable knob and dial

Standard switches of this type are listed below, together with the initial equipment they replace. Descriptions and photographs have been added (in Part I) to aid in identification.

2. Switches with detachable knob and dial

In this case, one standard switch unit will replace the complete range and, if the customer requires a new knob or dial, suitable replacements are available.

This standard switch is described and illustrated (in Part II) and a list of replacement knobs has been included.

PART I

List of standard switches for replacement

These switches cannot be stripped down for service purposes and replacement switches are supplied complete with dial, knob and keys where applicable.

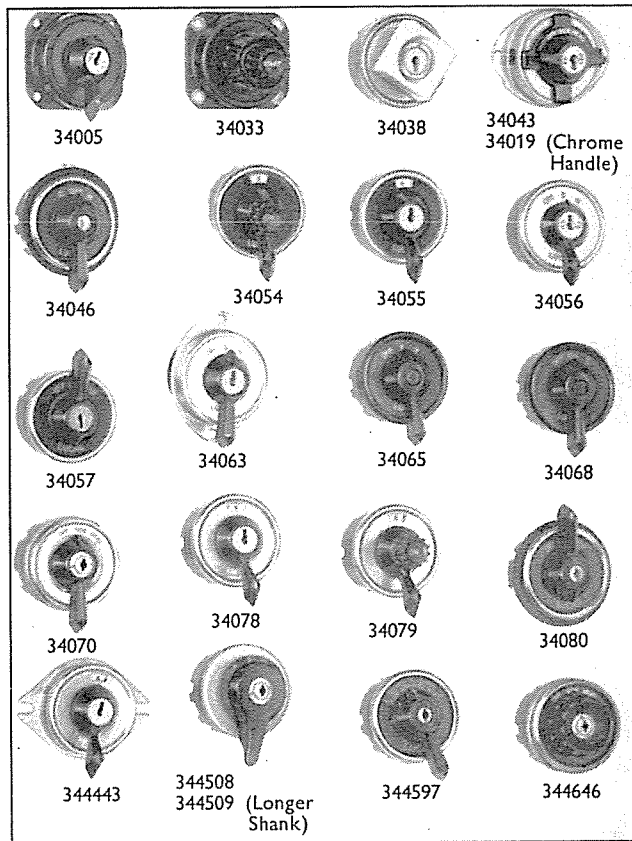
Part No. of Original Fitting	Replaced by Part No.	Part No. of Original Fitting	Replaced by Part No.
34002	34055	34056	—
34004	34056	34057	—
34005	—	34058	34065
34006	34056	34059	34056
34009	34056	34062	34056
34010	34043	34063	—
34011	34043	34065	—
34014	34055	34068	—
34015	031366	34070	—
34016	34056	34072	34056
34017	34057	34075	34055
34018	34055	34078	—
34019	—	34079	—
34020	34054	34080	—
34021	34055	031366	—
34022	34054	344443	—
34024	34055	344472	34055
34026	34055	344484	34055
34027	34078	344508	—
34028	34056	344509	—
34031	34065	344528	34055
34032	34056	344540	34055
34033	—	344544	34065
34035	34055	344597	—
34036	031366	344646	—
34037	031366	344669	34080
34038	—	344694	34078
34041	34055	344887	34055
34042	34055	344889	34055
34043	—	344890	031366
34046	—	344910	34054
34049	34054	344920	34054
34054	—	344927	34078
34055	—	344928	34079

Note—Where no replacement is shown, stocks are carried of the original fitting.

The following is a general description of these standard switches:

Model PLC6 Part No. 34005. 3-position switch (OFF, SIDE, HEAD) with brown dial and upswept knob; no lettering on dial (switch positions marked on panel); four hole flange fitting; complete with lock and keys.

Model PLC2 Part No. 34019. 4-position switch (LOW, HIGH, SIDE, HEAD) with special C.P. dial and handle; two hole flange fitting; complete with lock and keys (similar in appearance to 34043).



Model PLC6 Part No. 34033. 3-position switch (OFF, SIDE, HEAD) with large black knob, inset with ignition knob marked with white lettering 'START'; no lettering on dial (switch positions marked on panel); four hole flange fixing.

Model PLC6 Part No. 34038. 3-position switch (OFF, SIDE, HEAD) with large square knob; no lettering on dial (switch positions marked on panel); complete with lock and keys.

Model PLC6 Part No. 34043. 3-position switch (OFF, SIDE, HEAD) with special black dial and handle marked with white lettering; two hole flange fixing; complete with lock and keys.

Model PLC5 Part No. 34046. 3-position switch (COIL, OFF, MAGNETO) with black dial and handle and C.P. bezel; white lettering on dial; no lock or keys (similar in appearance to 34065).

Model PLC6 Part No. 34054. 3-position switch (OFF, SIDE, HEAD) with black dial and upswept handle and C.P. bezel; black lettering on white slide and ignition knob marked 'ON'.
Replaces: 34020, 34022, 34049.

Model PLC6 Part No. 34055. 3-position switch (OFF, SIDE, HEAD) with black dial and upswept handle and C.P. bezel; black lettering on white slide; complete with lock and keys.
Replaces: 34002, 34014, 34018, 34026, 34035, 34075.

Model PLC6 Part No. 34056. 3-position switch (OFF, SIDE, HEAD) with cream dial and upswept handle and C.P. bezel; brown lettering; complete with lock and keys.
Replaces: 34006, 34009, 34059, 34062.

continued

STANDARDISATION OF PLC SWITCHES



Model PLC6 Part No. 34057. 3-position switch (OFF, LOW, HIGH) with black dial and handle and C.P. bezel; white lettering; complete with lock and keys (similar in appearance to 34080).
Replaces: 34017.

Model PLC6 Part No. 34063. 3-position switch (OFF, SIDE, HEAD) with cream dial and C.P. bezel; brown lettering and handle; two hole flange fixing; complete with lock and keys.

Model PLC5 Part No. 34065. 3-position switch (OFF, SIDE, HEAD) with black dial and handle; white lettering on dial; no lock or keys.
Replaces: 34031, 34058.

Model PLC5 Part No. 34068. 3-position switch (OFF, CHARGE, LIGHTS) with black dial and handle; white lettering on dial; no lock or keys (similar in appearance to 34065).

Model PLC5 Part No. 34070. 4-position switch (LOW, HIGH, SIDE, HEAD) with black handle, cream dial and C.P. bezel; complete with lock and keys (similar in appearance to 34080).

Model PLC2 Part No. 34078. 4-position switch (1, 2, SIDE, HEAD) with C.P. dial and bezel; black upswept handle; black lettering on white slide; complete with lock and keys (similar in appearance to 34055).
Replaces 344694, 344927.

Model PLC2 Part No. 34079. 4-position switch (1, 2, SIDE, HEAD) with C.P. dial and bezel; black upswept handle and ignition knob; black lettering on white slide (similar in appearance to 34054).
Replaces 344928.

Model PLC5 Part No. 34080. 3-position switch (OFF, LOW, HIGH) with black dial and handle; white lettering on the dial; spade type lock; supplied complete with keys.

Model PLC6 Part No. 031366. Comprises 3-position switch 34055 and flanged fixing plate 344931.

Model PLC2 Part No. 344443. 4-position switch (1, 2, SIDE, HEAD) with C.P. dial and bezel; black upswept handle; black lettering on white slide; complete with lock and keys.

Model PLC5 Part No. 344508. 4-position switch (HEAD, SIDE, FULL CHARGE, HALF CHARGE); special black handle with white lettering; complete with lock and keys.

Model PLC5 Part No. 344509. 3-position switch (HEAD, SIDE, OFF); special black handle with white lettering; complete with lock and keys.

Model PLC5 Part No. 344597. 4-position switch (LOW, HIGH, SIDE, HEAD) with black dial, handle and C.P. bezel; white lettering on dial; complete with lock and keys (similar in appearance to 34080). *Special for Magneto.*

Model PLC5 Part No. 344646. 3-position switch (OFF, SIDE, HEAD) with black dial, large knob and C.P. bezel; white lettering on dial; complete with lock and keys.

PART II

The **Standard Switch** for replacing those with detachable knob and dial is **Model PLC6 Part No. 34090.**

It is a 3-position switch (OFF, SIDE, HEAD) supplied complete with lock and keys, and will replace the following:

34023	34050	34066	34081
34025	34051	34067	34084
34034	34052	34071	344874
34047	34061	34073	344924

The switch is more likely to require replacement than the knob or dial, and is supplied separately. But if the customer requires a new knob or dial, those available for use with the standard switch are listed below:


Knobs

- 344474—Black bakelite, with pointer.
(replaces knob fitted to switches 34025, 34071, 34084).
- 344925—Black bakelite, with handle and pointer.
(replaces knob fitted to switch 34081).
- 344999—Cream finished diecasting, with cut-away.
(replaces knob fitted to switches 34023, 34034, 34050).
- 345096—Black bakelite (with 'HEAD', 'SIDE', 'OFF' marked in white).
(replaces knob fitted to switches 34052, 34061, 34067, 34073).

Dial


- 344479—C.P., with 'OFF', 'SIDE', 'HEAD' marked in black.

Note.—Flange No. 344931 can be used to fit all flange fixing type switches in this range.





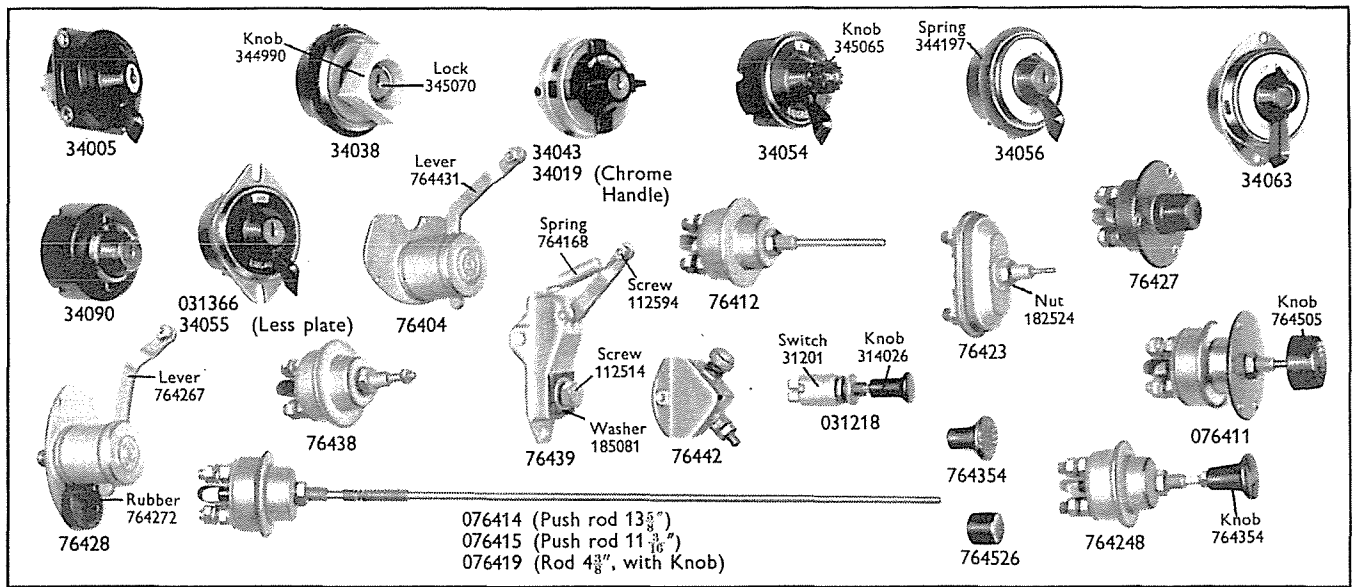
IGNITION AND STARTING SWITCHES



Descriptive Reference

Part No.	Model	Usage	Action	Fixing	Special Features
31107	SS5	Solenoid operating	Push	Single hole ..	Plain walnut knob; short thread.
31113	PS16	Solenoid operating	Pull on-push off ..	Single hole ..	Less knob; moulded body.
31115	SS8	Solenoid operating	Push	Single hole ..	Less knob; moulded body.
31141	SS5	Solenoid operating	Push	Single hole ..	Ivory knob, marked 'S' in black; hexagonal metal body.
31150	SS5	Solenoid operating	Push	Single hole ..	Rectangular cream knob, marked 'S' in maroon; long thread.
31153	SS8	Solenoid operating	Push	Single hole ..	As 31115, but terminals reversed.
31187	S55	Ignition	Rotary on-off ..	Two hole ..	Moulded body; lock and keys.
31194	PRS2	Ignition and lighting ..	Rotary three way ..	Two hole ..	Less lock; metal clad; brown bakelite.
31201	PS7-1	Ignition or choke warning light	Pull on-push off ..	Single hole ..	Less knob.
31216	S55	Ignition	Rotary on-off ..	Two hole ..	As 31187, but terminals reversed.
31241	SS5	Solenoid operating	Push	Single hole ..	Black cheeshead knob, marked 'START' in white.
31246	S56	Ignition	Rotary on-off ..	Two hole flange	For double panel plate fixing; black.
31248	PS19	Choke warning light	Pull on-push off ..	Single hole ..	Less knob; moulded body.
31253	SS9	Solenoid operating	Push	Single hole ..	Moulded body.
31258	SS5	Solenoid operating	Push	Single hole ..	Plain black knob; short thread.
31270	PRS3	Ignition and lighting ..	Rotary three way ..	Circlip ..	Less lock and keys; black dial.
31272	SS5	Solenoid operating	Push	Single hole ..	Ivory knob.
31279	SS9	Solenoid operating	Push	Single hole ..	Moulded body; as 31253, but terminals reversed.
31287	S45	Ignition	Rotary on-off ..	Two hole flange	Less lock and keys.
31344	S50	Ignition	Rotary on-off ..	Spring circlip	—
31356	PS6	Ignition	Rotary on-off ..	Single hole ..	Black knob, with white arrow.
31361	S55	Solenoid operating	Push	Single hole ..	C.P. knob; long thread.
31363	SS5	Solenoid operating	Push	Single hole ..	Plain black knob; long thread.
31377	SS5	Solenoid operating	Push	Single hole ..	Ivory knob, marked 'S' in black.
31403	S45	Ignition	Rotary on-off ..	Single hole ..	As 31287 except for fixing method.
31416	PRS3	Ignition and lighting ..	Rotary three way ..	Circlip ..	No lock; C.P. cover.
31421	PRS3	Ignition and lighting ..	Rotary three way ..	Circlip ..	Less lock; black bezel.
31425	PHS1	Heater plug	Push	Single hole ..	Less knob.
31447	SS5	Solenoid operating	Push	Single hole ..	As 31258, but grey knob.
31469	SS10	Choke	Push	Screw in ..	—
31497	S55	Ignition	Rotary on-off ..	Two hole ..	Less lock.
31501	S60	Ignition and starting ..	Rotary four way ..	Single hole ..	Less lock.
31516	PRS3	Ignition and lighting ..	Rotary three way ..	Circlip ..	Less lock; three positions, 'OFF-SIDE-HEAD'.
31540	S4C	Choke	Pull	Two hole ..	—
31543	S60	Ignition and starting ..	Rotary three way ..	Single hole ..	Less lock.
31593	S60	Ignition and starting ..	Rotary three way ..	Single hole ..	Less lock.
31600	PS6	Ignition	Rotary on-off ..	Single hole ..	Short body; plain black knob.
31637	S60	Ignition and starting ..	Rotary four way ..	Single hole ..	Less lock.
31655	PRS3	Ignition and lighting ..	Rotary three way ..	Circlip ..	Three positions, 'OFF-SIDE-HEAD'.
31678	S60	Ignition and starting ..	Rotary four way ..	Single hole ..	Less lock.
31719	SS9	Solenoid operating	Push	Single hole ..	As 31523, but with silver contacts.
31781	S60	Ignition and starting ..	Rotary three way ..	Single hole ..	Less lock; Lucar connectors; similar to 31543.
31799	47SA	Ignition and starting ..	Rotary three way ..	Single hole ..	Lucar connectors.
31810	SS8	Solenoid operating	Push	Single hole ..	As 31115, but 24 volt.
31829	70SA	Diesel heater	Rotary five way ..	Single hole ..	Less lock; Lucar connectors.
31854	70SA	Starter and heater	Rotary four way ..	Single hole ..	With lock.

IGNITION AND STARTING SWITCHES

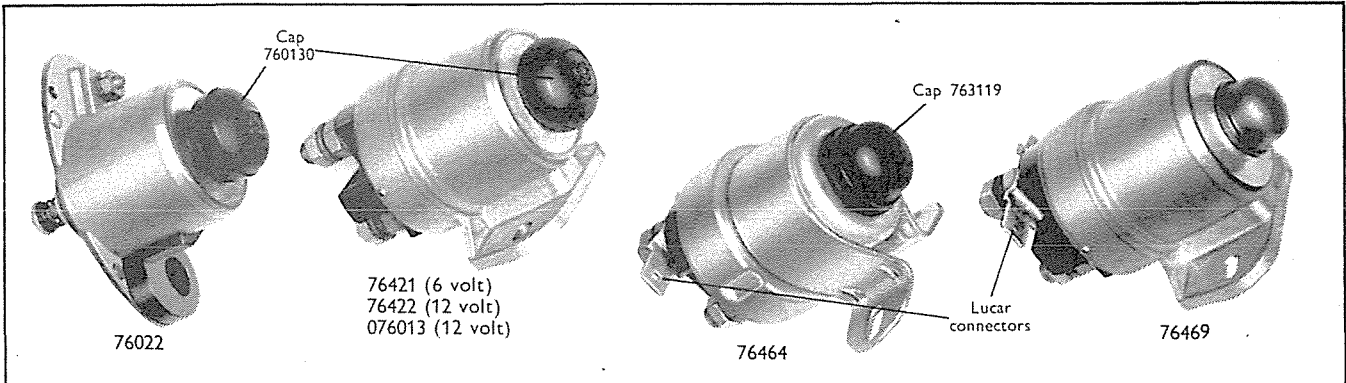


Descriptive Reference—continued

Part No.	Model	Usage	Action	Fixing	Special Features
31872	SS5	Solenoid operating	Push	Single hole ..	Lucar connectors.
31899	S45	Ignition	Rotary on-off ..	Single hole ..	As 31403, but with Lucar terminals.
31912	47SA	Ignition and starting	Rotary four way	Single hole ..	Lucar connectors.
31931	TOS1	Choke warning light	Push	Single hole ..	Hexagonal body.
31958	PRS3	Ignition and lighting	Rotary three way	Circlip ..	Less lock; Lucar connectors.
31962	S45	Ignition	Rotary on-off ..	Two hole ..	Less lock; C.P. bezel; Lucar connectors.
31967	SS5	Solenoid operating	Push	Single hole ..	Black knob.
31971	47SA	Ignition and starting	Rotary four way	Single hole ..	Lucar connectors.
31973	47SA	Ignition and starting	Rotary three way	Single hole ..	Lucar connectors.
34005	PLC6	Ignition and lighting	Rotary three way	Four hole ..	No lettering; brown dial.
34019	PLC2	Ignition and lighting	Rotary three way	Two hole ..	Marked 'OFF-SIDE-HEAD'; C.P. dial and handle.
34038	PLC6	Ignition and lighting	Rotary three way	Single hole ..	No marking; square, ivory knob.
34043	PLC6	Ignition and lighting	Rotary three way	Two hole ..	Marked 'OFF-SIDE-HEAD'; black finish.
34054	PLC6	Ignition and lighting	Rotary three way	Circlip ..	Marked 'OFF-SIDE-HEAD'; black knob, marked 'ON'.
34055	PLC6	Ignition and lighting	Rotary three way	Circlip ..	Marked 'OFF-SIDE-HEAD'; black handle.
34056	PLC6	Ignition and lighting	Rotary three way	Circlip ..	Marked 'OFF-SIDE-HEAD' in brown; cream dial; brown handle.
34063	PLC6	Ignition and lighting	Rotary three way	Two hole ..	Marked 'OFF-SIDE-HEAD' in brown; cream dial; brown handle.
34090	PLC6	Ignition and lighting	Rotary three way	Circlip ..	Less handle; complete with lock.
34258	47SA	Ignition and starting	Rotary four way	Single hole ..	Lucar connectors; similar to 31912 but spring collar.
34264	47SA	Ignition and starting	Rotary three way	Single hole ..	Lucar connectors; similar to 31973 but for marking on base spacer.
34299	70SA	Diesel heater	Rotary five way	Single hole ..	Lucar connectors; similar to 31829 but with separate feed for auxiliaries.
76404	ST10	Starting motor	Pull	Four hole ..	Wire control operated.
76412	ST18	Starting motor	Push	Single hole ..	Less knob.
76423	ST19-2	Starting motor	Pull	Single hole ..	—
76427	ST18	Starting motor	Push	Three hole ..	Diecast knob; for foot operation.
76428	ST10	Starting motor	Pull	Four hole ..	Wire control operated; as 76404 except for crank of lever.
76438	ST18-1	Starting motor	Push	Single hole ..	—
76439	ST9	Starting motor	Pull	Three hole ..	Mounted to yoke of starting motor.
76442	4SA	Starting motor	Push	Two hole ..	Mounted on starter yoke.
031218	PS7-1	Ignition or choke warning light	Pull on—push off	Single hole ..	Comprises switch 31201 and knob 314026.
031366	PLC6	Ignition and lighting	Rotary three way	Adaptor plate	Comprises switch 34055 and adaptor plate 344931.
076411	ST18	Starting motor	Push	Single hole ..	Black metal knob; foot operated.
076414	ST18	Starting motor	Push	Single hole ..	As 76438, but complete with push rod and spring, 13 $\frac{5}{8}$ " long.
076415	ST18	Starting motor	Push	Single hole ..	As 76438, but complete with push rod and spring, 11 $\frac{3}{8}$ " long.
076419	ST18	Starting motor	Push	Single hole ..	As 76438, but complete with push rod and spring, 4 $\frac{3}{8}$ " long.
764248S	ST18	Starting motor	Push	Single hole ..	Brown knob, marked 'S' and 'PUSH' in white.



IGNITION AND STARTING SWITCHES



STARTING MOTOR SOLENOIDS

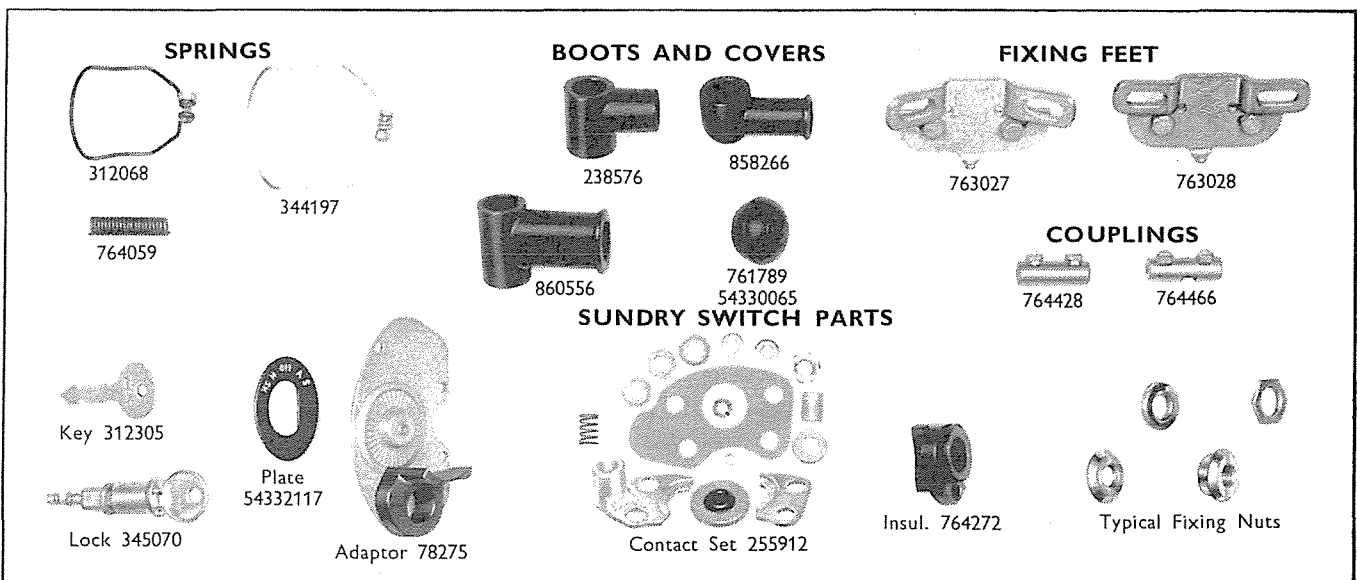
Descriptive Reference

Part No.	Model	Fixing	Details	Part No.	Model	Fixing	Details
76022	ST900-1	Four hole	Mounted on commutator end bracket of 'G' type starter; 12 volt; earth return.	76464	2ST	Two hole	12 volt; earth return; Lucar connectors.
76421	ST950	Two hole	6 volt; earth return.	76469	2ST	Two hole	12 volt; earth return.
76422	ST950	Two hole	12 volt; insulated return.	076013	ST950	Two hole	12 volt; earth return; for Rolls-Royce.

DETAILED SPARE PARTS

Part No.	Model	76022	76421	76422	76464	76469	076013
Model	Model	ST900-1	ST950	ST950	2ST	2ST	ST950
§Insulator	..	764272	—	—	—	—	—
Nut, control screw	..	—	170574	170574	170574	170574	170574
Washer, control screw	..	—	185062	185062	185062	185062	185062
§End cap, rubber	..	760130	760130	760130	763119	—	760130
§Nut, terminal	..	166043	166043	166043	166019	166019	166043
§Washer, terminal	..	131000	185040	185040	185040	185040	185040
Connector, Lucar, starter push	..	—	—	—	54190015	54190015	—
Connector, Lucar, fuse box	..	—	—	—	54190013	54190013	—
Connector, Lucar, control box	..	—	—	—	54190014	54190014	—

These fixing feet are available if required: Foot, flat fixing 763028; foot, yoke fixing 763027.



§ Recommended spares for stock

DETAILED SPARE PARTS


IGNITION AND STARTING SWITCHES

Part No.	31107	31113	31115	31141	31150	31153	31187	31194	31201	31216	31241	31246	31248	
Model	SS5	PS16	SS8	SS5	SS5	SS8	SS5	PRS2	PS7-1	SS5	SS5	SS6	PS19	
Nut, fixing	180670	—	—	—	180670	—	—	—	314017	—	180670	180670	315081	
Washer or rear nut, fixing	158350	—	—	—	158350	—	—	—	180093	—	158350	—	—	
§Washer, spring or shakeproof	185188	—	—	—	185188	—	—	—	185081	—	185188	185002	—	
§Screw, terminal	120584	120560	120560	120584	120584	120560	120560	120560	120560	120560	120584	135444	120560	
Lock or key	—	—	—	—	—	—	345070	—	—	345070	—	312305	—	
Part No.	31253	31258	31270	31272	31279	31287	31344	31356	31361	31363	31377	31403	31416	
Model	SS9	SS5	PRS3	SS5	SS9	S45	S50	PS6	SS5	SS5	SS5	S45	PRS3	
Nut or spring, fixing	183891	180670	312068	180670	183891	—	312068	180670	180670	180670	180670	54130041	312068	
Washer, fixing	—	158350	—	158350	—	—	—	158350	158350	158350	158350	164018	—	
§Washer, spring or shakeproof	—	185188	185000	185188	—	—	—	185188	185188	185188	185188	—	185000	
§Screw, terminal	120560	120584	132464	120584	120560	120560	120560	121610	120584	120584	120584	120560	132464	
Part No.	31421	31425	31447	31469	31497	31501	31516	31540	31543	31593	31600	31637	31655	
Model	PRS3	PHS1	SS5	SS10	S55	S60	PRS3	54C	S60	S60	PS6	S60	PRS3	
Nut or spring, fixing	312068	183891	180670	—	—	156570	312068	—	156570	157051	180670	153591	312068	
Washer or rear nut, fixing	—	—	158350	—	—	—	—	—	—	156570	158350	156570	—	
§Washer, spring or shakeproof	185000	188412	185188	—	—	188412	185000	—	188412	188412	185188	188412	185000	
§Screw, terminal	132464	132464	120584	120560	110714	132464	132464	120560	132464	132464	121610	132464	132464	
Part No.	31678	31719	31781	31799	31810	31829	31854	31872	31899	31912	31958	31962	31967	
Model	S60	SS9	S60	47SA	SS8	70SA	70SA	SS5	S45	47SA	PRS3	S45	SS5	
Nut or spring, fixing	157051	183891	153591	153591	—	153591	156570	180670	54130041	153591	312068	54130301	180670	
Washer or rear nut, fixing	156570	—	156570	154606	—	156570	†54330767	158350	164018	—	—	164018	158350	
§Washer, spring or shakeproof	188412	—	185188	—	—	185188	188330	185188	—	—	—	—	185188	
§Screw or nut, terminal	132464	120560	—	—	120560	—	166043	—	—	—	—	—	120584	
Part No.	31971	31973	34005	34019	34038	34043	34054	34055	34056	34063	34090	34258	34264	34299
Model	47SA	47SA	PLC6	PLC2	PLC6	PLC6	PLC6	PLC6	PLC6	PLC6	PLC6	47SA	47SA	70SA
Nut, fixing	156570	153591	—	—	—	—	—	—	—	—	—	153591	153591	54130471
Rear nut, fixing	—	156570	—	—	—	—	—	—	—	—	—	—	156570	156570
§Washer, spring or shakeproof	—	154606	—	—	—	—	—	—	—	—	—	—	—	—
§Screw, terminal	—	—	120560	120560	120560	120560	120560	120560	120560	120560	120560	—	—	—
Washer, fixing	—	—	—	—	—	—	—	—	—	—	—	—	154606	185188
Spring, fixing	—	—	—	—	344197	—	344197	344197	344197	—	—	—	—	—
Knob or lever	—	—	—	—	344990	—	345065	—	—	—	—	—	—	—
Lock and driving cup	—	—	345070	345070	345070	345070	—	345070	345070	345070	345070	—	—	—
Part No.	76404	76412	76423	76427	76428	76438	76442	031218	031366	764248/S	076411	076414	076415	076419
Model	ST10	ST18	ST19-2	ST18	ST10	ST18-1	4SA	PS7-1	PLC6	ST18	ST18	ST18	ST18	ST18
Nut or spring, fixing	—	182524	182524	—	—	182524	—	314017	344197	182524	182524	182524	182524	182524
Rear nut, fixing	—	—	—	—	—	—	—	180093	†344931	—	—	—	—	—
§Washer, spring or shakeproof	—	185062	185061	185062	—	185062	185033	—	—	185062	185062	185062	185062	185062
Washer, plain	—	140300	—	140300	—	—	—	—	—	140300	—	—	—	—
§Screw or nut, terminal	—	170574	170574	170574	—	170754	172580	120560	120560	170574	170574	170574	170574	170574
Washer, fixing	—	—	188472	—	—	188472	—	185081	—	188472	188472	188472	188472	188472
Knob or lever	764431	—	—	—	764267	—	—	314026	—	764354	764505	—	—	—
Nut or screw, knob or lever fixing	112594	—	—	—	112594	167544	—	—	—	167544	167544	167544	167544	167544
§Insulator, rubber	764272	—	—	—	764272	—	—	—	—	—	—	—	—	—
§Contact set	255912	—	—	—	255912	—	—	—	—	—	76438	76438	76438	76438
Spring, push rod	—	—	—	—	—	—	—	—	—	764059	—	764059	764059	764059
Lock and driving cup	—	—	—	—	—	—	—	—	345070	—	—	—	—	—

† Key ‡ Adaptor plate § Recommended spares for stock ¶ Switch



IGNITION AND STARTING SWITCHES




SWITCH KNOBS

Part No.	Model	Finish	Marking	Method of Fitting	Part No.	Model	Finish	Marking	Method of Fitting
312950	PS7	Black ..	'C' in white ..	Push on	317373	SS9	Cream;	'S' in red ..	Push on
313610	—	Black ..	'Choke' in white ..	Screw on 2 B.A. thread	317375	SS9	C.P. bezel ..	'S' in black on plastic button ..	Push on
313617	—	Black ..	'C' in white ..	Push on	317376	SS9	Black ..	'S' in white ..	Push on
313629	SS8	Black ..	'STARTER' in white ..	Push on	317378	SS9	Brown ..	'S' in cream ..	Push on
313634	SS9	Black ..	'S' in white ..	Push on	317379	SS9	Black ..	'STARTER-PUSH' in white ..	Push on
313668	SS9	Black ..	'S' in white ..	Push on	317381	SS9	Black ..	'S' in white ..	Push on
315042	CHR1	Black ..	'S' in white ..	Push on	325744	—	Metallic grey	Plain ..	Screw on 2 B.A. thread
315123	PPG1 or PS16	Brown ..	Plain ..	Push on	325882	—	Black ..	'C' in white ..	Screw on 2 B.A. thread
315989	PS7-1	Mottled ivory	'C' in gold ..	Push on	325883	—	Black ..	'S' in white ..	Screw on 2 B.A. thread
316276	PRS2	Golden pearl	'CHOKE' in black ..	Push on	326345	SS9	Black ..	'STARTER' in white ..	Push on
316285	PRS2	Mottled cream	'H-S-OFF' in black ..	Push on	326346	—	Black ..	'CHOKE' in white ..	Push on
316286	PRS2	Black ..	'H-S-OFF' in white ..	Push on	326624	—	Grey ..	Plain ..	Push on
316286	PRS2	Grey ..	'H-S-OFF' in white ..	Push on	326728	—	Black ..	Black 'C' on grey insert ..	Screw on No. 10 U.N.F. thread
316399	SS9	Cream ..	'S' in brown ..	Push on	327616	—	Black ..	Black 'S' on grey insert ..	Screw on No. 10 U.N.F. thread
316420	PRS3	Black ..	'LIGHTS' and 'O-S-H' in white ..	Push on	327737	—	Black ..	'START' in white ..	Combined knob and cable
316434	PRS3	Black ..	'ON' ..	Spring loaded	327737	—	Black ..	'CHOKE' in white ..	Push on
316449	PRS3	Black ..	'H-S-OFF' in white ..	Push on	328655	—	Stone ..	'CHOKE' in black ..	Push on
316478	PS16	Grey ..	Plain ..	Push on	328675	—	Black ..	'CHOKE' in white ..	Push on
316478	PS16	Grey ..	Plain ..	Push on	345096	PLC6	Black ..	'HEAD-SIDE-OFF' in white ..	Secured by switch bezel
316511	PRS2	Golden pearl	'H-S-OFF' in black ..	Push on	764354	ST18	Brown ..	'S' and 'PUSH' in white ..	Screw on 1 B.A. thread
316512	PS16	Golden pearl	Plain ..	Push on	764467	ST19-2	Black ..	Plain ..	Grub screw
316520	Various	Black ..	Plain ..	Push on	764469	ST19-2	Cream ..	'S' in black ..	Grub screw
317136	SS8	Mottled ivory	'S' in gold ..	Push on	764505	ST18	Cadmium plated ..	Plain ..	Screw on 1 B.A. thread
317324	SS8	C.P. ..	Plain ..	Push on	54330528	PHS1	Black ..	'HEATER' in white ..	Push on
317337	SS8	Black ..	'S' in white ..	Push on	54330747	SS8	Black ..	'C' in white ..	Push on
317338	SS9	Cream ..	'S' in black ..	Push on					
317348	SS8	Black ..	'S' in ultra violet paint ..	Push on					
317362	SS9	Cream ..	'S' in black ..	Push on					
317365	SS9	Black ..	Plain ..	Push on					
317371	SS9	Black ..	'S' in white ..	Push on					
317372	SS9	Black ..	'S' in white ..	Push on; octagonal head					

C.P. .. Chromium plated

GENERAL PURPOSE SWITCHES



For detailed spare parts, see pages Q34-Q35



GENERAL PURPOSE SWITCHES

Descriptive Reference

Part No.	Model	Usage	Action	Fixing	Special Features
31113	PS16	Heater and wiper ..	Pull on-push off	Single hole	Less knob; as 31154, but terminals reversed; moulded body.
31114	PPG2	Fan	Two stage pull on-push off	Two hole	Less knob; moulded body.
31115	SS8	Screenjet	Push	Single hole	Moulded body.
31126	PPG1	Heater or fan (blower)	Two stage pull on-push off	Single hole	Less knob; moulded body.
31154	PS16	Heater, fan and wiper	Pull on-push off	Single hole	Less knob; as 31113, but terminals reversed; moulded body.
31187	S55	Master	Rotary on-off	Two hole	Moulded body; lock and keys.
31192	PS15	Windshield wiper ..	Pull on-push off	Single hole	—
31201	PS7-1	Heater, fan and wiper	Pull on-push off	Single hole	Short thread for metal panel; as 31228 except for length of thread.
31228	PS7-1	Windshield wiper ..	Pull on-push off	Single hole	Long thread for wooden panel; as 31201 except for length of thread.
31243	PS6	Windshield wiper ..	Rotary on-off	Single hole	Black knob, marked 'WIPER' in white.
31248	PS19	Heater, fan and wiper	Pull on-push off	Single hole	Less knob; moulded body.
31256	PS6	Windshield wiper ..	Rotary on-off	Single hole	Black knob.
31272	SS5	Earthing	Push	Single hole	Ivory knob.
31302	PRS5	Windshield wiper ..	Rotary three way	Single hole	Less knob; similar to 31448.
31304	PRS5	Windshield wiper ..	Rotary two way	Single hole	Less knob; for single speed operation; as 31369, but longer spindle.
31334	PS19	Windshield wiper ..	Pull on-push off	Single hole	Less knob; as 31248 except for spindle.
31339	PS6	Panel and heater ..	Rotary on-off	Single hole	Long body, plain black knob.
31363	SS5	Screenjet	Push	Single hole	Plain black knob; long thread.
31369	PRS5	Windshield wiper ..	Rotary two way	Single hole	Less knob; for single speed operation; as 31304, but shorter thread.
31384	22B	Trailer security ..	Pull	Clip	Less clip and screw; black finish.
31403	S45	Isolating	Rotary on-off	Single hole	Less lock and keys.
31419	PS7-2	Heater, fan and wiper	Pull on-push off	Single hole	Less knob; for two-speed operation; special for Rolls-Royce.
31425	PHS1	Heater	Push	Single hole	Less knob.
31430	PRS7	Windshield wiper ..	Rotary three way	Single hole	Less knob.
31434	PS7	Windshield wiper ..	Pull on-push off	Single hole	Less knob.
31448	PRS5	Windshield wiper ..	Rotary three way	Single hole	Less knob; for two-speed operation; special for Rolls-Royce.
31454	PRS5	Windshield wiper ..	Rotary three way	Single hole	Less knob; for two-speed operation.
31455	PRS9	Heater, demister and air valve	Push-pull and rotary three way	Three hole plate	Less knob; tinned fixing plate.
31457	PRS9	Wiper and screenjet	Push-pull and rotary three way	Three hole plate	Less knob; tinned fixing plate.
31474	PS7	Heater	Pull on-push off	Single hole	Less knob; as 31201 except for fixing nut.
31479	PS7	Windshield wiper ..	Pull on-push off	Single hole	Less knob.
31504	12SA	Hand brake	Pull on-push off	Single hole	Insulated return.
31513	15SA	Screenjet	Push	Single hole	Black knob; cream fixing nut.
31518	PS7	Windshield wiper ..	Pull on-push off	Single hole	Less knob.
31526	PS20	Windshield wiper ..	Rotary two way	Single hole	Less knob.
31529	PS9	Fan	Push on-off, tumbler ..	Single hole	Blade knob, marked 'FAN' in white.
31546	PRS7	Windshield wiper ..	Rotary two way	Single hole	Less knob.
31568	PRS7	Windshield wiper ..	Rotary three way	Single hole	Less knob.
31578	30SA	Screenjet	Rotary two way	Single hole	Less knob.
31581	PS7	Heater	Pull on-push off	Single hole	Less knob; similar to 31434 except for fixing nuts.
31650	49SA	Window lift	Push	Two screw	No top plate.
31685	PS9	Heater	Push on-off, tumbler ..	Single hole	Brown knob, marked 'H' in white.
31708	PRS7	Air conditioner ..	Rotary four way	Single hole	Less knob.
31714	50SA	Wiper and screenjet	Rotary three way	Single hole	Incorporates screenjet switch 31513.
31757	45SA	Windshield wiper ..	Toggle	Single hole	Single speed.
31759	PRS7	Trailer change-over ..	Rotary two way	Single hole	Less knob.
31780	57SA	Windshield wiper ..	Toggle two way	Single hole	Lucar connectors; black knob.
31788	57SA	Heater	Toggle three way	Single hole	Lucar connectors; black knob.
31828	65SA	Heater	Lever on-off	Single hole	Lucar connectors; black knob.
31836	57SA	Windshield wiper ..	Toggle two way	Single hole	Lucar connectors; black knob.
31838	65SA	Heater and panel ..	Lever on-off	Single hole	Lucar connectors; black knob.
31839	57SA	Wiper and panel ..	Toggle two way	Single hole	Lucar connectors; black knob.
31847	PRS9	Windshield wiper ..	Rotary three way and push	Three hole plate	Less knob.
31862	PRS7	Heater	Rotary three way	Single hole	Less knob.
31869	PS7	Windshield wiper ..	Pull on-push off	Single hole	Less knob.
31870	PRS7	Windshield wiper ..	Rotary three way	Single hole	Lucar connectors.
31892	PRS7	Windshield wiper ..	Rotary three way	Single hole	For two-speed motor.

For illustrations, see pages Q29 and Q32

continued


GENERAL PURPOSE SWITCHES



Descriptive Reference—*continued*

Part No.	Model	Usage	Action	Fixing	Special Features
31909	65SA	Heater	Lever on-off	Single hole	Lucar connectors; grey knob.
31918	79SA	Windshield wiper ..	Toggle three way	Single hole	Lucar connectors; black knob.
31921	60SA	Brake booster warning light	Hydraulic	Two hole flange	Lucar connectors.
31928	PRS7	Windshield wiper ..	Rotary three way	Single hole	Lucar connectors.
31940	PRS9	Wiper and screenjet	Rotary three way	Three hole plate	Incorporates screenjet switch 31513.
31947	57SA	Wiper and panel ..	Toggle	Single hole	Lucar connectors.
31954	PRS7	Windshield wiper ..	Rotary three way	Single hole	Less knob; similar to 31568 except for fixing nut.
31957	PRS7	Windshield wiper ..	Rotary three way	Single hole	For two-speed motor.
31960	57SA	Fan	Toggle three way	Single hole	Three positions: OFF, SLOW, FAST.
31975	PRS7	Windshield wiper ..	Rotary three way	Single hole	For two-speed motor; similar to 31928 except for fixing nuts.
31984	65SA	Screenjet	Lever on-off	Single hole	Lucar connectors.
31988	65SA	Windshield wiper ..	Lever on-off	Single hole	Lucar connectors; cream knob.
31997	PRS7	Windshield wiper ..	Rotary three way	Single hole	For two-speed motor; Lucar connectors.
34266	PS19	Windshield wiper ..	Pull on-push off	Single hole	Less knob; Lucar connectors; otherwise as 31248.
34307	65SA	Horn	Lever on-off	Single hole	Spring return; Lucar connectors.
76503	2S	Solenoid for hydraulic suspension dampers	—	Two hole flange	For Rolls-Royce and Bentley.
76600	ST350	Battery master ..	Rotary	Strap and lug	Switch only; black knob marked 'OFF'.
76602	ST350	Battery master ..	Rotary	Strap and lug	Switch 76600 with connector and lug 768045, for positive earth.
76605	ST350	Battery master ..	Rotary	Two hole plate	Black knob marked 'OFF'.
78203	CHR1	Heater or fan ..	Rotary	Single hole	Less knob; $\frac{3}{4}$ " bush; 2.35–2.65 ohms resistance; grub screw knob fitting.
78205	CHR1	Heater or fan ..	Rotary	Single hole	Less knob; 2" bush; 3 ohms resistance; grub screw knob fitting.
78206	CHR1	Heater or fan ..	Rotary	Single hole	Less knob; $\frac{3}{4}$ " bush; 11.6–13.4 ohms resistance; grub screw knob fitting.
78210	CHR1	Heater or fan ..	Rotary	Single hole	Less knob; $1\frac{1}{2}$ " bush; 14–16 ohms resistance; grub screw knob fitting; special for Rolls-Royce.
78216	CHR1	Heater or fan ..	Rotary	Single hole	Less knob; $\frac{3}{8}$ " bush; 1.1 ohms resistance; grub screw knob fitting.
78241	CHR1	Heater or fan ..	Rotary	Single hole	Less knob; $\frac{3}{8}$ " bush; 2.35–2.65 ohms resistance; push-on knob fitting.
78250	CHR1	Heater or fan ..	Rotary	Single hole	Less knob; $1\frac{1}{2}$ " bush; 2.35–2.65 ohms resistance; grub screw knob fitting.
78260	CHR1	Heater or fan ..	Rotary	Single hole	Less knob; $\frac{3}{8}$ " bush; 5–6 ohms resistance; grub screw knob fitting.
78286	CHR3	Demister, heater or fan	Rotary three way	Single hole	Less knob; $\frac{11}{16}$ " bush; 4.5–5 ohms resistance; push-on knob fitting.
78305	2R	Heater and water control	Pull and rotary	Single hole	4.25 ohms resistance; with wire and cable.
78311	CHR1	Dimmer and demister	Rotary	Single hole	Less knob; $\frac{1}{2}$ " bush; 11.6–13.6 ohms resistance; push-on knob fitting.
78328	2R	Heater and water control	Pull and rotary	Single hole	As 78305, but with longer wire and cable.
78339	3R	Heater	Rotary	Single hole	Less knob; 2.55 ohms resistance.
78346	3R	Dimmer and demister	Rotary	Single hole	Less knob; $\frac{7}{16}$ " bush; 12.5 ohms resistance.
78356	3R	Heater	Rotary	Single hole	Less knob; $\frac{3}{8}$ " bush; 5–6 ohms resistance.
78357	3R	Heater	Rotary	Single hole	Less knob; $\frac{3}{8}$ " bush; 1.1 ohms resistance.
78361	3R	Heater or fan ..	Rotary	Single hole	Less knob; $\frac{3}{8}$ " bush; 3 ohms resistance.
78362	3R	Heater	Rotary	Single hole	Less knob; $\frac{3}{8}$ " bush; 2.55 ohms resistance.
78370	3R	Heater	Rotary	Single hole	Less knob; 2.55 ohms resistance.
78384	3R	Heater	Rotary	Single hole	Less knob; 5 ohms resistance.
768380	CHR1	Heater or fan ..	Rotary	Single hole	With knob; $\frac{1}{2}$ " bush; 7–8 ohms resistance.

For illustrations, see pages Q29 and Q32



GENERAL PURPOSE SWITCHES



For detailed spare parts, see pages Q34-Q35

GENERAL PURPOSE SWITCHES



SWITCH KNOBS

Part No.	Model	Finish	Marking	Method of Fitting	Part No.	Model	Finish	Marking	Method of Fitting
305493	—	Black	Decorative insert ..	Push on	317456	PS15	Stone grey ..	Plain	Screw on 6 B.A. thread
312613	PRS7	Black	'H-N-O-WIPER' in white	Push on	317507	PS7	Ivory	'W' in black	Screw on 8 A.N.C. thread
312626	PRS7	Brown	'H-N-P-WIPER' in cream	Push on	317526	PS16	Mottled cream	'W' in red; C.P. bezel ..	Push on
312644	PRS7	Black	'H-N-P-WIPER' in white	Push on	317529	—	Black	Plain	Screw on 10 A.N.F. thread
312865	PS7	Black	'W' in white	Push on	317530	PS7	Black	'WIPER' in white ..	Push on
312872	PS7	Black	'W' in white	Push on	317531	PS7	Black	'HEATER' in white ..	Push on
312873	PS7	Brown	'W' in cream	Push on	317602	PRS5	Black	'WIPER' in white ..	Push on
312891	PS7	Brown	'H' in cream	Push on	318167	PRS5	Black	'W' in white	Push on
312892	PS7	Black	'H' in white	Push on	318169	PRS5	Ivory	'WIPER-H-N-P' in black	Push on
312897	PS7	Black	'BLOWER' in white ..	Push on	318171	PRS7	Black	'W' and an arrow in white	Push on
312951	PS7	Black	'W' in white	Push on	318172	PRS7	Black	'H' and an arrow in white	Push on
312954	PS19	Black	'W' in white	Push on	318178	PRS7	Pipe grey	'WIPER' and an arrow in black	Push on
313062	50SA	Black	'H-N-P-WIPER' in white	Grub screw	318180	—	Black	'PUSH FOR AIR' in white	Push on
313337	30SA	Black	'WIPER' and an arrow in white	Grub screw	318350	PS7	C.P.	Plain	Push on
313605	PS7	Black	'W' in ivory	Screw on	318350	PS7	C.P.	Plain	Screw on 8 A.N.C. thread
313619	PS7	Cream	'F' in black	Push on	318369	PS7	Black	Plastic insert with 'W' in black; aluminium background	Push on
313622	PS7	Black	'HEATER' in white ..	Push on	318370	PS7	Black	'H' in clear diakon ..	Push on
313624	SS8	Black	'SCREEN WASHER' in white	Push on	318378	PS7	Brown	Plain	Screw on 8 A.N.C. thread
313625	CHR1	Black	'DEMIST-R-WINDOW' and an arrow in white ..	Push on	318385	PS7	Brown	'W' in cream	Screw on 8 A.N.C. thread
313633	PS7	Black; bright bezel	'W' in white	Push on	318476	PRS7 and PS20	Black	'WIPER' and an arrow in white	Push on
313662	PS15	Pebble grey ..	'W' in black	Screw on	318492	PRS5	Black	'W' in white	Push on
313682	50SA	Black	'H-N-P-WIPER-PRESS FOR WASHER' in white ..	Push on	325347	—	Ivory	'ON', 'OFF', double-headed arrow and 'WATER VALVE' in black	Grub screw
313683	PS7	Black	'H' in white	Push on	325348	—	Ivory	'ON', 'OFF', double-headed arrow and 'DEMISTER' in black ..	Grub screw
313690	PS7	Black	'W' in white	Push on	325349	—	Ivory	Line 1/8" wide in black ..	Grub screw
314026	PS7	Black	Plain	Screw on 8 A.N.C. thread	325721	—	Ivory	'VENTILATOR-PULL TO OPEN' in black ..	Grub screw
314437	PS7	C.P.	Plain	Screw on 8 A.N.C. thread	326724	—	Golden pearl	'AIR' in black	Screw on 2 B.A. thread
315042	PG1	Brown	Plain	Push on	327617	—	Black	'AIR' in white	Screw on 2 B.A. thread
315061	PS15	Ivory	Plain	Screw on 6 B.A. thread	768378	CHR1	Brown	An arrow in white ..	Grub screw
315062	PS15	Ivory	Plain	Screw on 6 B.A. thread	768424	CHR1	C.P.	Plain	Grub screw
315069	PS15	Black	Plain	Screw on 6 B.A. thread	768442	CHR1	Walnut	'FAN' 'OFF-ON-DECREASE' and an arrow in green ..	Grub screw
315075	PS15	Brown	Plain	Screw on 6 B.A. thread	768443	CHR1	Walnut	'HEAT' 'ON-OFF' in green	Grub screw
315104	PS16	Golden pearl	Plain	Push on	768473	CHR1	Black	'FAST-SLOW-HEATER' in white ..	Grub screw
315121	PS16	Cream	Plain	Push on	768522	CHR1	Ivory	'FAST-SLOW-HEATER' in black ..	Grub screw
315140	PS16	C.P.	Plain	Push on	768650	CHR1	Brown	'H' and an arrow in white	Grub screw
316133	PRS7	Black	'L' in white	Push on	768973	3R	Cream	'D' in black	Push on
316162	PG1	Cream	'B' in black	Push on	769016	2R	C.P.	Plain	Fixing peg
316221	PS7	Mottled green	'H' in black	Screw on 8 A.N.C. thread	54330528	PHS1	Black	'HEATER' in white ..	Push on
316352	PS19	Black	'FAN' in white	Push on	54330741	PRS7 and PS15	Black	'W' in white	Screw on
316371	PS19	Black	'WIPER' in white ..	Push on	54330754	PS15	Stone grey ..	Plain	Screw on
316381	PS19	Cream	'H' in brown	Push on	54330757	PRS7	Pipe grey	'WIPER' and an arrow in black	Push on
316386	PS19	Cream	'C' in black	Push on	54330878	PS7	Grey	'WIPER' in white ..	Push on
316388	PS7	Brown	'W' in cream	Push on	54330882	—	Grey	'SCREEN, CAR' in white ..	Push on
316390	—	Black	'A' in white	Push on	54330883	PS7	Grey	'HEAT' in white	Push on
316391	PS19	Black	'W' in white	Push on	54330885	PG1	Black	'HEATER' in white ..	Push on
316393	PS7	Cream	'W' in black	Push on	54330899	PS7	Pebble grey ..	'W' in black	Push on
316478	PS16	Grey	Plain	Push on	54331189	PS7	Coffee	'WIPER' in white ..	Push on
316485	PS16	Black	'FAN' in white	Push on	54331265	PPG2	Black	'FAN' in white	Push on
316486	—	Black	'HEAT' and an arrow in white	Push on	54331278	3R	Black	'H' in white	Push on
316510	PRS5	Golden pearl	'H-N-P' in black ..	Push on	54331339	PS7	Black	'H' in white	Push on
316512	PS16	Golden pearl	Plain	Push on	54332086	3R	Black	'FAST-SLOW-HEATER' in white ..	Push on
316519	PRS5	Black	'H-N-P' in white ..	Push on	54332711	PS7	Cream	Plain	Push on
316520	PS16	Black	Plain	Push on	54333487	3R	Brown	'FAST-SLOW-HEATER' in white ..	Push on
316521	PS15	Ivory	'W' in black	Screw on					
316623	PRS5	Black	'WIPER' in white ..	Push on					
316632	PRS5	Black	'WIPER' and an arrow in white	Push on					
316633	PRS5	Black	Plastic insert with 'W' in black; ivory background	Push on					
316646	PRS5	Black	'WIPER-H-N-P' in white	Push on					
316695	PS20	Stone	'WIPER' and an arrow in black	Push on					
317453	PS15	Black	'W' in white	Screw on 6 B.A. thread					

DETAILED SPARE PARTS

Q34

31113 — 31828

GENERAL PURPOSE SWITCHES

Part No.	31113	31114	31115	31126	31154	31187	31192	31201	31228	31243	31248	
Model	PS16	PPG2	SS8	PPG1	PS16	S55	PS15	PS7	PS7	PS6	PS19	
§Screw or sleeve, terminal	120560	120560	120560	120560	120560	120560	188818	120560	120560	121610	120560	
§Washer, spring	—	—	—	—	—	—	—	—	—	185188	—	
Washer, fixing nut	—	—	—	—	—	—	—	185081	185081	158350	—	
Nut, fixing	—	—	—	316101	—	—	315081	314017	316207	180670	315081	
Nut, locking	—	—	—	—	—	—	—	180093	180093	—	—	
Lock and keys	—	—	—	—	—	345070	—	—	—	—	—	
Part No.	31256	31272	31302	31304	31334	31339	31363	31369	31403	31419	31425	
Model	PS6	SS5	PRS5	PRS5	PS19	PS6	SS5	PRS5	S45	PS7	PHS1	
§Screw, terminal	121610	120584	132504	132504	120560	121610	120584	132504	120560	120560	132464	
§Washer, spring or shakeproof	185188	185188	185000	185000	—	185188	185188	185000	—	—	188412	
Washer, fixing nut	158350	158350	—	—	—	158350	158350	—	164018	185081	—	
Nut, fixing	180670	180670	182660	182660	315081	180670	180670	182660	54130041	314017	183891	
Nut, locking	—	—	—	—	—	—	—	—	—	180093	—	
Part No.	31430	31434	31448	31454	31455	31457	31474	31479	31518	31526	31529	
Model	PRS7	PS7	PRS5	PRS5	PRS9	PRS9	PS7	PS7	PS7	PS20	PS9	
§Screw, terminal	132464	120560	132504	132504	132464	132464	120560	120560	120560	132464	120560	
§Washer, spring	185000	—	185000	185000	185000	185000	—	—	—	185000	—	
Washer, fixing nut	—	185081	—	—	—	—	185081	185081	185081	—	—	
Nut, fixing	182660	317543	182660	318166	—	—	315072	314017	312858	182660	314540	
Nut, locking	—	180093	—	—	—	—	180093	180093	180093	—	—	
Valve	—	—	—	—	—	318423	—	—	—	—	—	
Part No.	31546	31568	31578	31581	31650	31685	31708	31757	31759	31780	31788	31828
Model	PRS7	PRS7	30SA	PS7	49SA	PS9	PRS7	45SA	PRS7	57SA	57SA	65SA
§Screw, terminal	132464	132464	132464	120560	135444	120560	132464	—	132464	—	—	—
§Washer, spring	185000	185000	185000	185081	185012	—	185000	—	185000	—	—	—
Washer, fixing nut	185106	185106	—	—	—	—	185106	—	185106	54148517	54148517	54148517
Nut, fixing	183891	183891	182660	180093	—	314540	182660	153601	183891	153631	153631	153601
Nut, locking	182660	182660	—	—	—	—	182660	—	182660	—	—	—
§ Recommended spares for stock												

For illustrations, see pages Q29 and Q32

continued

DETAILED SPARE PARTS

Part No.	31836	31838	31839	31847	31862	31869	31870	31892	31909	31918	31921	31928
Model	57SA	65SA	57SA	PRS9	PRS7	PS7	PRS7	PRS7	65SA	79SA	60SA	PRS7
§Screw, terminal	—	—	—	132464	132464	—	—	132464	—	—	—	—
§Washer, spring	—	—	—	185000	185000	—	—	185000	—	—	—	—
Washer, fixing nut	54148517	—	—	—	—	185081	185106	185106	54148517	—	—	54148517
Nut, fixing	153601	54130081	54130081	—	182660	314017	183891	183897	153601	54130081	—	182661
Nut, locking	—	—	—	—	—	180670	182660	182660	—	—	—	182660

Part No.	31940	31947	31954	31957	31960	31975	31984	31988	31997	34266	34307	76503
Model	PRS9	57SA	PRS7	PRS7	57SA	PRS7	65SA	65SA	PRS7	PS19	65SA	2S
§Screw, terminal	132464	—	132464	132464	—	—	—	—	—	—	—	—
§Washer, spring	185000	—	185000	185000	—	—	—	—	—	—	—	—
Washer, fixing nut	—	54148517	185106	185106	54148517	54148517	54148517	54148517	—	—	54148517	—
Nut, fixing	—	54130281	183891	183891	153601	54130311	153601	153601	182660	316360	153601	—
Nut, locking	—	—	182666	182660	—	182660	—	—	—	—	—	—
End cap, rubber	†31513	—	—	—	—	—	—	—	—	—	—	765373

Part No.	76600	76602	76605	‡78203	‡78205	‡78206	‡78210	‡78216	‡78241	‡78250	78260
Model	ST350	ST350	ST330	CHR1	CHR1	CHR1	CHR1	CHR1	CHR1	CHR1	CHR1
Lug and connector arm, positive	—	768045	—	—	—	—	—	—	—	—	—
§Screw, terminal	120560	120560	125060	135481	135481	135481	135481	135481	135481	135481	135481
§Washer, spring or shakeproof	185062	185062	185062	188412	188412	188412	188412	188412	188412	188412	188412
Washer, fixing nut	140300	140300	140300	185106	185106	185106	185106	185106	185106	185106	185106
Nut, connector or switch fixing	‡170574	‡170574	‡170574	175328	175328	183976	175328	183897	183976	183976	183897
Nut, locking	‡170650	‡170650	‡170650	175328	175328	175328	175328	182660	182660	175328	182660
Screw, knob fixing	—	—	—	119347	119347	119347	119347	119347	119347	119347	—
Knob	—	—	—	¶768442	¶768424	¶768378	¶768473	¶768522	¶315042	¶768378	—

Part No.	78286	78305	78311	78328	78339	78346	78356	78357	78361	78362	78370	78384	768380
Model	CHR3	2R	CHR1	2R	3R	3R	3R	3R	3R	3R	3R	3R	CHR1
§Screw, terminal	135444	—	135481	—	132464	132464	132464	132464	132464	132464	132464	124069	135481
§Nut, terminal screw	166160	—	—	—	—	—	—	—	—	—	—	—	—
§Washer, spring or shakeproof	185007	—	188412	—	185000	185000	185000	185000	185000	185000	185000	—	188412
Washer, fixing nut	185106	—	185106	—	185106	185106	185106	185106	185106	185106	—	185106	185106
Nut, fixing	182660	—	183897	—	153631	153601	153601	153601	153601	153601	175327	153631	183897
Nut, locking	182660	—	182660	—	153636	153636	153636	153636	153636	153636	175327	153636	182660
Body	—	769021	—	769021	—	—	—	—	—	—	—	—	—
Knob	—	769016	—	769016	—	—	—	—	—	—	—	—	768378
Wire and cable, or screw	—	769019	—	769024	—	—	—	—	—	—	—	—	119347
Connector, Lucar	—	—	—	—	199316	—	—	—	—	—	—	199316	—

GENERAL PURPOSE SWITCHES

31836 — 768380


Q35

For illustrations, see pages Q29 and Q32

† Switch, screenspray ‡ Supplied less knob § Recommended spares for stock ¶ Nut, terminal ¶ Order separately



PETROL RESERVE VALVES




Round flange, 4-hole fixing, straight tubes

Diamond shaped flange, 2-hole fixing, cranked tubes

Diamond shaped flange, 2-hole fixing, straight tubes

Part No.	Model	Voltage	Length of Main Tube	Length of Reserve Tube	Special Features
78000	SPV	12	9 $\frac{15}{32}$ "	11 $\frac{7}{32}$ "	Round flange, four hole fixing; straight tubes.
78001	SPV	12	7 $\frac{3}{8}$ "	10 $\frac{1}{4}$ "	Round flange, four hole fixing; straight tubes.
78006	SPV	12	3 $\frac{3}{4}$ "	7 $\frac{1}{2}$ "	Diamond shaped flange, two hole fixing; straight tubes.
78007	SPV	12	9 $\frac{15}{32}$ "	10 $\frac{11}{32}$ "	Diamond shaped flange, two hole fixing; straight tubes.
78014	SPV	12	8 $\frac{11}{16}$ "	10 $\frac{3}{8}$ "	Diamond shaped flange, two hole fixing; straight tubes.
78016	SPV	12	6 $\frac{9}{16}$ "	8 $\frac{3}{16}$ "	Diamond shaped flange, two hole fixing; straight tubes.
78017	SPV	12	5"	6 $\frac{31}{32}$ "	Diamond shaped flange, two hole fixing; straight tubes.
78020	SPV	12	6 $\frac{3}{4}$ "	7 $\frac{11}{16}$ "	Diamond shaped flange, two hole fixing; cranked tubes.
78021	SPV	12	10 $\frac{3}{8}$ "	13"	Diamond shaped flange, two hole fixing; cranked tubes.
78023	SPV	12	7 $\frac{7}{8}$ "	10 $\frac{3}{8}$ "	Diamond shaped flange, two hole fixing; cranked tubes.
78024	SPV	12	9 $\frac{1}{2}$ "	11"	Diamond shaped flange, two hole fixing; straight tubes.
78025	SPV	12	16 $\frac{1}{2}$ "	19 $\frac{1}{2}$ "	Diamond shaped flange, two hole fixing; straight tubes.
78026	SPV	12	2 $\frac{13}{16}$ "	4 $\frac{13}{16}$ "	Diamond shaped flange, two hole fixing; straight tubes.
78028	SPV	12	5 $\frac{13}{32}$ "	7 $\frac{1}{2}$ "	Diamond shaped flange, two hole fixing; straight tubes.
78029	SPV	12	8 $\frac{1}{2}$ "	10 $\frac{23}{34}$ "	Diamond shaped flange, two hole fixing; straight tubes.
78030	SPV	12	6 $\frac{3}{8}$ "	9 $\frac{3}{32}$ "	Diamond shaped flange, two hole fixing; straight tubes.
78034	SPV	12	4 $\frac{3}{8}$ "	8 $\frac{3}{8}$ "	Diamond shaped flange, two hole fixing; straight tubes.
78035	SPV	12	3 $\frac{3}{8}$ "	—	Diamond shaped flange, two hole fixing; straight tubes.
78037	SPV	12	9 $\frac{35}{64}$ "	11 $\frac{51}{64}$ "	Diamond shaped flange, two hole fixing; straight tubes.
†78039	SPV	12	9 $\frac{11}{16}$ "	10 $\frac{33}{32}$ "	Diamond shaped flange, two hole fixing; straight tubes.
78040	SPV	12	7 $\frac{17}{32}$ "	7 $\frac{25}{32}$ "	Diamond shaped flange, two hole fixing; straight tubes.
780025	SPV	12	10 $\frac{3}{16}$ "	11 $\frac{7}{16}$ "	Round flange, four hole fixing; straight tubes.
780060	SPV	12	9 $\frac{3}{32}$ "	10 $\frac{31}{32}$ "	Round flange, four hole fixing; straight tubes.

† Superseded by 78024



SWITCHES

Model Interpretation

- 108 Push-button starter switch.
- 1 Symbol number covering special features.
- 134 Battery cut-off switch.
- 19 Symbol covering special features.
- BBNF Solenoid switch.
- A Design change.
- 41 For series-parallel circuits.

Descriptive Reference

Part No.	Description	Application
108-1 ..	Push operation; panel fitting; knob marked 'starter'	Solenoid operating
108-2 ..	As 108-1, but knob marked 'Heater'	Heater
134-19 ..	Manually operated cut-off switch, having a positive locking, turn only action	Master battery
285-2A ..	Thermo-heater switch used for pre-heating of combustion chamber	Thermostart
BBNFA41	Arranged for series-parallel operation, 12 volt running and 24 volt starting; has auxiliary contacts and is mounted on cast base plate with moulded, clip-on covers	Series-parallel



C.A.V. SWITCHES

SERIES-PARALLEL SWITCH

Model	BBNFA41
Part No.	1820410
Switch unit, complete	5555-276
Screw, small terminal	5548-43
Nut, large terminal	5330-13A
Washer, lock, large terminal	NP1-11
Cover, main	5555-256
Clip, main cover	5518-5
Cover, terminal	5555-254
Clip, terminal cover	5518-6

BATTERY CUT-OFF SWITCH

Model	134-19
Part No.	1824890
Knob	5555-196
Nut, knob fixing	5330-78
Washer, knob nut	5339-371
Spring, knob	5555-110
Block, cover insulator	5555-225
Screw, cover fixing	5335-123
Washer, cover screw	5001-10
Ring, lock, cover screw	5514-38
Contact, connector	5596-47
Stud, contact connector fixing	5335-271A
Contact, round	5596-52A
Terminal, main	5555-72
Nut, main terminal, thin	5330-3A
Nut, main terminal, thick	5330-13A
Washer, plain, main terminal	5246-12A
Washer, spring, main terminal	5001-26
Terminal, small	5549-198A
Screw, grub, small terminal	5549-206
Washer, plain, small terminal	5339-189A
Washer, spring, small terminal	5293-39
Nut, small terminal	5330-80
Moving contact assembly	5555-142
Spring, moving contact	5555-35
Socket, cable	5459-54
Cover, rubber, cable socket	5506-54

THERMOSTART

Model	285-2A
Part No.	1850021
Stud, banjo	5935-26
Joint, banjo	NW5-17
Banjo	5935-34
Nut, terminal	NU2-5T
Washer, terminal	5936-54

STARTER PUSH AND HEATER SWITCHES

Model	108-1	108-2
Part No.	1823410	1823420
Knob, with contact	5597-14	5597-14A
Spring	5597-33	5597-33
Plate, knob	5597-2	5597-2
Base, with contacts	5597-40	5597-40
Screw, base and plate	NS100-4Z1	NS100-4Z1
Washer, plain, terminal	5080-6	5080-6
Washer, spring, terminal	5001-23	5001-23
Nut, terminal, thick	5330-19A	5330-19A
Nut, terminal, thin	5068-9	5068-9

BBNFA41 SERIES-PARALLEL SWITCH

134 BATTERY CUT-OFF SWITCH

285-2A THERMOSTART

108 PUSH SWITCHES

WINDSHIELD WIPERS AND SCREENJETS

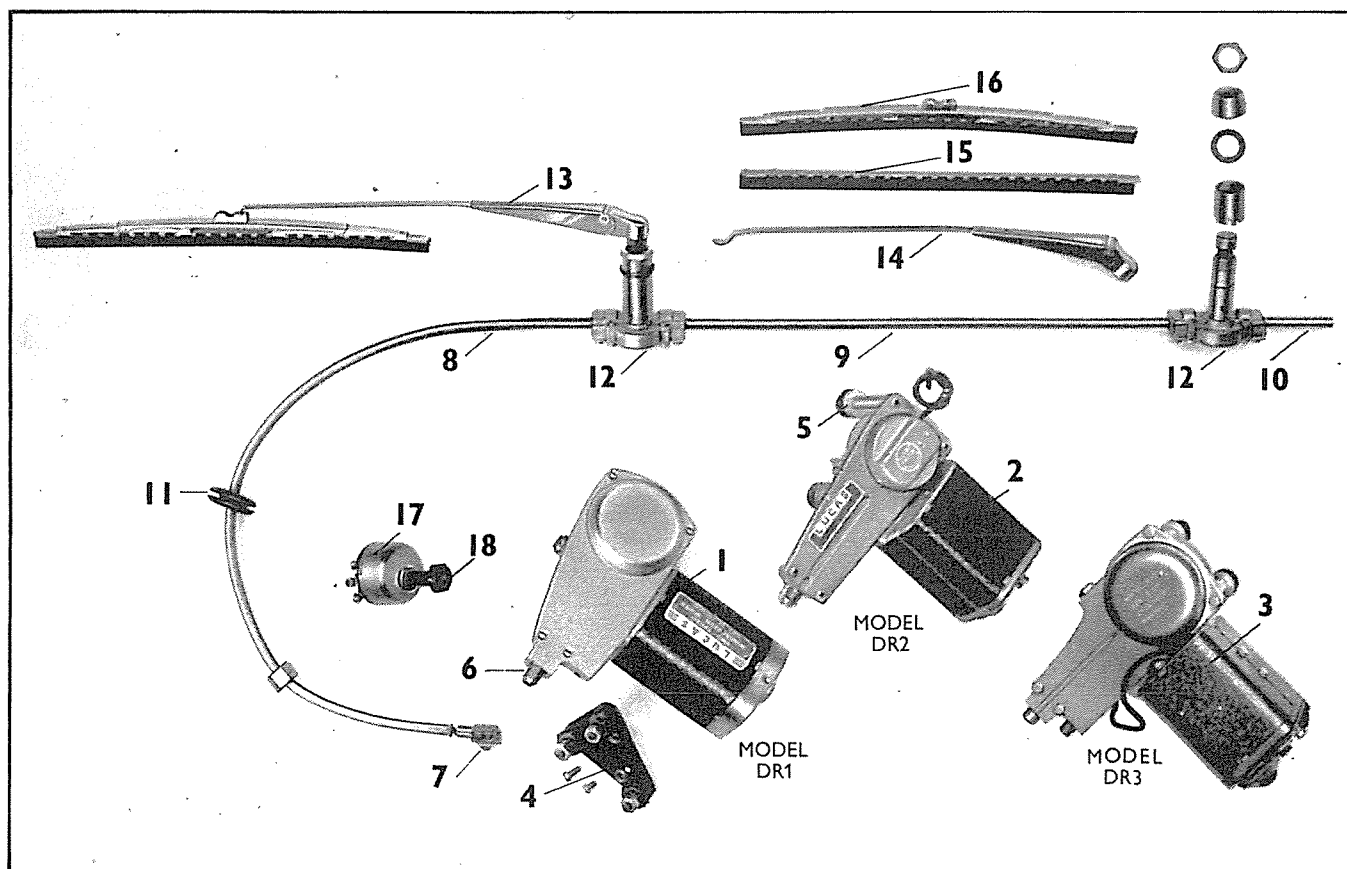
MODELS DR1, DR2 AND DR3

Model Interpretation

- DR1 Rack type; dual arm; self parking; single or two speed; high powered motor incorporating thermostatic control; separate operating switch.
- DR2 Rack type; dual arm; single speed with adjustable switch for self parking. Separate operating switch.
- DR3 As DR2, but single or two speed; high powered motor incorporating thermostatic control.

The expression 'left hand' or 'right hand' is as viewed from driver's seat

DR1, DR2 and DR3. Dual Arm Arrangements



KEY TO ILLUSTRATIONS

- | | | |
|--|---|--|
| <p>1. Motor and gearbox assembly, DR1 Model.</p> <p>2. Motor and gearbox assembly, DR2 Model.</p> <p>3. Motor and gearbox assembly, DR3 Model.</p> <p>4. 3-stud motor fixing plate, DR1 Models only.</p> | <p>5. Fixing studs, set of parts, DR2 and DR3 Models only.</p> <p>6. Ferrule, outer casing retaining.</p> <p>7. Rack assembly, motor to wheelboxes.</p> <p>8. Outer casing, motor to 1st wheelbox.</p> <p>9. Outer casing, wheelbox to wheelbox.</p> <p>10. Outer casing, end tube, length 2½".</p> <p>11. Grommet, rubber, scuttle dash.</p> | <p>12. Wheelbox.</p> <p>13. Arm, left hand.</p> <p>14. Arm, right hand.</p> <p>15. Rubber and backing plate assembly.</p> <p>16. Blade assembly.</p> <p>17. Operating switch.</p> <p>18. Knob, operating switch.</p> |
|--|---|--|



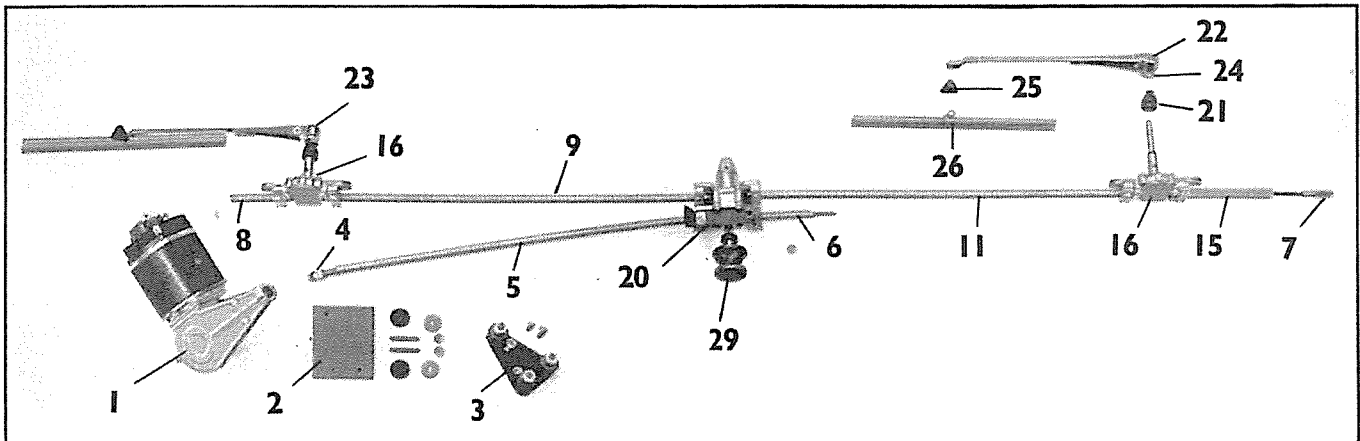
CR AND CRT WINDSHIELD WIPERS

MODELS CR AND CRT

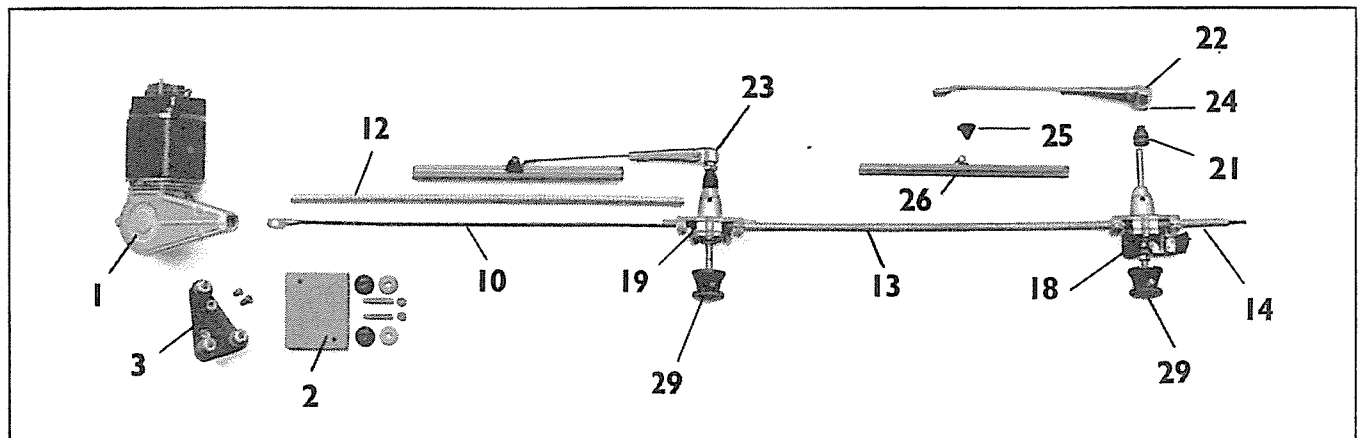
Model Interpretation

- | | | | |
|----------|--|----------|---|
| C | Cable. | 4 and 14 | Dual arm; separate switch. |
| R | Rack. | 5 and 15 | Single or dual arm; separate switch; wheelboxes with front and rear bush fixing. |
| T | Thermostatic control. | 6 and 16 | Single, dual or triple arm, with wheelbox arrangements to coachbuilder's specification. |
| 1 and 11 | Single knob control; dual arm. | | |
| 2 and 12 | Dual or triple arm; two or three knobs; park and switch. | | The expression 'left hand' or 'right hand' is as viewed from driver's seat. |

CR1 and CRT11. Dual Arm Arrangements, with Single Knob Control



CR2 and CRT12. Dual or Triple Arm Arrangements Wheelbox (driver's side) incorporates operating switch



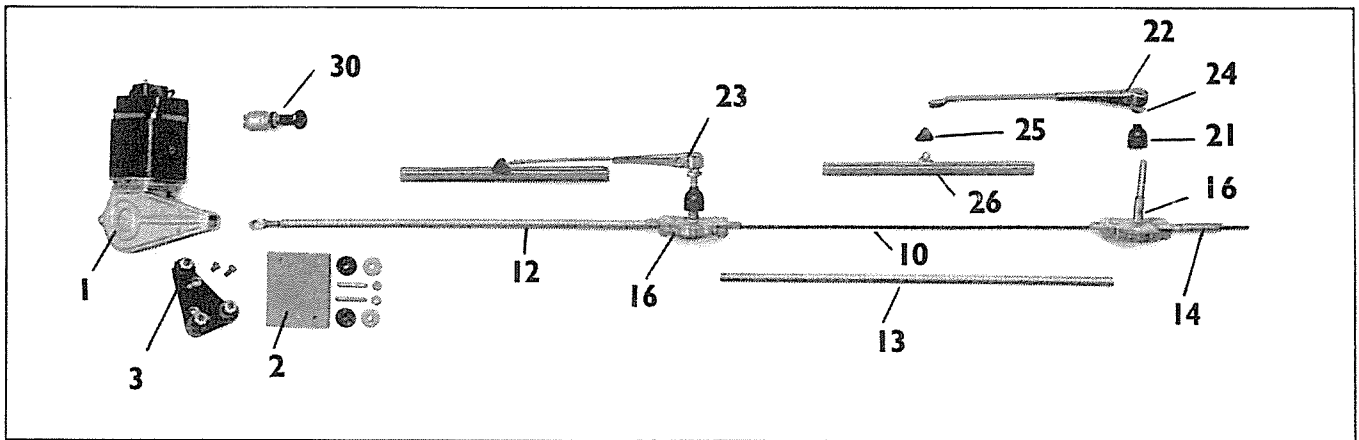
KEY TO ILLUSTRATIONS

- | | | |
|--|---|--|
| 1. Motor and gearbox (for details see pages R5-R7). | 10. Rack assembly, motor to wheelboxes. | 20. Control box, with switch and knob. |
| 2. 2-stud motor fixing, set of parts. | 11. Outer casing, control box to right hand wheelbox. | 21. Grommet, rubber, for wheelbox spindle. |
| 3. 3-stud motor fixing (alternative to No. 2). | 12. Outer casing, motor to 1st wheelbox. | 22. Arm, right hand. |
| 4. Rack assembly, motor to control box (for details see page R25). | 13. Outer casing, wheelbox to wheelbox. | 23. Arm, left hand. |
| 5. Outer casing, motor to control box. | 14. Outer casing, right hand wheelbox, length 3". | 24. Screw and collet assembly. |
| 6. Outer casing, control box, length 3". | 15. Guide tube, right hand wheelbox. | 25. Stop, rubber. |
| 7. Rack assembly, wheelboxes to control box. | 16. Wheelbox, without switch. | 26. Blade or squeegee. |
| 8. Outer casing, left hand wheelbox, length 4". | 17. Wheelbox, without switch, but with front and rear bushes. | 27. Blade, specially designed for curved windscreens. (As illustration 16, page R1). |
| 9. Outer casing, left hand, wheelbox to control box. | 18. Wheelbox, with switch and knob. | 28. Rubber and backing plate assembly. (As illustration 15, page R1). |
| | 19. Wheelbox, without switch, but with parking knob. | 29. Knob, wheelbox or control box. |
| | | 30. Operating switch, for remote control. |

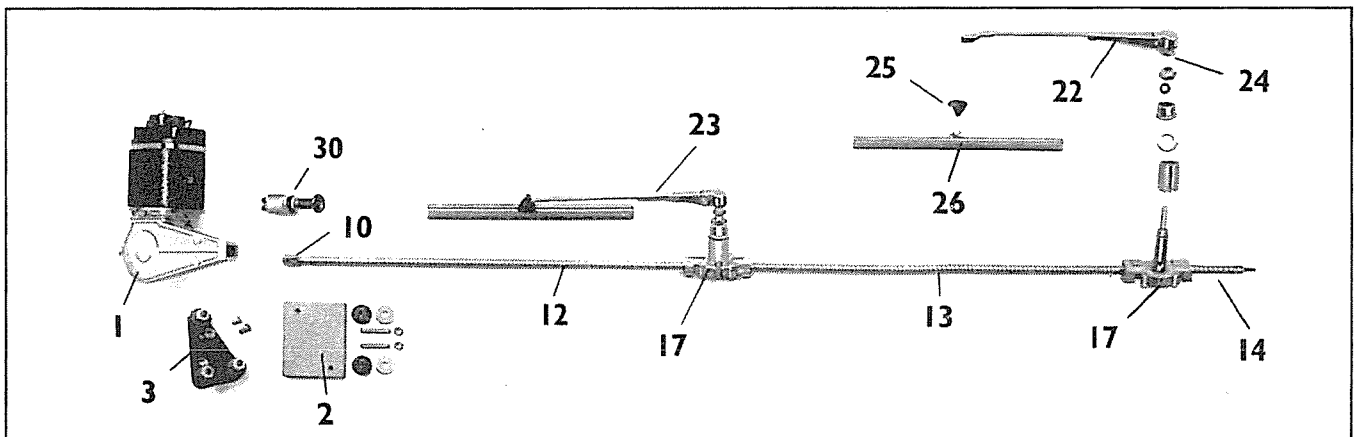
CR AND CRT WINDSHIELD WIPERS



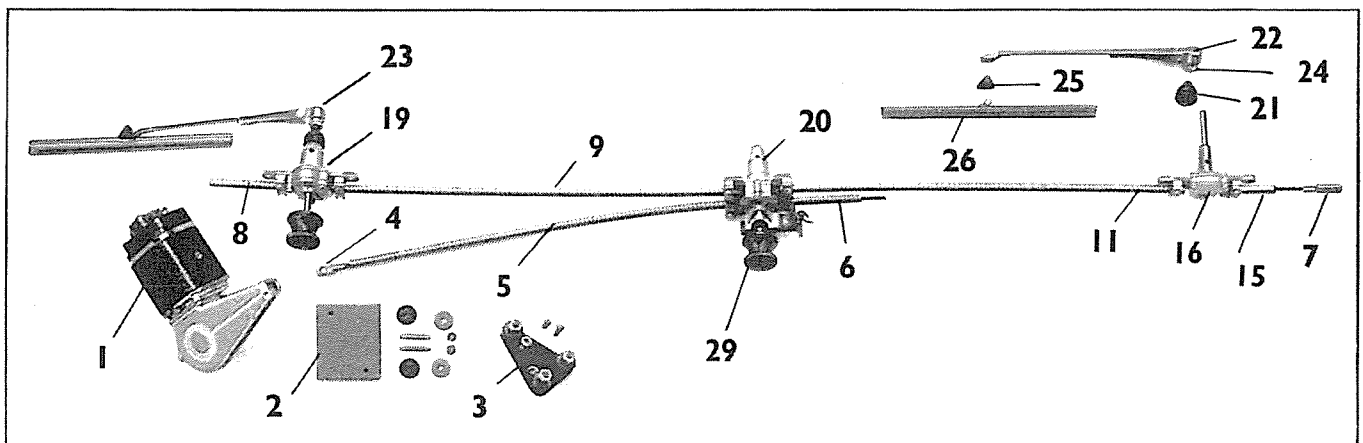
CR4 and CRT14. Dual Arm Arrangements, with separate operating switch




CR5 and CRT15. Single or Dual Arm Arrangements, with special Wheelboxes and separate operating switch



CR6 and CRT16. Single, Dual or Triple Arm Arrangements, with Control Box



For key to illustrations, see bottom of page R2



CW, CWX AND FW2 WINDSHIELD WIPERS

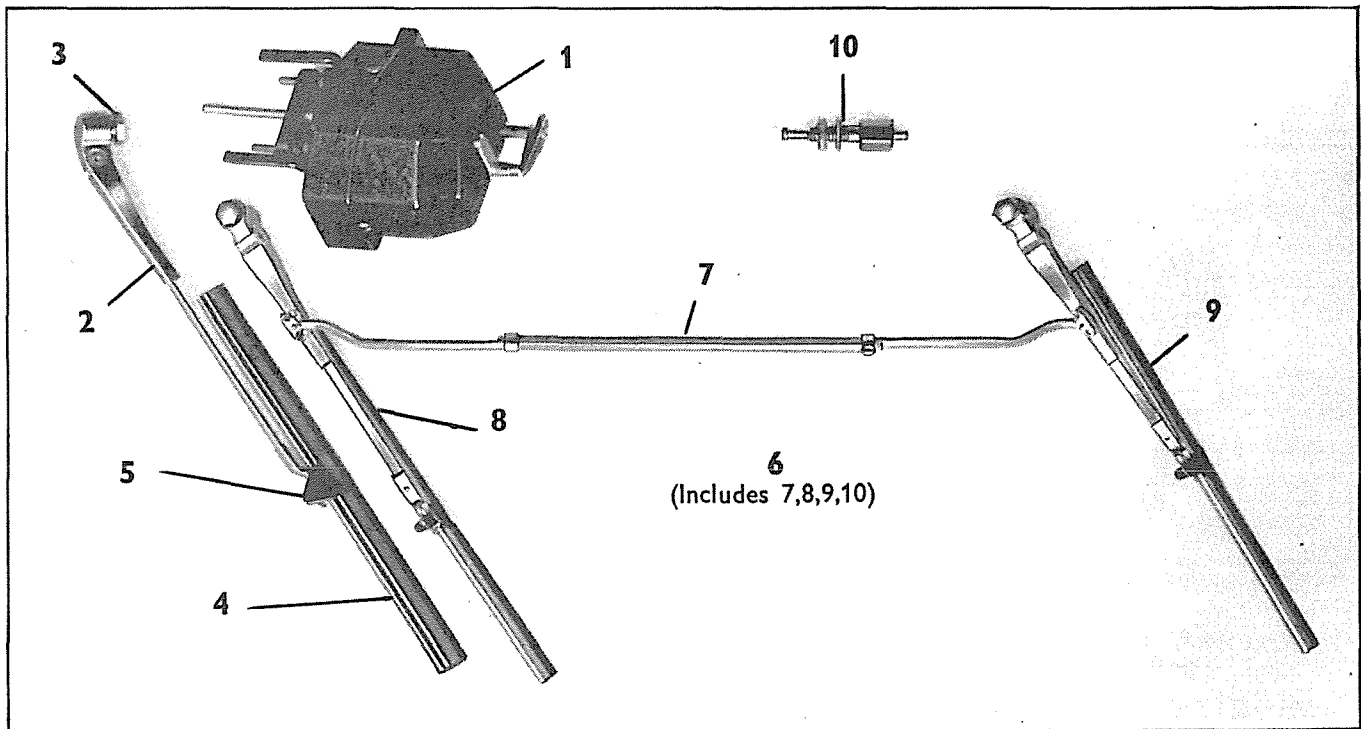
MODELS CW, CWX AND FW2

Model Interpretation

- CW1 Wiper, top of windscreen mounting.
- CW2 Wiper, bottom of windscreen mounting.
- CWX Wiper, universal windscreen mounting.
- FW2 As CW2, but later design.

The expression 'left hand' or 'right hand' is as viewed from driver's seat.

CW, CWX and FW2. Single and Dual Arm Arrangements




KEY TO ILLUSTRATIONS

- | | |
|-------------------------------|---|
| 1. Motor assembly. | 6. Dual arm attachment, complete (CW and CWX only). |
| 2. Arm, single. | 7. Coupling bar assembly. |
| 3. Screw and collet assembly. | 8. Arm, right hand. |
| 4. Blade or squeegee. | 9. Arm, left hand. |
| 5. Stop, rubber. | 10. Bearing assembly, auxiliary arm. |

For details of dual arm attachments available, see pages R40-R42

CR, CRT AND SW4 MOTORS (Windshield Wiper)



DETAILED SPARE PARTS

Part No.	†75053J	†75053K	†75055K	†75055L	†75062J	†75062K	†75063K
Model	CR	CR	CR	CR	CR	CR	CR
Voltage	12	12	12	12	12	12	12
Angle of wipe	130°	130°	130°	130°	160°	160°	160°
Replaced by (see footnote)	(75150)	(75150)	(75152)	(75152)	(75161)	(75161)	(75148)
§Cover	738560	738560	738560	738560	738560	738560	738560
Screw, cover fixing	738535	738535	738535	738535	738535	738535	738535
Screw, thrust	737440	737440	737440	737440	737440	737440	737440
Nut, adjusting	166043	166043	166043	166043	166043	166043	166043
Screw, grub, terminal	120560	120560	120560	120560	120560	120560	120560
§Brushgear	733661	733661	733661	733661	733661	733661	733661
§Brushes, set	729367	729367	729367	729367	729367	729367	729367
Spring, brush	735631	735631	735631	735631	735631	735631	735631
§Armature	738607	738607	738607	738607	738607	738607	738607
§Coil, field	734520	734520	734520	734520	734520	734520	734520
§Fixing studs, set	741628	741628	741583	741583	741628	741628	741583
Cover, gearbox	738035	741582	738035	741582	738035	741582	738035
Worm wheel, pinion and bearing	738988	738988	738988	738988	738988	738988	738988
Bush, body	729092	729092	729092	729092	729092	729092	729092
Connecting rod	735851	738923	735851	738923	735851	738923	735851
Cap, end, gear spindle	738440	738440	738440	738440	738440	738440	738440
§Guide wheel and plate	738893	738908	738893	738908	738896	738910	738896
Gear and spindle	—	—	—	—	—	—	—
Gear and pinion	—	—	—	—	—	—	—
§Sundry parts, set	741596	741596	741596	741596	741596	741596	741596

For detailed spare parts, see also pages R6-R7

Note. For replacement motor spare parts, see appropriate column under part number
 § Recommended spares for stock

† When ordering, quote part number shown in brackets

continued



CR, CRT AND SW4 MOTORS (Windshield Wiper)

DETAILED SPARE PARTS

Part No.	†75063L	†75064J	†75064K	‡75065A	‡75066A	†75067K	†75067L
Model	CR	CR	CR	SW4	SW4	CR	CR
Voltage	12	12	12	6	12	12	12
Angle of wipe	160°	140°	140°	120°	120°	140°	140°
Replaced by (see footnote)	(75148)	(75145)	(75145)	—	—	(75158)	(75158)
(1) §Cover	738560	738560	738560	738560	738560	738560	738560
(2) Screw, cover fixing	738535	738535	738535	738535	738535	738535	738535
(3) Screw, thrust	737440	737440	737440	737440	737440	737440	737440
(4) Nut, adjusting	166043	166043	166043	166043	166043	166043	166043
(5) Screw, grub, terminal	120560	120560	120560	120560	120560	120560	120560
(6) §Brushgear	733661	733661	733661	733661	733661	733661	733661
(7) §Brushes, set	729367	729367	729367	729367	729367	729367	729367
(8) Spring, brush	735631	735631	735631	735631	735631	735631	735631
(9) §Armature	738607	738607	738607	738608	738607	738607	738607
(10) §Coil, field	734520	734520	734520	739806	734520	734520	734520
(11) §Fixing studs, set	741583	741628	741628	741628	741628	741583	741583
(12) Cover, gearbox	741582	738035	741582	729073	729073	738035	741582
(13) Worm wheel, pinion and bearing	738988	738988	738988	—	—	738988	738988
(14) Bush, body	729092	729092	729092	729092	729092	729092	729092
(15) Connecting rod	738923	735851	738923	—	—	735851	738923
(16) Cap, end, gear spindle	738440	738440	738440	—	—	738440	738440
(17) §Guide wheel and plate	738910	738894	738909	—	—	738894	738909
(18) Gear and spindle	—	—	—	734644	734644	—	—
(19) Gear and pinion	—	—	—	734224	734224	—	—
(20) §Sundry parts, set	741596	741596	741596	—	—	741596	741596

Part No.	†75092B	†75100A/B	75143A/B	75144A/B	75145A/B	75146A/B	75148A/B
Model	CR	CR	CRT	CRT	CRT	CRT	CRT
Voltage	12	12	12	12	12	12	12
Angle of wipe	150°	105°	95°	120°	140°	105°	160°
Replaced by (see footnote)	(75145)	(75146)	—	—	—	—	—
(1) §Cover	738560	738560	741556	741556	741556	741556	741556
(2) Screw, cover fixing	738535	738535	738535	738535	738535	738535	738535
(3) Screw, thrust	737440	737440	739733	739733	739733	739733	739733
(4) Nut, adjusting	166043	166043	166043	166043	166043	166043	166043
(5) Screw, grub, terminal	120560	120560	120560	120560	120560	120560	120560
(6) §Brushgear	733661	733661	733661	733661	733661	733661	733661
(7) §Brushes, set	729367	729367	729367	729367	729367	729367	729367
(8) Spring, brush	735631	735631	735631	735631	735631	735631	735631
(9) §Armature	738607	738607	739731	739731	739731	739731	739731
(10) §Coil, field	734520	734520	739734	739734	739734	739734	739734
(11) §Fixing studs, set	741628	741628	741583	741628	741628	741628	741583
(12) Cover, gearbox	738035	738035	741582	741582	741582	741582	741582
(13) Worm wheel, pinion and bearing	738988	738988	738988	738988	738988	738988	738988
(14) Bush, body	729092	729092	—	—	—	—	—
(15) Connecting rod	735851	735851	738923	738923	738923	738923	738923
(16) Cap, end, gear spindle	738440	738440	738440	738440	738440	738440	738440
(17) §Guide wheel and plate	738895	738891	738905	738907	738909	738906	738910
(18) Gear and spindle	—	—	—	—	—	—	—
(19) Gear and pinion	—	—	—	—	—	—	—
(20) §Sundry parts, set	741596	741596	741596	741596	741596	741596	741596

For illustrations, see page R5

Note. For replacement motor spare parts, see appropriate column under part number † When ordering, quote part number shown in brackets
 ‡ Offer Conversion Set 072853; for details see page R43 § Recommended spares for stock ¶ Offer Conversion Set 072896; for details see page R43

CR, CRT AND SW4 MOTORS (Windshield Wiper)




DETAILED SPARE PARTS

†75068K CR 12 150° (75179)	†75068L CR 12 150° (75179)	†75074H CR 12 120° (75144)	†75074J CR 12 120° (75144)	†75075J CR 12 120° (75153)	†75075K CR 12 120° (75153)	†75084K CR 12 95° (75143)	†75084L CR 12 95° (75143)	†75087L CR 12 120° (75153)	†75087M CR 12 120° (75153)	†75088L CR 12 105° (75151)	†75088M CR 12 105° (75151)	
738560	738560	738560	738560	738560	738560	738560	738560	738560	738560	738560	738560	738560 (1)
738535	738535	738535	738535	738535	738535	738535	738535	738535	738535	738535	738535	738535 (2)
737440	737440	737440	737440	737440	737440	737440	737440	737440	737440	737440	737440	737440 (3)
166043	166043	166043	166043	166043	166043	166043	166043	166043	166043	166043	166043	166043 (4)
120560	120560	120560	120560	120560	120560	120560	120560	120560	120560	120560	120560	120560 (5)
733661	733661	733661	733661	733661	733661	733661	733661	733661	733661	733661	733661	733661 (6)
729367	729367	729367	729367	729367	729367	729367	729367	729367	729367	729367	729367	729367 (7)
735631	735631	735631	735631	735631	735631	735631	735631	735631	735631	735631	735631	735631 (8)
738607	738607	738607	738607	738607	738607	738607	738607	738607	738607	738607	738607	738607 (9)
734520	734520	734520	734520	734520	734520	734520	734520	734520	734520	734520	734520	734520 (10)
741583	741583	741628	741628	741583	741583	741583	741583	741583	741583	741583	741583	741583 (11)
738035	741582	738035	741582	738035	741582	738035	741582	738035	741582	738035	741582	738035 (12)
738988	738988	738988	738988	738988	738988	738988	738988	738988	738988	738988	738988	738988 (13)
729092	729092	729092	729092	729092	729092	729092	729092	729092	729092	729092	729092	729092 (14)
735851	738923	735851	738923	735851	738923	735851	738923	735851	738923	735851	738923	738923 (15)
738440	738440	738440	738440	738440	738440	738440	738440	738440	738440	738440	738440	738440 (16)
738895	738910	738892	738907	738892	738907	738890	738905	738892	738907	738891	738906	738906 (17)
—	—	—	—	—	—	—	—	—	—	—	—	— (18)
—	—	—	—	—	—	—	—	—	—	—	—	— (19)
741596	741596	741596	741596	741596	741596	741596	741596	741596	741596	741596	741596	741596 (20)


75149A CRT 6 140° —	75150A/B CRT 12 130° —	75151A/B CRT 12 105° —	75152A/B CRT 12 130° —	75153A/B CRT 12 120° —	75158A/B CRT 12 140° —	75161A CRT 12 160° —	75167A/B CRT 6 130° —	75179A/B CRT 12 150° —	75229A/B CRT 6 120° —	†75230A/E CRT 12 130° (75150)	75299A/B CRT 12 95° —	
741556	741556	741556	741556	741556	741556	741556	741556	741556	741556	741556	741556	741556 (1)
738535	738535	738535	738535	738535	738535	738535	738535	738535	738535	738535	738535	738535 (2)
739733	739733	739733	739733	739733	739733	739733	739733	739733	739733	739733	739733	739733 (3)
166043	166043	166043	166043	166043	166043	166043	166043	166043	166043	166043	166043	166043 (4)
120560	120560	120560	120560	120560	120560	120560	120560	120560	120560	120560	120560	120560 (5)
733661	733661	733661	733661	733661	733661	733661	733661	733661	733661	733661	733661	733661 (6)
729367	729367	729367	729367	729367	729367	729367	729367	729367	729367	729367	729367	729367 (7)
735631	735631	735631	735631	735631	735631	735631	735631	735631	735631	735631	735631	735631 (8)
739745	739731	739731	739731	739731	739731	739731	739745	739731	739745	739731	739731	739731 (9)
739806	739734	739734	739734	739734	739734	739734	739806	739734	739806	739734	739734	739734 (10)
741583	741628	741583	741583	741583	741583	741628	741628	741583	741628	741628	741628	741628 (11)
741582	741582	741582	741582	741582	741582	741582	741582	741582	741582	741582	741582	741582 (12)
738988	738988	738988	738988	738988	738988	738988	738988	738988	738988	738988	738988	738988 (13)
—	—	—	—	—	—	—	—	—	—	—	—	— (14)
738923	738923	738923	738923	738923	738923	738923	738923	738923	738923	738923	738923	738923 (15)
738440	738440	738440	738440	738440	738440	738440	738440	738440	738440	738440	738440	738440 (16)
738909	738908	738906	738908	738907	738909	738910	738908	738910	738907	738908	738905	738905 (17)
—	—	—	—	—	—	—	—	—	—	—	—	— (18)
—	—	—	—	—	—	—	—	—	—	—	—	— (19)
741596	741596	741596	741596	741596	741596	741596	741596	741596	741596	741596	741596	741596 (20)

For illustrations, see page R5

† When ordering, quote part number shown in brackets



FW2 MOTORS (Windshield Wiper)



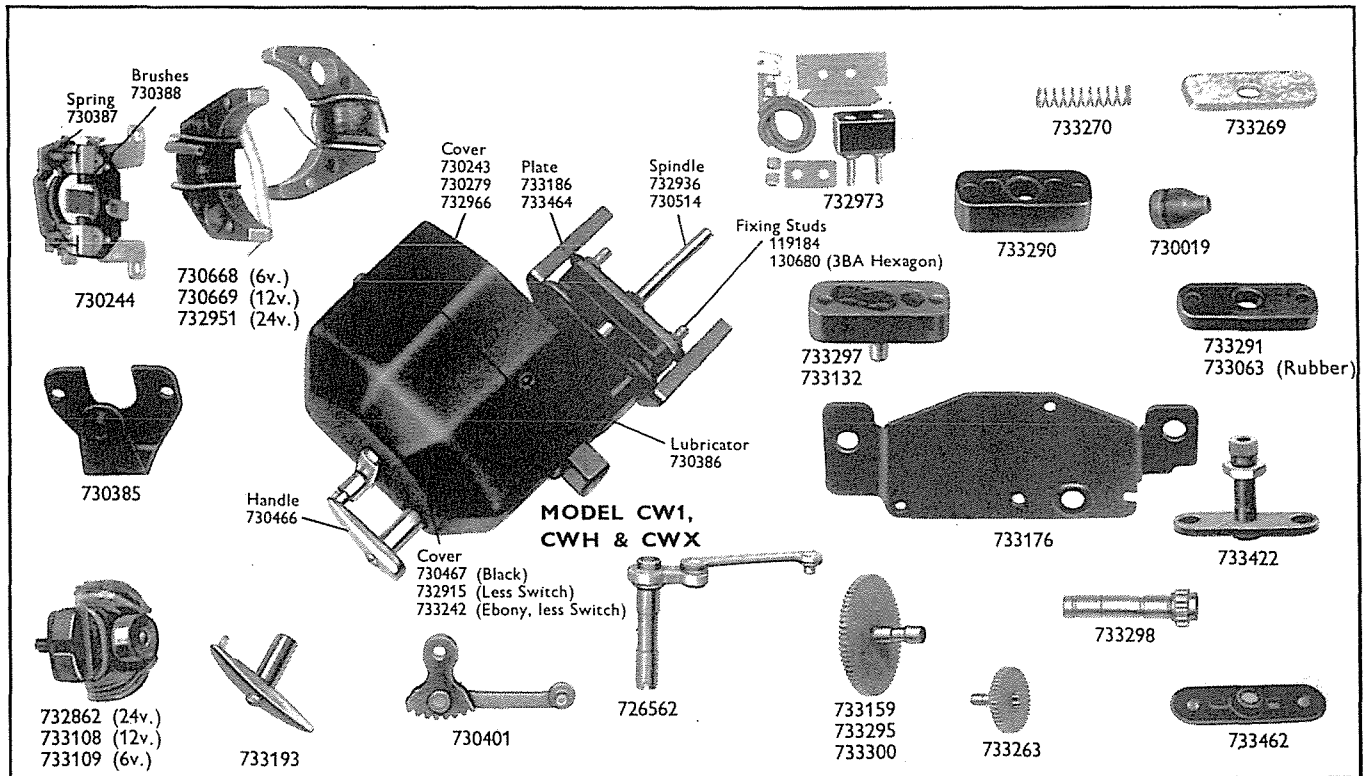

DETAILED SPARE PARTS

Part No.	75113A/B	75113D/F	†75244A/E	†75285A/F	†75304A/D	75324A	†75334A	073004D
Model	FW2	FW2	FW2	FW2	FW2	FW2	FW2	FW2
Voltage	12	12	12	12	12	12	12	12
Angle of wipe	150°	110°	130°	110°	130°	130°	110°	130°
Replaced by (see footnote)	—	—	(073004)	(75113)	(073004)	—	(75113)	—
§Cover and switch	739121	739121	739121	739121	739121	747022	739121	739121
§Brushgear	747023	747023	747023	747023	747023	747023	747023	747023
§Brushes, set	747025	747025	747025	747025	747025	747025	747025	747025
§Armature	739297	739297	739297	739297	739297	739297	739297	739297
§Pole, and coil set	739090	739090	739090	739090	739090	739090	739090	739090
Stud, motor fixing	122276	122276	122276	122276	122276	122276	122276	122276
Sector	739056	—	739056	—	739056	739056	—	739056
Bush, oscillating	739049	739138	739049	739138	739049	739049	739138	739049
Connecting rod	739055	739055	739055	739055	739055	739055	739055	739055
§Shaft and gear	739044	739141	739041	739141	739041	739041	739141	739041
Gear and pinion	739407	739407	739407	739407	739407	739407	739407	739407
§Handle, parking	739199	739199	739199	739199	739199	739199	739199	739199
Spindle	747118	747118	747118	747118	747118	747118	747118	747118
Spring, spindle	739059	739059	739059	739059	739059	739059	739059	739059
Terminal block	739273	739273	739273	739273	739273	739073	739273	739273
Block, packing, with bearing	739063	739063	739063	739063	739063	739063	739063	739063
Packing piece, 1/4"	—	—	739420	739420	739420	—	—	739420
Packing piece, 1/2"	—	—	739421	739421	739421	—	—	739421
Packing, langite	—	—	739064	739064	739064	—	—	739064
Plate, stop	747551	747551	739213	739213	739213	739213	747551	739213
Seal, rubber	739206	739206	739206	739206	739206	739206	747306	739206
§Sundry parts, set	739154	739154	739154	739154	739154	739154	739154	739154
§Arm	—	—	—	—	—	—	—	735099
§Blade	—	—	—	—	—	—	—	727707
§Stop, rubber	—	—	—	—	—	—	—	730185

Note. For replacement motor spare parts, see appropriate column under part number
 § Recommended spares for stock

† When ordering, quote part number shown in brackets

CWI, CWH AND CWX MOTORS (Windshield Wiper)



DETAILED SPARE PARTS


Part No.	†75003B	†75027A	†75041E	†75047A	†75048A	†75049A	75051D	†75054A
Model	CW1	CW1	CW1	CW1	CW1	CW1	CW1	CW1
Voltage	6	12	12	6	12	12	12	12
Angle of wipe	150°	130°	150°	130°	130°	150°	150°	130°
Replaced by (see footnote)	(732481)	(732480)	(732480)	(75073)	(732480)	(732480)	—	(732480)
§Cover	730467	730467	730467	730467	730467	730467	730467	730467
§Brushgear	730244	730244	730244	730244	730244	730244	730244	730244
§Brushes, set	730388	730388	730388	730388	730388	730388	730388	730388
Spring, brush	730387	730387	730387	730387	730387	730387	730387	730387
§Armature	733109	733108	733108	733109	733108	733108	733108	733108
§Pole, and coil set	730668	730669	730669	730668	730669	730669	730669	730669
§Stud, motor fixing	119184	119184	119184	119184	119184	119184	119184	119184
Lubricator, with wick	730386	730386	730386	730386	730386	730386	730386	730386
Gear, intermediate, with pinion	733263	733263	733263	733263	733263	733263	733263	733263
Sector	730401	730401	730401	730401	730401	730401	730401	730401
Bush, oscillating	733298	733298	733298	733298	733298	733298	733298	733298
§Guide wheel	733300	733295	733300	733295	733295	733300	733300	733295
Handle, parking, with nut	730466	730466	730466	730466	730466	730466	730466	730466
Spindle	732936	732936	732936	732936	732936	732936	732936	732936
Spring, spindle	733270	733270	733270	733270	733270	733270	733270	733270
Cover, rear, with fixing parts	730243	730243	730243	730243	730243	730243	730243	730243
Protector plate	733462	733462	733462	—	733462	733462	733462	733462
Packing piece, with bearing	733297	733132	733297	733422	733297	733297	733132	733297
Packing piece, 1/4"	733291	—	733291	733291	—	—	—	—
Packing piece, 1/2"	—	—	733290	733290	—	—	—	—
Packing, langite or rubber	733269	733269	733269	—	733269	733269	733269	733269
Plate, stop	733186	—	733186	—	733186	733186	—	—
Grommet, end cover	—	—	—	—	—	—	—	—
§Sundry parts, set	733439	733439	733439	733439	733439	733439	733439	733439

For detailed spare parts, see also pages R10-R11

Note. For replacement motor spare parts, see appropriate column under part number
 § Recommended spares for stock

† When ordering, quote part number shown in brackets

continued



CWI, CWH AND CWX MOTORS (Windshield Wiper)

DETAILED SPARE PARTS

Part No.	75056A	†75059A	†75069B	†75070A	75073A	†75077A	75081A	75089B
Model	CW1	CW1	CW1	CW1	CW1	CW1	CWH	CW1
Voltage	6	12	12	12	6	6	6	12
Angle of wipe	100°	150°	130°	130°	100°	100°	—	100°
Replaced by (see footnote)	—	(732480)	(732480)	(732480)	—	(732481)	—	—
(1) §Cover	730467	730467	730467	730467	730467	732915	730467	730467
(2) §Brushgear	730244	730244	730244	730244	730244	730244	730244	730244
(3) § Brushes, set	730388	730388	730388	730388	730388	730388	730388	730388
(4) Spring, brush	730387	730387	730387	730387	730387	730387	—	730387
(5) §Armature	733109	733108	733108	733108	733109	733109	733109	733108
(6) §Pole, and coil set	730668	730669	730669	730669	730668	730668	730668	730669
(7) §Stud, motor fixing	119184	119184	119184	119184	—	119184	—	119184
(8) Lubricator, with wick	730386	730386	730386	730386	730386	730386	—	730386
(9) Gear, intermediate, with pinion	733263	733263	733263	733263	733263	733263	—	733263
(10) Sector	—	730401	730401	730401	—	—	—	—
(11) Bush, oscillating	726562	733298	733298	733298	726562	726562	—	726562
(12) §Guide wheel	733159	733300	733295	733295	733159	733159	—	733159
(13) Handle, parking, with nut	730466	730466	730466	730466	730466	—	730466	—
(14) Spindle	732936	732936	732936	732936	732936	732936	730514	732936
(15) Spring, spindle	733270	733270	733270	733270	733270	733270	—	733270
(16) Cover, rear, with fixing parts	730243	730243	730243	730243	730243	730243	—	730243
(17) Protector plate	733462	733462	733462	—	—	—	—	733462
(18) Packing piece, with bearing	733297	733297	733297	733297	733422	733132	—	733132
(19) Packing piece, 1/4"	—	—	—	733291	733291	—	—	733291
(20) Packing piece, 1/2"	—	—	—	—	733290	—	—	—
(21) Packing, langite or rubber	733269	733269	733269	733269	—	733269	—	733269
(22) Plate, stop	—	—	733186	733186	—	—	—	—
(23) Grommet, end cover	—	—	—	—	—	—	—	—
(24) §Sundry parts, set	733439	733439	733439	733439	733439	733439	—	733439

Part No.	75129A	75130A/B	75138B	75165A	75168A	75193A	†75196A	75197A/B
Model	CW1	CW1	CW1	CW1	CW1	CW1	CW1	CW1
Voltage	12	12	12	6	12	24	12	12
Angle of wipe	100°	150°	100°	150°	150°	100°	150°	150°
Replaced by (see footnote)	—	—	—	—	—	—	(732480)	—
(1) §Cover	730467	730467	730467	730467	730467	730467	730467	730467
(2) §Brushgear	730244	730244	730244	730244	730244	730244	730244	730244
(3) § Brushes, set	730388	730388	730388	730388	730388	730388	730388	730388
(4) Spring, brush	730387	730387	730387	730387	730387	730387	730387	730387
(5) §Armature	733108	733108	733108	733109	733108	732862	733108	733108
(6) §Pole, and coil set	730669	730669	730669	730668	730669	732951	730669	730669
(7) §Stud, motor fixing	—	119184	119184	130680	119184	—	119184	119184
(8) Lubricator, with wick	730386	730386	730386	730386	730386	730386	730386	730386
(9) Gear, intermediate, with pinion	733263	733263	733263	733263	733263	733263	733263	733263
(10) Sector	—	730401	—	730401	730401	—	730401	730401
(11) Bush, oscillating	726562	733298	726562	733298	733298	726562	733298	733298
(12) §Guide wheel	733159	733300	733159	733300	733300	733159	733300	733300
(13) Handle, parking, with nut	733193	730466	730466	730466	730466	730466	730466	730466
(14) Spindle	732936	732936	732936	732936	732936	732936	732936	732936
(15) Spring, spindle	733270	733270	733270	733270	733270	733270	733270	733270
(16) Cover, rear, with fixing parts	730243	730243	730243	733176	732966	730243	730243	730243
(17) Protector plate	—	—	733462	†730279	733462	—	—	733462
(18) Packing piece, with bearing	733422	733297	733132	730385	733297	733422	733132	733132
(19) Packing piece, 1/4"	733291	—	—	—	733291	733291	—	—
(20) Packing piece, 1/2"	733290	—	—	—	—	733290	—	—
(21) Packing, langite or rubber	—	733269	—	730266	733269	—	733269	733269
(22) Plate, stop	—	733186	733464	—	733186	—	733186	733186
(23) Grommet, end cover	—	—	—	730019	—	—	—	—
(24) §Sundry parts, set	733439	733439	733439	733439	733439	733439	733439	733439
(25) §Wiper arm	—	—	—	—	—	—	—	—
(26) §Wiper blade	—	—	—	—	—	—	—	—
(27) §Stop, rubber	—	—	—	—	—	—	—	—


For illustrations, see page R9

Note. For replacement motor spare parts, see appropriate column under part number
 § Recommended spares for stock

† When ordering, quote part number shown in brackets

‡ Blackplate

CWI, CWH AND CWX MOTORS (Windshield Wiper)



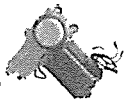
DETAILED SPARE PARTS

75091A	†75095A	75096A	75097A/B	75107A	†75120A	†75121A	75122B	†75126A	†75127A	75128A	
CW1	CW1	CW1	CW1	CW1	CWX	CWX	CW1	CW1	CW1	CW1	
12	6	12	12	12	12	6	12	12	6	12	
100°	150°	150°	100°	100°	130°	130°	150°	150°	150°	130°	
—	(732481)	—	—	—	(732480)	(732481)	—	(732480)	(732481)	—	
730467	730467	730467	730467	730467	730467	730467	730467	730467	730467	730467	(1)
730244	730244	730244	730244	730244	730244	730244	730244	730244	730244	730244	(2)
730388	730388	730388	730388	730388	730388	730388	730388	730388	730388	730388	(3)
730387	730387	730387	730387	730387	730387	730387	730387	730387	730387	730387	(4)
733108	733109	733108	733108	733108	733108	733109	733108	733108	733109	733108	(5)
730669	730668	730669	730669	730669	730669	730669	730669	730669	730669	730669	(6)
119184	119184	119184	119184	—	119184	119184	119184	119184	119184	—	(7)
730386	730386	730386	730386	730386	730386	730386	730386	730386	730386	730386	(8)
733263	733263	733263	733263	733263	733263	733263	733263	733263	733263	733263	(9)
—	730401	730401	—	—	730401	730401	730401	730401	730401	730401	(10)
726562	733298	733298	726562	726562	733298	733298	733298	733298	733298	733298	(11)
733159	733300	733300	733159	733159	733295	733295	733300	733300	733300	733295	(12)
730466	730466	730466	—	730466	730466	730466	730466	730466	730466	730466	(13)
732936	732936	732936	732936	732936	732936	732936	732936	732936	732936	732936	(14)
733270	733270	733270	733270	733270	733270	733270	733270	733270	733270	733270	(15)
730243	730243	730243	730243	732966	730243	730243	730243	730243	730243	730243	(16)
733462	733462	—	733462	—	733462	733462	733462	733462	733462	—	(17)
733297	733297	733132	733132	733422	733297	733297	733297	733297	733297	733297	(18)
733291	733291	733291	—	733291	733291	733291	733291	733291	733291	733291	(19)
—	—	—	—	733290	733290	733290	—	733290	733290	733290	(20)
—	733269	733269	—	—	733269	733269	733269	733269	733269	733269	(21)
—	—	—	—	—	733186	733186	733186	—	—	—	(22)
—	—	—	—	—	—	—	—	—	—	—	(23)
733439	733439	733439	733439	733439	733439	733439	733439	733439	733439	733439	(24)


75198A	75202A	†75277A	75368A	†730292	732480	732481	†733068	733071	†733107	†733147	733179	†733189	
CW1	CW1	CW1	CW1	CW1	CWX	CWX	CW1	CW1	CW1	CW1	CW1	CW1	
12	24	12	12	12	12	6	12	12	12	12	12	12	
130°	130°	150°	150°	150°	130°	130°	130°	130°	100°	150°	150°	150°	
—	—	(732480)	—	(732480)	—	—	(732480)	—	(732480)	(732480)	—	(732480)	
730467	730467	730467	730467	730467	730467	730467	730467	730467	732915	730467	730467	730467	(1)
730244	730244	730244	730244	730244	730244	730244	730244	730244	730244	730244	730244	730244	(2)
730388	730388	730388	730388	730388	730388	730388	730388	730388	730388	730388	730388	730388	(3)
730387	730387	730387	730387	730387	730387	730387	730387	730387	730387	730387	730387	730387	(4)
733108	732862	733108	733108	733108	733108	733109	733108	733108	733108	733108	733108	733108	(5)
730669	732951	730669	730669	730669	730669	730669	730669	730669	730669	730669	730669	730669	(6)
119184	119184	119184	—	119184	119184	119184	—	119184	119184	119184	130680	119184	(7)
730386	730386	730386	730386	730386	730386	730386	—	730386	730386	730386	730386	730386	(8)
733263	733263	733263	733263	733263	733263	733263	733263	733263	733263	733263	733263	733263	(9)
730401	730401	730401	730401	730401	730401	730401	730401	730401	—	730401	730401	730401	(10)
733298	733298	733298	733298	733298	733298	733298	733298	733298	726562	733298	733298	733298	(11)
733295	733295	733300	733300	733300	733295	733295	733300	733295	733159	733300	733300	733300	(12)
730466	730466	730466	730466	730466	730466	730466	730466	730466	—	730466	730466	730466	(13)
732936	732936	732936	732936	732936	732936	732936	732936	732936	732936	732936	732936	732936	(14)
733270	733270	733270	733270	733270	733270	733270	733270	733270	733270	733270	733270	733270	(15)
730243	730243	730243	730243	730243	730243	730243	730243	730243	730243	730243	730243	730243	(16)
733462	733462	—	733422	—	733462	733462	—	733462	—	—	—	733462	(17)
733297	733297	733132	—	733132	733297	733297	733297	733297	733132	733132	730385	733297	(18)
733291	733291	733291	733291	—	733291	733291	—	—	733291	733291	—	—	(19)
—	—	—	733290	—	733290	733290	—	—	—	—	†730279	—	(20)
733269	733063	733269	—	733269	733269	733269	733269	733269	733269	733269	730266	733269	(21)
733186	—	733186	—	—	733186	733186	—	733464	—	733186	—	—	(22)
—	—	—	—	—	—	—	—	—	—	—	730019	—	(23)
733439	733439	733439	733439	733439	733439	733439	733439	733439	733439	733439	733439	733439	(24)
—	—	—	—	—	735099	735099	—	—	—	—	—	—	(25)
—	—	—	—	—	727707	727707	—	—	—	—	—	—	(26)
—	—	—	—	—	730185	730185	—	—	—	—	—	—	(27)

For illustrations, see page R9

† When ordering, quote part number shown in brackets ‡ Backplate, packing § Recommended spares for stock ¶ Plate, fixing



DRI, DR2 AND DR3 MOTORS (Windshield Wiper)



DETAILED SPARE PARTS

Part No.	†75147A/D	†75147E/H	†75170A	†75172A/B	†75172D/F	†75174A/D	†75174E/F	†75177A
Model	DR1	DR1	DR1	DR1	DR1	DR1	DR1	DR1
Voltage	12	12	12	12	12	12	12	12
Speed	Two	Two	Two	Single	Single	Single	Single	Two
Angle of wipe	110°	110°	110°	120°	120°	130°	140°	110°
Replaced by (see footnote)	(75231)	(75231)	(75331 & 745997)	(75311 & 745997)	(75311 & 745997)	(75296 & 745997)	(75296 & 745997)	(75213 & 745997)
Bolt or stud, fixing	—	145696	145696	—	145696	—	145696	—
§Cover	740502	740502	740502	740502	740502	740502	740502	740502
Cover and bearing, commutator end	—	—	—	—	—	—	—	—
Screw, cover fixing	—	—	—	—	—	—	—	—
Screw, earth lead	—	—	—	—	—	—	—	—
§Brushgear	740687	740687	740687	740687	740687	740687	740687	740687
§Brushes, set	729367	729367	729367	729367	729367	729367	729367	729367
Spring, brush	735631	735631	735631	735631	735631	735631	735631	735631
§Armature	740616	740616	740616	740616	740616	740616	740616	740616
§Coil, field	740593	740593	740593	740599	740599	740599	740599	740593
§Fixing studs, set	740753	740753	740753	740753	740753	740753	740753	740753
Cover, gearbox	740567	740567	740567	740567	740567	740567	740567	740567
Screw, gearbox cover	—	—	—	—	—	—	—	—
Bearing, housing assembly	740571	740571	740571	740571	740571	740571	740571	740571
Connecting rod	740563	740563	740563	740563	740563	740588	740588	740563
§Shaft and gear	745045	745045	745045	745046	745046	745047	745048	745045
Plate, cable rack cover	—	—	—	—	—	—	—	—
Screw, clamp retaining	—	—	—	—	—	—	—	—
§Switch	740547	740547	740547	740547	740547	—	—	740547
Cover, gear	—	—	—	—	—	—	—	—
Spring, contact switch	—	—	—	—	—	—	—	—
Screw, parking switch adjusting	740556	740556	740556	740556	740556	—	—	740556
Sleeve, adjusting screw	740557	740557	740557	740557	740557	—	—	740557
Spring, adjusting screw	733270	733270	733270	733270	733270	—	—	733270
Plate, gear stud locating	—	—	—	—	—	—	—	—
Grommet, end cover	740722	740722	—	740722	740722	740722	740722	740722
§Sundry parts, set	740899	740899	740899	740899	740899	740899	740899	740899

For detailed spare parts, see also pages R13-R18

Note. For replacement motor spare parts, see appropriate column under part number
 § Recommended spares for stock

† When ordering, quote part number shown in brackets

continued

DRI, DR2 AND DR3 MOTORS (Windshield Wiper)



DETAILED SPARE PARTS

Part No.	†75177B	†75177D	†75177E/F	†75181A	†75181B/H	†75181J	†75183A/B	75183D/E
Model	DR1	DR1	DR1	DR1	DR1	DR1	DR1	DR1
Voltage	12	12	12	12	12	12	12	12
Speed	Two	Two	Two	Two	Two	Two	Two	Two
Angle of wipe	110°	130°	130°	120°	120°	130°	120°	120°
Replaced by (see footnote)	(75313 & 745997)	(75313 & 745997)	(75313 & 745997)	(75345 & 745997)	(75345 & 745997)	(75345 & 745997)	(75311 & 745997)	(75311 & 745997)
Bolt or stud, fixing	145696	145696	145696	—	145696	145696	—	145696
§Cover	740502	740502	740502	740502	740502	740502	740502	740502
Cover and bearing, commutator end	—	—	—	—	—	—	—	—
Screw, cover fixing	—	—	—	—	—	—	—	—
Screw, earth lead	—	—	—	—	—	—	—	—
§Brushgear	740687	740687	740687	740687	740687	740687	740687	740687
§Brushes, set	729367	729367	729367	729367	729367	729367	729367	729367
Spring, brush	735631	735631	735631	735631	735631	735631	735631	735631
§Armature	740616	740616	740616	740616	740616	740616	740616	740616
§Coil, field	740599	740599	740593	740593	740593	740593	740593	740593
§Fixing studs, set	740753	740753	740753	740753	740753	740753	740753	740753
Cover, gearbox	740567	740567	740567	740567	740567	740567	740567	740567
Screw, gearbox cover	—	—	—	—	—	—	—	—
Bearing, housing assembly	740571	740571	740571	740571	740571	740571	740571	740571
Connecting rod	740563	740563	740563	740563	740563	740563	740563	740563
§Shaft and gear	745045	745047	745047	745046	745046	745047	745046	745046
Plate, cable rack cover	—	—	—	—	—	—	—	—
Screw, clamp retaining	—	—	—	—	—	—	—	—
§Switch	740547	740547	740547	740547	740547	740547	740547	740547
Cover, gear	—	—	—	—	—	—	—	—
Spring, contact switch	—	—	—	—	—	—	—	—
Screw, parking switch adjusting	740556	740556	740556	740556	740556	740556	740556	740556
Sleeve, adjusting screw	740557	740557	740557	740557	740557	740557	740557	740557
Spring, adjusting screw	733270	733270	733270	733270	733270	733270	733270	733270
Plate, gear stud locating	—	—	—	—	—	—	—	—
Grommet, end cover	740722	740722	740722	740722	740722	740722	740722	740722
§Sundry parts, set	740899	740899	740899	740899	740899	740899	740899	740899

Part No.	†75186A/H	†75187A/B	†75187D/F	†75188A/B	†75188D/E	†75192A/D	†75199A/D	†75200B
Model	DR1	DR1	DR1	DR1	DR1	DR1	DR1	DR2
Voltage	12	12	12	12	12	12	12	12
Speed	Two	Two	Two	Two	Two	Single	Two	Single
Angle of wipe	120°	130°	130°	110°	110°	130°	120°	130°
Replaced by (see footnote)	(75331 & 745997)	(75309 & 745997)	(75309 & 745997)	(75319 & 745997)	(75319 & 745997)	(75296 & 745997)	(75310 & 745997)	(75296)
Bolt or stud, fixing	145696	—	145696	—	145696	145696	145696	145696
§Cover	740502	740502	740502	740502	740502	740502	740502	—
Cover and bearing, commutator end	—	—	—	—	—	—	—	744015
Screw, cover fixing	—	—	—	—	—	—	—	—
Screw, earth lead	—	—	—	—	—	—	—	—
§Brushgear	740687	740687	740687	740687	740687	740687	740687	743171
§Brushes, set	729367	729367	729367	729367	729367	729367	729367	729367
Spring, brush	735631	735631	735631	735631	735631	735631	735631	735631
§Armature	740616	740616	740616	740616	740616	740616	740616	743029
§Coil, field	740593	740593	740593	740593	740593	740599	740593	744009
§Fixing studs, set	740753	740753	740753	740753	740753	740753	740753	743176
Cover, gearbox	740567	740567	740567	740567	740567	740567	740567	743551
Screw, gearbox cover	—	—	—	—	—	—	—	—
Bearing, housing assembly	740571	740571	740571	740571	740571	740571	740571	—
Connecting rod	740563	740563	740563	740563	740563	740588	740563	743068
§Shaft and gear	745047	745047	745047	745045	745045	745047	745046	743172
Plate, cable rack cover	—	—	—	—	—	—	—	—
Screw, clamp retaining	—	—	—	—	—	—	—	—
§Switch	740547	740547	740547	740547	740547	—	740547	743080
Cover, gear	—	—	—	—	—	—	—	—
Spring, contact switch	—	—	—	—	—	—	—	—
Screw, parking switch adjusting	740556	740556	740556	740556	740556	—	740556	—
Sleeve, adjusting screw	740557	740557	740557	740557	740557	—	740557	—
Spring, adjusting screw	733270	733270	733270	733270	733270	—	733270	—
Plate, gear stud locating	—	—	—	—	—	—	—	—
Grommet, end cover	740722	740722	740722	740722	740722	740722	740722	—
§Sundry parts, set	740899	740899	740899	740899	740899	740899	740899	743049

For illustrations, see page R12

Note. For replacement motor spare parts, see appropriate column under part number
 § Recommended spares for stock

† When ordering, quote part number shown in brackets

continued



DRI, DR2 AND DR3 MOTORS (Windshield Wiper)

DETAILED SPARE PARTS

Part No.	75212A/E	75212F	75213A/E	75213F	†75214A/D	†75214E	75231A
Model	DR2	DR2	DR2	DR2	DR2	DR2	DR1
Voltage	12	—	12	12	12	12	12
Speed	Single	Single	Single	Single	Single	Single	Two
Angle of wipe	90°	90°	110°	110°	120°	120°	110°
Replaced by (see footnote)	—	—	—	—	(75297)	(75297)	(75308 & 745997)
(1) Bolt or stud, fixing	145696	145696	145696	145696	145696	145696	145696
(2) §Cover	—	—	—	—	—	—	740502
(3) Cover and bearing, commutator end	744015	744015	744015	744015	744015	744015	—
(4) Screw, cover fixing	—	—	—	—	—	—	—
(5) Screw, earth lead	—	—	—	—	—	—	—
(6) §Brushgear	743171	743171	743171	743171	743171	743171	740687
(7) § Brushes, set	729367	729367	729367	729367	729367	729367	729367
(8) Spring, brush	735631	735631	735631	735631	735631	735631	735631
(9) §Armature	743029	743029	743029	743029	743029	743029	740616
(10) §Coil, field	744009	744009	744009	744009	744009	744009	740593
(11) §Fixing studs, set	743176	743176	743176	743176	743176	743176	740753
(12) Cover, gearbox	743551	743551	743551	743551	743551	743551	740567
(13) Screw, gearbox cover	—	—	—	—	—	—	—
(14) Bearing, housing assembly	—	—	—	—	—	—	740571
(15) Connecting rod	743068	743068	743068	743068	743068	743068	740563
(16) §Shaft and gear	744535	744740	744536	744742	743943	743943	745045
(17) Plate, cable rack cover	—	—	—	—	—	—	—
(18) Screw, clamp retaining	—	—	—	—	—	—	—
(19) §Switch	743080	744325	743080	744325	743080	743080	740547
(20) Cover, gear	—	—	—	—	—	—	—
(21) Spring, contact switch	—	744314	—	744314	—	—	—
(22) Screw, parking switch adjusting	—	—	—	—	—	—	740556
(23) Sleeve, adjusting screw	—	—	—	—	—	—	740557
(24) Spring, adjusting screw	—	—	—	—	—	—	733270
(25) Plate, gear stud locating	—	—	—	—	—	—	—
(26) Grommet, end cover	—	—	—	—	—	—	740722
(27) §Sundry parts, set	743049	743049	743049	743049	743049	743049	740899

Part No.	†75250A/B	75251A/F	75251H	†75280A	75289A/D	75290A/B	†75291A	†75293A
Model	DR1	DR2	DR2	DR1	DR2	DR2	DR1	DR1
Voltage	12	12	12	12	12	24	12	12
Speed	Two	Single	Single	Two	Single	Single	Two	Two
Angle of wipe	130°	130°	130°	140°	120°	120°	110°	130°
Replaced by (see footnote)	(75345 & 745997)	—	—	(75309 & 745997)	—	—	(75319 & 745997)	(75310 & 745997)
(1) Bolt or stud, fixing	145696	145696	145696	145696	145696	145696	145696	145696
(2) §Cover	740502	—	—	740502	—	—	740502	740502
(3) Cover and bearing, commutator end	—	744015	744015	—	744015	744015	—	—
(4) Screw, cover fixing	—	—	—	—	—	—	—	—
(5) Screw, earth lead	—	—	—	—	—	—	—	—
(6) §Brushgear	740687	743171	743171	740687	743171	743171	740687	740687
(7) § Brushes, set	729367	729367	729367	729367	729367	729367	729367	729367
(8) Spring, brush	735631	735631	735631	735631	735631	735631	735631	735631
(9) §Armature	740616	743029	743029	740616	743029	743145	740616	740616
(10) §Coil, field	740593	744009	744009	740593	744009	743910	740593	740593
(11) §Fixing studs, set	740753	743176	743176	740753	743176	743176	740753	—
(12) Cover, gearbox	740567	743551	743551	740567	743713	743713	740567	740567
(13) Screw, gearbox cover	—	—	—	—	198903	198903	—	—
(14) Bearing, housing assembly	740571	—	—	740571	—	—	740571	740571
(15) Connecting rod	740563	743068	743068	740563	743717	743717	740563	740563
(16) §Shaft and gear	745047	743172	744744	745048	743911	743911	745045	745047
(17) Plate, cable rack cover	—	—	—	—	743714	743714	—	—
(18) Screw, clamp retaining	—	—	—	—	110714	110714	—	—
(19) §Switch	740547	743080	744325	740547	—	—	740547	740547
(20) Cover, gear	—	—	—	—	—	—	—	—
(21) Spring, contact switch	—	—	744314	—	—	—	—	—
(22) Screw, parking switch adjusting	740556	—	—	740556	—	—	740556	740556
(23) Sleeve, adjusting screw	740557	—	—	740557	—	—	740557	740557
(24) Spring, adjusting screw	733270	—	—	733270	—	—	733270	733270
(25) Plate, gear stud locating	—	—	—	—	—	—	—	—
(26) Grommet, end cover	740722	—	—	740722	—	—	740722	740722
(27) §Sundry parts, set	740899	743049	743049	740899	743049	743049	740899	740899

For illustrations, see page R12

Note. For replacement motor spare parts, see appropriate column under part number
§ Recommended spares for stock

† When ordering, quote part number shown in brackets

DRI, DR2 AND DR3 MOTORS (Windshield Wiper)



DETAILED SPARE PARTS

†75232A DR1 12 Two 130° (75309 & 745997)	†75233A DR1 12 Two 90° (75305 & 745997)	†75234A/B DR1 12 Single 120° (75311 & 745997)	†75235A DR1 12 Two 120° (75310 & 745997)	†75236A DR1 12 Two 120° (75311 & 745997)	†75238A/E DR2 12 Single 100° (75295)	†75246A DR1 12 Two 130° (75313 & 745997)	†75247A/B DR1 12 Single 100° (75295 & 54710365)	†75249A/B DR1 12 Two 130° (75331 & 54710484)	
145696	145696	145696	145696	145696	145696	145696	145696	145696	(1)
740502	740502	740502	740502	740502	740502	740502	740502	740502	(2)
—	—	—	—	—	744015	—	—	—	(3)
—	—	—	—	—	—	—	—	—	(4)
—	—	—	—	—	—	—	—	—	(5)
740687	740687	740687	740687	740687	743171	740687	740687	740687	(6)
729367	729367	729367	729367	729367	729367	729367	729367	729367	(7)
735631	735631	735631	735631	735631	735631	735631	735631	735631	(8)
740616	740616	740616	740616	740616	740616	740616	740616	740616	(9)
740593	740593	740599	740593	740593	744009	740593	740599	740593	(10)
740753	740753	740753	740753	740753	743176	740753	740753	740753	(11)
740567	740567	740567	740567	740567	743551	740567	740567	740567	(12)
—	—	—	—	—	—	—	—	—	(13)
740571	740571	740571	740571	740571	—	740571	740571	740571	(14)
740563	740563	740563	740563	740563	743068	740563	740588	740563	(15)
745047	745044	745046	745046	745046	743268	745047	743267	745047	(16)
—	—	—	—	—	—	—	—	—	(17)
—	—	—	—	—	—	—	—	—	(18)
740547	740547	740547	740547	740547	743080	740547	—	740547	(19)
—	—	—	—	—	—	—	—	—	(20)
—	—	—	—	—	—	—	—	—	(21)
740556	740556	740556	740556	740556	—	740556	—	740556	(22)
740557	740557	740557	740557	740557	—	740557	—	740557	(23)
733270	733270	733270	733270	733270	—	733270	—	733270	(24)
—	—	—	—	—	—	—	—	—	(25)
740722	740722	740722	740722	740722	—	740722	740722	740722	(26)
740899	740899	740899	740899	740899	743049	740899	740899	740899	(27)

†75294A DR1 12 Two 130° (75311 & 745997)	75295A/D DR2 12 Single 100°	75295E DR2 12 Single 100°	75296A/D DR2 12 Single 130°	75296E DR2 12 Single 130°	75297A/D DR2 12 Single 120°	75297E DR2 12 Single 120°	75298A/E DR2 12 Single 120°	75298F DR2 12 Single 120°	75300A/E DR2 12 Single 100°	
145696	145696	145696	145696	145696	145696	145696	145696	145696	145696	(1)
740502	—	—	—	—	—	—	—	—	—	(2)
—	744015	744015	744015	744015	744015	744015	744015	744015	744015	(3)
—	—	—	—	—	—	—	—	—	—	(4)
—	—	—	—	—	—	—	—	—	—	(5)
740687	743171	743171	743171	743171	743171	743171	743171	743171	743171	(6)
729367	729367	729367	729367	729367	729367	729367	729367	729367	729367	(7)
735631	735631	735631	735631	735631	735631	735631	735631	735631	735631	(8)
740616	743029	743029	743029	743029	743029	743029	743029	743029	743029	(9)
740593	744009	744009	744009	744009	744009	744009	744009	744009	744009	(10)
—	743176	743176	743176	743176	743176	743176	743176	743176	743176	(11)
740567	743551	743551	743551	743551	743551	743551	743551	743551	743713	(12)
—	—	—	—	—	—	—	—	—	198903	(13)
740571	—	—	—	—	—	—	—	—	—	(14)
740563	743068	743068	743068	743068	743068	743068	743068	743068	743717	(15)
745047	743268	744741	743172	744744	743943	744743	743943	744743	744070	(16)
—	—	—	—	—	—	—	—	—	743714	(17)
—	—	—	—	—	—	—	—	—	110714	(18)
740547	743080	744325	743080	744325	743080	744325	743080	744325	740547	(19)
—	—	744314	—	744314	—	744314	—	744314	—	(20)
740556	—	—	—	—	—	—	—	—	—	(21)
740557	—	—	—	—	—	—	—	—	740556	(22)
733270	—	—	—	—	—	—	—	—	740557	(23)
—	—	—	—	—	—	—	—	—	733270	(24)
—	—	—	—	—	—	—	—	—	—	(25)
740722	—	—	—	—	—	—	—	—	—	(26)
740899	743049	743049	743049	743049	743049	743049	743049	743049	743049	(27)

For illustrations, see page R12

† When ordering, quote part number shown in brackets

continued



DRI, DR2 AND DR3 MOTORS (Windshield Wiper)

DETAILED SPARE PARTS

Part No.	75301A/F	75305A/B	75308A/B	75309A/B	75310A/B	75311A/B	75313A/B	75315D
Model	DR2	DR3	DR3	DR3	DR3	DR3	DR3	DR2
Voltage	12	12	12	12	12	12	12	12
Speed	Single	Two	Two	Two	Two	Two	Two	Single
Angle of wipe (standard)	120°	85°	110°	130°	120°	120°	130°	130°
Angle of wipe (when large gear wheelbox used)	—	—	—	—	—	—	—	90°
Replaced by (see footnote)	—	—	—	—	—	—	—	—
(1) Bolt or stud, fixing	145696	145696	145696	145696	145696	145696	145696	145696
(2) §Cover	—	—	—	—	—	—	—	—
(3) Cover and bearing, commutator end	744015	743653	743653	743653	743653	743653	743653	744015
(4) Screw, cover fixing	—	186134	186134	186134	186134	186134	186134	—
(5) Screw, earth lead	—	126444	126444	126444	126444	126444	126444	—
(6) §Brushgear	743171	743171	743171	743171	743171	743171	743171	743171
(7) §Brushes, set	729367	729367	729367	729367	729367	729367	729367	729367
(8) Spring, brush	735631	735631	735631	735631	735631	735631	735631	735631
(9) §Armature	743029	743929	743929	743929	743929	743929	743929	743029
(10) §Coil, field	744009	744907	744907	744907	744907	744907	744907	744009
(11) §Fixing studs, set	743176	743176	743176	743176	743176	743176	743176	743176
(12) Cover, gearbox	743551	743924	743924	743924	743924	743924	743924	743551
(13) Screw, gearbox cover	—	—	—	—	—	—	—	—
(14) Bearing, housing assembly	—	—	—	—	—	—	—	—
(15) Connecting rod	743068	740563	740563	740563	740563	740563	740563	743068
(16) §Shaft and gear	744743	744910	744912	744914	744913	744913	744914	744744
(17) Plate, cable rack cover	—	—	—	—	—	—	—	—
(18) Screw, clamp retaining	—	—	—	—	—	—	—	—
(19) §Switch	—	743846	743846	743846	743846	743846	743846	—
(20) Cover, gear	744737	—	—	—	—	—	—	744737
(21) Spring, contact switch	—	—	—	—	—	—	—	—
(22) Screw, parking switch adjusting	—	740556	740556	740556	740556	740556	740556	—
(23) Sleeve, adjusting screw	—	740557	740557	740557	740557	740557	740557	—
(24) Spring, adjusting screw	—	733270	733270	733270	733270	733270	733270	—
(25) Plate, gear stud locating	—	—	—	—	—	—	—	—
(26) Grommet, end cover	—	—	—	—	—	—	—	—
(27) §Sundry parts, set	743049	740899	740899	740899	740899	740899	740899	743049

Part No.	75347A	75349A	75356A/B	75356D	75357A	75358A	75359A	75361A
Model	DR2	DR2	DR3	DR3	DR3	DR3	DR2	DR3
Voltage	12	12	12	12	12	12	12	12
Speed	Single	Single	Single	Single	Single	Single	Single	Two
Angle of wipe (standard)	150°	160°	110°	100°	130°	130°	150°	150°
Angle of wipe (when large gear wheelbox used)	103°	—	—	—	90°	90°	—	103°
Replaced by (see footnote)	—	—	—	—	—	—	—	—
(1) Bolt or stud, fixing	145696	145696	145696	145696	145696	145696	145696	145696
(2) §Cover	—	—	—	—	—	—	—	—
(3) Cover and bearing, commutator end	744015	744015	743653	743653	743653	743653	744015	743653
(4) Screw, cover fixing	—	—	186134	186134	186134	186134	—	186134
(5) Screw, earth lead	—	—	126444	126444	126444	126444	—	126444
(6) §Brushgear	743171	743171	743171	743171	743171	743171	743171	743171
(7) §Brushes, set	729367	729367	729367	729367	729367	729367	729367	729367
(8) Spring, brush	735631	735631	735631	735631	735631	735631	735631	735631
(9) §Armature	743029	743029	743929	743929	743929	743929	743029	743929
(10) §Coil, field	744009	744009	745586	745586	54710865	54710865	744009	744907
(11) §Fixing studs, set	743176	743176	743176	743176	743176	743176	743176	743176
(12) Cover, gearbox	743713	743713	743924	743924	743924	743924	743551	743924
(13) Screw, gearbox cover	198903	198903	—	—	—	—	—	—
(14) Bearing, housing assembly	—	—	—	—	—	—	—	—
(15) Connecting rod	743717	743717	740563	740563	745913	745913	743068	740563
(16) §Shaft and gear	54710282	54710348	744912	744911	54710866	54710866	54710428	748796
(17) Plate, cable rack cover	743714	743714	—	—	—	—	—	—
(18) Screw, clamp retaining	110714	110714	—	—	—	—	—	—
(19) §Switch	740547	740547	743846	743846	743846	743846	—	743846
(20) Cover, gear	—	—	—	—	—	—	744737	—
(21) Spring, contact switch	—	—	—	—	—	—	—	—
(22) Screw, parking switch adjusting	740556	740556	740556	740556	740556	740556	—	740556
(23) Sleeve, adjusting screw	740557	740557	740557	740557	740557	740557	—	740557
(24) Spring, adjusting screw	733270	733270	733270	733270	733270	733270	—	733270
(25) Plate, gear stud locating	—	—	—	—	744936	744936	—	—
(26) Grommet, end cover	—	—	—	—	—	—	—	—
(27) §Sundry parts, set	743049	743049	740899	740899	740899	740899	743049	740899
(28) Connector, Lucar, terminal	—	—	—	—	—	—	—	—
(29) Connector, Lucar, earth	—	—	—	—	—	—	—	—

For illustrations, see page R12

Note. For replacement motor spare parts, see appropriate column under part number § Recommended spares for stock

DRI, DR2 AND DR3 MOTORS (Windshield Wiper)



DETAILED SPARE PARTS

75319A/B DR3 12 Two 110°	†75322A DR1 12 Two 120°	†75323A DR1 12 Two 120°	75325A/B DR3 12 Single 120°	†75329A/B DR3 12 Two 120°	75330A DR2 12 Single 110°	75331A/B DR3 12 Two 130°	75332A 4W DR3 12 Single 130°	75335A/D DR3 12 Two 150°	75345A/B DR3 12 Two 130°
—	— (75310 & 745997)	— (75311 & 745997)	—	— (75311)	—	—	—	103°	—
145696	145696	145696	145696	145696	145696	145696	145696	145696	145696
—	740502	740502	—	—	—	—	—	—	—
743653	—	—	743653	743653	744015	743653	744015	743653	743653
186134	—	—	186134	186134	—	186134	—	186134	186134
126444	—	—	126444	126444	—	126444	—	126444	126444
743171	740687	740687	743171	743171	743171	743171	743171	743171	743171
729367	729367	729367	729367	729367	729367	729367	729367	729367	729367
735631	735631	735631	735631	735631	735631	735631	735631	735631	735631
743929	740616	740616	743929	743929	743029	745985	744843	743929	745985
744907	740593	740593	745586	744907	744009	744907	745887	744907	744907
743176	—	—	743176	743176	743176	743176	743176	743176	743176
743924	740567	740567	743924	743924	743713	743924	743551	743924	743924
—	—	—	—	—	198903	—	—	—	—
—	740571	740571	—	—	—	—	—	—	—
740563	740563	740563	740563	740563	743717	740563	743068	748776	740563
744912	745046	745046	744913	744913	745833	744914	744744	748796	744914
—	—	—	—	—	743714	—	—	—	—
—	—	—	—	—	110714	—	—	—	—
743846	740547	740547	743846	743846	740547	743846	—	743846	743846
—	—	—	—	—	—	—	744737	—	—
—	—	—	—	—	—	—	—	—	—
740556	740556	740556	740556	740556	740556	740556	—	740556	740556
740557	740557	740557	740557	740557	740557	740557	—	740557	740557
733270	733270	733270	733270	733270	733270	733270	—	733270	733270
—	—	—	—	—	—	—	—	—	—
—	740722	740722	—	—	—	—	—	—	—
740899	740899	740899	740899	740899	743049	740899	743049	740899	740899

75363A DR2 12 Single 160°	75365A DR3 12 Two 150°	75366A DR3 12 Two 150°	75367A DR2 12 Single 160°	75371A DR2 12 Single 90°	75371B DR2 12 Single 130°	75371D DR2 12 Single 130°	75374A DR3 12 Two 150°	75377A DR2 12 Single 160°	75379A/D D3 12 Two 130°
—	103°	103°	110°	—	—	—	103°	110°	—
—	—	—	—	—	—	—	—	—	—
145696	145696	145696	145696	145696	145696	54100606	145696	145696	145696
744015	743653	743653	745768	744015	745768	745768	743653	744015	743653
—	186134	186134	—	—	—	—	186134	—	186134
—	126444	126444	—	—	—	—	126444	—	126444
743171	743171	743171	743171	743171	743171	743171	743171	743171	743171
729367	729367	729367	729367	729367	729367	729367	729367	729367	729367
735631	735631	735631	735631	735631	735631	735631	735631	735631	735631
743029	743929	743929	743029	743029	743029	743029	743929	743029	743929
744009	744907	744907	54711057	744009	54711719	54712958	744907	744009	744907
743176	743176	743176	743176	743176	743176	743176	743176	743176	743176
743713	743924	743924	743551	743551	743551	743551	743924	743713	743924
198903	—	—	—	—	—	—	—	198903	—
—	—	—	—	—	—	—	—	—	—
743717	748776	748776	743068	743068	743068	743068	748776	743717	740563
54710348	748796	748796	54711022	744744	744744	744744	748796	54710348	744914
743714	—	—	—	—	—	—	—	743714	—
110714	—	—	—	—	—	—	—	110714	—
740547	743846	743846	—	744325	744325	744325	743846	—	743846
—	—	—	744737	—	—	—	—	—	—
—	—	—	—	744314	744314	744314	—	—	—
740556	740556	740556	—	—	—	—	740556	—	750556
740557	740557	740557	—	—	—	—	740557	—	740557
733270	733270	733270	—	—	—	—	733270	—	733270
—	—	—	—	—	—	—	—	—	—
—	—	—	—	—	—	—	—	—	—
743049	740899	740899	743049	743049	743049	743049	740899	743049	740899
—	—	—	—	199218	—	—	—	—	—
—	—	—	—	199279	—	—	—	—	—

For illustrations, see page R12

† When ordering, quote part number shown in brackets

continued



DRI, DR2 AND DR3 MOTORS (Windshield Wiper)

DETAILED SPARE PARTS


Part No.	75380A	75385A	75385B	75385D	75388A/B	75389A/B	75392A/B
Model	DR2	DR2	DR2	DR2	DR3	DR3	DR3
Voltage	12	12	12	12	12	12	12
Speed	Single	Single	Single	Single	Single	Single	Single
Angle of wipe (standard)	140°	130°	130°	130°	130°	130°	160°
Angle of wipe (when large gear wheelbox used)	97°	90°	—	—	—	—	—
Replaced by (see footnote)	—	—	—	—	—	—	—
§Motor (less Lucar)	—	75315	—	—	—	—	—
Bolt or stud, locating	145696	145696	145696	54100606	145696	145696	145696
§Cover	—	—	—	—	—	—	—
Cover and bearing, commutator end	744015	744015	745768	745768	743653	743653	743653
Screw, cover fixing	—	—	—	—	186134	186134	186134
Screw, earth lead	—	—	—	—	—	—	126444
§Brushgear	743171	743171	743171	743171	743171	743171	743171
§Brushes, set	729367	729367	729367	729367	729367	729367	729367
Spring, brush	735631	735631	735631	735631	735631	735631	735631
§Armature	743029	743029	743029	743029	743929	743929	743929
§Coil, field	744009	744009	54711057	54712959	54710865	54710865	54710865
§Fixing studs, set	743176	743176	743176	743176	743176	743176	743176
Cover, gearbox	743551	743551	743551	743551	743924	743924	743924
Screw, gearbox cover	—	—	—	—	—	—	—
Connecting rod	743068	743068	743068	743068	745913	745913	745913
§Shaft and gear	54711349	744744	744744	744744	54710866	54710866	54711838
Plate, cable rack cover	—	—	—	—	—	—	—
Screw, clamp retaining	—	—	—	—	—	—	—
§Switch	—	—	—	—	743846	743846	743846
Cover, gear	744737	744737	744737	744737	—	—	—
Screw, parking switch adjusting	—	—	—	—	740556	740556	740556
Sleeve, adjusting screw	—	—	—	—	740557	740557	740557
Spring, adjusting screw	—	—	—	—	733270	733270	733270
Plate, gear stud locating	—	—	—	—	744936	744936	744936
§Sundry parts, set	743049	743049	743049	743049	740899	740899	740899
Connector, Lucar, terminal	—	199218	—	—	—	—	—

Part No.	75393A/B	75396A/D	75398A	75398B	75399A	75399B	75400A
Model	DR3	DR3	DR2	DR2	DR2	DR2	DR2
Voltage	12	12	12	12	24	24	12
Speed	Single	Two	Single	Single	Single	Single	Single
Angle of wipe (standard)	160°	150°	120°	120°	120°	120°	110°
Angle of wipe (when large gear wheelbox used)	—	103°	—	—	—	—	—
Replaced by (see footnote)	—	—	—	—	—	—	—
Bolt or stud, locating	145696	145696	145696	54100606	145696	54100606	145696
§Cover	—	—	—	—	—	—	—
Cover and bearing, commutator end	743653	743653	745768	745768	745768	745768	743653
Screw, cover fixing	186134	186134	—	—	—	—	—
Screw, earth lead	126444	—	—	—	—	—	—
§Brushgear	743171	743171	743171	743171	743171	743171	743171
§Brushes, set	729367	729367	729367	729367	729367	729367	729367
Spring, brush	735631	735631	735631	735631	735631	735631	735631
§Armature	743929	743929	743029	743029	743145	743145	743029
§Coil, field	54710865	744907	54711057	54712959	54712463	54712961	54710139
§Fixing studs, set	743176	743176	743176	743176	743176	743176	743176
Cover, gearbox	743924	743924	743713	743713	743713	743713	743551
Screw, gearbox cover	—	—	198903	198903	198903	198903	—
Connecting rod	745913	740563	743717	743717	743717	743717	743068
§Shaft and gear	54711838	748796	743911	743911	743911	743911	744742
Plate, cable rack cover	—	—	743714	743714	743714	743714	—
Screw, clamp retaining	—	—	110714	110714	110714	110714	—
§Switch	743846	743846	—	—	—	—	—
Cover, gear	—	—	—	—	—	—	743080
Screw, parking switch adjusting	740556	740556	—	—	—	—	—
Sleeve, adjusting screw	740557	740557	—	—	—	—	—
Spring, adjusting screw	733270	733270	—	—	—	—	—
Plate, gear stud locating	744936	—	—	—	—	—	—
§Sundry parts, set	740899	740899	743049	743049	743049	743049	743049
Connector, Lucar, terminal	—	—	—	—	—	—	—

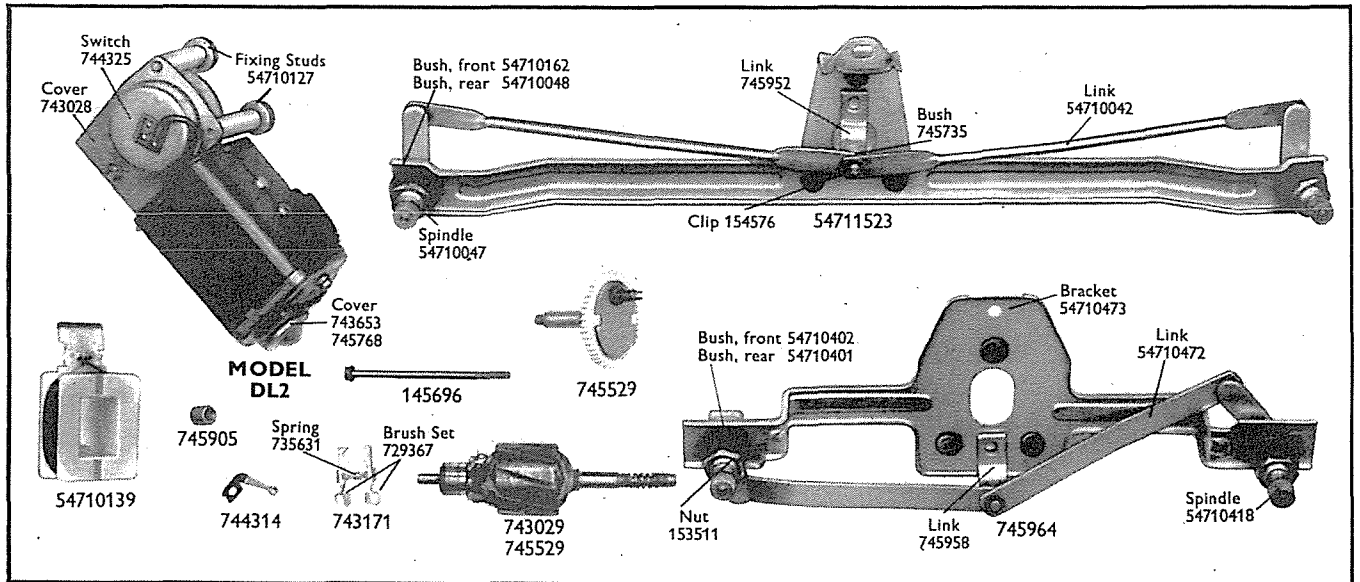
For illustrations, see page R12

§ Recommended spares for stock

DL2 WINDSCREEN WIPERS



DETAILED SPARE PARTS



DL2 MOTORS

Part No.	75342A/D	75353A/D	75390A
Model	DL2	DL2	DL2
Voltage	12	12	12
Angle of wipe	120°	90°	120°
Speed	Single	Single	Single
Bolt, through, 2 B.A.	145696	145696	145696
Cover, end, with bearing (commutator end)	743653	745768	743653
§Brushgear	743171	743171	743171
§ Brush set	729367	729367	729367
Spring, brush	735631	735631	735631
§Armature	743029	743029	743029
§Coil	54710139	54710139	54710139
§Studs, fixing (set of parts)	54710127	54710127	54710127
Cover, gearbox	743028	743028	743028
§Switch, cover adjusting	744325	744325	744325
Contact	744314	744314	744314
Bush, spacing	745905	745905	745905
§Shaft and gear	745529	745529	745529
§Sundry parts, set	54710077	54710077	54710077

DL2 LINK SETS

Part No.	745964	745965	54711523	54712397
Link, primary	54710472	‡54710569	54710042	‡‡54710567
Link	—	¶54710565	—	§54710570
Joint, snap lock	—	54710566	—	—
Nut, locking joint	—	156601	—	—
Driver, knurled, and screw	—	54710532	—	—
Screw, grub	—	54710531	—	—
Grommet	—	54710533	—	—
Spindle assembly with bearing bush, arm boss and oscillating link	54710418	54710529	54710047	54712122
Bracket, mounting	54710473	—	—	—
Link, rotary, gear shaft	745958	745952	745952	54713162
Nut, fixing	153511	156691	153511	153511
Bush, front	54710402	54710260	54710162	54712121
Bush, rear	54710401	—	54710048	54712164
Washer	—	—	—	740820
Bush, bearing	—	54710522	745735	—
Clip, link retaining	—	—	154576	—
§Sundry parts, set	54710077	—	—	54710077

‡ 10 1/8" long

§ Recommended spares for stock

¶ Off side


‡ 12 5/8" long

§ Near side



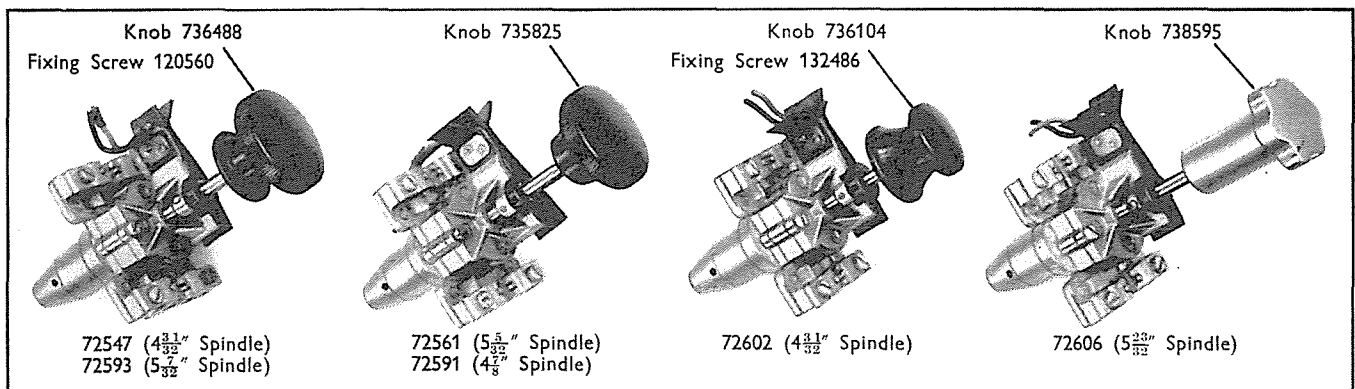
CLUTCH HOUSINGS AND CONTROL BOXES

SW4 CLUTCH HOUSINGS




Clutch Housing	Knob	Screw, knob fixing	Clutch Housing	Knob	Screw, knob fixing
735471	737355	132486	737066	737356	132486
735691	735680	132486	737085	735695	132486
737013	737355	132486	737186	734720	132486
737038	737296	132486	737266	737356	132486
737039	737295	132486	737357	737355	132486
737065	737355	132486	737412	737129	132486

CONTROL BOXES (Windshield Wiper) DETAILED SPARE PARTS



Part No.	72547	72561	72591	72593	72602	72606
Model	CR1	CR1	CR1	CR1	CR6 CRT16	CR1 CRT11
Gear wheel, fixed	735883	735883	735883	735883	735883	735883
Gear wheel, free	736290	730290	736290	736290	736290	736290
Knob	736488	735825	735825	736488	736104	738595
Screw, knob fixing	120560	132504	132504	120560	132504	132504

WHEELBOXES (Windshield Wiper)



DETAILED SPARE PARTS

Part No.	†72548A/K	72560A/K	†72564A/F	†72565A/J	72567A/H	72568A/E	72583A/H	72584A/E
Replaced by (see footnote)	(72662)	—	(72658)	(72659)	—	—	—	—
§Spindle and gear	736056	736056	742100	—	—	742100	—	—
Screw, cover fixing	110714	110714	132504	132504	132504	132504	132504	132504
Screw, clamp fixing	110714	110714	129524	129524	129524	129524	129524	129524
§Knob	—	—	736104	736104	736104	736104	736104	736104

For detailed spare parts, see also pages R22-R23

Note. For replacement wheelbox spare parts, see appropriate column under part number
 § Recommended spares for stock

† When ordering, quote part number shown in brackets

continued



WHEELBOXES (Windshield Wiper)

DETAILED SPARE PARTS

Part No.	72590A/K	72592A/K	72596A/D	72597A/H	72598A/D	72603A/E	72604A/D	72605A/D	72607A/B
§Spindle and gear	736056	736056	—	—	728233	738172	—	—	738632
Screw, cover fixing	110714	110714	132504	132504	132504	132504	132504	132504	132504
Screw, clamp fixing	110714	110714	129524	129524	129524	129524	129524	129524	129524
§Knob	—	—	738064	738064	738008	736104	738008	738008	737355

Part No.	72608A/D	72612A/B	72613A/B	72614A/F	72616A/M	72619A/F	72624A/H	72625A/E
§Spindle and gear	—	—	—	736056	736056	736056	736056	736056
Tube, rubber, spindle	—	—	—	—	740711	—	740711	—
Nut, wheelbox fixing	—	—	—	170423	181261	228375	181261	—
Bush, rear	—	—	—	—	738948	736170	739634	740656
Bush, front	—	—	—	—	738949	—	739635	740657
Washer, rubber	—	—	—	146303	163356	146380	163356	740659
Cover	—	—	—	—	—	739558	—	—
Screw, cover fixing	132504	132504	132504	110714	110714	110714	110714	110714
Screw, clamp fixing	129524	129524	129524	110714	110714	110714	110714	110714
§Grommet	—	—	—	729423	—	729423	—	—
§Knob	737355	736104	736104	—	—	—	—	—

Part No.	72627A/B	72628A/H	72629A/D	72630A/F	72631A/B	72632A	72635B	72636D	72637A/E
§Spindle and gear	—	740786	736056	740483	740892	742100	740835	740786	736056
Tube, rubber, spindle	—	740711	740711	—	740711	—	740711	740711	740711
Nut, wheelbox fixing	—	153511	181261	—	740795	—	153511	153511	181261
Bush, front	—	740657	740476	—	188408	—	740834	740818	—
Bush, rear	—	740656	740477	—	166019	—	740833	740819	—
Washer, rubber	—	740659	740478	—	740794	—	740820	740820	163356
Screw, cover fixing	132504	110714	110714	126486	110714	110714	110714	110714	110714
Screw, clamp fixing	129524	110714	110714	110714	127824	129524	110714	110714	110714
§Knob	738008	—	—	—	—	—	—	—	—

Part No.	72638B	72639D	72642A/E	72643A	72645D	72647B	72648A/B	72649B
§Spindle and gear	740835	740786	736056	741807	740897	740786	736056	740786
Tube, rubber, spindle	740711	740711	740711	—	740711	740711	740711	740711
Nut, wheelbox fixing	153511	153511	181261	—	153511	153511	181261	153511
Bush, front	—	740880	741802	—	740909	740922	—	740961
Bush, centre	—	—	—	—	740908	—	—	—
Bush, rear	—	740881	741801	—	740907	740923	—	740962
Washer, rubber	740820	740882	740478	—	740910	740925	146303	740882
Screw, cover fixing	110714	110714	110714	100863	110714	110714	110714	110714
Screw, clamp fixing	110714	110714	110714	129524	110714	110714	110714	110714
§Knob	—	—	—	738008	—	—	—	—

Part No.	72651A	72654A	72655A	72656A	72658A	72659A	72660A/B	72661A/B
§Spindle and gear	736056	736056	736056	740786	742100	—	740786	745321
Tube, rubber, spindle	740711	740711	740711	740711	—	—	740711	740711
Nut, wheelbox fixing	181261	181261	181261	153511	—	—	153511	153511
Bush, front	742066	742086	—	740880	—	—	740818	—
Bush, rear	742067	742087	742090	—	—	—	743158	—
Washer, rubber	163356	163356	163356	—	—	—	740820	—
Cover	739558	739558	—	—	—	—	—	—
Screw, cover fixing	110714	110714	110714	110714	100863	100863	126444	110714
Screw, clamp fixing	110714	110714	110714	110714	129524	129524	—	110714
§Grommet	—	—	—	—	—	—	—	185040
§Knob	—	—	—	—	736104	736104	—	—

Part No. Replaced by (see footnote)	72662A	72663A/H	72664A	†72665A/B (72699)	72666A	†72670A (72656)	†72671A (72636)	72673A/B
§Spindle and gear	736056	740786	745137	740786	740786	740786	740786	743088
Tube, rubber, spindle	—	740711	740711	740711	740711	740711	740711	740711
Nut, wheelbox fixing	—	153511	153511	153511	153511	153511	153511	153511
Bush, front	—	745143	745128	745145	745154	740880	—	743779
Bush, rear	—	745142	745124	745144	745155	740881	—	743780
Washer, rubber	—	—	740882	—	745156	740882	740820	—
Cover	—	—	—	743141	—	—	—	—
Screw, cover fixing	110714	110714	110714	126444	126444	126444	110714	110714
Screw, clamp fixing	110714	—	110714	—	—	—	110714	—

For illustrations, see page R21

Note. For replacement wheelbox spare parts, see appropriate column under part number † When ordering, quote part number shown in brackets
 ‡ Nut, clamp screw § Recommended spares for stock ¶ Washer, spring, clamp screw

WHEELBOXES (Windshield Wiper)



DETAILED SPARE PARTS

Part No. Replaced by (see footnote)	†72674A/B (72744)	72675A/B —	72676A/D —	72677A/B —	72680A/D —	72681A/B —	†72682A/D (72685)	72683A/B —
§Spindle and gear	740786	745188	740955	740786	740786	745137	740786	740835
Tube, rubber, spindle	740711	‡745283	740711	740711	740711	740711	740711	740711
Nut, wheelbox fixing	153511	177036	153511	153511	153511	153511	153511	153511
Bush, front	740880	‡745258	740818	743889	745205	743992	743946	740834
Nozzle	—	—	—	—	—	—	743294	—
Bush, rear	743508	—	743783	743890	745208	743938	744151	744101
Washer, rubber	740882	¶185051	—	740925	745207	740925	—	740820
Cover	—	—	—	—	—	—	—	—
Screw, cover fixing	126444	126903	110714	126444	126444	126444	110714	126444
Screw, clamp fixing	—	127824	—	—	—	—	—	—
Nut, clamp fixing	—	166032	—	—	—	—	—	—
Washer, clamp fixing	—	188408	—	—	—	—	—	—

Part No. Replaced by (see footnote)	72685A/E —	72686A/B —	72687A/B —	†72688A/B (72660)	72692A/D —	72693A/D —	72694A/B —	72695A/D —
§Spindle and gear	740786	740786	740786	740786	744544	740786	740786	743088
Tube, rubber, spindle	740711	740711	740711	740711	740711	740711	740711	740711
Nut, wheelbox fixing	153511	153511	153511	153511	153511	153511	153511	153511
Bush, front	743946	740880	744293	—	743992	745128	740922	744531
Nozzle	743294	—	—	—	—	—	—	743294
Bush, rear	744151	744281	744294	743158	744525	744545	744557	744455
Washer, rubber	—	740882	—	—	740925	744551	740925	—
Cover	—	—	—	—	—	—	—	—
Screw, cover fixing	110714	126444	126444	126444	126444	126444	126444	110714

Part No. Replaced by (see footnote)	72696A/D —	72698A/B —	72699A/B —	72700A —	72701A —	†72702A (72673)	†72703A/E (72699)	72704A/B —
§Spindle and gear	743088	740786	740786	745874	745874	743088	740786	744579
Tube, rubber, spindle	740711	740711	740711	740711	740711	740711	740711	—
Nut, wheelbox fixing	153511	153511	153511	153511	153511	153511	153511	153511
Bush, front	744859	740961	745145	744531	744859	743779	—	744357
Nozzle	743294	—	—	743294	743294	—	—	—
Bush, rear	744455	744983	745144	744455	744455	743780	54711303	744358
Washer, rubber	—	740882	—	—	—	—	—	—
Cover	—	740925	—	—	—	—	—	—
Screw, cover fixing	110714	126444	110714	110714	110714	110714	126444	126444


Part No.	72705A	72707A	72709A	72711A	72712A	72713A/B	72714A	72715A	72717A
§Spindle and gear	748751	740786	743088	748752	748752	748752	740786	740786	745874
Tube, rubber, spindle	740711	740711	740711	740711	740711	740711	740711	740711	740711
Nut, wheelbox fixing	153511	153511	153511	153511	153511	153511	153511	153511	153511
Bush, front	—	744293	745629	745145	54710155	744293	743889	740961	54710683
Nozzle	—	—	743294	—	—	—	—	—	54710699
Bush, rear	—	744358	743780	745144	54710155	744358	743890	744983	744455
Washer, rubber	—	—	—	—	740820	740820	740925	740882	—
Cover	—	—	—	—	—	—	—	—	—
Screw, cover fixing	110714	126444	110714	110714	110714	110714	126444	126444	110714

Part No.	72718A	72719A	72720A	72722A	72724A	72726A	72727A	72728A	72729A
§Spindle and gear	745874	740786	745874	743088	748752	740835	745874	743088	748752
Tube, rubber, spindle	740711	740711	740711	740711	740711	740711	740711	740711	740711
Nut, wheelbox fixing	153511	153511	153511	153511	153511	153511	153511	153511	153511
Bush, front	54710682	740657	54710150	744293	54710463	740880	743779	54711100	740961
Nozzle	54710699	—	—	—	—	—	—	—	—
Bush, rear	744455	54710776	54710644	744358	744358	743508	743780	54711101	744983
Washer, rubber	—	740659	—	—	—	740882	—	—	740882
Cover	—	—	—	—	—	—	—	—	—
Screw, cover fixing	110714	126444	110714	126444	110714	126444	110714	110714	110714

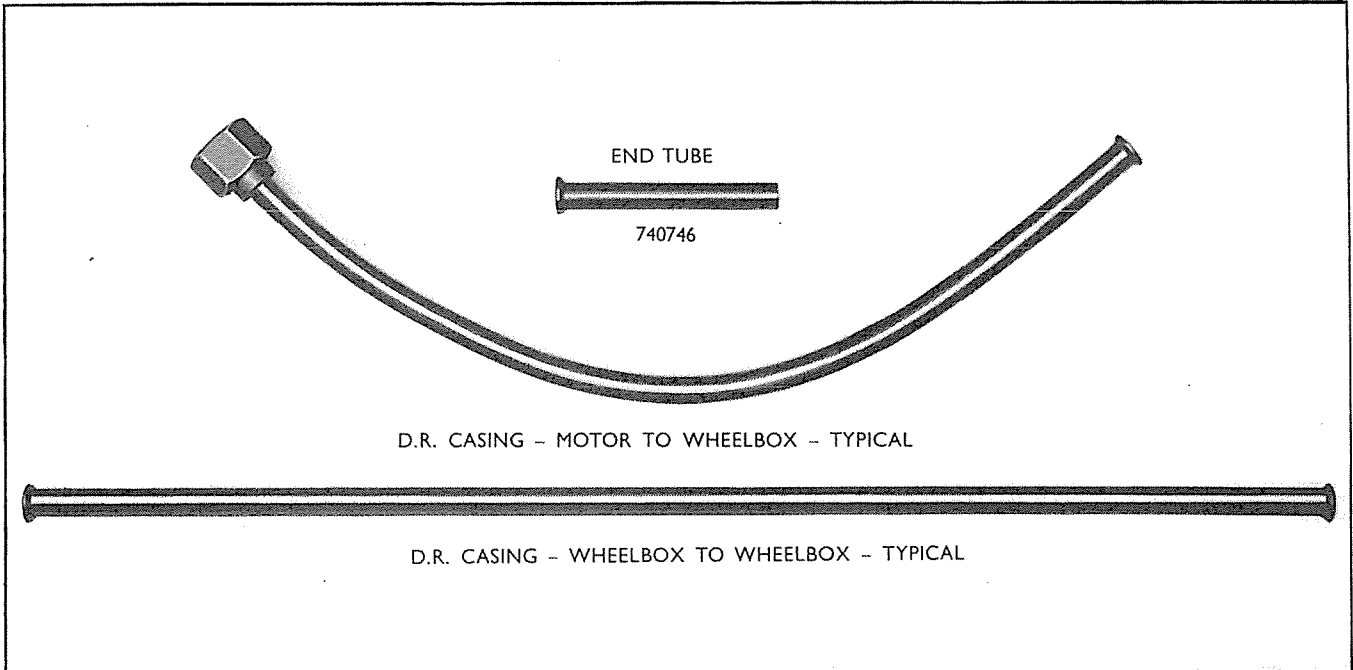
Part No.	72730A	72732A	72734A	72735A	72736A	72739A	72742A	72743A	72744A
§Spindle and gear	745874	748752	743088	743088	740786	748753	743088	744544	740786
Tube, rubber, spindle	740711	740711	740711	740711	740711	740711	740711	740711	740711
Nut, wheelbox fixing	153511	153511	153511	153511	153511	153511	153511	153511	153511
Bush, front	744454	740880	54711034	54711882	740818	740880	54712339	745128	740880
Nozzle	—	—	—	743294	—	—	743294	—	—
Bush, rear	744455	743508	54711033	54711033	743158	54712207	54711033	54711368	743508
Washer, rubber	—	740882	—	—	740820	740882	—	744551	740882
Cover	—	—	—	—	—	—	—	—	—
Screw, cover fixing	110714	110714	110714	110714	110714	110714	110714	110714	110714

For illustrations, see page R21

Note. For replacement wheelbox spare parts, see appropriate column under part number † When ordering, quote part number shown in brackets
 ‡ Body, wheelbox § Recommended spares for stock ¶ Stud, fixing ¶ Washer, fixing nut



DR TYPE CASINGS FOR CABLE RACKS



DR TYPE CASINGS


MOTOR TO WHEELBOX				WHEELBOX TO WHEELBOX			
Part No.	Part No.	Part No.	Part No.	Part No.	Part No.	Part No.	Part No.
740713	744007	745138	54710414	740714	744006	745039	54710180
740770	744048	745150	54710508	740776	744150	745066	54710208
740775	744099	745153	54710509	740779	744198	745119	54710349
740778	744149	745162	54710550	740781	744217	745127	54710363
740780	744197	745170	54710610	740782	744219	745133	54710551
740816	744249	745186	54710619	740814	744280	745139	54710612
740867	744283	745227	54710655	740889	744284	745151	54710620
740901	744299	745277	54710692	740917	744300	745168	54710693
740916	744306	745290	54710694	740953	744307	745179	54710695
740952	744327	745387	54710706	740963	744404	745226	54710839
740954	744403	745436	54710707	740982	744462	745278	54710839
740969	744463	745554	54710837	743317	744528	745386	54710951
743316	744529	745677	54710838	743510	744547	745555	54711060
743362	744546	745678	54710952	743665	744683	745713	54711250
743509	744550	745806	54711025	743706	744739	745807	54711271
743517	744682	747248	54711026	743711	744891	748795	54711647
743599	744738	748794	54711059	743778	745005	748803	54711649
743664	744838	748802	54711248	743819	745030	748868	54711716
743708	744892	748867	54711249	743881	745032	54710173	54712199
743709	745029	54710142	54711270				
743710	745037	54710143	54711301				
743777	745038	54710174	54711585				
743818	745050	54710186	54711609				
743880	745054	54710207	54711632				
743920	745065	54710280	54711646				
743940	745118	54710362	54711648				
743981	745132	54710413	54712198				
				END TUBE			
				Part No.	740746

CABLE RACKS AND CASINGS



FLEXIBLE CASINGS FOR CABLE RACKS

(CR and CRT Windshield Wipers)



Swaged end of cable casing

Shortened casing with ferrule attached

To simplify service on flexible outer cable rack casings for CR and CRT wiper mechanisms, we are now stocking these items in a number of standard lengths. This supersedes the previous arrangement of supplying special lengths of cable to suit each particular vehicle. The standard lengths now supplied are:

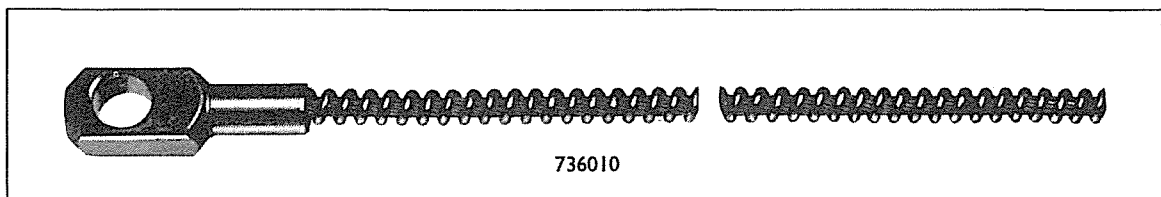
Length of Cable	Part No.	Length of Cable	Part No.
5 $\frac{1}{4}$ "	739833	22"	739868
10 $\frac{1}{2}$ "	739844	33 $\frac{11}{16}$ "	739858
16 $\frac{3}{32}$ "	739879	39 $\frac{1}{4}$ "	739866
20 $\frac{1}{2}$ "	739870		

When it is necessary to shorten the casing, it can be cut with a hacksaw to the required length. All rough edges should be cleaned off with a file after cutting.

If the length of casing required for the run between the gearbox and first wheelbox has to be shortened, a piece from the swaged end of the casing (see diagram) should be cut off. After cleaning, the loose ferrule, Part No. 738410 which is supplied with the kit, should be sweated on to the casing with its chamfered edge facing outwards to provide a lead-in for the inner driving cable. A normal soft solder can be used to secure the ferrule provided that the end of the casing and the bore of the ferrule are cleaned and tinned before assembly.

It is not necessary to solder a ferrule on to the length of casing fitted between the two wheelboxes; the casing clamps are sufficient to locate this straight run of cable where no flexing takes place.

CABLE RACKS




736010

For service purposes, cable rack assemblies are supplied in standard lengths. These may be cut down as required. Details of those available are shown below.

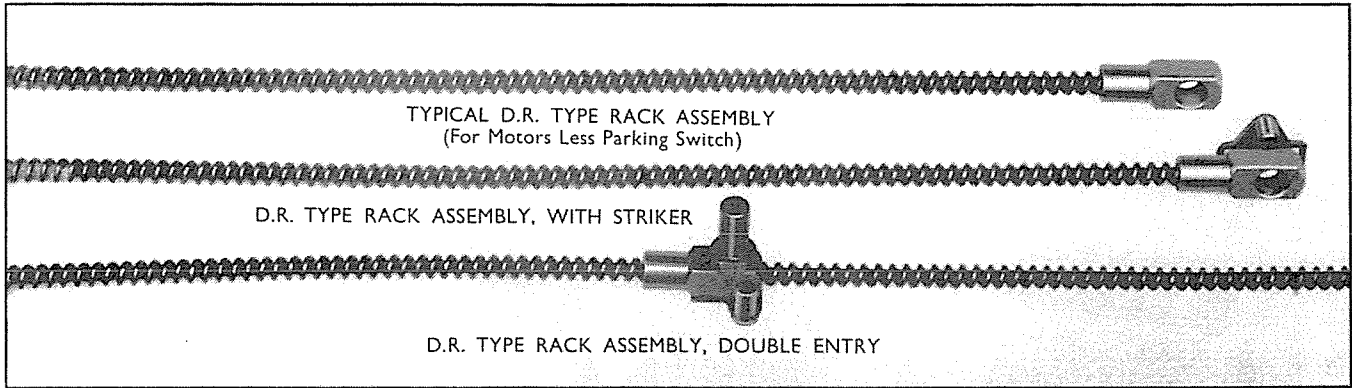
4W and CR WIPERS

Length	Part No.	Length	Part No.
5 $\frac{1}{16}$ "	738006	38 $\frac{3}{16}$ "	736177
13 $\frac{11}{16}$ "	736121	42 $\frac{3}{16}$ "	744833
21 $\frac{1}{16}$ "	738987	46 $\frac{5}{16}$ "	736307
27 $\frac{3}{16}$ "	736364	53 $\frac{7}{8}$ "	738499
33 $\frac{1}{16}$ "	738764	61 $\frac{3}{16}$ "	738223

Part No. 736024; Length 32 $\frac{1}{2}$ "; special guide block (no hole)



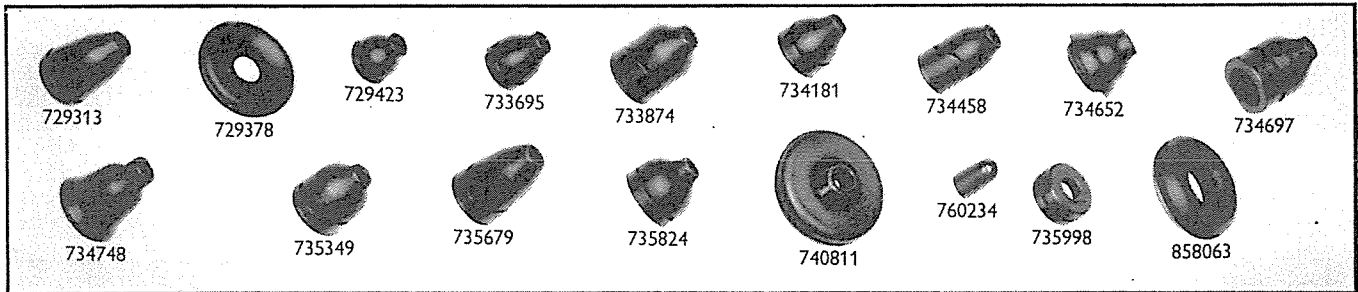
CABLE RACKS (Windshield Wiper)



For service purposes, cable rack assemblies are supplied in standard lengths. These may be cut down as required. Details of those available are shown below.

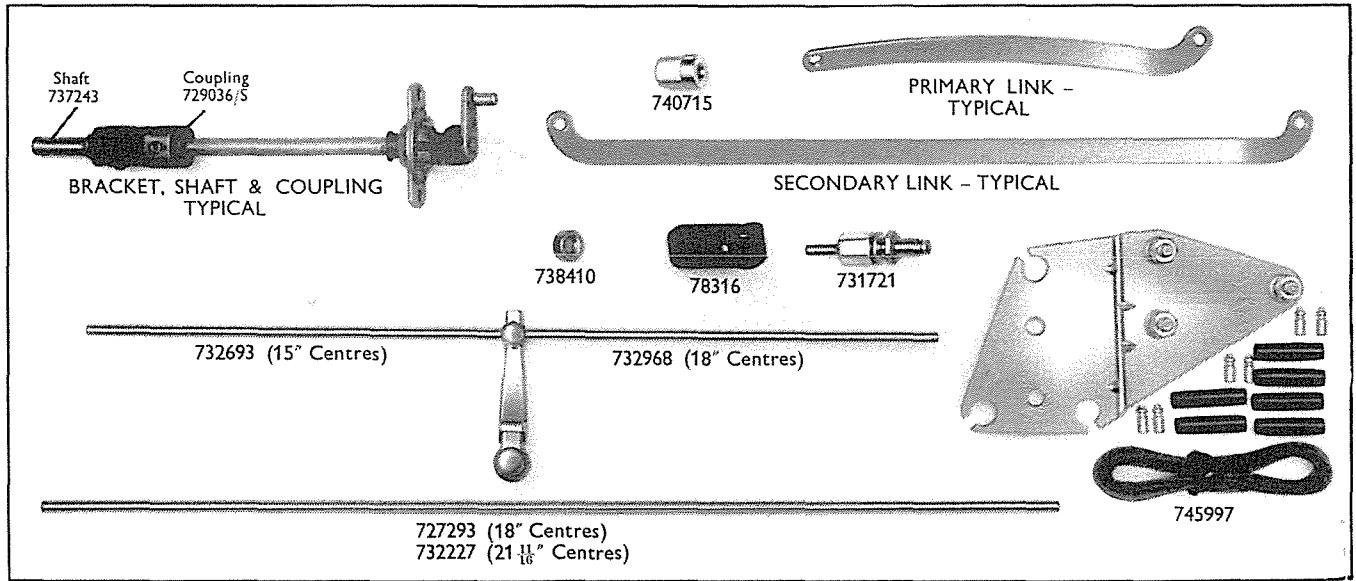

DR1 WIPERS		DR2 WIPERS		DR2 WIPERS (Double Entry)		DR3 WIPERS	
Length	Part No.	Length	Part No.	Length	Part No.	Length	Part No.
26 ³³ / ₃₂ "	743209	35 ³³ / ₃₂ "	743221	27 ¹ / ₂ "	743957	20 ³³ / ₃₂ "	54712402
42 ³¹ / ₃₂ "	741263	41 ³³ / ₃₂ "	743229	35 ¹ / ₂ "	743722	37 ¹³ / ₃₂ "	744254
50 ⁵ / ₃₂ "	741264	46 ¹³ / ₃₂ "	743235	39 ¹ / ₂ "	743955	47 ²⁹ / ₃₂ "	744256
56 ⁵ / ₃₂ "	741262	48 ³¹ / ₃₂ "	743238	40 ¹ / ₄ "	743950	50 ⁵ / ₃₂ "	744250
59 ³³ / ₃₂ "	741268	52 ¹³ / ₃₂ "	743243	41"	743959	56 ⁵ / ₃₂ "	744257
		58 ¹³ / ₃₂ "	743251			59 ³³ / ₃₂ "	744258
		60 ³¹ / ₃₂ "	743254				

GROMMETS



Part No.	Model	Fitted to
729313	CR4, CRT14 and SW4	Morgan, Sunbeam-Talbot and Triumph.
729378	SW4	Commer, Hillman, Jaguar, Lea Francis, Morgan, Morris, Rover, Singer, Standard, Sunbeam-Talbot, Triumph and Wolseley.
729423	CR1, CR2, CR4, CR6, CRT15 and SW4	Allard, Alvis, Aston Martin, Austin, Commer, Daimler, Healey, Jaguar, Karrier and Rover.
733695	CR4, CR6, CRT12 and SW4	Austin, Citroen, Healey and Jensen.
733874	CR2, CR4, CRT12, CRT14 and SW4 ..	Citroen, Commer, Hillman, Lea Francis, Rover, Singer, Standard and Wolseley.
734181	CR2, CR4, CRT14 and SW4	Alvis, Humber, Jaguar, Jensen, Lanchester, Singer and Standard.
734458	CR1, CR2, CR4, CRT14 and SW4 ..	Allard, Bristol, Commer, H.R.G., Jaguar, Karrier, Lea Francis, Morris, Nash-Healey and Riley.
734652	CR2 and SW4	Daimler, Lanchester, Riley and Wolseley.
734697	CR1, CR2 and CRT14	Alvis, Jowett and M.G.
734748	SW4	Wolseley.
735349	CR2, CR4, CRT14 and SW4	Commer, Daimler, Jowett, Rover and Triumph.
735679	SW4	Riley and Standard.
735824	CR1, CR4 and CRT14	Armstrong Siddeley, Humber and Lea Francis.
740811	DR	A.C. Cars, Alvis, Aston Martin, Austin, Citroen, Daimler, Jaguar, M.G., Morris, Riley, Simca Aronde and Wolseley.
760234	CRT	Daimler.
735998	CRT, CRT12 and CRT14	Conversion sets.
858063	CRT, CRT12 and CRT14	Conversion sets.

WINDSHIELD WIPER SUNDRIES



CW WIPER DETAILS

Couplings

Part No.	Size	Finish	Special Features
727293	18" centres	Chromium plated	Tubular; threaded both ends.
732191	18" centres	Chromium plated	Square bar.
732227	21 1/16" centres	Chromium plated	Tubular; threaded both ends.
732693	15" centres	Chromium plated	Tubular; threaded both ends.
732968	18" centres	Chromium plated	Tubular; threaded both ends.

DR WIPER DETAILS

Bracket, fixing	Ferrule	Circuit breaker
Part No. ‡745997	Part Nos. 738410 740715	Part No. 78316

SW4 WIPER DETAILS

Links, primary		Links, secondary		Brackets	Shafts
Part No.	Size	Part No.	Size	Part No.	Part No.
733813	6 1/4" centres	729234	17" centres	733826	735594
733820	11 1/16" centres	733817	14" centres	734476	737054
734457	6 3/16" centres	733819	18 1/2" centres	734489	737243
734463	5 1/4" centres	734455	16" centres	734625	737273
734756	8 1/2" centres	734787	16" centres	734678	
735383	4 9/16" centres	735501	14 3/8" centres	734747	
735448	6" centres	735683	19" centres	735395	
735685	8 7/16" centres	735686	15 1/16" centres	735404	
735697	5 1/8" centres	735687	12 1/16" centres	737306	
737067	8 1/2" centres	737071	13" centres		
737095	5 1/16" centres	737097	17 1/2" centres		
737166	6 3/8" centres	737167	18" centres		
737274	5 1/8" centres	737281	16" centres		
737297	6 3/4" centres	737285	7 1/16" centres		
737337	9 5/8" centres	737312	18" centres		
		737336	18" centres		
		737338	18" centres		

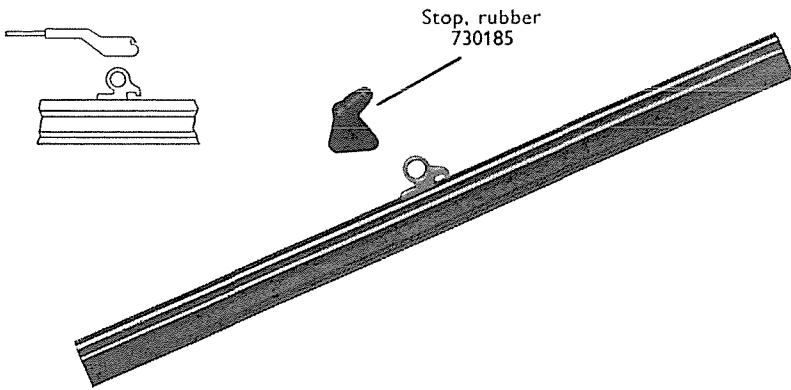
‡ Used when replacing DR1 motor by DR3 type



WINDSHIELD WIPER BLADES

WIPER BLADES FOR FLAT SCREENS

STANDARD HOOK TYPE

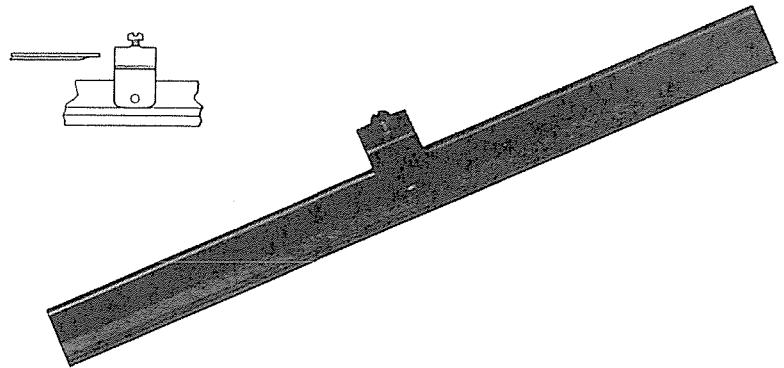


Length	Part No.	Finish	Type of Rubber
6"	727804	Black	5-ply
6"	727809	Chrome	5-ply
7"	727784	Chrome	5-ply
7"	727801	Black	5-ply
7½"	737424	Chrome	5-ply
8"	727707	Chrome	5-ply
8"	727802	Black	5-ply
9"	727759	Chrome	5-ply
9"	727803	Black	5-ply
10"	732642	Stainless	5-ply
11"	737673	Black	5-ply
11"	737800	Chrome	5-ply


STOP, RUBBER. Part No. 730185 is used with all standard type blades.

SCREW FIXING TYPE

Length	Part No.	Finish	Type of Rubber
11¾"	738930	Black	5-ply



WRIST ACTION TYPE



Length	Part No.	Finish	Type of Rubber
6"	737811	Chrome	5-ply
7"	737680	Chrome	5-ply
8"	†736414	Chrome	5-ply
8"	‡737681	Chrome	5-ply
9"	736412	Chrome	5-ply
9"	741543	Chrome	Moulded
10"	736428	Chrome	5-ply
10"	741680	Chrome	Moulded
11"	737883	Chrome	5-ply
12"	737886	Chrome	5-ply

† Die cast swivel carrier


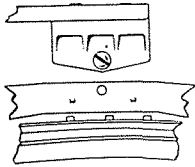
‡ Pressed carrier

continued

WINDSHIELD WIPER BLADES



WIPER BLADES FOR CURVED SCREENS



SCREW FIXING TYPE

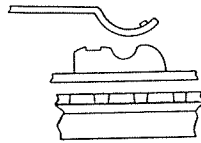
Length	Part No.	Finish	Type of Rubber
18"	54711074	Silver grey	Moulded

DETAILED PARTS


Description	Part No.
Rubber, with backing plate ..	54712384
Cap, rubber retaining	54712385

WRIST ACTION (RAINBOW) TYPE

Length	Part No.	Finish	Type of Rubber
8"	737910	Chrome	Moulded
9"	738724	Chrome	Moulded
10"	54710656	Chrome	Moulded
10"	54711614	Chrome	Moulded
11"	737897	Chrome	Moulded
11"	54711280	Chrome	Moulded



Peg Type
Rubber Fixing



DETAILED PARTS

	737897	737910	738724
Rubber, with backing plate	737918	737919	738736
Cap, rubber retaining	737916	—	—
Peg	—	737675	737675
	54710656	54711280	54711614
Rubber, with backing plate	54711103	54711780	54713149
Cap, rubber retaining	—	737916	737916
Peg	54710968	—	—



WINDSHIELD WIPER BLADES

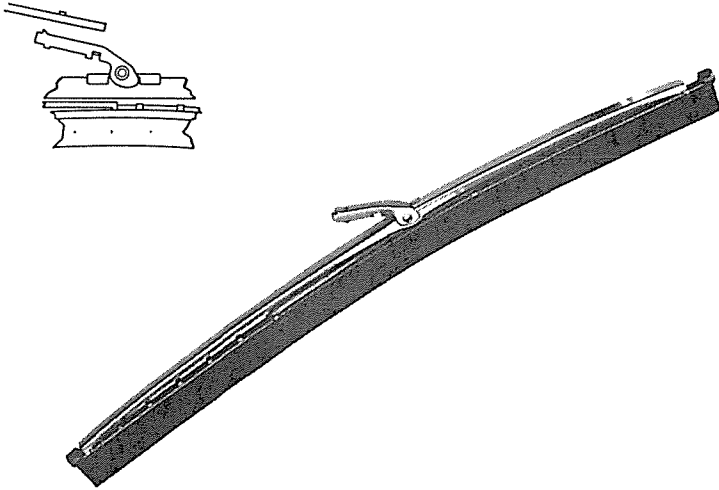
WIPER BLADES FOR CURVED SCREENS

BAYONET TYPE


Length	Part No.	Finish	Type of Rubber
10"	54711613	Chrome	Moulded
11"	54711281	Chrome	Moulded
11"	54711282	Chrome	Moulded
12"	54711283	Chrome	Moulded
14"	54711284	Silver grey	Moulded
14"	54711285	Chrome	Moulded

DETAILED PARTS

	54711281	54711282	54711283
Rubber, with backing plate	54711743	54711780	54711781
Cap, rubber retaining	737916	737916	737916
	54711284	54711285	54711613
Rubber, with backing plate	54712205	54712205	54712462
Cap, rubber retaining	737916	737916	737916



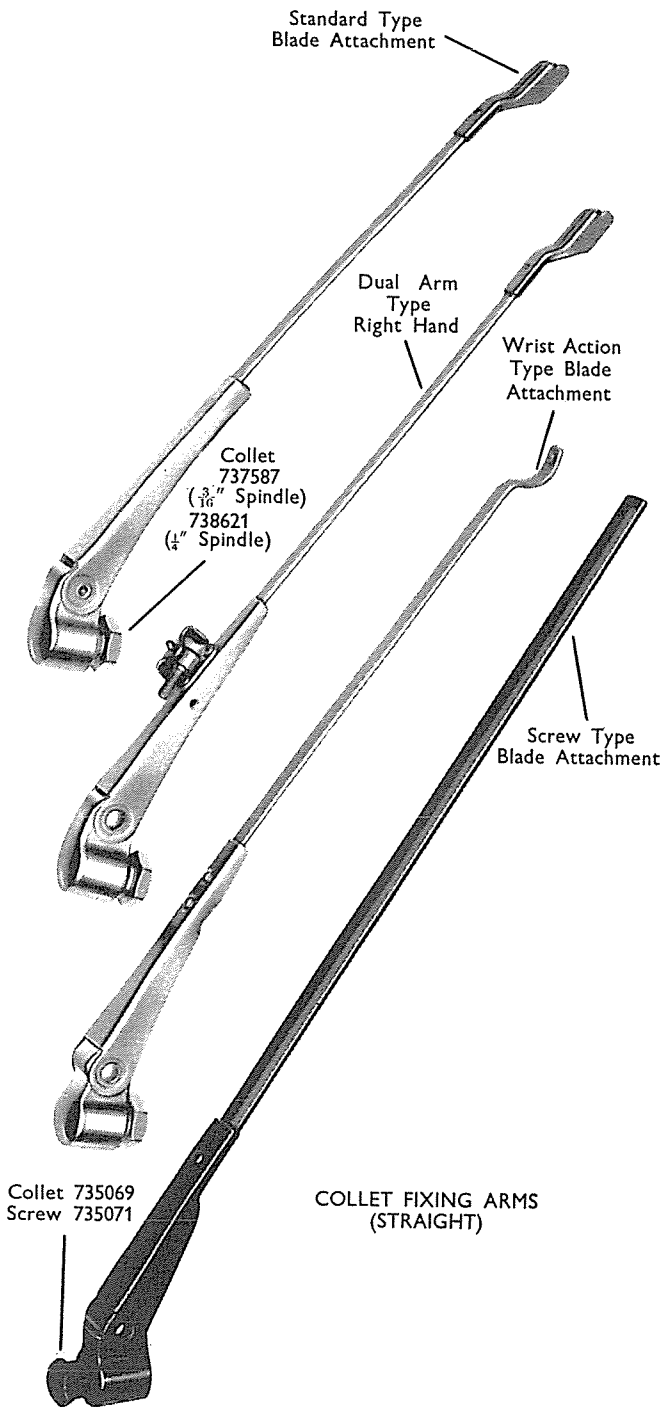
RUBBER AND BACKING PLATE ASSEMBLIES FOR RAINBOW BLADES



WINDSHIELD WIPER ARMS



COLLET FIXING



STRAIGHT — Standard Type Blade Attachment

Length	Part No.	Finish	Spindle Size	Special Features
5 1/2" - 7 3/8"	735097	Black	3/16"	Adjustable
5 1/2" - 7 3/8"	735099	Chrome	3/16"	Adjustable
7 1/2" - 9"	737839	Chrome	1/4"	Adjustable; lock back
8 1/2"	735052	Chrome	1/4"	—
8 1/2"	735054	Black	1/4"	—
9"	735060	Black	1/4"	—
9"	742312	Chrome	3/16"	Lock back
9 1/2"	735064	Black	1/4"	—
10 1/2"	735072	Black	1/4"	—
10 1/2"	735156	Black	3/16"	90° lift
10 1/2"	742313	Chrome	3/16"	Lock back

STRAIGHT — DUAL ARM Standard Type Blade Attachment

Length	Part No.	Finish	Spindle Size	Special Features
4 1/2"	735102	Chrome	3/16"	Dual arm; R.H.
4 1/2"	735103	Chrome	3/16"	Dual arm; L.H.
5 1/2"	735110	Chrome	3/16"	Dual arm; R.H.
5 1/2"	735111	Chrome	3/16"	Dual arm, L.H.
6 1/2"	735118	Chrome	3/16"	Dual arm; R.H.
6 1/2"	735119	Chrome	3/16"	Dual arm; L.H.
8"	735132	Chrome	3/16"	Dual arm; R.H.
8"	735133	Chrome	3/16"	Dual arm; L.H.
9 1/2"	735144	Chrome	3/16"	Dual arm; R.H.
9 1/2"	735145	Chrome	3/16"	Dual arm; L.H.

STRAIGHT — Wrist Action Type Blade Attachment

Length	Part No.	Finish	Spindle Size	Special Features
6"	742294	Chrome	1/4"	Lock back
7"	742295	Chrome	1/4"	Lock back
7 1/2"	742290	Chrome	1/4"	Lock back
7 1/2"	742297	Chrome	3/16"	Lock back
8"	742291	Chrome	1/4"	Lock back
8 1/2"	736423	Chrome	1/4"	—
9"	742296	Chrome	1/4"	Lock back
9 1/2"	736430	Chrome	1/4"	—
10 1/2"	742293	Chrome	1/4"	Lock back
10 1/2"	742298	Chrome	3/16"	Lock back

STRAIGHT — Screw Type Blade Attachment

Length	Part No.	Finish	Spindle Size
10 1/4"	738929	Black	1/4"

continued



WINDSHIELD WIPER ARMS


COLLET FIXING

CRANKED — Standard Type Blade Attachment

Length	Part No.	Finish	Crank	Spindle Size	Special Features
8"	742277	Chrome	15° R.H.	1/4"	Lock back
8 1/2"	737696	Black	15° L.H.	1/4"	—
8 3/4"	742276	Chrome	15° R.H.	1/4"	Lock back
9"	737444	Black	15° R.H.	1/4"	—
9"	737445	Black	15° L.H.	1/4"	—
9"	742272	Chrome	15° R.H.	1/4"	Lock back
9"	742273	Chrome	15° L.H.	1/4"	Lock back
9 1/2"	737762	Black	15° R.H.	1/4"	—
9 1/2"	737763	Black	15° L.H.	1/4"	—
9 1/2"	742274	Chrome	15° R.H.	1/4"	Lock back
9 1/2"	742275	Chrome	15° L.H.	1/4"	Lock back
10"	737639	Black	15° L.H.	1/4"	—
10"	737640	Black	15° R.H.	1/4"	—
10 1/4"	737495	Black	15° R.H.	1/4"	—
10 1/2"	737496	Black	15° L.H.	1/4"	—
10 3/4"	737780	Black	10° R.H.	1/4"	—
10 3/4"	737806	Black	10° L.H.	1/4"	—
10 3/4"	737830	Black	30° L.H.	1/4"	—
10 3/4"	737831	Black	30° R.H.	1/4"	—
10 3/4"	742270	Chrome	15° R.H.	1/4"	Lock back
10 3/4"	742271	Chrome	15° L.H.	1/4"	Lock back
10 3/4"	742280	Chrome	30° R.H.	1/4"	Lock back
10 3/4"	742281	Chrome	30° L.H.	1/4"	Lock back

CRANKED — Wrist Action Type Blade Attachment

Length	Part No.	Finish	Crank	Spindle Size	Special Features
6"	742156	Chrome	25° L.H.	1/4"	Lock back
6"	742157	Chrome	25° R.H.	1/4"	Lock back
7"	742158	Chrome	15° R.H.	1/4"	Lock back
7"	742159	Chrome	15° L.H.	1/4"	Lock back
8 1/4"	742142	Chrome	10° R.H.	1/4"	Lock back
8 1/4"	742143	Chrome	10° L.H.	1/4"	Lock back
8 1/2"	742150	Chrome	15° R.H.	1/4"	Lock back
8 1/2"	742151	Chrome	15° L.H.	1/4"	Lock back
9"	737575	Chrome	10° R.H.	1/4"	—
9"	742144	Chrome	15° R.H.	1/4"	Lock back
9"	742145	Chrome	15° L.H.	1/4"	Lock back
9"	742160	Chrome	10° L.H.	1/4"	Lock back
9 1/2"	742140	Chrome	10° R.H.	1/4"	Lock back
9 1/2"	742141	Chrome	10° L.H.	1/4"	Lock back
9 1/2"	742146	Chrome	15° R.H.	1/4"	Lock back
9 1/2"	742147	Chrome	15° L.H.	1/4"	Lock back
10"	742154	Chrome	15° R.H.	1/4"	Lock back
10"	742155	Chrome	15° L.H.	1/4"	Lock back
10"	742282	Chrome	20° L.H.	1/4"	Lock back
10"	742349	Chrome	20° R.H.	1/4"	Lock back
10 3/8"	742148	Chrome	15° R.H.	1/4"	Lock back
10 3/8"	742149	Chrome	15° L.H.	1/4"	Lock back
10 3/8"	742152	Chrome	10° R.H.	1/4"	Lock back
10 3/8"	742153	Chrome	10° L.H.	1/4"	Lock back
11 3/16"	745967	Chrome and black	20° R.H.	1/4"	Lock back
11 3/16"	745968	Chrome and black	20° L.H.	1/4"	Lock back



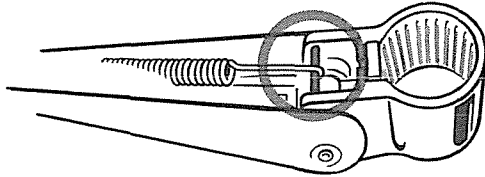
WINDSHIELD WIPER ARMS



COLOUR CODE FOR SPRING TENSIONS

Certain coil spring loaded arms are similar in construction except for the difference in pressure exerted on the screen. The correct pressure can be selected by using the following code. The colour of the spring anchor pin denoting the load.

Black ..	3-5 ozs.	Red ..	9-11 ozs.
Green ..	5-7 ozs.	White ..	11-13 ozs.
Blue ..	7-9 ozs.	Yellow ..	13-16 ozs.



Bayonet Type Blade Attachment



SPLINE FIXING ARM
(CRANKED)

SPLINE FIXING

COIL SPRING TYPES

CRANKED — Bayonet Type Blade Attachment

Length	Part No.	Finish	Crank	Colour Code
10 $\frac{1}{4}$ "	54711525	Chrome	10° R.H.	Blue
10 $\frac{1}{4}$ "	54711526	Chrome	10° L.H.	Blue
10 $\frac{3}{8}$ "	54712030	Chrome	10° R.H.	Blue
10 $\frac{3}{8}$ "	54712031	Chrome	10° L.H.	Blue
11"	54712027	Chrome	10° R.H.	Yellow
11 $\frac{1}{4}$ "	54711534	Chrome	10° R.H.	Blue
11 $\frac{1}{4}$ "	54711535	Chrome	10° L.H.	Blue
11 $\frac{1}{2}$ "	54710232	Silver grey	10° R.H.	Blue
11 $\frac{1}{2}$ "	54710233	Silver grey	10° L.H.	Blue
11 $\frac{1}{2}$ "	54711212	Chrome	10° L.H.	Red
11 $\frac{1}{2}$ "	54711530	Silver grey	20° R.H.	Blue
11 $\frac{1}{2}$ "	54711531	Silver grey	20° L.H.	Blue
11 $\frac{1}{2}$ "	54711536	Chrome	10° R.H.	Blue
11 $\frac{1}{2}$ "	54711537	Chrome	10° L.H.	Blue
11 $\frac{3}{4}$ "	54711434	Chrome	10° L.H.	Red
12"	54710008	Chrome	10° R.H.	White
12"	54710009	Chrome	10° L.H.	White
12"	†54711431	Chrome	10° R.H.	Blue
12"	†54711432	Chrome	10° L.H.	Blue
12"	54711532	Chrome	10° R.H.	Blue
12"	54711533	Chrome	10° L.H.	Blue
12"	54711552	Chrome	10° R.H.	Red
12"	54711553	Chrome	10° L.H.	Red
12"	54712028	Silver grey	10° R.H.	Blue
12"	54712029	Silver grey	10° L.H.	Blue
12 $\frac{1}{4}$ "	54710230	Silver grey	10° L.H.	Blue
12 $\frac{1}{4}$ "	54710231	Silver grey	10° R.H.	Blue
12 $\frac{1}{2}$ "	54711538	Chrome	10° R.H.	Blue
12 $\frac{1}{2}$ "	54711539	Chrome	10° L.H.	Blue
12 $\frac{1}{2}$ "	54711540	Silver grey	10° R.H.	Blue
12 $\frac{1}{2}$ "	54711541	Silver grey	10° L.H.	Blue
12 $\frac{1}{2}$ "	54711542	Silver grey	15° R.H.	Blue
12 $\frac{1}{2}$ "	54711543	Silver grey	15° L.H.	Blue
13"	54711544	Chrome	10° R.H.	Blue
13"	54711545	Chrome	10° L.H.	Blue
13 $\frac{1}{2}$ "	54711211	Chrome	10° L.H.	White
14"	54711546	Chrome	10° R.H.	Blue
14"	54711547	Chrome	10° L.H.	Blue

COLLET FIXING

COIL SPRING TYPES

CRANKED — Bayonet Type Blade Attachment

Length	Part No.	Finish	Crank	Colour Code
11 $\frac{1}{4}$ "	745643	Chrome	10° L.H.	Red
11 $\frac{1}{4}$ "	745644	Chrome	10° R.H.	Red

† Special for Rolls-Royce

continued

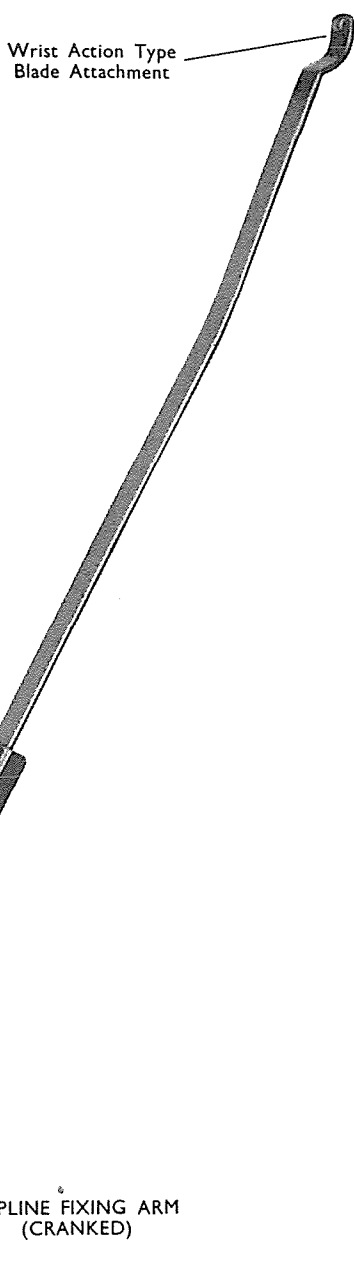


WINDSHIELD WIPER ARMS

SPLINE FIXING

COIL SPRING TYPES

CRANKED – Wrist Action Type Blade Attachment



Length	Part No.	Finish	Crank	Colour Code
9"	54711565	Chrome	15° R.H.	Blue
9"	54711566	Chrome	15° L.H.	Blue
9 $\frac{1}{4}$ "	54711567	Chrome	15° R.H.	Blue
9 $\frac{1}{4}$ "	54711568	Chrome	15° L.H.	Blue
10 $\frac{1}{2}$ "	54711557	Chrome	10° R.H.	Green
10 $\frac{1}{2}$ "	54711558	Chrome	10° L.H.	Green
10 $\frac{1}{2}$ "	54711569	Chrome	10° R.H.	Blue
10 $\frac{1}{2}$ "	54711570	Chrome	10° L.H.	Blue
11 $\frac{1}{2}$ "	54711555	Chrome	10° R.H.	Blue
11 $\frac{1}{2}$ "	54711556	Chrome	10° L.H.	Blue
11 $\frac{1}{2}$ "	54711561	Chrome	10° R.H.	Green
11 $\frac{1}{2}$ "	54711562	Chrome	10° L.H.	Green
11 $\frac{1}{2}$ "	54711573	Chrome	10° R.H.	White
11 $\frac{1}{2}$ "	54711574	Chrome	10° L.H.	White
12 $\frac{1}{2}$ "	743528	Chrome	15° R.H.	Blue
12 $\frac{1}{2}$ "	743529	Chrome	15° L.H.	Blue
12 $\frac{1}{2}$ "	745652	Chrome	15° R.H.	White
12 $\frac{1}{2}$ "	745653	Chrome	15° L.H.	White
12 $\frac{1}{2}$ "	54711450	Chrome	10° R.H.	Red
12 $\frac{1}{2}$ "	54711451	Chrome	10° L.H.	Red
12 $\frac{1}{2}$ "	54711563	Chrome	10° R.H.	Green
12 $\frac{1}{2}$ "	54711564	Chrome	10° L.H.	Green
12 $\frac{1}{2}$ "	54711571	Chrome	10° R.H.	Blue
12 $\frac{1}{2}$ "	54711572	Chrome	10° L.H.	Blue

LOCK BACK TYPES

CRANKED – Wrist Action Type Blade Attachment

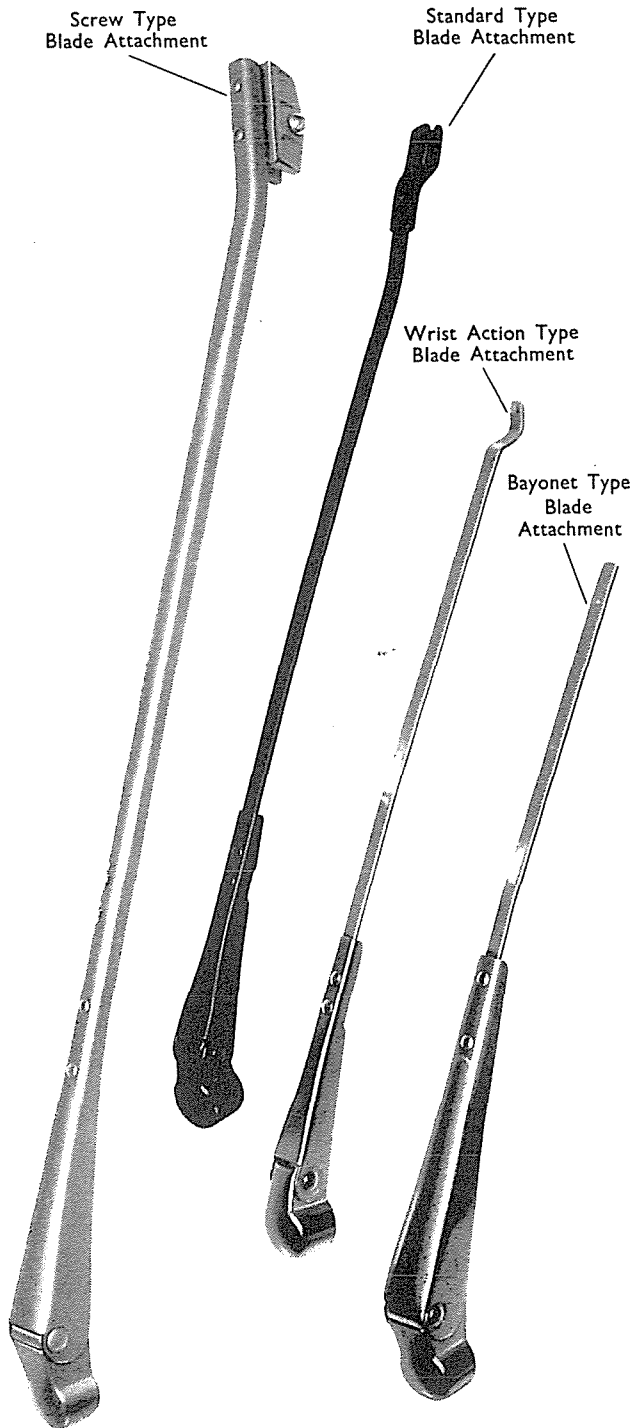
Length	Part No.	Finish	Crank
8"	745089	Chrome	15° R.H.
8 $\frac{1}{2}$ "	745076	Chrome	15° L.H.
8 $\frac{1}{2}$ "	745077	Chrome	15° R.H.
9"	745075	Chrome	15° R.H.
9"	745084	Chrome	15° L.H.
9 $\frac{1}{2}$ "	745073	Chrome	10° R.H.
9 $\frac{1}{2}$ "	745074	Chrome	10° L.H.
9 $\frac{1}{2}$ "	745082	Chrome	15° R.H.
9 $\frac{1}{2}$ "	745083	Chrome	15° L.H.
10"	745080	Chrome	10° R.H.
10"	745081	Chrome	10° L.H.
10"	745085	Chrome	15° R.H.
10"	745086	Chrome	15° L.H.
10 $\frac{1}{2}$ "	745071	Chrome	10° R.H.
10 $\frac{1}{2}$ "	745072	Chrome	10° L.H.
10 $\frac{1}{2}$ "	745384	Chrome	30° R.H.
10 $\frac{1}{2}$ "	745385	Chrome	30° L.H.

continued

WINDSHIELD WIPER ARMS



SPLINE FIXING



SPLINE FIXING ARMS

COIL SPRING TYPES

CRANKED – Screw Type Blade Attachment

Length	Part No.	Finish	Crank	Colour Code
14"	54712110	Silver grey	20° R.H.	Red
14"	54712111	Silver grey	20° L.H.	Red

STRAIGHT – Wrist Action Type Blade Attachment

Length	Part No.	Finish	Colour Code
8"	741813	Chrome	Red
11½"	54712081	Chrome	Green

STRAIGHT – Bayonet Type Blade Attachment

Length	Part No.	Finish	Colour Code
8¾"	54711529	Chrome	Blue
11½"	54711202	Chrome	Red
12"	†54710542	Chrome	Blue
12"	54712050	Chrome	Blue
13½"	54711201	Chrome	White
14"	54712051	Silver grey	Blue

LOCK BACK TYPES

CRANKED – Standard Type Blade Attachment

Length	Part No.	Finish	Crank
10½"	745380	Black	10° R.H.
10½"	745381	Black	10° L.H.
10½"	745382	Black	30° R.H.
10½"	745383	Black	30° L.H.

STRAIGHT – Wrist Action Type Blade Attachment

Length	Part No.	Finish	Special Features
8"	741488	Chrome	—
8½"	741485	Chrome	—
9"	741489	Chrome	—
9½"	741487	Chrome	—
10"	741450	Chrome	With roller
10½"	741486	Chrome	—

† Complete with bracket and nylon peg

continued



WINDSHIELD WIPER ARMS

UNIVERSAL REPLACEMENT ARMS

Designed to replace wiper arms on most British and American cars and trucks

The new range provides suitable replacements for arms between 7½" and 13½" in length and of varying designs for blade and spindle fixing. All arms can be adjusted to suit any degree of crank.

UNIVERSAL ARMS

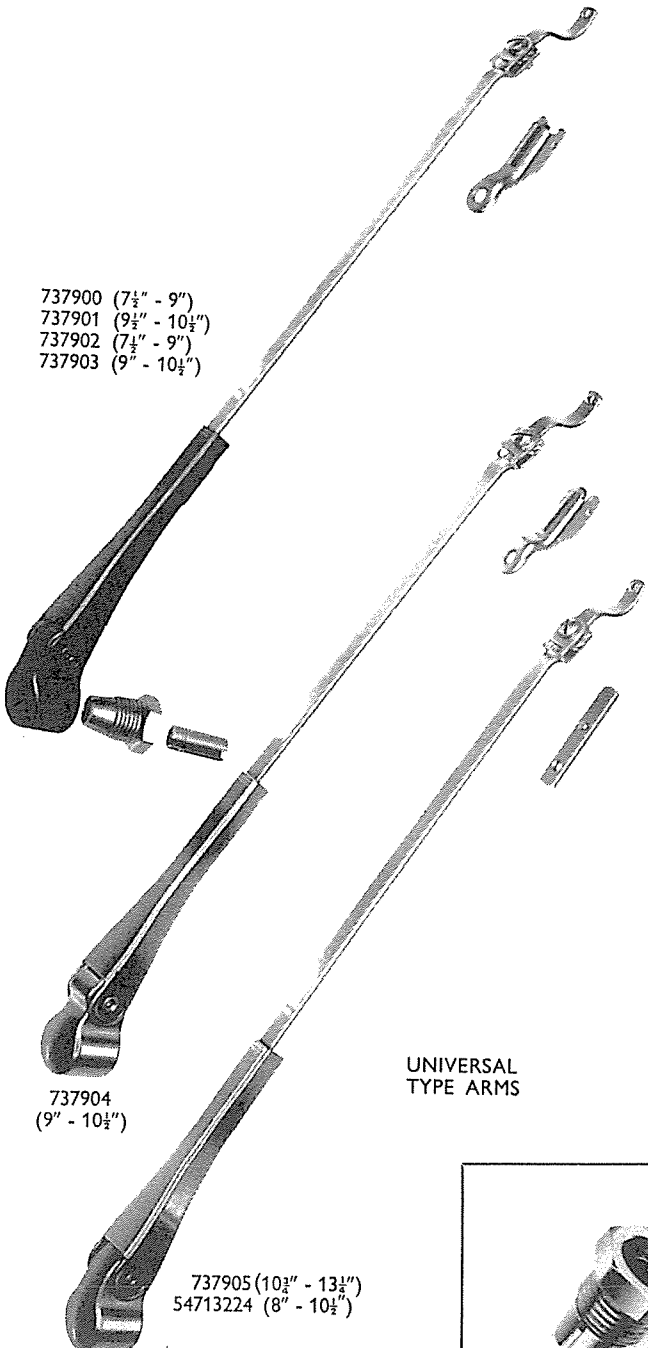
Length	Part No.	Finish	Spindle Size	Special Features
7½" - 9"	737900	Black	¼" or ⅜"	—
7½" - 9"	737902	Chrome	¼" or ⅜"	Lock back
9" - 10½"	737903	Chrome	¼" or ⅜"	Lock back
9" - 10½"	737904	Chrome	Splined	Lock back
9" - 10½"	737901	Black	¼" or ⅜"	—
10½" - 13½"	737905	Chrome	Splined	Coil spring
8" - 10½"	54713224	Chrome	Splined	Coil spring

COLLET FIXING DETAILS

	737900	737901	737902	737903
Collet	738621	738621	738621	738621
Sleeve	738702	738702	738702	738702
Attachment (Wrist action)	737857	737857	737857	737857
(Standard) ..	737856	737856	737856	737856
Screw	737710	737710	737710	737710
Plate	737854	737854	737854	737854
Washer	737855	737855	737855	737855

SPLINE FIXING DETAILS

	737904	737905	54713224
Attachment (Wrist action) ..	737857	737857	737857
(Standard)	737856	—	—
(Bayonet)	—	54713225	54713225
Screw	737710	737710	737710
Plate	737854	737854	737854
Washer	737855	737855	737855

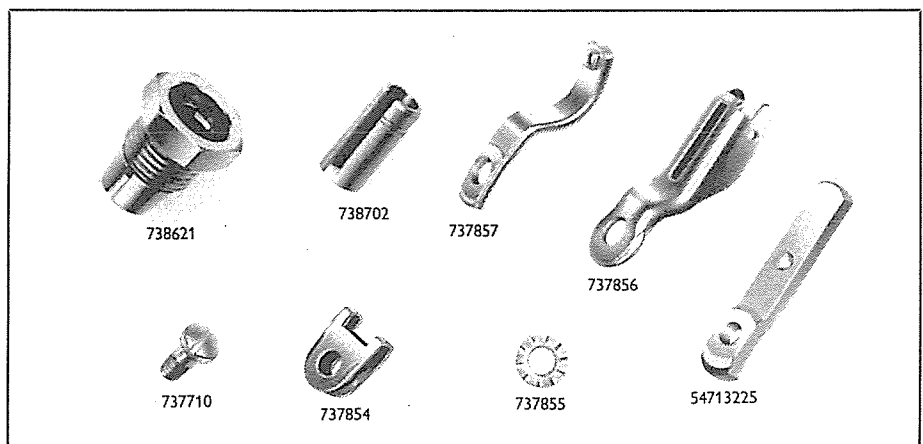


737900 (7½" - 9")
737901 (9" - 10½")
737902 (7½" - 9")
737903 (9" - 10½")

737904
(9" - 10½")

UNIVERSAL
TYPE ARMS

737905 (10½" - 13½")
54713224 (8" - 10½")



738621

738702

737857

737856

737710

737854

737855

54713225

continued

WINDSHIELD WIPER ARMS



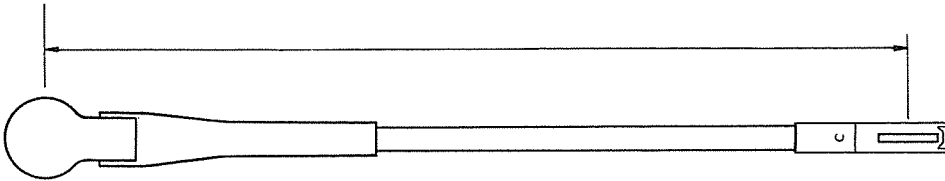
UNIVERSAL REPLACEMENT ARMS

Part No.	Universal Replacement	Part No.	Universal Replacement	Part No.	Universal Replacement
735052	737902	742150	737902	54710005	737905
735054	737900	742151	737902	54710006	737905
735060	737900	742152	737903	54710008	737905
735064	737901	742153	737903	54710009	737905
735072	737901	742154	737903	54710542	737905
735156	737901	742155	737903	54711202	737905
736423	737902	742160	737902	54711212	737905
736430	737903	742270	737903	54711431	737905
737444	737900	742271	737903	54711432	737905
737445	737900	742272	737902	54711434	737905
737495	737901	742273	737902	54711450	737905
737496	737901	742274	737903	54711451	737905
737575	737902	742275	737903	54711525	54713224
737622	737902	742276	737902	54711526	54713224
737639	737901	742277	737902	54711529	54713224
737640	737901	742280	737903	54711532	737905
737696	737900	742281	737903	54711533	737905
737762	737901	742282	737903	54711534	737905
737763	737901	742290	737902	54711535	737905
737780	737901	742291	737902	54711536	737905
737806	737901	742293	737903	54711537	737905
737830	737901	742296	737902	54711538	737905
737831	737901	742297	737902	54711539	737905
737839	737902	742298	737903	54711544	737905
741240	737903	742312	737902	54711545	737905
741241	737903	742313	737903	54711552	737905
741246	737903	742349	737903	54711553	737905
741247	737903	743523	737905	54711555	737905
741483	737903	743527	737905	54711556	737905
741485	737902	743528	737905	54711557	54713224
741486	737903	743529	737905	54711558	54713224
741487	737903	744140	737905	54711561	737905
741488	737902	745071	737904	54711562	737905
741489	737902	745072	737904	54711563	737905
741810	737905	745073	737904	54711564	737905
741813	54713224	745074	737904	54711565	54713224
741832	737902	745075	737904	54711566	54713224
741833	737902	745080	737904	54711567	54713224
741836	737905	745081	737904	54711568	54713224
741837	737905	745082	737904	54711569	54713224
741838	737905	745083	737904	54711570	54713224
741839	737905	745084	737904	54711571	737905
741847	54713224	745085	737904	54711572	737905
741848	737905	745086	737904	54711573	737905
742142	737902	745089	54713224	54711574	737905
742143	737902	745384	737904	54712027	737905
742144	737902	745385	737904	54712030	737905
742145	737902	745651	54713224	54712031	737905
742148	737903	745652	737905	54712050	737905
742149	737903	745653	737905	54712081	737905

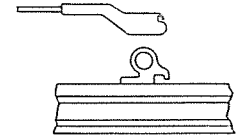


WINDSHIELD WIPER ARMS

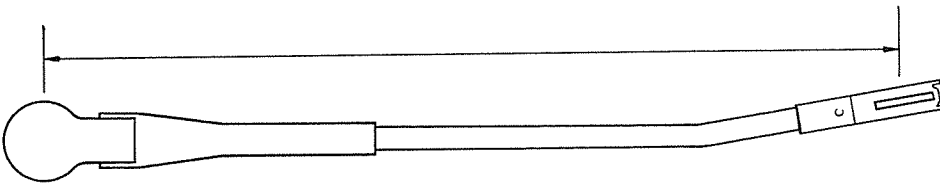
MEASURING LUCAS WIPER ARMS



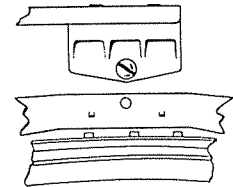
Lucas Adjustable Arms should be measured from centre of head to centre of clip or hook and dimensions given for fully closed and fully extended.



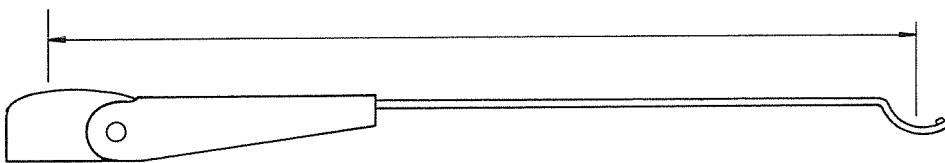
STANDARD FIXING



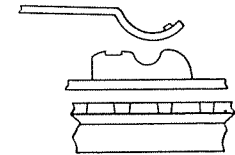
Lucas fixed length arms, straight or cranked, are measured from centre of head to centre of clip or hook.



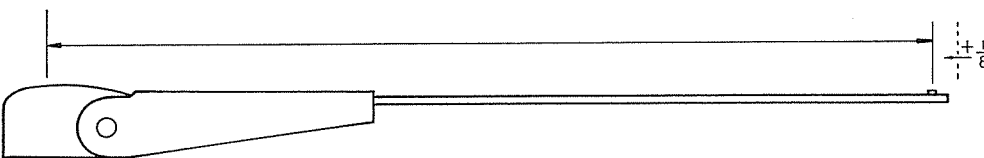
SCREW FIXING



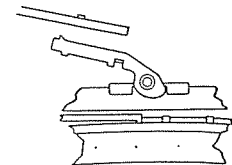
Wrist Action type arms should be measured to centre of hook as illustrated.



WRIST ACTION



Flat ended bayonet type arms should be measured to centre of pip, and then add $\frac{1}{8}$ " to arrive at catalogued length.



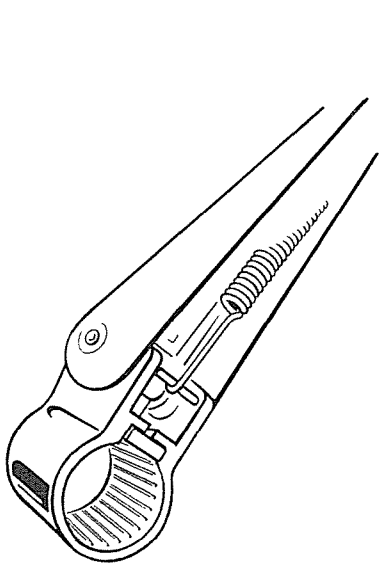
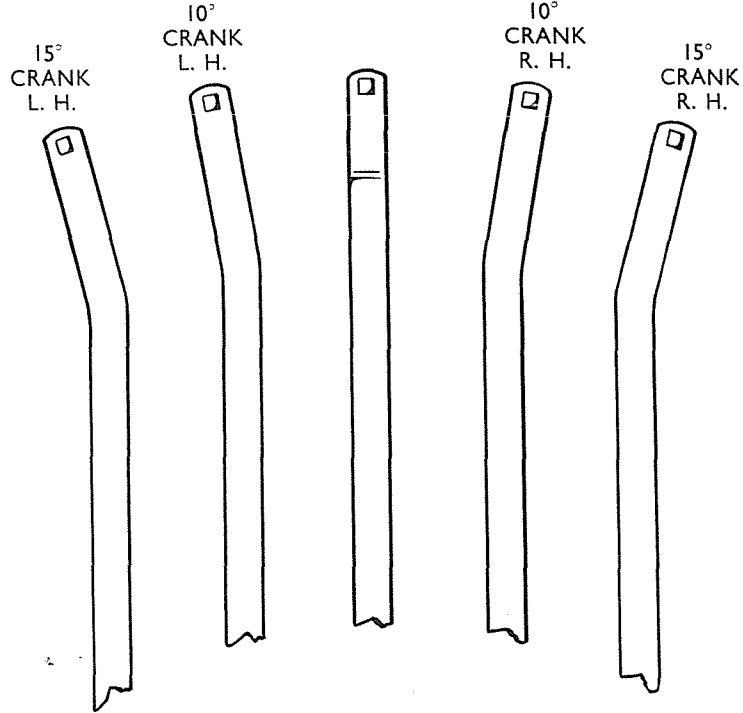
BAYONET FIXING

WINDSHIELD WIPER ARMS

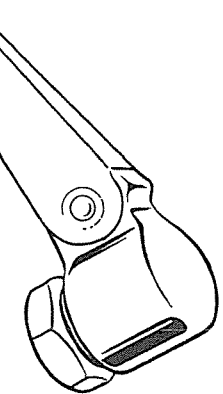
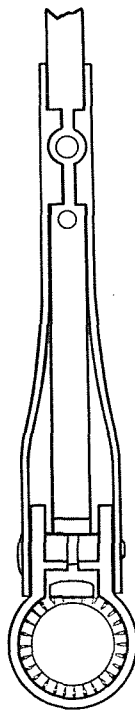


ANGLE OF CRANK

To determine the angle of crank, Wiper Arm should be placed in the appropriate position below.



SPLINE FIXING
COIL SPRING NON-LOCK BACK



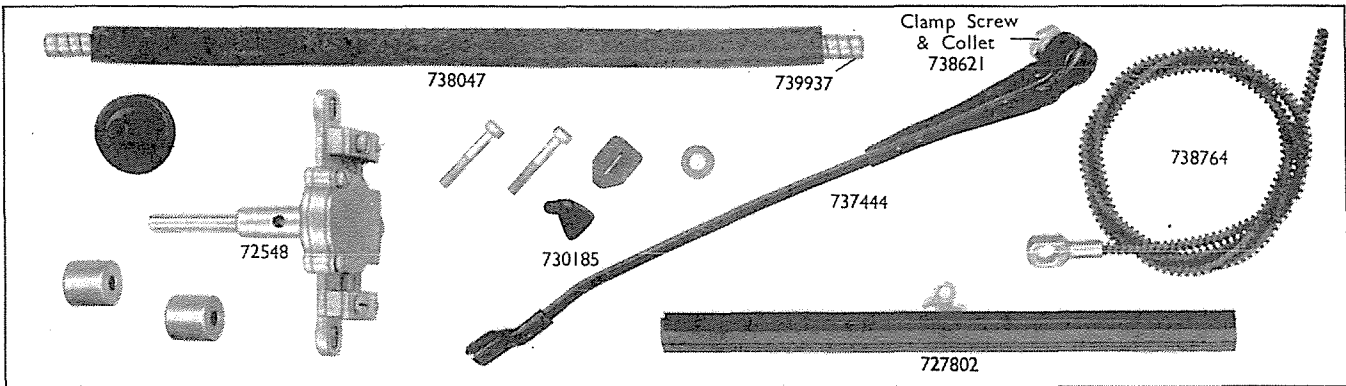
COLLET FIXING

The expression "LEFT HAND" and "RIGHT HAND" is as viewed from the driver's seat.



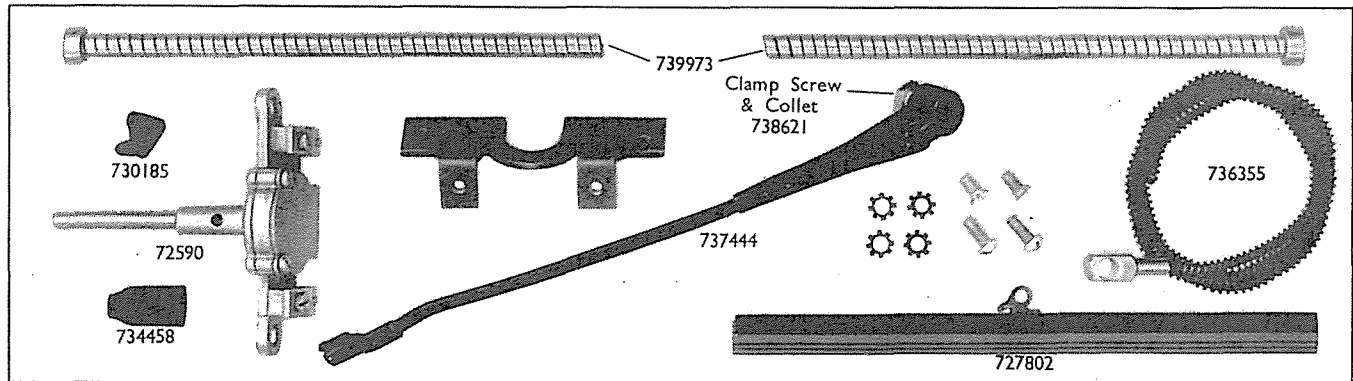
DUAL ARM ATTACHMENT SETS

for converting from single to dual wipe



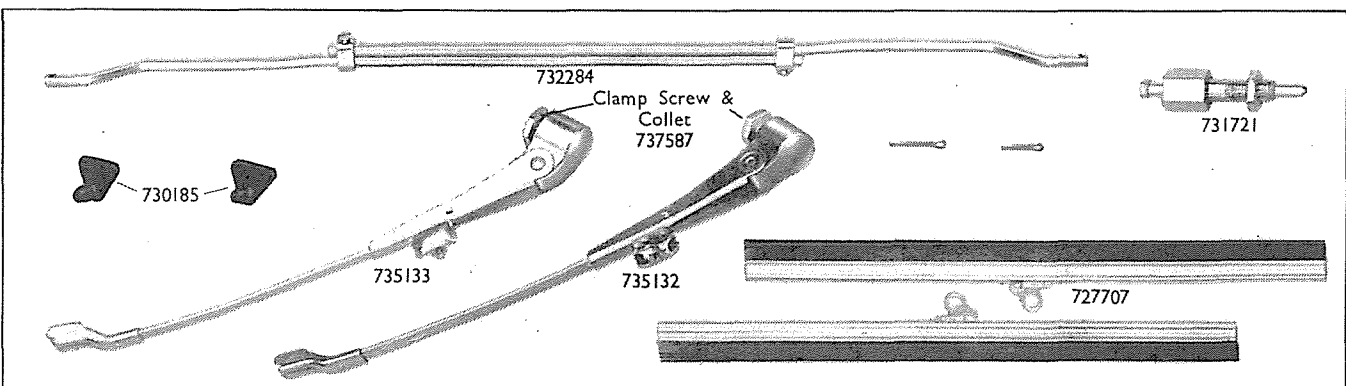
Part No. 072659 Model CR4. Suitable for Austin A40 1948. Set comprises:

1 Wheelbox	†72548 (72662)	1 Arm	737444
1 Cable rack	738764	1 Blade	727802
1 Casing, outer	739937	1 Stop	730185
1 Tube, rubber	738047	1 Liner	734182



Part No. 072662 Model CR4. Suitable for Morris 'Minor' 1949-50. Set comprises:

1 Wheelbox	72590	1 Arm	737444
1 Cable rack	†736355 (738764)	1 Blade	727802
1 Casing, outer	739973	1 Stop	730185
		1 Grommet	734458



Part No. 732479 Models CW and DW. Suitable for all vehicles fitting CW or DW windshield wiper. Includes a 14"-20" adjustable bar. Set comprises:

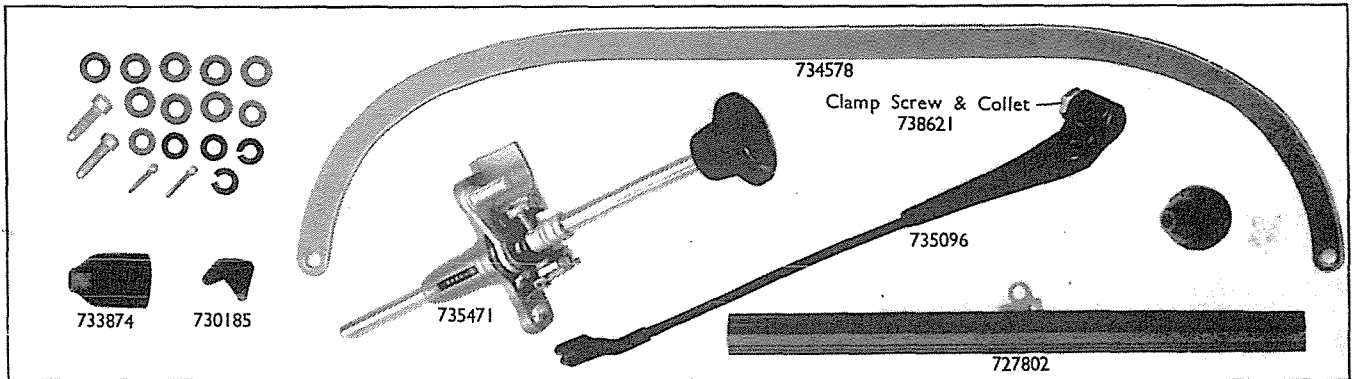
1 Arm, right hand	735132	2 Blades	727707
1 Arm, left hand	735133	2 Stops, rubber	730185
1 Coupling bar assembly	732284	1 Bearing, passenger side	731721
2 Cotter pins	186711		

† When ordering, quote part number shown in brackets

continued

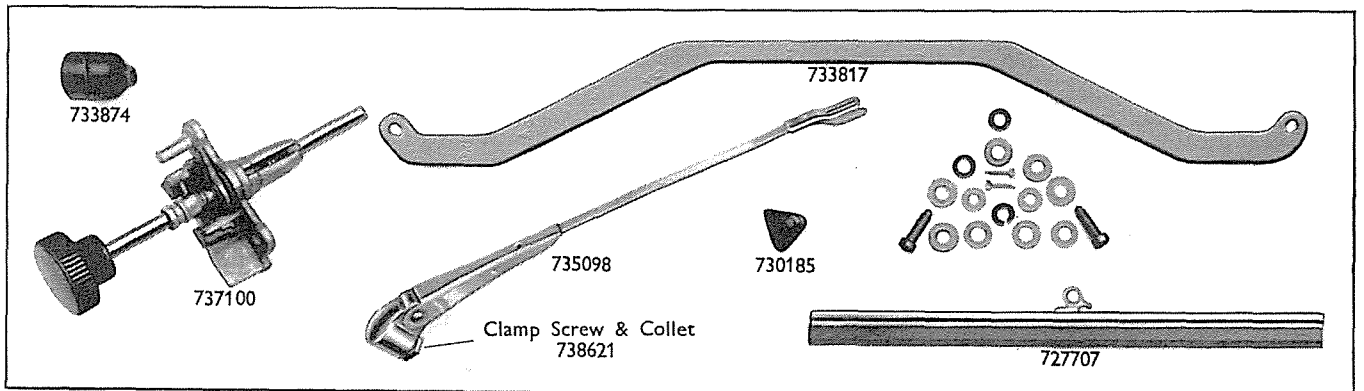
DUAL ARM ATTACHMENT SETS

for converting from single to dual wipe



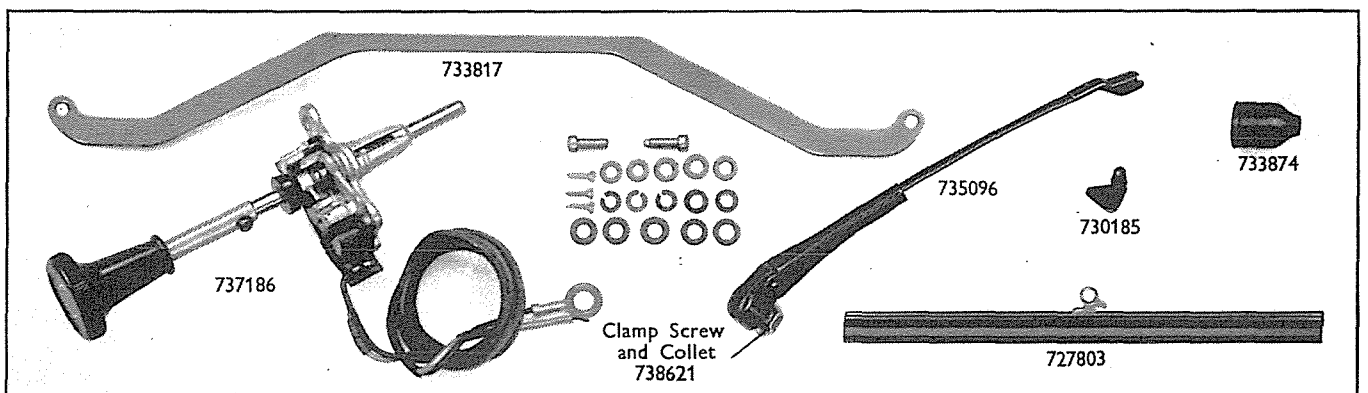
Part No. 734710 Model SW4. Suitable for Morris 8 1939-47. Set comprises:

1 Arm	†735096 (737900)	1 Grommet	733874
1 Blade	727802	1 Link	734578
1 Stop, rubber	730185	1 Clutch housing	735471



Part No. 734725 Model SW4. Suitable for Hillman 'Minx' 1939-46. Set comprises:

1 Clutch housing	†737100 (737357)	1 Arm	†735098 (737902)
1 Main link	733817	1 Blade	727707
1 Grommet	733874	1 Stop	730185



Part No. 734726 Model SW4. Suitable for Austin 10 and 12 Vans 1939 and Standard 8 1939-46. Set comprises:

1 Arm	†735096 (737900)	1 Grommet	733874
1 Blade	727803	1 Clutch housing	737186
1 Stop, rubber	730185	1 Main link	733817

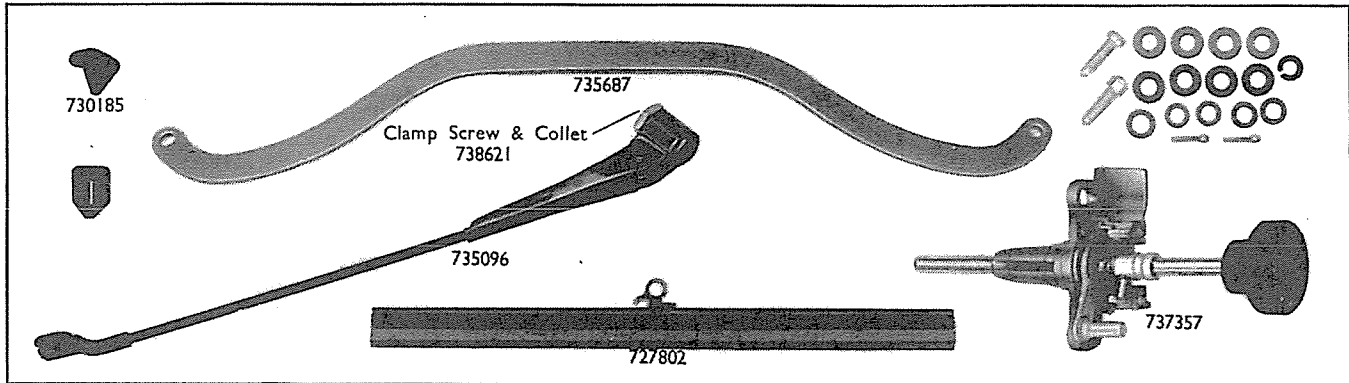
† When ordering, quote part number shown in brackets

continued



DUAL ARM ATTACHMENT SETS

for converting from single to dual wipe



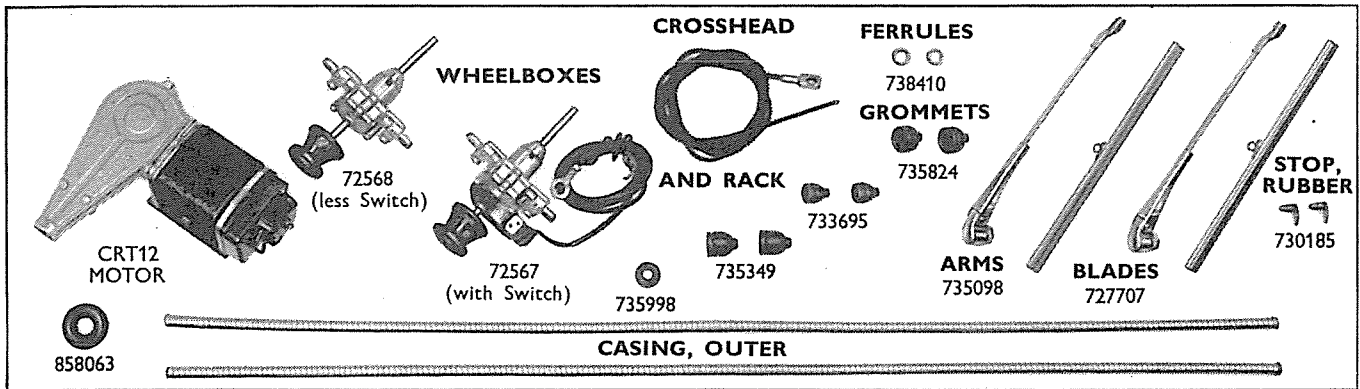
Part No. 737340 Model SW4. Suitable for Austin 8 1945-46. Set comprises:

1 Clutch housing	737357	1 Blade	727802
1 Main link	735687	1 Stop	730185
1 Arm	†735096 (737900)	1 Liner	734182

CONVERSION SETS (Windshield Wiper)

The following complete sets of windshield wiper equipment are available for cases where it is desired to replace either the older SW type of wiper or the suction type.

(For fitting instructions, see Instruction Booklet 847A issued by Advertising Dept., Joseph Lucas Ltd., Great King St., Birmingham 19).



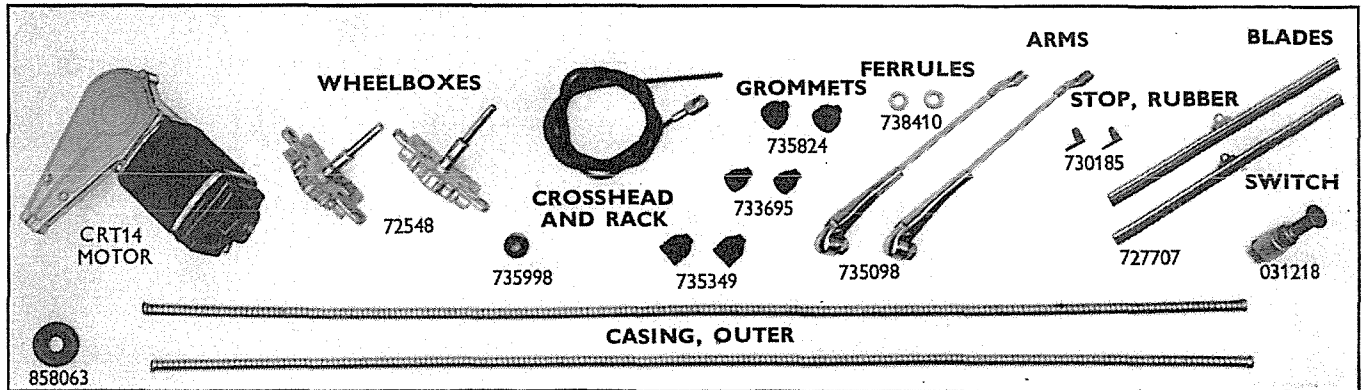
Part No. 072840 Model CRT12. 12 volt; 120° angle of wipe; 2-stud motor fixing. Set comprises:

1 Motor	75144	2 Grommets	733695
1 Wheelbox, with switch	72567	1 Grommet	735998
1 Wheelbox, less switch	72568	2 Grommets	735349
1 Crosshead and rack	738223	1 Grommet	858063
2 Casings, outer	739972	2 Arms	†735098 (737902)
2 Ferrules	738410	2 Blades	727707
2 Grommets	735824	2 Stops, rubber	730185

† When ordering, quote part number shown in brackets

continued

CONVERSION SETS (Windshield Wiper)



Part No. 072841 Model CRT14. 12 volt; 140° angle of wipe; 2-stud motor fixing. Set comprises:

1 Motor	75145	2 Grommets	735349
2 Wheelboxes	†72548 (72662)	1 Grommet	735998
1 Crosshead and rack	738223	1 Grommet	858063
2 Casings, outer *	739972	2 Arms	†735098 (737902)
2 Ferrules	738410	2 Blades	727707
2 Grommets	735824	2 Stops, rubber	730185
2 Grommets	733695	1 Switch	031218

Part No. 072896 Model CRT14. 12 volt; 140° angle of wipe; 2-stud motor fixing; as 072841, but less arm and blade.

Part No. 072842 Model CRT14. 6 volt; 140° angle of wipe; 3-stud motor fixing. Set comprises:


1 Motor	75149	2 Grommets	735349
2 Wheelboxes	†72548 (72662)	1 Grommet	735998
1 Crosshead and rack	738223	1 Grommet	858063
2 Casings, outer	739972	2 Arms	†735098 (737902)
2 Ferrules	738410	2 Blades	727707
2 Grommets	735824	2 Stops, rubber	730185
2 Grommets	733695	1 Switch	031218

Part No. 072853 Model CRT14. 6 volt; 140° angle of wipe; 3-stud motor fixing; as 072842, but less arm and blade.

† When ordering, quote part number shown in brackets



SCREENJETS (Model 2SJ)



Complete assembly Part No.	077006	077014	077018	077020	077021	077025
Voltage	12	6	12	6	12	12
Nozzle arrangement	Twin	Twin	—	Single	Single	—
Comprising:						
Motor, pump, jar and bracket	077011	‡077015	077011	‡077015	077011	077011
Accessories, set	‡54711656	‡295118	‡295312	‡295330	‡295330	‡54710716

DETAILED SPARE PARTS

Motor, pump, jar and bracket	077011	‡077015	077026
Voltage	12	6	12
§ Motor and coupling	295085	295260	54711928
Switch contact and adjusting screw	295251	295251	295251
§ Brush set	54711077	295198	54711077
§ Armature	295023	295216	295023
§ Cover, moulding	295138	295138	295138
§ Cap, filler, rubber	295043	295043	295043
§ Gasket, cover, rubber	295042	295042	295042
Union, motor to pump fixing	295045	295045	295045
§ Pump	295194	295194	295194
Jar, glass	295058	295058	295058
Carrier, jar	295061	295061	295061
§ Sundry parts, set	295196	295196	295196

NOZZLE ASSEMBLY

Part No.	72731 (Right hand)	72733 (Left hand)
Nut, fixing	166014	166014
Washer, fixing nut	131023	131023
Bush, rear	54710485	54711300
Bush, front	54710490	54711296
Nozzle	54710699	54710699
Stud, fixing	54710493	54710493

Accessories, sets	‡295118	‡295230 ‡295330	‡295270	‡295312	‡54710716	‡54711656	‡54711671	‡54711945
	Twin jet	Single jet	Twin jet	Less jets	Less jets	Twin jet	Single jet	Single jet
§ Nozzle assembly	295110	‡295112	295110	¶	¶	295110	—	—
Nozzle	295005	295006	295005	—	—	295005	54711657	54711672
Plate, clamp, upper	295067	295067	295067	—	—	295067	—	—
Plate, clamp, lower	295068	295068	295068	—	—	295068	—	—
Gasket, rubber, clamp plate	295268	295268	295268	—	—	295268	—	—
Washer, rubber, nozzle	295098	295098	295098	—	—	295098	—	—
Spanner	770652	770652	770652	—	—	770652	—	—
Screw, fixing	186147	186147	186147	—	—	186147	—	—
§ Switch	31513	31513	—	31513	31363	31513	—	31513
Nut, fixing	—	—	—	—	180670	—	—	—
Washer, fixing nut	—	—	—	—	158350	—	—	—
Washer, spring	—	—	—	—	185188	—	—	—
§ Screw, terminal	—	—	—	—	120584	—	—	—
Tee-piece	—	295091	—	295091	295091	—	295091	295091
Tubing	295229	295229	295229	54711095	295229	54711095	54711658	295229
Screw, jar bracket	198865	198865	198865	—	198865	198865	—	—
Escutcheon plate	—	—	—	—	—	—	—	54333157


‡ For reference only; parts to be ordered individually as required.

§ Recommended spares for stock

¶ This assembly may be supplied to convert a twin (two-nozzle) jet to two single (one-nozzle) jets.

¶ On Humber cars the nozzles are fitted to the wheelboxes. The 1959-60 model has special nozzles, details of which are given above.

WINDSHIELD WIPERS (Motors)



VEHICLE APPLICATION REFERENCE

- 75051 CW1. 12v.**
A.F.N. 'Le Mans' 1951-54.
Lea Francis 1½ litre Sports 1949.
M.G. 1½ litre Tourer 1949-51; 'Midget' 1946-53.
- 75065 SW4. 6v.**
Austin 8 1946-47.
Morris 8 1946-48.
Standard 8 1946-48.
Wolseley 8 1946-48.
- 75066 SW4. 12v.**
Austin 10 Van and 12 1946-47; 16 1946-48.
Citroen 15 1946-48.
Hillman 'Minx' All Models 1946-47.
Daimler 2½ litre 1946-53.
Humber 'Hawk' 1946-48; 'Imperial', 'Pullman' and 'Snipe' 1946; 'Super Snipe' 1946-47.
Jaguar 1½ litre 1946-48.
Lanchester LD10 1946-51.
Lea Francis 14 1946-50.
Morgan 'Plus Four' 1946-50; 'Four Four' Coupé (Standard engine) 1949-50.
Morris 10 1946-48.
- 75073 CW1. 6v.**
Jowett De Luxe Van and 6 Light Utility 1949-50; 'Bradford' Van 1946-50.
Renault 12 Car 1946-51.
- 75081 CWH. 6v.**
Austin 8 Van 1946-47.
- 75089 CW1. 12v.**
Morris Commercial CV Ambulance 1949-51.
- 75091 CW1. 12v.**
Dodge Petrol Models (special orders) 1949-58; Diesel (P4 and P6, 12 volt) 1951-58.
- 75096 CW1. 12v.**
Rover 'Landrover' 1948-53.
- 75097 CW1. 12v.**
Austin 10 cwt. 101 Van 1958-60.
Morris Commercial 10 cwt. 'J' Van 1949-57; 'JB' Van 1958-60.
- 75113 FW2. 12v.**
Austin 3, 4 and 5 ton Normal Control 1960; Coach Series III Normal Control 1957-60.
Morris Commercial 3 ton 3KNC (G.P.O.) 1956-59.
Rover 'Landrover' 1957-60.
- 75122 CW1. 12v.**
Reliant 'Regent' 1951-56.
- 75128 CW1. 12v.**
Jowett 10 cwt. 'Bradford' Van 1951-52.
- 75129. CW1. 12v.**
Commer 15/25 cwt. 1946-48; 25 cwt. 'Superpoise' Van 1949-56; Medium Pick-up Truck Mk. IV 1951-54; 2 and 3 ton 1946-47; 2/3 and 3/4 ton 1949-54; 4/5 ton 1949-51; 5 ton 'Superpoise' 1952-54; 'Commando' (Petrol) 1950-53; 2/5 ton (Petrol) and 3/5 ton (Diesel) 'Superpoise' 1955; 3 ton four-wheel drive Cross Country Vehicle (Export only) 1956; 3 and 4 ton Trucks, Pan-technicon, Tipper and 'Commando' 1947-49; 5 ton 'Superpoise' (Diesel) 1952-54; 5 ton 1947; 8 ton Tractor 1950.
Jowett De Luxe Van and 6 Light Utility 1951-52.
Smiths Delivery Vehicles 2 ton (Diesel) 1953-55.
- 75130 CW1. 12v.**
Austin 2 and 3 ton 1946-48; 2 and 5 ton Trucks 1949-55; 3 ton Series II 1955; Coach 1947-55; 2/5 ton Petrol Tanker 1946-55; 3/4 and 3/5 ton Petrol Tankers Series III 1957-60.
- 75138 CW1. 12v.**
Morris Commercial 25/30 cwt. LC 1951-52.
- 75143 CRT14. 12v.**
A.F.N. 'Mille Miglia' 1951.
Bristol '401' 1950-53; '403' 1954.
Healey 'Silverstone' 1950.
Jaguar XK120 1950-54.
Morris 'Cowley' Van and Pick-up Truck 1950-53; 'Oxford', 'Traveller' and 'Six' Saloon 1948-54; Quarter Ton Van (G.P.O.) 1954-59; Half Ton Van and Pick-up Truck 1954-56.
Wolseley 'Four Fifty' 1949-53; 'Six Eighty' 1949-54.
- 75144 CRT12. 12v.**
A.C. Cars 'Ace' and 'Aecca' 1955-56.
Austin-Healey '100' and '100M' 1955.
Commer 25 cwt. Forward Control Van 1954-56; 1½/1¼ ton Forward Control Mk. IV 1956-60; 1 ton Forward Control 1959-60; 5 and 7 ton Forward Control (Petrol and Rootes TS3 Diesel) 1955-58; 'Avenger' Coach (Petrol, 12 volt) 1952-54; Fire Tender and Pump Chassis 1952-58.
Daimler 27 1946-53; 36 1950-52.
Jaguar XK-SS Open 2-seater (U.S.A. only) 1946-47.
Jensen 4 litre 'Interceptor' 1950.
Karrier 'Bantam' 1953-60; 'Gamecock' 1953-58; 1½/1¼ ton Passenger Chassis 1957-60.
M.G. 1½ litre Saloon 1947-51; 1½ litre Tourer 1952-53; 'Midget' 1954-55.
Morgan 'Plus Four' 1951-54.
Morris 'Oxford' Taxi and Hire Car 1947-51.
Standard 'Vanguard' 1948-51.
- 75145 CR14. 12v.**
Austin A40 1948-56; A70 1948-50; A90 1952; 'Metropolitan' 1957-60; LD1A, LD2A, LDO1A and LDO2A 1956-60; LCFO 1958; 301FC 1959.
Healey 'Sportsmobile' 1949.
Morris Commercial LD1 and LD2 1954; LDO 1956; LDO1 and LDO2 1957-60; LCFO 1958-60.
Nash 'Metropolitan' Series I-IV 1954-60.
Singer 'SM1500' 1949-54; 'Hunter' 1955-56; 'Hunter S' 1956.
Triumph 'Mayflower' 1950-53.
- 75146 CR14. 12v.**
Austin LD1A and LD2A 1955; '301' Range (except 301FC) 1957-60.
Morris Commercial LC4, LC5, LCO and LCO5 1953-60; LD1 and LD2 1955; LC4, LC5 and LCO5X (G.P.O. Models) 1953-55; Engineers Cab 1957-59; NV and NV12/3 1954-55; NVO, NVO12/3 and NVO11/5 1951-55; NVS 1951-54; NVS12/3 and NVS13/5 1955; 10 cwt. 'J' Van (G.P.O.) 1951-57; 'JB' Van 1958-60.
Standard 'Vanguard' 1952-57.
- 75148 CRT. 12v.**
Allard 16 Sports 1949; 'J', 'J2' and 'J2X' Models 1952-54; 'J2R' 1956; 'K' and 'L' 1951; 'M' 1949-51; 'P' 1949-50.
Armstrong Siddeley 'Hurricane' and 'Lancaster' 1948-53; 'Typhoon' 1948-50; Utility 1950-52; 'Whitley' 1950-53; Limousine 1951-52.
Aston Martin DB2 1951-52.
Austin A90 'Atlantic' 1949-51.
Jaguar 2½ and 3½ litre Mk. V 1949.
Lea Francis 18 4 Light Saloon 1951-52; 14 and 18 6 Light Saloon and 2½ litre Sports 1952-54.
- 75150 CRT14. 12v.**
Alvis 14 1946-50.
Austin A35 1957-58; A30 1952-56; A40 (later) 1952-54; A70 1951-55; Austin-Healey '100' and '100M' 1954; Taxi and Hire Car 1948-56.
Commer 8 cwt. Van 1948-52; Estate Car 1949; 'Express' Delivery Van and Pick-up Truck 1953-54; 5 and 7 ton Van 1949-51; 6½ and 7 ton 1949-50.
Daimler 36 1946-50.
Hillman 'Minx' All Models 1948-56.
Humber 'Hawk' 1949-52.
Morgan 'Plus Four' 1954-60; 'Four Four' Series II (Ford engine) 1956-60.
Standard 'Eight' and 'Ten' Saloons 1954-56.
Swallow Coachbuilding 'Doretta' 1954-55.
Triumph 2-seater Sports 1954; TR2 1955-56.
- 75151 CRT14. 12v.**
Austin A125 1950-54; Ambulance and Hearse 1951-53.
Bristol '401' 1949.
Jaguar 3½ litre Mk. V 1951-52; XK120 1949.
Jowett 'Jupiter' Sports 1952-54.
Meynell (see also Paramount) 'Cub' Mk. I, 'Vixen' and 'Flying Fox' 1952.
Morris 'Minor' 1948-56; Quarter Ton Van and Pick-up Truck 1954-56.
Paramount Cars (see also Meynell) Roadster and Coupé 1951-54.
- 75152 CRT14. 12v.**
A.C. Cars 16 1948-51.
Allard 16 1947-48; 'J', 'J2', 'J2X' and 'P' Models 1951; 'K3' 1954-55; '21C' and '21Z' 1953-55.
Alvis TA21 1951-52; TC21 and TC21/100 1954-55.
Armstrong Siddeley 'Hurricane' and 'Lancaster' 1946-47.
Austin A125 1948-49; A135 1948-50.
Citroen 15 and 23 1949-55.
Daimler 3 litre 'Regency' 1953; DC27 Ambulance 1949-54.
Humber 'Imperial' and 'Pullman' 1947-54; 'Super Snipe' 1948-52.
Jaguar 2½ litre 1950-51; 3½ litre Mk. V 1949.
Jensen 4 litre 'Interceptor' 1951-55.
Jowett 'Javelin' and 'Javelin' De Luxe 1948-54.
Lanchester 14 1952-53.
Rover '60' and '75' 1948-49.
Sunbeam 'Alpine' 1953-54.
Sunbeam-Talbot '80' 1948-50; '90' 1948-54.
- 75153 CRT14. 12v.**
A.C. Cars 16 1951-57.
Alvis 3 litre TB21 Sports 1952.
Bentley 4½ litre Mk. IV 1946-51.
Daimler 2½ litre Models 1950-53.
Jowett 'Jupiter' Sports 1951.
Nash-Healey Sports 1951-54.
Riley 1½ litre 1950-55; 2½ litre 1950-53.
Rolls-Royce 'Silver Wraith' 1946-55; 'Silver Dawn' 1953-55.
- 75158 CRT14. 12v.**
Allard 'J', 'J2' and 'J2X' Models (later) 1953; 'P2' 1952-54.
A.F.N. 'Mille Miglia' 1952-54.
Austin A135 1951-53.
Frazer Nash 'Mille Miglia', 'Targa Florio' and 'Sebring' Hard Top 1955.
Healey 'Abbott' Drophead and 'Tickford' 1951-54.
Lea Francis 14, 2½ litre Sports and 18 4 Light Saloon 1952-54; 2½ litre Sports 1953-54.
Rover '75' 1950-51; Station Wagon 1948-51.
- 75161 CRT14. 12v.**
Aston Martin 2 litre 1947-50; DB2 1953.
Healey 16 1948-49.
Lagonda 2½ litre 1949-52.
Singer 'SM1500' 1949.
- 75165 CW1. 6v.**
Morris 8 cwt. Van 1952-53.
- 75167 CRT15. 6v.**
Reliant 'Regal' Car 1953.
- 75168 CW1. 12v.**
Austin 4 x 4 Cargo Truck (Civilian) 1954-55.
- 75179 CRT. 12v.**
Bristol '400' 1949-50.
Jowett 10 cwt. 'Bradford' Van 1953-54.
Lea Francis 14 6 Light Saloon 1949.
Smiths Delivery Vehicles Standard Drive Models (Electric) 1953-55; 14, 20 and 30 cwt. (Electric) 1956-57.
- 75193 CW1. 24v.**
Commer 5 ton 'Superpoise' 1954-55.
- 75197 CW1. 12v.**
Rover 'Landrover' 1954-56.
- 75198 CW1. 12v.**
Austin 'Champ' (Civilian) 1954-56.



WINDSHIELD WIPERS (Motors)

VEHICLE APPLICATION REFERENCE—continued

75202 CW1. 24v.

Dodge (Perkins R6) 1954-56; (Perkins R6, Semi-forward Control) 1957-58;

75212 DR2. 12v.

Beardmore Taxi Mk. VII (Ford 'Consul' engine) 1958.

Morris 'Cowley' 1958-59; 'Oxford' and 'Traveller' 1958-60; 'Isis' and Series II 1958; Half Ton Van and Pick-up Truck 1958-60.

75213 DR2. 12v.

Alfa Romeo '1900' 1956-58; 'Giulietta' Sports 'Veloce' 1958-59; 'Giulietta' 'Spyder Veloce' 1957-59; T10 Van 1958-60.

Austin-Healey 'Sprite' 1959-60.

Lancia 'Appia' and 'Flamina' Coupés 1959-60.

Morris 'Minor 1000' Series III, 'Traveller', Quarter Ton Van and Pick-up Truck 1957.

75229 CRT15. 6v.

Reliant 'Regal' Car 1954.

75250 DR1. 12v.

Bentley 'Continental' Sports 1952-54.

Rolls-Royce 'Silver Wraith' 1956-59.

75251 DR2. 12v.

Austin A40 1955-59; A55 'Cambridge' Mk. II 1958-60; A90 and A95 1955-59; A105 1957-59; A105 'Vanden Plas' 1958-59; 3 and 5 ton Trucks and Prime Mover Forward Control 1956; B.M.C. 7 ton Forward Control Trucks 1956.

Morris Commercial 2/3, 4 and 5 ton Series III Trucks 1956-59.

Reliant 'Regent Four' Van (Export only) 1959-60.

75289 DR2. 12v.

Commer 3/1½ ton 'Superpoise' Van and Medium Pick-up Truck Mk. V 1956-60; 2/5 ton 'Superpoise' (Petrol), and 3/5 ton 'Superpoise' (Diesel) 1956-60; 6 ton 'Superpoise' 1960; 4, 5, 6 and 7 ton Forward Control and Fire Tender or Pump Chassis 1959-60.

Dodge Petrol Models Normal Control 1957-60; (Perkins R6, 12 volt) 1959-60.

Karrier 'Gamecock' 1959-60.

Smiths Delivery Vehicles Mobile Shop 1956-58.

75290 DR2. 24v.

Commer 5 ton 'Superpoise' 1956-60; 6 ton 'Superpoise' (Diesel, 24 volt) 1959-60.

Dodge (Perkins R6, 24 volt) Normal Control 1957-58; (Leyland 0.350 Diesel, 24 volt) 1958-60.

75295 DR2. 12v.

Alfa Romeo 'Giulietta Spyder' 1956.

Morris 'Minor 1000' and 'Traveller' 1958-60; 'Cowley' 1955-57; 'Oxford' and 'Traveller' 1954-57; 'Isis' 1956-57; Quarter Ton Van and Pick-up Truck 1958-60; Quarter Ton Van (G.P.O.) 1960; Half Ton Van and Pick-up Truck 1957.

Simca 'Aronde' De Luxe, 'Oceane' and 'Plien Ciel' 1959.

75296 DR2. 12v.

Alvis 3 litre TC108G 1956-57.

Austin A135 1957-60; DA1, DH1, DA2, DA3, DH2 and DH3 1959-60; Austin-Healey 'Sprite' 1958; Taxi and Hire Car 1957-58.

Commer 'Express' Delivery Van and Pick-up Truck 1955-60; 'Cob' 1957-60.

Daimler 'Conquest' ('Century') 1954-58.

Fairthorpe Electron (optional) 1958-59; 'Atomota' 1959.

Hillman 'Minx' All Models 1955-57; 'Minx' De Luxe Series II 1958-59; 'Minx Special' Series III 1958-60.

Humber 'Hawk' 1953-57.

Jensen '541' and '541R' 1954-57.

Lanchester 'Sprite' 1955-56.

Layton Sports Cars 'Jomar' (T.V.R.) 1959-60.

M.G. 'Magnet' 1954-59.

Peerless 'Gran Turismo' 1959-60.

Riley 'Pathfinder' 1955-57; 'One-Point-Five' 1958-59.

75296—continued

Singer 'Gazelle' Series I-III 1957-59.

Standard 'Eight', 'Ten', 'Companion' Estate Car, 6 cwt. Van and Pick-up Truck 1957-60; 'Vanguard' 1956-60; Estate Car 1957-60; Sportsman 1957-58; 'Pennant' 1958-59; 'Ensign' 1958-60.

Triumph TR3 1957-59.

Wolseley 'Four Forty-Four' 1953-56; 'Six Ninety' 1955-59; 'Fifteen Fifty' 1957-59.

75297 DR2. 12v.

Armstrong Siddeley ½ ton Pick-up Truck (Export only) 1957.

Austin-Healey '100' and '100M' 1956; '100 Six' 1957-59; '3000' 1959-60.

Elva 'Courier' (B.M.C. 1,500 c.c. engine) 1959-60.

M.G. MGA and MGA 1600 1959-60.

Riley 'One-Point-Five' 1958-60.

Tornado 'Typhoon' (special Lucas kit) 1959-60.

Wolseley 'Fifteen Hundred' 1958-60.

75298 DR2. 12v.

Austin 3, 4 and 5 ton Trucks and Prime Mover Series III 1956-59; B.M.C. 7 ton Forward Control Trucks (Diesel) (later) 1956-58; Coach Series III Forward Control 1957-60.

Morris Commercial 7 ton Truck Series IVFF 1958.

75299 CRT15. 12v.

Morris Commercial LC5 and LCO5X (G.P.O.) 1956-59.

75300 DR2. 12v.

Austin 152 Range 1957.

Morris Commercial 'J2' Van, Pick-up Truck and 'Minibus' 1957-58.

75301 DR2. 12v.

Austin 7 ton B.M.C. Series III Petrol Tanker 1958; 3/4 and 3/5 ton Series III Petrol Tankers 1957-60.

Morris Commercial 2, 3, 4 and 5 ton Series III Tankers 1957-59; 7 ton Series IVFF Tanker 1958-59.

75305 DR3. 12v.

Humber New 'Hawk' 1958.

75308 DR3. 12v.

Allard 'P2' Model 1955.

Jaguar 3½ litre Mk. VII 1952-58; 3½ litre Mk. VIII (R.H.D.) 1957-59; Mk. IX (R.H.D.) 1959-60; XK150 (L.H.D.) 1958-60.

Jensen 4 litre 'Interceptor' 1955.

75309 DR3. 12v.

Armstrong Siddeley 'Sapphire 234' and 'Sapphire 236' 1956-58.

Austin 'Princess' Mk. IV 1957.

Humber 'Super Snipe' (R.H.D.) 1953-57.

Peerless 'Gran Turismo' (special orders) 1960.

Riley 'Pathfinder' (R.H.D.) 1945-55.

Standard 'Vanguard' (special orders) 1958-60.

Sunbeam 'Alpine' Special (L.H.D.) Saloon Mk. III and Coupé 1955-57.

75310 DR3. 12v.

Alvis 3 litre TD21 1958-60.

Armstrong Siddeley 'Sapphire' and 'Star Sapphire' (R.H.D.) 1953-60.

Bristol '406' 1958-60.

Daimler 'Regency' and 'Regina' Sportsman 1955; 'One-O-Four' and 4½ litre Limousine 1956-60; 'Majestic' 1959-60.

Humber New 'Hawk' Series I and IA (later) 1958-59; New 'Super Snipe' Series I and II 1959.

Jaguar 2.4 litre (R.H.D.) 1956-60; 3.4 and 3.8 litre (R.H.D.) 1958-60.

Rover '60' 1958-59.

Sunbeam 'Rapier' (L.H.D.) 1956-60.

75311 DR3. 12v.

Armstrong Siddeley 'Sapphire' and 'Star Sapphire' (L.H.D.) 1953-60.

Aston Martin DB2 1954; DB2/4 1955-57; DB Mk. IIIA and Mk. IIIB 1958-59.

A.C. Cars 'Ace' and 'Aceca' 1957-60.

Austin 'Princess' Mk. IV 1958-59.

75311—continued

Daimler 36 Limousine 1953; 'Empress', 'Regency' and 'Regina' Sportsman 1955; 'One-O-Four' and 4½ litre Limousine 1956-60; 'Majestic' 1959-60.

Jaguar 2.4 litre (L.H.D.) 1956-60; 3.4 and 3.8 litre (L.H.D.) 1958-60.

Jensen '541' and '541R' 1958-60.

Lagonda 3 litre Saloon and Coupé 1954-58.

Lotus 'Elite' 1959-60.

Rover '60' 1954-57; '75' and '90' 1952-53.

Sunbeam 'Rapier' (R.H.D.) 1956-60.

75313 DR3. 12v.

Humber 'Super Snipe' (R.H.D.) 1953-57.

Riley 'Pathfinder' (R.H.D.) 1955.

Sunbeam 'Alpine' Special Saloon Mk. III and Coupé (R.H.D.) 1955-57.

75315 DR2. 12v.

Austin 'Seven' (850) 1959.

Morris 'Mini-Minor' (850) 1959.

75319 DR3. 12v.

Austin A135 1954-56.

Jaguar Mk. VII (L.H.D.) 1957-58; Mk. VIII and Mk. IX (L.H.D.) 1957-60; XK150 (R.H.D.) 1958-60.

75324 FW2. 12v.

Smiths Delivery Vehicles 14, 20 and 30 cwt. (Electric) (later) 1957-58.

75325 DR3. 12v.

Rover '75', '90' and '105' 1958-59; '80' and '100' 1960.

75330 DR2. 12v.

Citroen DS19, ID19 and 'Safari' 1958-60.

75331 DR3. 12v.

Bentley 4½ litre Mk. VII 1952-54; 'Continental' and Model 'S' 1955-59.

Rolls-Royce 'Silver Cloud' 1956-59.

75332 4W. 12v.

Austin A35 1958-60.

75335 DR3. 12v.

Alfa Romeo '2000' Saloon and 'Spyder' 1958-60.

75347 DR2. 12v.

Austin 152 Range 1958-60; 'J2' Range 1958-60.

75349 DR2. 12v.

Austin B.M.C. Series IVFF Trucks (R.H.D.) 1958-60.

Morris Commercial Series IVFF Trucks (R.H.D.) 1958-60.

75353 DL2. 12v.

Austin Series IVFG Forward Control Trucks 1960. Morris Commercial 1½, 2, 3 and 4 ton Forward Control Trucks Series IVFG 1960.

75356 DR3. 12v.

Rover 3 litre 1959-60.

75357 DR3. 12v.

M.G. 'Magnet' Mk. III (R.H.D.) 1960.

Morris 'Oxford' Series V (R.H.D.) 1959-60.

Riley 'Four Sixty-Eight' (R.H.D.) 1959-60.

Wolseley 'Fifteen Sixty' (R.H.D.) 1959-60.

75358 DR3. 12v.

M.G. 'Magnet' Mk. III (L.H.D.) 1960.

Morris 'Oxford' Series V (L.H.D.) 1959-60.

Riley 'Four Sixty-Eight' (L.H.D.) 1959-60.

Wolseley 'Fifteen Sixty' (L.H.D.) 1959-60.

75359 DR2. 12v.

Standard 'Atlas' 10/12 cwt. Forward Control 1959-60.

WINDSHIELD WIPERS (Motors)



VEHICLE APPLICATION REFERENCE—continued

- 75361 DR3. 12v.
Humber New 'Hawk' (R.H.D.) and New 'Super Snipe' (R.H.D.) 1959-60.
- 75363 DR2. 12v.
Austin B.M.C. Series IVFF Trucks (L.H.D.) 1958-60.
Morris Commercial Series IVFF Trucks (L.H.D.) 1958-60.
- 75365 DR3. 12v.
Aston Martin DB4 (L.H.D.) 1959-60.
Austin A99 3 litre 'Princess' 1959-60.
Wolseley 'Six Ninety-Nine' (R.H.D.) 1959-60.
- 75366 DR3. 12v.
Aston Martin DB4 (R.H.D.) 1959-60.
Austin A99 1959-60; B.M.C. 3 litre 'Princess' 1960.
Wolseley 'Six Ninety-Nine' (L.H.D.) 1959-60.
- 75367 DR2. 12v.
Austin Taxi and Hire Car 1959-60.
- 75371 DR2. 12v.
Daimler SP250 Sports 1960.
Fairthorpe 'Electron' and 'Electron Minor' 1959-60; 'Zeta' 1960.
Reliant 'Regal' Car and 5 cwt. Van 1960.
Triumph 'Herald' 1959-60.
- 75374 DR3. 12v.
Humber New 'Hawk' (L.H.D.) and New 'Super Snipe' (L.H.D.) (later) 1959-60.
- 75377 DR2. 12v.
Austin B.M.C. 7 ton Series IVFF Tanker 1960.
Morris Commercial 7 ton Series IVFF Tanker 1960.
- 75379 DR3. 12v.
Rolls-Royce 'Silver Cloud' II and 'Phantom' V 1960.
- 75385 DR2. 12v.
Austin 'Seven' (850) 1960.
Morris 'Mini-minor' (850) 1960.
- 75388 DR3. 12v.
Commer 'Cob' Series II (R.H.D.) 1960.
Hillman 'Minx' Special and De Luxe Series IIIA (R.H.D.) 1959-60; 'Husky' Series II 1960.
Singer 'Gazelle' Series IIIA (R.H.D.) 1959-60.
- 75389 DR3. 12v.
Commer 'Cob' Series II (L.H.D.) 1960.
Hillman 'Minx' De Luxe and Special Series IIIA (L.H.D.) 1959-60; 'Husky' Series II (L.H.D.) 1960.
Singer 'Gazelle' Series IIIA (L.H.D.) 1959-60.
- 75390 DL2. 12v.
Commer $\frac{3}{4}$ ton Forward Control Van and Passenger Chassis 1960.
- 75392 DR3. 12v.
Sunbeam 'Alpine' Sports (R.H.D.) 1959-60.
- 75393 DR3. 12v.
Sunbeam 'Alpine' Sports (L.H.D.) 1959-60.
- 75398 DR2. 12v.
Commer $\frac{3}{4}$ ton 'Superpoise' Van and Medium Pick-up Truck Mk. V (later) 1960; 2/3, 3/5 and 6 ton (later) 1960; 4, 5, 6 and 7 ton Trucks and Fire Tender or Pump (later) 1960.
Karrier 'Gamecock' (later) 1960.
- 75399 DR2. 24v.
Commer 5 and 6 ton 'Superpoise' (Diesel) (later) 1960.
- 75400 DR2. 12v.
Simca 'Aronde', 'Elysee', 'Etoile' and 'Monthery' 1960.
- 073004 FW2. 12v.
Fairthorpe 'Electron Minor' (optional) 1958-59.
Trojan 15/20 cwt. Van 1954-60; 25 cwt. Van, Truck and Bus (Diesel) 1959-60.
- 732480 CWX. 12v.
A.C. Cars 'Petite' 1953-57.
Allard 16 1947-49; 'K' and 'L' Models 1949-50.
Austin A40 1948-51; 25 cwt. Van and Ambulance 1948-54.
Brush Electric Battery Vehicle 1951-55.
Clecco Electrics Battery Vehicle 1952-54.
Commer 25 cwt. Forward Control 1946-53.
Dellow Motors Mk. IIC and Mk. V 1955-57.
Douglas 15/20/25 cwt. Electric Vehicles 1949; Battery Vehicle 1950-54.
Hindle Smart Battery Vehicle 1951-54.
H.R.G. 9 1946-52.
Jensen 'Jen-Tug' 30 cwt. Tractor 1946-49; (later) 1952-54; Lightweight Commercial Vehicle 1954-55.
- 732480—continued
Karrier 'Bantam' 1946-52; 'Cob' 1947-48; 3 ton CK 1946-52.
Midland Vehicles Battery Vehicle 1951-55.
Morgan 2-seater and 4-seater 'Plus Four' 1946-53; 'Four Four' (Standard engine) 1949-50.
Morris Commercial 15/20 cwt. (PV) 1946-53; 25/30 cwt. Van 1949-52; CV Ambulance 1949-51; CV Range (Lorries and Tippers) 1946-51; FVO, FVSO and FVSO12/5 1949-55; FV 1949-53; FVS 1954; FVS12/5 1955; Petrol Tanker 1951-52.
Morrison Battery Vehicle 1951-54; 1 ton D4, 25 cwt. E, 20 cwt. EH, 10 cwt. BM, 20 cwt. D1, 30 cwt. F and FL 1955-60.
Reliant 'Regal' Car 1959.
Singer 9 Roadster 1946-51; 1,200 c.c. 4AC and 1,500 c.c. 4AD 1952-55.
Standard 12 and 14 (Export Holland) 1946-48.
Sunbeam-Talbot 10 1946-47.
Trojan 15/20 cwt. Van (Petrol) 1946-55; 15/20 cwt. Van and Truck (Diesel) 1954-55.
Victor Electric Battery Vehicle 1951-55.
Wales & Edwards 1 ton Electric Van 1953-55.
- 732481 CWX. 6v.
A.C. Cars Invalid Carriage 1949-53.
Barrett, W. & F. All-weather Invalid Car 1953-55.
Dellow Motors Sports Mk. III 1952-54.
Invacar Invalid Carriage 1951-55.
Jensen 'Jen-Tug' 30 cwt. Tractor 1950-52.
Lambourne, C.F. 'Lamb-Kar' 1952-54.
Larmar Engineering Invalid Carriage 1948-54.
Lloyd '650' Roadster 1948-50.
Douglas 'Handyvan' 1949-50.
Morris 5 cwt. Van 1946-51.
Reliant 750 c.c. 4 cylinder 3-wheeler 1946-55; 'Regal' Car and 5 cwt. Van 1955-58; 6 cwt. Van and Truck 1954-55.
Renault 8.3 Car and Van 1947-51.
Tipper, Frank, Invalid Carriage 1955-56.
Wessex Industries Delivery Van 1952-55.
- 733071 CW1. 12v.
Morris Commercial 25/30 cwt. LC3 1946-52; 25/35 cwt. 1946; 35/40, 45/55 and 60/70 cwt., 5 ton Forward Control Tipper and ECV13/3 1946-48; CV10/5 Tippers 1946-48; ECV13/5 (Petrol) and ECV10/5 (Diesel) 1949.
- 733179 CW1. 12v.
Morris 10 cwt. Van 1946-50.

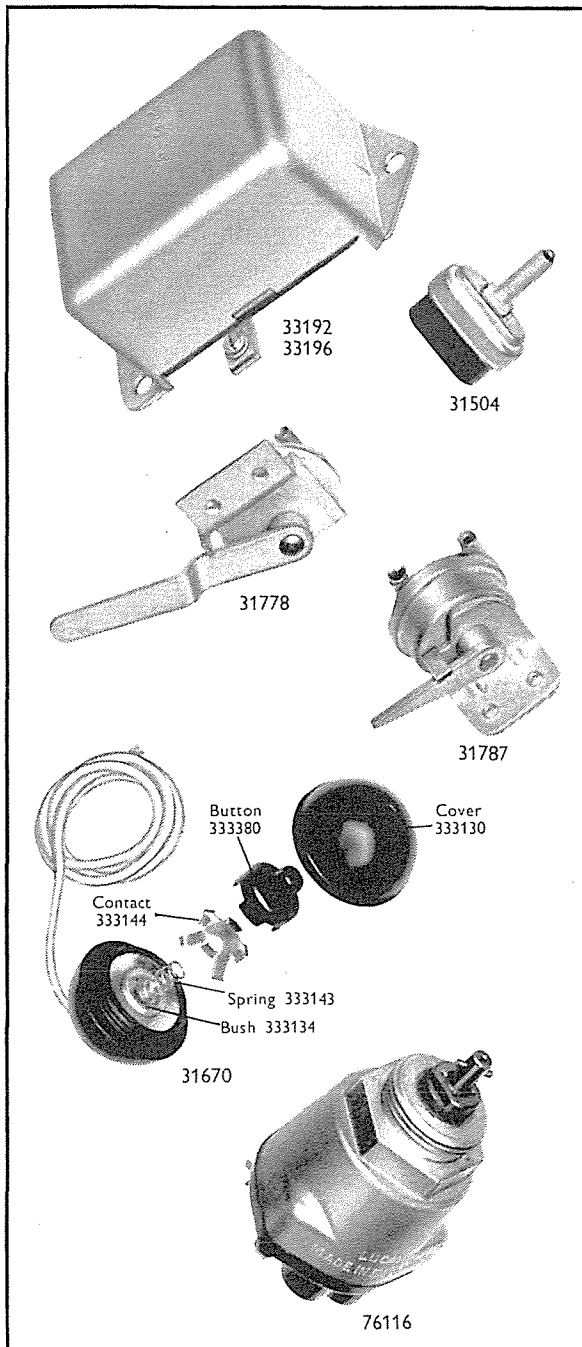


LUCAS

AUTOMATIC TRANSMISSION AND OVERDRIVE EQUIPMENT

SECTION

S



Electrical Equipment for NEWTON BENNET CLUTCH

Fitted to: Standard 'Eight', 'Ten' 'Companion' and 'Pennant'; Vauxhall 'Victor'.

RELAY			
Part No.	33192A	33196A
Model	7RA	7RA
Voltage	12	12
Detailed Parts			
§Screw, terminal	132464	132464
§Washer, terminal screw	185000	185000
SWITCH, Choke			
Part No.	31778A	31787A
Model	6SA	6SA
Detailed Parts			
§Sleeve, terminal	188818	188818
SWITCH, Starter Inhibitor			
Part No.		31504A/D
Model		12SA

Electrical Equipment for TORQUE CONVERTER

Fitted to: Rover '105R'.

SWITCH, Centrifugal			
Part No.		76116D
Model		OCS1
SWITCH, Gear Lever			
Part No.		31670A/J
Model		53SA
Detailed Parts			
Cover, button		333130
Button		333380
Contact		333144
Spring		333143
Bush, insulating		333134

Electrical Equipment for MANUMATIC TRANSMISSION

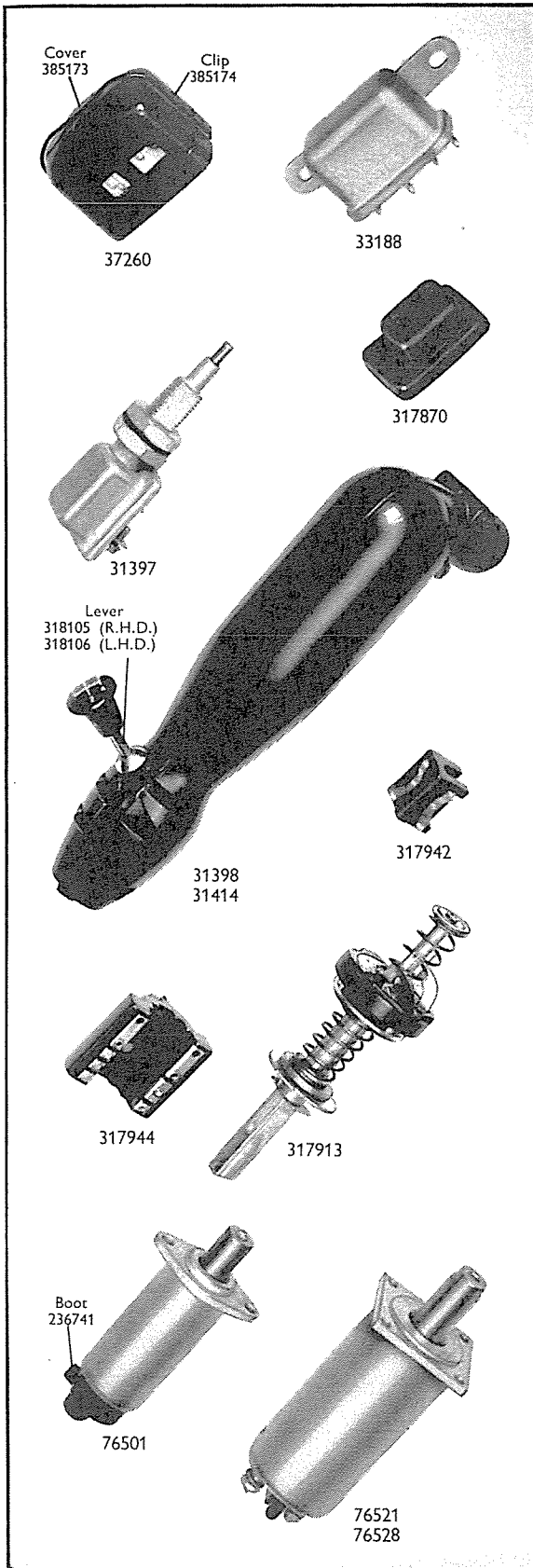
Fitted to: Hillman 'Minx'.

SWITCH, Isolator			
Part No.		31504A/D
Model		12SA

§ Recommended spares for stock



AUTOMATIC TRANSMISSION AND OVERDRIVE EQUIPMENT



Electrical Equipment for PRE-SELECTOR GEAR CHANGE

Fitted to: Armstrong Siddeley 'Sapphire' and 'Sapphire 346'.

FUSE BOX, Gear Change Solenoid		
Part No.	†37130A	37260A
Model	SF5-2	SF5-2
Replaced by (see footnote)	(37260)	—
§Cover	385173	385173
§Clip, cover fixing	385174	385174
§Fuse, 25 amp.	188216	—
§Screw, grub, terminal	121610	121610
RELAY, Gear Change		
Part No.	†33116B	33188A
Model	SB40-1	6RA
Voltage	12	12
Replaced by (see footnote)	(33188)	—
§Screw, terminal	132464	—
§Washer, terminal screw	188412	—
‡Cover	340786	—
SWITCH, Kick-down		
Part No.		31397A
Model		KDS1
Nut, fixing		183919
Washer, fixing nut		185171
§Screw, terminal, 4 B.A.		132504
§Washer, terminal screw		185000
‡Cover		317870
SWITCH, Gear Change		
Part No.	31398A/B	31414A
Model	PGS1	PGS1
Lever	318105	318106
§Contacts, springs and block	317942	317942
§Spindle, with rotor and springs	317913	317913
§Contact, fixed	317944	317944
§Sundry parts, set	318104	318104
SOLENOID, Gear Change		
Part No.		76501A
Model		TGS2
Voltage		12
Boot, rubber, plunger		236741
Plunger		765084
Nut, terminal		166043
Washer, terminal nut		185040

Electrical Equipment for 'EASIDRIVE'


Fitted to: Hillman 'Minx' (De Luxe and Special); Singer 'Gazelle'.

CONTROL BOX		
Part No.	37305A/B	37323A
Model	RB310	RB310
<i>For detailed spare parts, see page C9</i>		
GENERATOR		
Part No.		22532A/D
Model		C45PV-5
<i>For detailed spare parts, see page D19</i>		
SOLENOID, Throttle Blipper		
Part No.	76521A/B	76528A
Model	3S	3S
Voltage	12	12
§Nut, terminal	166043	166043
§Washer, terminal nut	185040	185040

Note. For replacement spare parts, see appropriate column under part number
 § Recommended spares for stock

† When ordering, quote part number shown in brackets

‡ Supplied separately



Electrical Equipment for

BORG WARNER OVERDRIVE

Fitted to: Austin A55 'Cambridge', A95 and A99 'Westminster' and 'Countryman', A105 (BS7), A105 (BS8 'Vanden Plas') and B.M.C. 'Princess'
Morris 'Isis' (optional).
Riley 'Pathfinder' and 'Two-Point-Six'.

RELAY

Part No.	33177A	33204A	33217A/B
Model	2RA	2RA	2RA
Voltage	12	12	12
Detailed Parts			
Cover	54380028	54380028	54380028
§Fuse, 25 amp.	188216	188216	188216
§Screw, terminal	132464	132464	—
§Washer, terminal screw	185000	185000	—

SWITCH, Centrifugal

Part No.	76112A/D	76113A/D	76122A
Model	OCSI	OSCI	OCSI

SWITCH, Kick-down

Part No.	†31597A/B	31632A/B
Model	34SA	34SA
Replaced by (see footnote)	(31632)	—
Detailed Parts		
Screw, terminal, 4 B.A.	108084	108084
Washer, terminal screw	188454	188454
Nut, fixing	—	183919
Washer, fixing nut	—	185171
Part No.	34261A/B	34291A
Model	34SA	34SA
Replaced by (see footnote)	—	—
Detailed Parts		
Screw, terminal, 4 B.A.	—	108084
Washer, terminal screw	—	188454
Nut, fixing	183919	183919
Washer, fixing nut	185171	185171

Note. For replacement spare parts, see appropriate column under part number
§ Recommended spares for stock

† When ordering, quote part number shown in brackets

continued




AUTOMATIC TRANSMISSION AND OVERDRIVE EQUIPMENT

Electrical Equipment for BORG WARNER AUTOMATIC TRANSMISSION

Fitted to:

Alvis TD21.
Austin A99, A105, A135 'Princess', B.M.C. 3 litre 'Princess, Ambulance and Hearse Chassis.
Bentley 4½ litre Mk. VII, 'Continental' Sports, Model 'S' and Sports Saloon.
Daimler 'Conquest' ('Century') Saloon, 3½ litre, 'One-O-Four' Saloon and 4½ litre Limousine.

Jaguar Mk. VII, Mk. VIII, Mk. IX, 2.4, 3.4 and 3.8 litre Models.
Lanchester 'Sprite'.
Morris 'Isis'.
Riley 'Pathfinder' and 'Two-Point-Six'
Wolseley 'Six Ninety'.



GEAR INDICATOR LAMPS, QUADRANTS AND COVER

Part No.	38202A/D	38205A/B	39022E	56066A	56067A	56068A	56069A	397046
Model	4WL	4WL	BWL	605	605	605	605	—
Detailed Parts								
§Cover	—	—	—	535664	535671	535672	535673	—
Screw, bulb holder fixing	—	—	—	120425	120425	120425	120425	—
§Bulb holder	54360484	54360484	—	535665	535665	535665	535665	—
Insulation strip	—	—	—	535678	535678	535678	535678	—
Bulb shield	—	—	—	535669	535669	535669	535669	—
Light shield	—	—	—	535679	535679	535679	535679	—
Grommet, fixing	—	—	199000	—	—	—	—	—
§Bulb	281	281	987	261	261	261	261	—

AUTOMATIC TRANSMISSION AND OVERDRIVE EQUIPMENT



BORG WARNER AUTOMATIC TRANSMISSION EQUIPMENT—continued

SOLENOID, Brake Line Valve or Gear Holding

Part No.	†76459A/E	76502A/F	76516B	76518A/D
Model	8S	BVSI	11S	11S
Replaced by (see footnote) . .	(76518)	—	—	—
Detailed Parts				
Cover, contact	765933	—	765933	765933
Cover, rubber	765932	—	765063	765063
Plunger	765931	—	766556	766556

SWITCH, Hydraulic Pressure

Part No.	31393A
Model	HPS1
Detailed Parts	
§Nut, terminal	165033
§Washer, terminal nut	188454

STARTING MOTOR

Part No.	†26085A	26097B/D
Model	M45G	M45G
Replaced by (see footnote)	(26097)	—

For detailed spare parts, see page N20

SWITCH, Throttle

Part No.	31392A	31931A
Model	TOS1	TOS1

SWITCH, Inhibitor

Part No.	31680A	31972A
Model	55SA	55SA

KNOB, Gear Selector

Part No.	54332201
------------------	----------

SWITCH, Interrupter, Cutout, Solenoid Circuit Breaker or Safety

Part No.	†31077A/E	31542A	†31824A	31849A
Model	SS10	SS10	SS10	SS10
Replaced by (see footnote) . .	(31542)	—	(31849)	—
Detailed Parts				
§Screw, terminal	120560	120560	—	—

Note. For replacement spare parts, see appropriate column under part number
§ Recommended spares for stock

† When ordering, quote part number shown in brackets



AUTOMATIC TRANSMISSION AND OVERDRIVE EQUIPMENT

Electrical Equipment for LAYCOCK DE NORMANVILLE OVERDRIVE

Fitted to:

Armstrong Siddeley 'Sapphire 234' and 'Sapphire 236'.
Aston Martin DB Mk. III.
Austin-Healey '100', '100M' and '100 Six' (BN4 and BN6).
Bristol '405' and '406'.
Humber 'Hawk' and 'Super Snipe' (optional).
Jaguar Mk. VII, Mk. VIII, Mk. IX, 2.4, 3.4 and 3.8 litre Models, XK140 and XK150.

Jensen 4 litre 'Interceptor' (special orders), '541' and '541R'.
Jowett 'Jupiter' Sports.
Rover '60', '75', '80', '90', '100', '105' and 3 litre.
Simca 'Aronde' and 'Vedette'.
Singer 'Gazelle'.
Standard All Models (optional).
Sunbeam 'Alpine' and 'Rapier'.
Triumph TR2 and TR3.
Vauxhall 'Velox' and 'Cresta'.

SWITCH, Isolator, Interrupter, Inhibitor or Gear Lever

Part No.	†31077A/E SS10 (31542)	31478A/B SS10 —	31504A/D 12SA —	31542A SS10 —	†31824A SS10 (31849)	31849A SS10 —
Model						
Replaced by (see footnote)						
Detailed Parts						
§Screw, terminal	120560	120560	—	120560	—	—
‡Cover	—	303046	—	765373	—	—

FUSE BOXES

Part No.	†37131A SF5-2 (37260)	37260A SF5-2 —
Model		
Replaced by (see footnote)		
Detailed Parts		
§Cover	385173	385173
§Clip, cover fixing	385174	385174
§Fuse, 35 amp.	188218	—
§Screw, grub, terminal	121610	121610

SWITCH, Centrifugal

Part No.	31831A/D 64SA	76102A OCS1	76108A/E OCS1
Model			

SWITCH, Vacuum

Part No.	31832A 60SA
Model	

SOLENOIDS

Part No.	†76500A/E	†76505A/B	†76506A/B	†76507A	†76510A/D	76514A	76515A/B	76516A/B	†76517A/B	76522A
Model	TGS1	TGS1	TGS1	TGS1	TGS1	11S	11S	11S	11S	11S
Voltage	12	12	12	12	12	12	12	12	12	12
Replaced by (see footnote)	(76514)	(76515)	(76516)	(76515)	(76515)	—	—	—	(76515)	—
Detailed Parts										
Cover, contact	765933	765933	765933	765933	765933	765933	765933	765933	765933	765933
Cover, rubber	765063	765063	765063	765063	765063	765063	765063	765063	765063	765063
Plunger	765024	765047	765060	765047	765047	766554	766555	766556	766555	54640254
Boot, rubber, plunger	—	765046	—	—	765046	—	765046	—	—	765046

SWITCH, Control or Operating

Part No.	31201D PS7-1	31356A/B PS6	†31368A/B PS6 (31356)	†31419A PS7 (31434)	31434B PS7	31452A 2TS	31483A/D MS6	†31485A 9 (031648)
Model								
Replaced by (see footnote)	—	—	(31356)	(31434)	—	—	—	(031648)
Detailed Parts								
Nut, fixing, front	314017	180670	180670	314017	317543	—	—	—
Nut, fixing, rear	180093	—	—	180093	180093	—	132504	—
Washer, flat, fixing nut	—	158350	158350	—	—	—	185012	—
Washer, spring, fixing nut	185081	185188	185188	185081	185081	—	—	—
Screw, cover fixing	—	—	—	—	—	—	106734	135904
Screw, cover fixing	—	—	—	—	—	—	—	135564
Body and lever	—	—	—	—	—	—	—	380488
§ Screw, terminal	120560	121610	121610	120560	120560	—	124300	120610
Grommet	—	—	—	—	—	—	359790	—


For illustrations, see page S7

Note. For replacement spare parts, see appropriate column under part number
‡ Order separately § Recommended spares for stock ¶ Screw, earth

† When ordering, quote part number shown in brackets

continued

AUTOMATIC TRANSMISSION AND OVERDRIVE EQUIPMENT



For detailed spare parts, see pages S6 and S8



AUTOMATIC TRANSMISSION AND OVERDRIVE EQUIPMENT

LAYCOCK DE NORMANVILLE OVERDRIVE—continued

SWITCH, Control or Operating—continued

Part No.	31496A/D	31500A/D	31506A	31507A	31551A	31569A/E	†31572A	31587A
Model	MS6	11SA	MS6	MS6	MS6	MS6	9	9
Replaced by (see footnote)	—	—	—	—	—	—	(380488)	—
Body and lever	—	—	332434	332434	—	—	380488	380488
§ Screw, terminal	124300	—	—	—	124300	124300	120610	120610
Screw, base and cap fixing	106734	—	—	—	106734	136025	—	‡135904
§ Washer, base fixing screw	185012	—	—	—	185012	—	—	‡135564
Grommet	359790	—	—	—	—	—	—	—
Screw, earth	132504	—	—	—	—	—	—	—
Cover	—	—	362240	362240	—	—	—	—
Shroud, switch	—	—	362235	362236	—	—	—	—
Clip, support plate	—	—	362250	362249	—	—	—	—
Knob	—	—	—	—	311061	311061	—	—
Bracket and clip, fixing	—	—	—	—	—	362269	—	—

SWITCH, Control or Operating—continued

Part No.	31623B	31627A	31628A	31727A/J	31761A	31762A	31768A/B	31866A
Model	MS6	MS6	MS6	52SA	MS6	MS6	MS6	MS6
Replaced by (see footnote)	—	—	—	—	—	—	—	—
Knob	311061	—	—	—	—	—	—	—
Screw, base and cap fixing	136025	106734	106734	—	106734	106734	106734	106734
§ Washer, base fixing screw	—	185012	185012	—	—	—	—	—
§ Screw, terminal	124300	124300	124300	—	124300	124300	124300	124300
Bracket and clip, fixing	362269	—	—	—	—	—	—	—
Grommet	—	359790	359790	—	—	—	—	—
Screw, earth	—	132504	132504	—	—	—	—	—
Nut, fixing	—	—	—	153601	—	—	—	—
Cap	—	—	—	—	301936	301937	301938	54331103
Cover	340786	—	—	—	—	—	—	—

SWITCH, Control or Operating—continued

Part No.	31925A/D	31965B	31983A	31992A	34305A	34313A	031218	031648
Model	52SA	52SA	52SA	52SA	65SA	52SA	PS7-1	9RW
Replaced by (see footnote)	—	—	—	—	—	—	—	—
§ Switch	—	—	—	—	—	—	31201	—
Nut, fixing, front	153601	153601	153630	153630	153601	153630	314017	—
Nut, fixing, rear	—	—	—	—	—	—	180093	—
Washer, spring, fixing nut	—	—	—	—	—	—	185081	—
Body and lever	—	—	—	—	—	—	—	380488
§ Screw, terminal	—	—	—	—	—	—	120560	120610
§ Knob	—	—	—	—	—	—	314026	—
Bracket, fixing	—	—	54332457	54332457	—	—	—	—
Screw, cover fixing	—	—	—	—	—	—	—	135904
Screw, cover fixing	—	—	—	—	—	—	—	135564
Position indicator	—	—	54332407	54332423	—	—	—	—

SWITCH, Kick-down

Part No.	31632B	31642A/B	31806A/D
Model	34SA	FS32	21SA
Nut, fixing	183919	—	—
Washer, fixing nut	185171	—	—
§ Screw, terminal	108084	132464	—
§ Washer, terminal screw	188454	185000	—

SWITCH, Rotary Throttle

Part No.	31402A/B	31504A/D	31679A
Model	RTS1	12SA	48SA
§ Screw, terminal	132464	—	—
§ Washer, terminal screw	185000	—	—
Screw, terminal plate fixing	—	—	110714

RELAYS

Part No.	33094A	33135B	33157A/D	33158A/B	33174A/B	33199B	33205A	33213A/B
Model	L1R	SB40-1	SB40-1	SB60	SB60	6RA	SB60	6RA
Voltage	12	12	12	12	12	12	12	12
Cover	340135	—	—	—	—	—	—	340786
§ Screw, terminal	120560	132464	132464	132464	132464	—	132464	—
§ Washer, terminal screw	—	188412	188412	188412	188412	—	188412	—
Capacitor	—	—	—	—	—	—	54380035	—

For illustrations, see page S7

Note. For replacement spare parts, see appropriate column under part number † When ordering, quote part number shown in brackets
 ‡ Screw, cover fixing § Recommended spares for stock || Order separately

SUPERSESSION CHART



Original Part No.	Replaced by	Original Part No.	Replaced by	Original Part No.	Replaced by	Original Part No.	Replaced by
4	5	144	96	22417	22496	31118	31120
6	5	145	123	22424	22494	31119	31120
10	106	147	96	22429	22496	31128	031218
13	109	148	5	22431	22449	31130	31600
14	109	151	26	22433	22482	31131	31356
15	109	152	87	22435	22519	31133	31356
20	90	155	124	22436	22503	31134	31356
21	57	160	172	22441	22494	31135	31356
25	5	161	172	22446	22519	31142	31284
27	5	164	172	22447	22519	31145	031218
28	57	165	325	22453	22497	31147	31339
29	90	170	169	22456	22519	31148	31339
30	57	174	312	22458	22494	31149	31339
31	57	*175	356	22461	22497	31151	31107
32	57	†175	357	22462	22496	31155	31062
33	5	179	331	22465	22478	31156	031218
34	5	181	171	22470	22502	31159	31126
35	106	186	90	22483	22489	31163	31287
37	57	187	331	22524	22528	31169	31228 and 314026
40	106	188	311	22529	22530	31170	31228 and 314026
42	109	189	381	22704	22700	31171	31295
43	109	192	323	24524	‡	31172	31228 and 314698
44	106	193	173	25000	25007	31174	31363
50	171	†195	332	25001	25031	31176	31295
51	171	*195	359	25012	25025, 76464	31179	31192
52	171	199	382		and 763028	31180	31404
53	57	211	209	25015	25021	31182	31120
54	57	213	209	25024	25022	31195	31107
58	5	215	207	25071	25075	31199	31192
60	87	221	382	25506	Repair only	31200	31126
61	169	251	258	25511	25526, 76464	31202	31201
62	171	257	253		and 763028	31204	31201
63	990	301	355	25522	25521	31209	31228
65	180	304	359	25523	25521	31212	31201
66	168	305	332	25524	25533	31217	31192
68	168	*309	307	25532	25514	31222	31404
69	169	313	331	26028	26077	31231	31120
70	168	316	321	26035	26041 and 76464	31236	31201
71	168	318	173	26057	26038, 76464	31239	31363
72	106	320	150		and 763028	31240	31044
73	75	323Y	600	26085	26097	31242	31600
74	106	329	330	26104	26123	31247	31253
76	106	353	380	26109	26051	31251	31126
77	106	360	370	31000	31269 and 380260	31252	31192
78	109	362	336	31010	31269 and 380527	31254	31356
79	109	363	332	31024	31356	31261	31192
80	182	365	371	31040	31262 and 380259	31263	31262
81	182	369	381	31042	31256	31267	31528
82	182	971	970	31043	31600	31271	31339
83	182	972	970	31045	31241	31273	31542
85	381	975	974	31048	31363	31275	31356
86	381	981	990	31051	31356	31276	31356
88	96	982	990	31054	31356	31278	31482
93	5	983	990	31057	31339	31282	31363
99	182	984	987	31059	31363	31285	31356
101	183	985	987	31060	31339	31288	31270 and 345070
102	183	986	987	31061	31262 and 380527	31289	31447
104	190	991	998	31063	31228 and 314427	31290	31295
105	205	1224M	987	31064	31228 and 314462	31294	31107
107	106	5835/26B	654	31066	31363	31297	31454
108	75	12721C	350	31067	31339	31300	31107
110	109	20900	‡	31068	031218	31302	31448
113	200	22006	‡	31071	31107	31305	31262 and 380259
114	5	22250	22258	31072	31339	31306	31311
115	183	22251	22262	31074	31644	31318	31363
116	183	22255	22259	31076	31262	31319	31356
121	123	22257	22265	31077	31542	31320	31356
122	123	22260	22268	31078	31062	31321	31356
125	123		22700 c/w	31080	31228 and 314026	31322	31356
132	150		54942078	31090	31129	31323	31356
133	149	22297	54942079	31094	31124	31324	31262 and 380259
135	96		54190042	31106	31356	31325	31262
140	123		54190048	31108	31192	31326	31262
141	5	22411	22449	31109	31540	31327	31356
142	123	22413	‡	31112	31258	31328	31356

* Right hand drive † Left hand drive ‡ Return unit for possible repair

continued



SUPERSESSION CHART

Original Part No.	Replaced by	Original Part No.	Replaced by	Original Part No.	Replaced by	Original Part No.	Replaced by
31329	31262 and 380259	31668	31957	34023	34090	36228	36257
31333	31363	31669	31719	34024	34055	36230	36099
31336	31001	31678	31637	34025	34090	36236	36257
31342	31356	31686	31120	34026	34055	36246	36289
31343	31356	31689	31253	34027	34078	36248	36267
31345	31356	31693	31270	34028	34056	36255	36259
31347	31356	31704	31291	34031	34065	37002	37065
31348	31356	31705	31434	34032	34056	37003	37065
31349	31356	31710	31714	34034	34090	37030	37046
31352	31600	31723	31426	34035	34055	37031	37057
31354	31295	31729	31727	34036	031366	37032	37057
31355	31295	31731	31734	34037	031366	37033	37081
31359	31379	31772	31662	34041	34055	37034	37062
31367	31311	31794	31821	34042	34055	37035	37216
31368	31356	31814	31126	34047	34090	37036	37046
31372	31284	31819	31434	34050	34090	37048	37182
31373	31107	31822	31524	34051	34090	37050	37099
31378	31120	31824	31849	34052	34090	37052	37219
31386	31262 and 380527	31846	31637	34058	34065	37055	37057
31389	31434	31851	31828	34059	34056	37054	37247
31390	31295	31884	31882	34061	34090	37056	37081
31391	31304	31900	31434	34062	34056	37058	37062
31394	31141	31903	31737	34066	34090	37063	37093
31399	31356	31905	31250	34067	34090	37066	37183
31400	31356	31932	31743	34071	34090	37067	37105
31407	31356	31934	31899	34072	34056	37076	37065
31410	31434	31953	31912	34073	34090	37078	37065
31411	31120	31954	31568	34075	34055	37079	37081
31418	31262	31966	31918	34081	34090	37080	37092
31419	31434	32740	32796	34084	34090	37089	37280
31420	31126	32750	32756	34085	34074	37098	37206
31424	31270	32769	32764	35003	35010	37099	37081
31427	31568	32772	32756	35004	35020	37100	37110
31431	31434	32777	32760	35005	35013	37102	37216
31432	31126	32785	323768	35007	35012	37107	37260
31437	031445	32812	32884	36006	36001	37116	37280
31439	31542	32818	324870 and 324815	36013	36030	37118	37217
31442	31262	32829	32749	36017	364570	37127	37097
31446	31253	32846	32884	36018	36001	37130	37260
31449	31403	32895	32884	36020	36001	37131	37260
31464	31691	32900	331429	36024	36047	37132	033240
31465	31356	32963	33502	36028	36181	37136	37110
31467	31201	32994	33524	36036	36002	37137	37110
31468	31316	33018	37144	36037	36105	37138	37182
31484	31497	33055	33208	36041	36033	37139	37183
31485	031648	33073	33187	36048	36002	37154	37134
31490	31311	33075	33184	36051	36002	37166	37220
31493	31494	33076	33180	36055	36137	37172	37206
31498	31434	33084	33182	36072	36068	37178	37248
31508	31664	33090	33187	36073	36002	37181	37307
31510	31253	33091	33184	36079	36135	37187	37307
31515	31434	33108	33183	36087	36140	37189	37303
31522	31645	33116	33188	36092	36123	37201	37260
31530	31608	33118	33185	36098	36135	37204	37298
31532	31375	33139	33188	36104	36030	37207	37297
31534	31497	33143	33184	36110	36001	37209	37260
31536	31356	33150	33203	36111	36135	37226	37308
31538	31201	33164	33216	36113	36047	37259	37315
31548	31194 and 316435	33166	33185	36114	36047	37279	37299
31554	31434	33169	33223	36117	36001	38012	38029
31557	31434	33181	33184	36119	36244	38013	38049
31560	31550	33198	33188	36151	36001	38015	38046
31572	380488	34002	34055	36152	36192	38019	38133
31575	31403	34004	34056	36161	36056	38020	38048
31581	31434	34006	34056	36163	36001	38022	38066
31588	31714	34009	34056	36167	36137	38030	38054
31602	31454	34010	34043	36169	36125	38034	38043
31621	31641	34011	34043	36179	36030	38042	38054
31627	31483	34014	34055	36180	36247	38057	38044
31628	31496	34015	031266	36183	36253	38065	38059
31629	31854	34016	34056	36200	36001	38069	38052
31631	31637 and 345070	34018	34055	36202	36125	38070	38067
31635	31476	34020	34054	36210	036435	38075	38049
31636	31622	34021	34055	36221	36144	38081	38133
31653	31550	34022	34054	36225	36256	38082	38054

SUPERSESSION CHART



Original Part No.	Replaced by	Original Part No.	Replaced by	Original Part No.	Replaced by	Original Part No.	Replaced by
38083	38133	40319	40538	50088	†	50305	†
38084	38046	40320	40495	50089	†	50306	50947
38085	38018	40321	40496	50095	†	50311	50751
38086	38043	40330	40504	50096	†	50314	†
38087	38049	40332	40515	50098	50473	50315	†
38092	38053	40336	40534	50102	50753	50316	†
38105	38052	40354	40608	50103	50752	50317	†
38106	38053	40355	40502	50107	50707	50323	†
38127	38049	40363	40517	50108	†	50324	†
38153	554734 and 987	40364	40359	50141	50081	50325	†
38155	38132	40365	40479	50142	50079	50326	†
38261	348261 and 348262	40366	40608	50144	50882	50330	†
39013	39020	40372	40696	A50144	50882	50331	†
39023	39006	40376	40511	50149	50147	50336	50440
39506	301187	40380	40491	50150	†	50337	†
39511	39507	40386	40500	50151	†	50338	†
40012/S	40339	40392	40608	50153	50511	50339	†
40033/S	40404	40395	40537	50154	50512	50344	50752
40042/S	40074 and 401091	40396	40491	50155	†	50345	50753
40045/S	40179	40402	40711	50156	†	50360	50613
40047/S	40175	40403	40698	50165	51369	A50360	50613
40048/S	40162	40414	40509	50166	51369	50361	50613
40050	40070	40419	40503	50174	50500	50362	51592
40052/S	40195/S	40422	40520	50175	†	50370	50649
40055	40085	40423	40424	50178	†	50379	50565
40056	40251	40425	40491	50181	†	50380	†
40057	40091	40427	40624	50182	†	50383	†
40058/S	40197	40428	40682	50194	†	50384	†
40080	40093	40430	40491	50195	†	50385	†
40088	40269	40434	40477	50196	†	50402	50711
40096	40092	40436	40694	50197	†	50403	51645
40103	*	40437	40478	50201	50364	50427	50606 and 551321
40107	40161	40452	40498	50202	50364	50429	50751
40113	40063	40459	40720	50204	50511	50431	†
40116	40359	40463	40527	50205	50512	50432	†
40117	40269	40472	40673	50210	50473	50433	†
40130	*	40473	*	50211	50473	50439	50606
40131	*	40480	40698	50213	†	50442	50440
40137	40179	40488	40510	50215	50199	50443	50441
40144	40071	40492	40682	50216	50200	50444	50794
40147	40371	40499	40624	50217	†	50445	51336
40148	40081	40507	40547	50218	†	A50445	51509
40154	40504	40542	40607	50221	50219	B50445	51339
40155	40565	40558	40602	50222	50220	50446	51336
40163	40339	40562	40689	50223	50219	50452	50511
40167	40071	40568	40601	50224	50220	50453	50512
40182	40091	40577	40721	50227	†	50454	50511
40199	40695	40581	40662	50228	†	50455	50512
40200	40283	40592	40629	50231	50565	50458	50523
40201	40479	40600	40643	50232	†	50459	50523
40205	40076	40606	40637	50233	†	50460	50511
40215	40405	40613	40721	50234	†	50461	50512
40219	40236	40614	40725	50235	†	50464	50607 and 551321
40221	40224	40706	40711	50236	†	50465	50607
40230	40504	45012	45075	50237	†	50474	50472
40237	40251	45013	45076	50238	†	50475	50473
40244	40512	45014	45076	50245	†	50478	50511
40257	40270	45016	45076	50250	50146	50481	50752
40262	40270	45020	45074	50251	50147	50482	50753
40263	40435	45021	45093	50253	†	50483	50523
40264	*	45023	45093	50254	†	50490	50753
40276	40693	45025	45096	50261	50659	50491	50753
40280	40435	45036	45077	50262	51344	50508	†
40284	40497	45038	45058	A50262	51533	50515	50511
40289	40540	45039	45075	B50262	51346	50516	50512
40293	40695	45046	45075	50263	51344	50526	50364
40295	40539	45052	45076	50264	50882	50527	50364
40297	40290	45053	45074	50274	50177	50528	51533
40299	40494	45054	45075	50284	50523	50531	†
40301	40360	45067	45075	50285	50124	50537	50529
40305	40359	45096	45075	50291	50523	50549	50746
40310	40359	45103	45111	50292	51906	50550	51592
40311	40360	45113	45111	50300	50709	A50550	50605
40312	40401	47072	47097	50303	50406	B50550	50983
40317	40571	50086	†	50304	50634	50551	51592

* Return unit for possible repair

† Offer Conversion Set 057179 and 057398

‡ Complete lamp no longer available, return unit for possible repair

continued



SUPERSESSION CHART

Original Part No.	Replaced by	Original Part No.	Replaced by	Original Part No.	Replaced by	Original Part No.	Replaced by
50554	†	B50792	50613 and Bulb 370	50963	51339	51426	51504
50555	†	50793	51592	50966	51342	51505	51762
50556	†	A50793	50605	50968	51419	51506	51763
50557	†	B50793	50983	50974	51468	51590	51342
50558	†	50795	51530	50975	51469	51648	51640
50561	†	50798	50988	50976	51470	51649	51641
50562	†	50799	51344	50978	51411	51650	51639
50566	†	A50799	51533	50979	51065	51726	51774
50570	50319	B50799	51346	A50979	A51065	51780	51344
50571	50825	50803	51509	B50979	B51065	51781	51533
50573	50572	50804	51509	50980	51065	51782	51346
50578	50613	50807	51467	50985	50988	51783	51411
50579	51344	50808	51411	50989	50877	51844	51899
50580	†	50821	50988	50990	50987	51894	51897
50581	†	A50821	50877	50991	51651	51933	51939
50583	50511	B50821	50986	50992	51344	51966	51957
50584	50512	50826	50825	50993	51533	51983	51538
50585	50519	50835	51417	50994	51346	51984	51467
50588	50711	A50835	51530	50995	50988	52003	52153
50589	51645	B50835	51419	50996	50986	A52003	52522
50591	50707	50836	51417	51010	51010	52026	52156
50592	†	50837	51420	51011	51419	52027	52157
50593	50709	50839	50838	51012	51530	52029	52057
50595	50752	50840	51194	51014	51023	52032	52164
50596	50752	50852	50825	51015	51024	52040	52157
50600	†	A50852	A50825	51016	51025	A52040	52157
50601	†	B50852	B50825	51017	51026	52042	52164
50602	†	50854	51023	51018	51027	52043	52137
50612	51336	A50854	51025	51055	51054	52044	52156
A50613	50613 and Bulb 355	B50854	51024	51056	51484	52051	52164
B50613	50613 and Bulb 370	50855	51023	51066	51065	52052	52121
50614	50613	50857	51468	51078	51023	52053	52070
50623	50473	A50857	51469	51079	51024	52058	52121
50624	†	B50857	51470	51080	51025	52059	52260
50625	†	50858	51468	51088	51293	52060	52164
50632	50649	50859	50977	51089	51296	52066	52154
50633	50746	50861	†	51138	50200	A52066	52523
50635	†	50862	†	51139	50219	52067	52156
50647	50645	50869	50988	51140	50220	52068	52157
50648	50646	A50869	50877	51216	51065	52071	52164
50694	51336	B50869	50986	A51216	A51065	52074	52153
50695	50941	50870	50988	B51216	B51065	52078	52057
50700	50984	50876	50987	51217	51065	52079	52154
50705	50825	50878	51336	51218	50981	52084	52164
A50705	A50825	A50878	51509	51240	51411	52089	52164
B50705	B50825	B50878	51339	51246	51344	52091	A52157
50706	50185	50879	51344	51247	51533	52092	52164
50716	50752	A50879	51533	51249	51336	52097	52189
50717	50753	50880	51336	51250	51509	52099	52164
50718	50523	50881	51344	51251	51339	52105	52154
50723	50882	50884	51417	51252	51342	A52105	52523
A50723	50882 and Bulb 355	50885	51417	51253	51343	52110	52154
B50723	50882 and Bulb 370	50892	†	51254	51344	52112	52525
50724	50882	A50892	†	51329	51420	52113	52121
50728	51026	B50892	†	51334	51596	52115	523964
A50728	50873	50893	†	51335	51336	52117	52188
B50728	51027	50894	†	51337	51509	52118	52151
50729	51026	A50894	†	51338	51509	52130	52165
50734	51592	B50894	†	51340	51339	52133	52047
A50734	50605	50895	51026	51341	51342	A52139	52524
B50734	50983	A50895	50873	51345	51533	52142	52232
50735	50982	B50895	51027	51353	51023	52143	52160
50741	†	50896	51026	51354	51027	52148	52151
50742	†	50901	50900	51355	50873	52152	52139
50743	†	50914	51029	51378	51533	A52153	52522
50755	51369	50915	51029	51380	51533	A52154	52523
50756	51369	50919	51587	51382	51346	A52157	52157
A50756	51370	50934	50933	51391	51344	52158	52200
B50756	51371	50937	50781	51392	51346	52162	52240
50775	50877	50950	51906	51393	51411	52182	52436
50779	50778	50954	51336	51394	51467	52197	52030
50780	51194	50959	51344	51407	51344	52205	52436
50790	51342	50960	51533	51408	51346	52206	52160
50792	50613	50961	51346	51409	51533	52213	52369
A50792	50613 and Bulb 355	50962	51342	51414	51411	52214	52436

† Complete lamp no longer available; return unit for possible repair

SUPERSESSION CHART



Original Part No.	Replaced by	Original Part No.	Replaced by	Original Part No.	Replaced by	Original Part No.	Replaced by
52219	52436 and 574490	53110	53109	54009	54045	58488	58566
52220	52436 and 574491	53111	53584	54010	54044	58494	58567
52222	52365	53112	53277	54011	54038	58495	58568
52227	52139	53115	53177	54012	54037	58497	58493
52236	52365	53118	53117	54013	54045	58499	58570
52238	52160	53120	53173	54014	54044	58521	51336
52246	52285	53123	53184	54015	053984	58522	51509
52256	52365	53127	53207	54017	053982	58523	58230
52269	52367	A53133	53615	54018	053981	58524	58231
52272	53626	53134	53172	54023	54044	58525	58456
52274	52367	53140	53256	54035	54044	58526	58571
52276	52365	A53140	53256	54036	54045	58527	58572
52278	53626	53142	53202	54039	053981	58545	58446
52282	53626	53143	53203	54040	053982	58546	58669
52286	52367	53145	53183	54041	54044	58623	58733
52296	52371	53146	53183	54042	053983	62003	062556
52306	52366	53150	53194	54043	053984	62006	062556
52310	52365	53151	53178	54048	053982	62007	062556
52333	52365	53156	53226	54049	54045	62008	062551
52339	53626	53159	53161	55009	54052075	62011	062595
52346	53626	53166	53226	55010	54052075	62015	62040
52372	52240	53169	53699	55027	053241	62021	062556
52394	52402	53176	53183	55029	55128	62030	062556
52412	52367	A53178	53906	55030	053173	62031	062551
52444	53626	A53182	53394	55039	053189 (6 volt) and 54052075 (12 volt)	62043	062549
52446	52492	53186	53224		55169	62047	062560
52462	53626	53192	53193	55049	55169	62525	062643
52463	52405	53196	53173	55052	55090	62528	062561
52464	53627	53197	53200	55055	54052075	62531	062561
53007	53615	53204	53194	55062	053192 { 55168 6v. 55169 12v.	65441	65424
A53007	53614	53209	{ 058720 6v. 058721 12v.		053192 { 55168 6v. 55169 12v.	69002	069504
53008	53440					69003	069504
A53008	53439	53220	53200	55063		69004	*
53019	53037	53241	53443	55074		69005	*
53027	53392	53250	53397	55075		69006	069504 (pair)
53028	53440	53255	53215	55077	{ 053172 6v. 053173 12v.	69007	069504 (pair)
53029	53392	53266	53502			69008	69054
A53029	53392 and Bulb 200	53269	53394	55085	55169	69011	069504 (pair)
53031	53244	53271	53290	55092	54052075	69012	069504 (pair)
A53031	53394	53276	53277	55094	54052075	69013	69054
53034	53580	53298	53624	55098	55043	69019	069504 (pair)
53041	53616	53322	53464	55122	053241	69020	069504 (pair)
53045	53580	53333	53628	55159	55128	69021	069504 (pair)
53051	53585	53348	53518	55183	55084	69022	069504 (pair)
53056	53256	53350	53838	56011	56045	69025	069504 (pair)
A53056	53256	53351	53839	56017	56047	69026	069504 (pair)
53057	53594	53372	53624	56021	56057	69032	069504 (pair)
53060	53390	53393	53574	56026	56031	69033	069504 (pair)
A53060	53389	53398	53244	A56026	A56031	69040	69054
53061	53580	53417	53616	56027	56046	69041	69060
53062	53440	53434	53161	A56030	A56031	69042	69061
53063	53440	53436	53616	56038	56047	69044	69062
53064	53580	53462	53097	56042	56058	69045	69063
53066	53440	53479	53356	56043	56047	69080	69076
53067	53578	53503	53626	A56044	A56045	69081	69077
53071	53440	53513	53615	56051	56047	69083	69046
A53071	53439	53523	53097	57035	57052	69084	69047
53072	53390	53533	53625	57048	57131	69085	69056
53074	53582	53534	53295	57063	57126	69086	69055
53075	53583	53573	53161	57070	57129	69088	69082
53076	53459	53591	53669	57075	57133	69089	69070
53077	53244	53592	53670	57078	57128	70001	70048
53081	53390	53593	53671	57084	57052	70025	70140
53082	53194	53602	53343	58024	58041	70026	069344
53083	53580	53615	53761	58025	58042	70063	069448
53089	53583	53633	53705	58026	58043	70071	069474
53091	53193	53642	53702	58027	58044	70073	70064
53092	53175	53644	53717	58028	58045	70092	70140
53094	53201	53645	53718	58029	58046	70146	70142
53098	53179	53648	53540	58030	58047	72548	72662
53102	53200	53650	53101	58070	51533	72564	72658
53103	53095	53715	53539	58232	51336	72565	72659
53104	53277	53721	53626	58375	58465	72665	72699
53107	53109	53840	53624	58474	58563	72670	72656
53108	53109	53841	53626	58476	58564	72671	72636

* Return unit for possible repair

continued



SUPERSESSION CHART

Original Part No.	Replaced by	Original Part No.	Replaced by	Original Part No.	Replaced by	Original Part No.	Replaced by
72674	72744	76211	76205	053201	54052077	295230	31513 and 295112
72682	72685	76213	76210	053271	54052080	295270	295110
72688	72660	76228	76205	053272	54052081	301186	301187
72702	72673	76401	076411	053274	54052078	310254	31124
72703	72699	76406	076419	053276	54052083	310380	31611
75003	732481	76411	76464	053277	54052084	310392	31379
75027	732480	76412	76438 and 764684	053311	54052085	310396	31379
75041	732480	76413	076414	053315	54052086	310518	31129
75047	75073	76414	076415	053316	54052087	310656	31311
75048	732480	76417	76464 and 763028	053830	053976	310750	310757
75049	732480	76420	76438 and 764354	060090	060103	310754	310757
75053	75150	76429	76427	060116	534539	310818	31062
75054	732480	76431	76438 and 764685	062500	062562	311097	311156
75055	75152	76443	76469	062511	062641	311132	311156
75059	732480	76445	76464	062519	062643	312151	31287
75062	75161	76459	76518	062532	062552	312168	31287
75063	75148	76463	76442	062537	062549	312272	31344
75064	75145	76465	76464	062542	062548	312813	316276
75067	75158	76466	76469	062553	062552	312850	314427
75068	75179	76500	76514	062557	062556	313327	313337
75069	732480	76505	76515	062558	062558	313637	54330740
75070	732480	76506	76516	062567	062556	313638	54330741
75074	75144	76507	76515	062574	062552	313639	54330747
75075	75153	76510	76515	062579	062556	313661	54330749
75077	732481	76517	76515	062581	062595	314014	031218
75084	75143	76604	76605	062605	062612	314015	314026
75087	75153	78039	78024	062606	069344	314090	31356
75088	75151	78110	045155	069207	069248	314091	31600
75092	75145	78204	78356 and 54332086	069213	069344	314124	31356
75095	732481	78209	78361 and 54332086	069214	069343	314129	31356
75100	75146	78211	78325 and 54332599	069348	069343	314142	31356
75120	732480	78212	78357 and 54332086	069376	069343	314144	31356
75121	732481	78218	78253	069399	069344	314146	31356
75126	732480	78220	78364	069430	069405	314231	31295
75127	732481	78221	78325 and 54332599	069515	069344	314421	314026
75147	75231	78232	78325 and 54332086	076013	76464	314422	031218
75170	75331 and 745997	78233	78325 and 54332086	076014	76421 and 763028	314442	31201 and 314403
75172	75311 and 745997	78235	78353 and 54332082	076016	76421 and 763027	314547	31356
75174	75296 and 745997	78236	78355 and 54332082	076033	76438 and 764505	314613	31228 and 314437
75177	75313 and 745997	78238	78340	077012	077011	314614	031218
75181	75345 and 745997	78239	78356 and 54332086	122636	120560	314631	31228 and 314437
75183	75311	78243	78340	228137	22449 and 37057	314662	314026
75186	75331 and 745997	78244	78325	228139	22449	314664	314026
75187	75309 and 745997	78245	78356 and 54332086	228199	22416	314665	314026
75188	75319 and 745997	78246	78264	228240	22449	314683	314026
75192	75296 and 745997	78249	78325 and 54332599	228365	22482	314691	314026
75196	732480	78255	78359 and 54332082	238184	22474	314695	314026
75199	75310 and 745997	78256	78359 and 54332082	238311	238395	314696	314026
75200	75296	78257	78325 and 54332599	238464	22455	314722	31339
75214	75297	78258	78359 and 54332082	250231	25017	315044	316102
75230	75150	78259	78364	250405	25032	315059	315069
75231	75308 and 745997	78261	78359 and 54332086	250498	25043	315066	315061
75232	75309 and 745997	78262	78361 and 54332086	250542	25033	315076	315061
75233	75305 and 745997	78263	78205	250603	25016	315077	315061
75234	75311 and 745997	78268	78252	255273	255273	315094	315075
75235	75310 and 745997	78269	78325 and 54332086	255376	25551	315098	315062
75236	75311 and 745997	78273	78359 and 54332082	255378	25535	315119	315104
75238	75295	78274	78356 and 54332086	255666	25514	315131	315104
75244	073004	78276	78325 and 54332599	255721	25535	315132	315104
75246	75313 and 745997	78278	78363	255857	25512	315133	315104
75247	75295 and 54710365	78287	78265	255901	25536	315135	315042
75249	75331 and 54710484	78292	78363 and 54332082	255986	25535 and 76022	315143	316102
75250	75345 and 745997	78302	78363	255998	25515	315148	316102
75277	732480	78310	78340	256011	25514	315149	316102
75280	75309 and 745997	78312	78331	256044	25516 and 76439	315220	315224
75285	75113	78315	78299	270064	26054	315233	315140
75291	75319 and 745997	78320	78340	270244	26038 and 76464	315236	315215
75293	75310 and 745997	78324	78340	270299	26038 and 76464	315239	315215
75294	75311 and 745997	78326	78340	270301	26009	315241	315228
75304	073004	78377	78357	270383	26055	315258	316102
75322	75310 and 745997	82036	82051	270401	26032 and 76464	315260	316102
75323	75311 and 745997	82037	82053	270490	26026	315507	31542
75329	75311	033241	033240	270554	26040 and 76464	315714	315774
75334	75113	053192	55169	270557	26060	315723	317577
76208	76218	053200	54052076	295118	31513, 295110 and 295229	315725	31281

SUPERSESSION CHART



Original Part No.	Replaced by	Original Part No.	Replaced by	Original Part No.	Replaced by	Original Part No.	Replaced by
315737	315734	317320	317373	359216	31472	508571	553145, 553065
315739	31382	317326	317365	359350	31161		and 500291
315762	317577	317331	317362	359670	359013	508762	508755 and 504801
315989	316231	317332	316478	359674	359013	511827	551912 and 504804
315995	313604	317335	315042	359831	31001	520940	52070
315996	314026	317352	315042	359863	31001	522968	52164
315997	314026	317357	315042	360007	31284	523500	53580
315998	314026	317363	315042	360020	31795	523531	52030
316113	315002	317364	317362	364322	36002	523595	53440
316116	315042	317366	315042	364366	36137	524752	53390
316117	315042	317370	317365	364391	36002	524753	53390
316118	316144	317379	326345	364428	36047	524982	52157
316121	315042	317501	314026	364470	36002	525123	53392
316131	316102	317502	314026	364493	36002	525133	53032
316136	316141	317503	314403	364510	36047	539322	54046
316158	316137	317506	314026	364536	36002	539663	54044
316159	316140	317515	316102	364576	36002	539664	54038
316160	54330756	317533	316231	364595	36047	539665	54045
316204	314403	317601	318171	364634	364570	539669	54044
316205	314427	317621	312613	364647	36047	539670	54038
316206	314026	317649	318172	369001	36001	539671	54045
316214	316231	318161	313690	369047	36001	539694	54044
316216	314026	318167	313690	369076	36000	539730	053983
316217	315951	318168	316623	369260	36071	539731	053981
316218	315951	318181	316632	369263	36001	539732	053984
316219	315951	318387	318386	369269	36153	539733	053982
316220	315951	318489	318475	369270	36001	539735	053981
316224	314026	318495	313337	369274	36030	539911	54034
316225	316231	318504	38066	369283	36030	539971	54022
316226	316231	318505	38046	369295	36001	539973	54021
316227	316231	318526	318507	380148	31262	540020	56016
316233	316231	318534	318604	380150	31262 and 380259	540092	56047
316237	316231	318596	38046	380168	31262	545072	545025 and 770419
316238	316231	318612	318604	380191	31262	545138	56057
316239	316231	318732	318604	380234	31262	545145	56058
316243	314026	319081	38059	380521	31482	545179	56010
316244	314026	319082	38068	385019	37110	551809	553147 and 553065
316246	314437	319083	38067	385175	37260	552708	552818 and 144820
316248	314437	319387	38112	385184	37260	560602	56018
316249	314437	319388	305569 and 319215	385200	37260	580306	062643
316284	316285	319416	38135	385211	37260	580574	062552
316288	316276	319417	38177	385221	37110	580593	062552
316365	316493	323137	323140	400206	40224	580651	062556
316366	316102	323430	323433	404425	40091	580652	062573
316368	316483	323440	323442	405507	40062	580733	062587
316369	316393	323616	323623	405515	40100	580736	062590
316373	315042	323801	323809	405516	40069	580785	062552
316374	316153	323816	323809	405543	40062	580796	062551
316375	315042	323821	323823	405569	40076	580892	062552
316416	316276	323822	323823	405570	40091	605248	65424
316425	316276	323870	323433	405601	40224	620128	062641
316436	316287	323871	323433	405616	40224	620200	062556
316437	316276	324338	331745	405651	40174	620307	062549
316475	316102	325296	316102	406269	40053	620601	62555
316484	316393	326540	325744	406319	40196	620701	062552
316488	316381	332179	332151	406335	40251	620708	062552
316490	315042	332195	332151	406345	40027 and 401091	621306	062551
316491	315042	332202	332203	407345	40282	622047	56057
316492	315042	334551	37081	407348	40453	690796	069504
316495	316493	340931	340786	409624	40196	690797	069504
316497	315042	344472	34055	409629	40194	702890	707083 (low note)
316498	315042	344484	34055	409639	40195		and 707085
316499	315042	344528	34055	409641	40192		(high note)
316509	316478	344540	34055	409642	40193	725151	727293
316630	312613	344544	34065	409929	40112 and 401091	730292	732480
316724	316276	344694	34078	409958	416540	731809	727293
317051	31107	344851	34056	410041	40225	732114	735110
317063	31363	344874	34090	410042	40164	732115	735111
317067	31363	344887	34055	410501	40165	732907	727293
317073	31107	344889	34055	410504	40133	732926	735110
317075	31107	344890	031366	410700	40135	732927	735111
317089	31363	344910	34054	411052	40223	732962	732936
317308	315104	344920	34054	506096	50530	732963	727293
317310	315121	344924	34090	506097	50531	733068	732480
317315	316102	354021	37101	507292	508755 and 504801	733107	732480

continued



SUPERSESSION CHART

Original Part No.	Replaced by	Original Part No.	Replaced by	Original Part No.	Replaced by	Original Part No.	Replaced by
733147	732480	737413	737412 and 737130	739931	739937	743229	743235
733189	732480	737425	742277	739933	739937	743230	743235
733472	727293	737428	742142	739934	739973	743231	743235
734154	737186	737430	742272	739935	739973	743232	743235
734515	737186	737431	742273	739936	739937	743234	743235
734518	737357	737433	738724	739941	739973	743236	743238
734519	737357	737451	737902	739942	739973	743248	743251
734566	737357	737452	737902	739943	739937	743250	743251
734629	737144	737453	742144	739944	739973	743521	741836
734630	737144	737481	742296	739947	739937	743522	54711562
734771	737357	737482	741543	739948	739937	743523	54711571
734772	737357	737509	737902	739953	739937	743527	54711573
735031	735097	737516	737681	739954	729937	744139	54711552
735045	737900	737517	742290	739955	739937	744140	54711553
735048	737900	737520	742295	739956	739973	744142	54711211
735049	737900	737524	742140	739957	729932	744251	744256
735050	737902	737525	742270	739958	739973	744261	744256
735051	742314	737526	742271	739959	739932	744269	744258
735055	737900	737529	742152	739960	739973	744270	744257
735056	737902	737536	741543	739961	739973	744274	744258
735061	737900	737557	742145	739962	739973	745651	54711570
735067	737902	737570	742146	739963	739973	748853	54711201
735076	737902	737571	742147	739965	739972	760080	76464 and 763028
735077	737902	737572	741680	739966	739972	762094	76205
735078	737902	737573	*737900	739967	739973	762095	76218
735080	737902	†737903	742141	739968	739973	762190	76225
735081	737902	737576	742153	739969	739973	764150	76439
735096	737900	737581	737902	739970	739937	764236	764248/S
735098	737902	737588	737902	739971	739973	764247	76427
735107	735103	737595	742150	739974	739972	764251	76428
735135	735133	737596	742151	739975	739973	764374	076415
735265	737186	737600	737902	739978	739937	764401	76423
735266	737186	737602	742148	739979	739973	765350	765373
735315	735691	737603	742149	739980	739973	768008	76605
735378	735691	737622	742277	739981	739937	768061	76602
735379	735691	737624	742154	739982	739932	768374	768378
735411	735691	737625	742155	741265	741264	768379	78363 and 54332082
735435	735471	737628	742274	741278	741264	768439	768378
735446	734453	737629	742275	741279	741264	768491	768473
735472	735471	737633	737902	741290	745083	768499	768473
735528	737085	737653	737680	741291	745082	768500	768651
735529	737085	737660	737902	741292	745071	768502	768378
735534	737357	737661	737902	741293	745072	768507	768378
735535	737357	737679	741543	741294	745080	768521	768522
735592	737357	737682	741543	741295	745081	768523	768473
735593	737357	737683	741680	741300	745077	768539	768540
735628	735594	737791	742282	741451	741488	768543	315042
736117	739844	737799	732642	741453	741485	768548	768522
736357	739858	737808	742160	741454	741489	768654	768378
736411	742293	737814	742156	741456	741487	768663	768378
736416	742294	737815	742157	741481	741488	768679	768642
736418	742291	737837	742281	741483	741487	768689	768473
737028	737357	737840	742280	741540	737681	768691	768378
737029	737357	737907	54711283	741810	54712081	768890	768651
737070	737186	737940	54711284	741832	737902	768896	76378
737086	737085	737941	54711285	741833	737902	770017	78266
737093	737357	738009	739973	741834	745071	860547	554734
737094	735691	738221	739866	741835	745072	861113	863511
737111	737186	738679	739937	741836	54711561	863143	54944812
737121	737357	738719	738724	741837	54711562	54038007	033285
737126	735691	738723	54711614	741838	54711563	54330748	312613
737127	735691	738735	737897	741847	54711568	54360085	305569 and 319303
737131	737357	738775	737839	741848	54711450	54360213	319107 and 319222
737132	737357	738776	727759	741849	54711451	54360247	305569 and 319303
737137	735471	738933	742291	742079	738724	54360552	305569 and 319217
737138	735471	738934	741543	742311	737903	54710005	54711536
737176	737357	739832	739858	743212	743221	54710006	54711537
737177	737357	739855	739879	743214	743221	54711068	54712110
737269	735691	739884	739879	743217	743221	54711069	54712111
737270	735691	739899	739858	743220	743221	54711200	54711202
737347	735691	739907	739858	743223	743235	54711210	54711212
737348	735691	739930	739973	743225	743235	54711658	842100
						54940878	54945043

* Collet fixing † Spline fixing

LUCAS

SECTION

U

NUMERICAL INDEX

This section provides a complete record of all part numbers appearing in this catalogue. In the case of complete units, only one reference is made to Section A, Vehicle Specifications, although in fact a particular unit may appear many times throughout this section against various vehicles. The interchangeability of a unit from one vehicle to another is given in the Vehicle Application Reference which appears in each section.

Part No.	Page No.	Part No.	Page No.	Part No.	Page No.	Part No.	Page No.	Part No.	Page No.
1	L13	86	T1	174	T1	312	L12, T1	601	L15
2	L13	87	L13, T1	175	T1	313	T1	602	L12
4	T1	88	T1	177	L12	316	T1	603	L12
5	L13, T1	90	L13, T1	179	T1	317	L14	604	L12
6	T1	93	T1	180	L13, T1	318	T1	606	L15
6CFBEW11E	A63	96	L13, T1	181	T1	319	L14	621	L15
6CXBEW13	A89	99	T1	182	L13, T1	320	T1	622	L15
10	T1	101	T1	183	L13, T1	321	L12, T1	623	L15
11	L13	102	T1	185	L12	323	L12, T1	624	L15
13	T1	104	T1	186	T1	325	L12	638	L15
14	T1	105	T1	187	T1	326	L12	640	L14
15	T1	106	L13, T1	188	T1	329	T1	641	L13
20	T1	107	T1	189	T1	330	L15, T1	643	L14
21	T1	108	T1	189-4	A116, C22	331	L15, T1	645	L14
23	L13	108-1	Q38	190	L14, T1	332	L15, T1	647	L14
25	T1	108-2	Q38	192	T1	333	L15	650	L15
26	L13, T1	109	L13, T1	193	T1	334	L15	651	L15
27	T1	110	T1	194	L15	335	L14	653	L15
28	T1	111	L13	195	T1	336	L15, T1	654	L15, T1
29	T1	113	T1	199	T1	339	L15	659	L12
30	T1	114	T1	200	L13, T1	350	L12, T1	661	L13
31	T1	115	T1	202-1	A116	352	L14	671	L15
32	T1	116	T1	204	L14	353	T1	685	L12
33	T1	121	T1	205	L14, T1	354	L12	692	L15
34	T1	122	T1	206	L14	355	L12, T1	950	L14
35	T1	123	L15, T1	207	L13, T1	356	L12, T1	951	L14
37	T1	124	L15, T1	209	L14, T1	357	L12, T1	970	L14, T1
40	T1	125	T1	211	T1	357-2	A58	971	T1
42	T1	127	L15	213	T1	358	L12	972	T1
43	T1	128	L15	215	T1	359	L15, T1	974	L14, T1
44	T1	130	L13	219	L14	360	T1	975	T1
50	T1	131	L15	221	T1	361	L14	977	L14
51	T1	132	T1	222	A31, L13	362	L15, T1	981	T1
52	T1	133	T1	225	L14	363	T1	982	T1
53	T1	134-19	Q38	227	L15	365	T1	983	T1
54	T1	135	T1	251	T1	367	G68	984	T1
57	L13, T1	140	T1	253	L14, T1	369	T1	985	T1
58	T1	141	T1	254	A17, L14	370	L12, T1	986	T1
60	T1	142	T1	255	L14	371	L12, T1	987	A8, L14, T1
61	T1	144	T1	256	L14	373	L12	988	L13
62	T1	145	T1	257	T1	374	L13	989	A101, L13
63	T1	147	T1	258	L14, T1	375	L13	990	L14, T1
65	T1	148	T1	259	L15	376	L13	991	T1
66	T1	149	L15, T1	260	L15	378	L12	993	L15
68	T1	150	L15, T1	261	L14	380	L14, T1	998	L14, T1
69	T1	151	T1	267-1	N35	381	L14, T1	1224M	T1
70	T1	152	T1	267-3	N35	382	L14, T1	5001-2	C23
71	T1	155	T1	267-4	N36	383	L14	5001-10	Q38
72	T1	160	T1	280	L14	384	L14	5001-23	Q38
73	T1	161	T1	281	A55, L14	403	L12	5001-26	Q38
74	T1	162	L12	282	L14	404	L12	5001-31	D27
75	L13, T1	163	L12	283	L15	406	L12	5001-31A	D28
76	T1	164	T1	285-2A	A55, Q38	408	L12	5001-49	D27
77	T1	165	T1	301	G23, T1	409	L12	5068-9	Q38
78	T1	166	L12	302	L12	410	L12	5072-1	D27
79	T1	168	L13, T1	303	L12	411	L12	5080-6	D27
80	T1	169	L13, T1	304	T1	414	L12	5083-1	D27
81	T1	170	T1	305	T1	416	L12	5083-2	C22
82	T1	171	L13, T1	307	L12, T1	417	L12	5244-22	D27
83	T1	172	L12, T1	309	T1	427	L12	5244-22A	D28
85	T1	173	L12, T1	311	L12, T1	600	L12, T1	5246-12A	Q38

continued



NUMERICAL INDEX

Part No.	Page No.	Part No.	Page No.	Part No.	Page No.	Part No.	Page No.	Part No.	Page No.
5279-10	N35	5459-251	N35	5586-121	N35	5832-84	D28	5935-34	Q38
5293-39	N35	5459-302	D27	5586-123C	N35	5832-90	D28	5936-16	N38
5293-57	C22	5462-127	D27	5586-123D	N37	5832-209	D28	5936-17	N38
5314-51	D27	5480-7	B10	5586-242	N35	5832-209A	D28	5936-17A	N38
5324-33	D27	5506-54	Q38	5586-291	N37	5835-26B	T1	5936-54	Q38
5330-3	Q38	5514-38	Q38	5586-296	N37	5843-6	C22	5936-70	D27
5330-13A	Q38	5518-5	Q38	5586-300	N35	5844-4A	C22	5936-74	D27
5330-19A	Q38	5518-6	Q38	5586-303	N35	5844-4B	C22	5936-102	D27
5330-22	C22	5548-43	C23	5586-303B	N37	5844-5	C22	5944-9	C22
5330-70	N35	5549-20	N35	5586-310	N35	5844-9	C22	5975-8	D27
5330-71	N35	5549-38	N35	5586-310A	N37	5844-21	C22	5975-13	D27
5330-78	Q38	5549-47	N35	5586-336	N35	5844-21B	C22	5975-16	D27
5330-79	N35	5549-68	N38	5586-336A	N36	5846-54A	N38	5975-39	D25, D27
5330-80	Q38	5549-95	N35	5586-344	N35	5846-478	N38	5975-40	D27
5330-114A	N35	5549-96	N35	5586-344A	N36	5876-51	N38	5975-43	D27
5330-116	C22	5549-99	N36	5586-436	N35	5916-8	N37	5975-44	D27
5330-168	D28	5549-100	N35	5586-437	N35	5916-13	N37	5975-45	D27
5330-216	C22	5549-108	N35	5586-444A	N35	5916-29	N37	5975-46	D27
5330-262A	N38	5549-125	N35	5586-444B	N36	5933-33	N38	5975-49	D24, D27
5330-262C	N38	5549-198A	Q38	5586-444C	N36	5933-44	N38	5975-52	D27
5330-263	N35	5549-206	Q38	5587-137B	C22	5933-108	N38	5975-65	D27
5330-345A	N38	5549-240	N35	5587-137N	C22	5933-109	N38	5975-70	D27
5330-345C	N38	5549-306D	N35	5596-47	Q38	5933-111	N39	5975-74	D27
5331-53	C22	5549-306J	N35	5596-52A	Q38	5933-113	N38	5975-76	D27
5332-32	D27	5549-306L	N36	5597-2	Q38	5933-119	N38	5975-77	D27
5333-94	N35	5549-306BS	N36	5597-14	Q38	5933-125	N38	6010-5B	N38
5333-95	N35	5549-306BZ	N37	5597-14A	Q38	5933-125A	N39	7095-34A	N37
5333-99A	D27	5549-306CH	N37	5597-33	Q38	5933-126	N38	12721C	T1
5333-99B	D28	5549-610	N35	5597-40	Q38	5933-126A	N39	20009	A153, N37
5333-102	N35	5551-38	C23	5603-12	D27	5933-127	N39	20035	D4
5333-141A	N37	5551-153C	C22	5603-39	D27	5933-127A	N39	20900	A91, D4, T1
5333-159	D27	5551-163B	C22, C24	5603-44	D27	5933-147	N38	22005	A102, D11
5333-160	N38	5551-163C	C22, C24	5603-45E	D27	5933-160	N38	22006	A5, D11, T1
5333-163	D27	5551-163D	C22, C24	5603-48	D27	5933-161	N38	22007	A109, D11
5334-182	D27	5551-163H	C24	5603-53	D27	5933-178	N38	22008	A11, D11
5335-91	C22	5551-163J	C24	5603-63A	D27	5933-206	N38	22009	A68, D11
5335-91C	C22	5551-163M	C24	5603-105	D27	5933-212	N38	22250	A6, D11, T1
5335-123	Q38	5551-163N	C24	5603-117L	D27	5933-213	N38	22251	A42, D11, T1
5335-251E	N35	5551-163Q	C22, C24	5603-128	D25, D27	5933-213A	N39	22253	D11
5335-271A	Q38	5555-35	Q38	5603-144	D27	5933-217	N38	22255	A132, D11, T1
5335-327	D27	5555-72	Q38	5603-183	D27	5933-235	N38	22257	A100, D12, T1
5335-542	N35	5555-110	Q38	5603-187A	D28	5933-268	N38	22258	A5, D12, T1
5335-542B	N38	5555-142	Q38	5603-212A	D27	5933-295	N38	22259	D12, T1
5335-629	N39	5555-196	Q38	5603-318A	D27	5933-311	N38	22260	A114, D12, T1
5335-637	N38	5555-225	Q38	5604-7	C23	5933-316	N38	22262	D12, T1
5335-699	N38	5555-254	Q38	5604-11	C23	5933-317	N38	22265	A9, D12, T1
5336-188	D27	5555-256	Q38	5606-3	C22	5933-320	N38	22268	A38, D13, T1
5336-188A	D28	5555-276	Q38	5606-5	C22	5933-323	N39	22279	A87, D13
5336-250	D27	5561-224	D27	5606-39	C22	5933-324	N38	22290	A63, D13
5336-255	N38	5572-7A	C23	5632-22	N38	5933-325	N38	22293	A90, D13
5336-288	D27	5572-8	C23	5819-62B	C22	5933-326	N38	22295	A100, D13
5337-54	D27	5576-105AX	C22	5819-62C	C22	5933-326A	N39	22296	A72, D13
5338-1	D28	5576-105AZ	C22	5827-12	D27	5933-332A	N38	22297	A102, D13, T1
5338-11	D28	5576-137B	C22	5827-24	D27	5933-332B	N39	22299	A36, D13
5339-4	N35	5576-137F	C22	5827-25	D27	5933-336	N38	22300	A36, D14
5339-72A	N35	5576-137L	C22	5827-27	D27	5933-337	N38	22409	A89, D14
5339-81	C22	5576-137M	C22	5827-33	D25, D27	5933-345	N38	22411	A52, D14, T1
5339-81B	C22	5576-137N	C22	5827-33B	D25, D27	5933-350	N38	22413	A47, D14, T1
5339-189A	Q38	5576-137T	C22	5827-54	D27	5933-358	N39	22416	A51, D14, T6
5339-270A	N35	5576-137X	C22	5827-65	D27	5933-359	N38	22417	A26, D14, T1
5339-276A	D28	5576-156D	C22	5827-67	D27	5933-371	N39	22424	A114, D14, T1
5339-281	N35	5576-204D	C22	5827-70	D27	5933-372	N39	22428	A5, D14
5339-303	N35	5580-1B	C22, C24	5827-70A	D27	5933-375	N38	22429	A83, D15, T1
5339-312	N35	5580-1D	C24	5827-78C	D27	5933-447	N38	22430	A52, D15
5339-314	N35	5580-1Q	C22, C24	5827-105	D27	5933-450	N38	22431	A90, D15, T1
5339-316	N35	5580-1V	C24	5832-12	D28	5933-453A	N38	22433	A91, D15, T1
5339-371	Q38	5586-7	N35	5832-14	D28	5933-454	N39	22434	A156, D15
5339-491B	C22	5586-10	N35	5832-15	D28	5933-488	N38	22435	A11, D15, T1
5339-995	N35	5586-12A	N36	5832-32	D25, D28	5933-508	N38	22436	A64, D15, T1
5339-995A	N36	5586-12G	N35	5832-32A	D25, D28	5933-509	N38	22439	D15
5391-21A	D27	5586-12J	N37	5832-35	D28	5933-530	N38	22441	A115, D15, T1
5459-45	D27	5586-37	N35	5832-47	D28	5933-533	N38	22443	A8, D16
5459-54	Q38	5586-37A	N36	5832-57	D28	5933-535	N38	22446	A19, D16, T1
5459-70	N35	5586-68	N35	5832-80	D28	5933-569	N38	22447	A11, D16, T1
5459-189	D27	5586-83	N35	5832-82	D28	5935-26	Q38	22448	A104, D16

NUMERICAL INDEX



Part No.	Page No.	Part No.	Page No.	Part No.	Page No.	Part No.	Page No.	Part No.	Page No.
22449	A19, D16, T1	25506	A83, N15, T1	26167	A36, N25	31155	A130, P2, T1	31278	A41, T1
22450	A18, D16	25511	A141, N15, T1	26170	A55, N25	31156	A49, T1	31279	A7, Q27
22451	A42, D16	25512	A151, N15, T6	26175	A129, N27	31158	A7, Q17	31281	A5, Q17, T6
22452	A82, D16	25513	A52, N15	31000	E6, T1	31159	A42, T1	31282	A50, T1
22453	A37, D16, T1	25514	A130, N16, T1	31001	A68, Q13, T2	31161	A43, Q17, T7	31284	A5, Q17, T1
22455	A55, D16, T6	25515	A42, N16, T6	31010	A109, E6, T1	31163	A14, T1	31285	A5, T1
22456	A11, D17, T1	25516	A32, N16, T6	31024	A97, T1	31168	A98, P2	31287	A13, Q17, T1
22458	A45, D17, T1	25518	A156, N16	31040	A150, E8, T1	31169	T1	31288	A42, T1
22461	A37, D17, T1	25521	A13, N16	31042	A13, T1	31170	T1	31289	A91, T1
22462	A16, D17, T1	25522	A24, N16, T1	31043	A13, T1	31171	A9, T1	31290	T1
22465	A8, D17, T1	25523	A83, N16, T1	31044	A13, Q17, T1	31172	A80, T1	31291	A68, Q13, T2
22470	A33, D17, T1	25524	A111, N16, T1	31045	A13, T1	31173	A80, Q17	31294	A41, T1
22472	A109, D18	25526	A141, N16, T1	31048	A19, T1	31174	A80, T1	31295	A17, Q21, T1
22474	D18, T6	25529	A11, N17	31051	A66, T1	31175	A32, Q5	31297	A10, T1
22478	A8, T1	25531	A51, N17	31054	A19, T1	31176	A131, T1	31299	A130, Q13
22481	A48, D5	25532	A5, N17, T1	31056	A82, Q17	31177	A80, Q5	31300	A5, T1
22482	D18, T1	25533	A67, N17, T1	31057	A125, T1	31179	A107, T1	31302	A14, Q34, T1
22483	A12, D18, T1	25535	N17, T6	31059	A125, T1	31180	A107, T1	31303	A65, Q13
22489	A12, D18, T1	25536	N17, T6	31060	A112, T1	31182	A80, T1	31304	A84, Q34, T2
22492	A39, D5	25541	A103, N17	31061	A54, E8, T1	31183	A80, Q17	31305	A41, E8, T1
22494	A44, D18, T1	25549	A87, N17	31062	P2, T1	31184	P2	31306	A102, T1
22496	A18, D18, T1	25550	A103, N18	31063	A11, T1	31187	A7, Q27	31311	A5, Q13, T1
22497	A120, D18, T1	25551	A151, N18, T6	31064	A11, T1	31190	A34, Q13	31316	A131, Q17, T2
22502	D18, T1	25553	A52, N18	31066	A148, T1	31192	A53, Q17, T1	31318	A30, T1
22503	A88, D19, T1	25557	A46, N18	31067	A148, T1	31194	A21, Q17, T2	31319	A17, T1
22519	A133, D19, T1	26008	A16, N18	31068	A97, T1	31195	A79, T1	31320	A17, T1
22524	A15, D19, T1	26009	A68, N18, T6	31071	A5, E6, T1	31198	A83, Q17	31321	A17, T1
22528	A15, D19, T1	26023	A47, N18	31072	A148, T1	31199	A21, T1	31322	A17, T1
22529	A132, D19, T1	26025	A69, N18	31073	A47, Q17	31200	A53, T1	31323	A17, T1
22530	A25, D19, T1	26026	A57, N18, T6	31074	A47, T1	31201	A5, Q13, T1	31324	A33, E9, T1
22532	A77, D19	26028	A60, N28, T1	31076	A17, E8, T1	31202	A87, T1	31325	A33, E9, T1
22533	D5	26032	A84, N18, T6	31077	A11, S5, T1	31204	A144, T1	31326	A40, E9, T1
22700	A20, D19, T1	26033	A47, N18	31078	A133, P2, T1	31209	A11, T1	31327	A17, T1
22704	A20, D19, T1	26035	A57, N19, T1	31080	A129, T1	31212	A79, T1	31328	A17, T1
22800	A48, D5	26038	A67, N19, T1	31082	A5, Q17	31216	A83, Q27	31329	A113, E9, T2
22802	A31, D5	26040	N19, T6	31090	P2, T1	31217	A107, T1	31331	A130, Q13
22803	A84, D5	26041	A11, N19, T1	31091	A74, Q17	31222	A5, T1	31333	A12, T2
23000	A16, D19	26042	A87, N19	31093	A100, Q17	31224	A73, Q13	31334	A121, Q34
23002	A47, D19	26043	A16, N19	31094	A151, T1	31226	A10, Q17	31336	A38, T2
23500	A133, D2	26045	A97, N19	31106	A19, T1	31227	A83, Q13	31339	Q34, T1
24524	T1	26050	A69, N19	31107	A6, E6, T1	31228	A64, Q13, T1	31342	A20, T2
24525	A111, D3	26051	A41, N26, T1	31108	A21, T1	31229	Q21	31343	A20, T2
25000	A95, N12, T1	26054	N19, T6	31109	A41, T1	31231	A155, T1	31344	Q27, T6
25001	A154, N12, T1	26055	N19, T6	31110	A51, P2	31236	A79, T1	31345	A20, T2
25006	A6, N12	26057	A28, N19, T1	31112	A73, T1	31239	A64, T1	31346	A81, Q13
25007	N12, T1	26060	A8, N19, T6	31113	A14, Q17	31240	A13, T1	31347	A80, T2
25012	A90, N12, T1	26061	A33, N20	31114	A14, Q17	31241	A13, Q27, T1	31348	A90, T2
25013	A21, N12	26062	A84, N20	31115	A14, Q27	31242	A13, T1	31349	A90, T2
25014	A42, N12	26066	A38, N20	31118	A144, T1	31243	A13, Q34	31352	A13, T2
25015	A107, N12, T1	26071	A141, N26	31119	A145, T1	31244	A130, P2	31354	A130, T2
25016	A53, N12, T6	26077	A60, N20, T1	31120	A32, Q17, T1	31246	A98, Q27	31355	A130, T2
25017	A78, N12, T6	26085	A84, N20, T1	31124	A91, P2, T1	31247	A109, T1	31356	A130, Q13, T1
25021	A117, N13, T1	26086	A60, N20	31126	A11, Q17, T1	31248	A11, Q17	31359	A135, T2
25022	A11, N13, T1	26094	A57, N20	31127	A42, Q13	31249	A131, Q13	31361	A82, Q27
25024	A53, N13, T1	26095	A47, N20	31128	A49, T1	31250	A42, Q13, T2	31363	A51, Q21, T1
25025	A90, N13, T1	26097	A84, N20, T1	31129	A51, P2, T1	31251	A11, T1	31367	A20, T2
25026	A6, N13	26100	A69, N20	31130	A74, T1	31252	A115, T1	31368	A131, S6, T2
25031	A91, N13, T1	26104	A48, N20, T1	31131	A13, T1	31253	A11, Q27, T1	31369	A131, Q34
25032	A5, N13, T6	26109	A35, N26, T1	31133	A74, T1	31254	A5, T1	31372	A21, T2
25033	N13, T6	26112	A151, N26	31134	A74, T1	31256	A13, Q34, T1	31373	A79, T2
25034	A5, N14	26116	N26	31135	A74, T1	31258	A6, Q27, T1	31375	A47, Q5, T2
25037	A5, N14	26120	A48, N20	31140	A30, Q17	31260	A125, Q17	31377	A79, Q27
25043	A102, N14, T6	26122	A36, N26	31141	A144, Q27, T2	31261	A50, T1	31378	A67, T2
25047	A5, N14	26123	A48, N21, T1	31142	A100, T1	31262	A9, E8, T1	31379	A42, M5, T2
25050	A123, N14	26125	A34, N27	31143	A91, P2	31263	A48, E8, T1	31380	P19
25058	A96, N14	26133	A34, N24	31144	A100, Q17	31267	A75, T1	31381	P19
25061	A43, N14	26135	A36, N27	31145	A49, T1	31268	A153, Q13	31382	Q17, T7
25063	A63, N14	26136	A38, N27	31146	A61, Q21	31269	A78, E6, T1	31384	A89, Q30
25065	A72, N15	26140	A86, N21	31147	A90, T1	31270	A22, Q13, T1	31385	P2
25071	A20, N15, T1	26147	A133, N24	31148	A90, T1	31271	A5, T1	31386	A112, E9, T2
25075	A20, N15, T1	26148	A151, N24	31149	A90, T1	31272	A5, Q27	31387	A87, Q13
25300	A7, N28	26153	A32, N25	31150	A90, Q27	31273	A131, T1	31389	A87, T2
25301	A7, N28	26162	A48, N27	31151	A74, T1	31275	A27, T1	31390	A65, T2
25304	A7, N28	26164	A132, N21	31153	A49, Q27	31276	A6, T1	31391	A87, T2
25502	A51, N15, T6	26166	A36, N25	31154	A25, Q17	31277	A69, Q17	31392	A84, S5

continued



NUMERICAL INDEX

Part No.	Page No.	Part No.	Page No.	Part No.	Page No.	Part No.	Page No.	Part No.	Page No.
31393	A84, S5	31510	A25, T2	31642	A130, S8	31800	A12, Q9	31945	A20, Q15
31394	A144, T2	31513	A142, Q35, T6	31644	A48, Q21, T1	31802	A20, Q9	31946	A144, Q17
31397	A14, S2	31515	A8, T2	31645	A48, Q7, T2	31803	A132, Q14	31947	A16, Q17
31398	A14, S2	31516	A21, Q13	31646	A127, Q14	31804	A132, Q9	31951	A77, Q17
31399	A90, T2	31518	A126, Q34	31647	A153	31806	A132, S8	31952	A150, Q17
31400	A90, T2	31522	A48, T2	31650	A48, Q34	31807	A332, Q9	31953	A16, T2
31402	A30, S8	31523	A28	31653	A135, T2	31809	A70, Q15	31954	A99, Q35, T2
31403	A6, Q27, T2	31524	A85, Q13, T2	31655	A106, Q14	31810	A59, Q27	31956	A127, Q17
31404	A10, Q5, T1	31526	A15, Q34	31662	A45, Q17, T2	31812	Q14	31957	A8, Q35, T2
31407	A90, T2	31527	A85, Q17	31663	A12, Q7	31814	A90, T2	31958	A78, Q15
31410	A42, T2	31528	A85, Q17, T1	31664	A139, Q14, T2	31819	A90, T2	31959	A153, Q17
31411	A81, T2	31529	A85, Q34	31668	A79, T2	31821	Q15, T2	31960	A85, Q35
31414	A6, S2	31530	A25, T2	31669	A36, T2	31822	A73, T2	31961	A150, Q9
31416	A31, Q13	31531	A48, Q21	31670	A131, S1	31824	A29, S5, T2	31962	A85, Q27
31418	A114, E9, T2	31532	A95, T2	31673	A12, Q14	31826	A79, Q9	31963	A85, Q17
31419	A6, Q34, T2	31533	A54, Q13	31675	A123, Q14	31828	A102, Q17, T2	31964	A85, Q15
31420	A122, T2	31534	A153, T2	31678	A12, Q27, T2	31829	A32, Q27	31965	A85, S8
31421	A133, Q13	31536	A95, T2	31679	A130, S8	31830	A128, Q17	31966	A85, T2
31422	A130, Q5	31538	A144, T2	31680	A12, Q7	31831	A134, S6	31967	A85, Q27
31423	A77, Q13	31540	A21, Q27, T1	31685	A67, Q34	31832	A134, S6	31969	A85, Q17
31424	A133, T2	31542	A82, Q17, T1	31686	A67, T2	31836	A68, Q35	31970	A136, Q17
31425	A34, Q27	31543	A139, Q27	31689	A44, T2	31837	A108, Q17	31971	A136, Q27
31426	A6, Q13, T2	31544	A41, Q13	31691	T2	31838	A157, Q17	31972	A85, S5
31427	A8, T2	31546	A131, Q34	31692	A153, Q17	31839	A102, Q17	31973	A22, Q27
31428	A65, Q13	31547	P2	31693	A31, T2	31840	A102, Q17	31974	A73, Q15
31429	A84, Q21	31548	T2	31695	A82, Q14	31841	A102, Q17	31975	A26, Q35
31430	A16, Q34	31550	A76, Q13, T2	31696	A68, Q14	31846	A99, T2	31977	Q15
31431	A30, T2	31551	A130, S8	31702	A132, Q21	31847	A51, Q35	31979	A145, Q15
31432	A30, T2	31554	A72, T2	31704	A82, T2	31849	A16, Q9, T2	31980	A145, Q15
31434	A34, Q13, T2	31556	A87, Q7	31705	A18, T2	31850	A23, Q17	31981	A85, Q15
31437	A122, T2	31557	A34, T2	31708	A48, Q34	31851	A23, T2	31982	A86, Q15
31438	A36, E9	31559	A85, Q13	31710	A142, T2	31854	Q27, T2	31983	A145, S8
31439	A17, T2	31560	A145, T2	31712	A79, Q14	31855	A150, Q9	31984	A85, Q35
31440	A20, Q17	31561	A147, Q13	31713	A79, Q14	31857	A16, Q15	31986	A123, Q17
31442	A34, E9, T2	31562	K54	31714	A18, Q30, T2	31862	A16, Q35	31987	A123, Q17
31444	A139, Q17	31563	A147, E9	31719	A36, Q27, T2	31865	A153, Q17	31988	A123, Q35
31446	A109, T2	31564	A46, Q13	31723	A18, T2	31866	A139, S8	31992	A145, S8
31447	A53, Q27, T1	31565	A60, Q13	31727	A132, Q17, T2	31867	A150, Q15	31995	A145, Q17
31448	A47, Q34, T1	31567	A37, Q13	31729	A132, T2	31869	A56, Q15	31997	A29, Q35
31449	A72, T2	31568	A6, Q14, T2	31731	A145, T2	31870	A145, Q35	32704	A13, P6
31452	A30, S6	31569	A130, S8	31732	A145, Q14	31872	A78, Q27	32705	A18, P6
31454	A126, Q34, T1	31570	A48, Q14	31733	A145, Q14	31874	A150, Q9	32706	A19, P6
31455	A48, Q34	31571	A15, Q17	31734	A136, Q14, T2	31878	A122, Q21	32707	A140, P6
31456	A48, Q17	31572	A141, S8, T2	31735	A136, Q14	31882	A23, Q9, T2	32708	A140, P6
31457	A48, Q34	31575	A136, T2	31736	A136, Q14	31883	A105, Q15	32709	A19, P6
31464	A21, T2	31578	A142, Q34	31737	A54, Q14, T2	31884	A132, T2	32711	A95, P6
31465	A20, T2	31579	A48, Q21	31738	A54, Q14	31885	A23, Q15	32712	A63, P7
31467	T2	31581	A135, Q34, T2	31743	A22, Q17, T2	31886	A139	32713	A145, P7
31468	A50, T2	31587	A15, S8	31750	A12, Q17	31889	A99	32714	A148, P7
31469	A130, Q27	31588	A142, T2	31755	A105, Q14	31892	A12, Q35	32715	A140, P7
31470	A136	31593	A65, Q27	31756	A105, Q14	31898	A101, Q17	32717	A64, P7
31472	Q7, T7	31597	A23, S3	31757	A132, Q34	31899	A20, Q27, T2	32718	A11, P7
31474	A106, Q34	31600	Q14, T1	31759	A40, Q34	31900	A99, T2	32719	A148, P7
31476	A34, Q13, T2	31602	A145, T2	31760	A105, Q14	31902	A85, Q9	32724	A53, P7
31478	A79, Q17	31607	A117	31761	A139, S8	31903	A55, T2	32728	A148, P7
31479	A31, Q34	31608	A21, Q14, T2	31762	A139, S8	31904	A22, Q15	32729	A148, P7
31482	Q13, T1	31609	A28, Q14	31764	K19	31905	A99, T2	32730	A82, P7
31483	A79, S6	31611	P2, Q17, T6	31765	A139, Q14	31907	A144, Q15	32732	A8, P8
31484	A36, T2	31620	H14	31768	A143, S8	31909	A150, Q35	32737	A135, P8
31485	A141, S6, T2	31621	A145, T2	31769	A69, Q14	31912	A96, Q27, T2	32738	A97, P8
31486	A70, Q17	31622	A76, Q14, T2	31772	A153, T2	31915	A48, Q15	32740	A145, P8, T2
31490	A20, T2	31623	A130, S8	31776	A84, Q14	31918	A157, Q35, T2	32742	A148, P8
31493	A157, T2	31625	A79, Q14	31778	A153, S1	31921	A26, Q35	32743	A148, P8
31494	A126, Q13	31627	A79, S8, T2	31780	A20, Q17	31924	A105, Q15	32744	A148, P8
31496	A79, S8, T2	31628	A79, S8, T2	31781	A22, Q27	31925	A144, S8	32745	A148, P9
31497	A106, Q27, T2	31629	A40, T2	31787	A139, S1	31928	A26, Q35	32747	A26, P9
31498	A6, T2	31630	A23, Q14	31788	A20, Q17	31931	A85, S5	32749	A49, P9, T2
31500	A51, S8	31631	A99, T2	31790	A71, Q14	31932	A123, T2	32750	A6, P9, T2
31501	A76, Q27	31632	A126, S3	31791	A36, Q14	31933	A123, Q8	32751	A88, P9
31502	A81, Q13	31633	A105, Q14	31792	A37, Q14	31934	A72, T2	32754	A5, P9
31504	A76, Q30	31635	A20, T2	31793	A45, Q17	31936	A37, Q15	32755	A11, P9
31506	A81, S8	31636	A136, T2	31794	A69, T2	31938	A48, Q21	32756	A16, P9, T2
31507	A81, S8	31637	A76, Q27, T2	31795	Q17, T7	31939	A48, Q9	32757	A11, P9
31508	A139, T2	31638	A153, Q17	31796	A76, Q14	31940	A48, Q35	32758	A82, P10
31509	A133, Q13	31641	A76, Q14, T2	31799	A68, Q27	31942	A153, Q9	32759	A83, P10

NUMERICAL INDEX



Part No.	Page No.	Part No.	Page No.	Part No.	Page No.	Part No.	Page No.	Part No.	Page No.
32760	A21, P10, T2	32884	A141, P19, T2	33099	A60, C14	33551	A152	34258	A134, Q27
32762	A152, P10	32885	A147, P19	33108	C6, T2	33552	A152	34261	A26, S3
32764	A90, P10, T2	32886	A56, P19	33116	A5, C14, T2	33553	A96, P29	34264	A131, Q27
32767	A130, P10	32888	A53, P19	33117	A6, C14	33554	A55, P29	34266	A58, Q35
32769	A90, P11, T2	32892	A11, P19	33118	C6, T2	33555	A153	34270	A134, Q11
32772	A74, P11, T2	32893	A88, P19	33135	A5, C14	33556	A68, P29	34291	A26, S3
32775	A80, P11	32895	A141, P20, T2	33139	A47, C14, T2	33560	A29, P29	34299	A36, Q27
32776	A26, P11	32897	A31, P20	33143	C7, T2	34002	A18, Q22, T2	34305	A153, S8
32777	A21, P11, T2	32898	A123, P20	33150	C5, T2	34004	Q22, T2	34307	A99, Q35
32779	A141, P11	32899	A141, P20	33154	A68, C14	34005	A134, Q15	34313	S8
32782	A9, P11	32900	A30, P20, T2	33156	C7	34006	A64, Q22, T2	34314	A85, Q16
32785	A133, P11, T2	32902	A84, P20	33157	A15, C14	34009	A138, Q22, T2	34328	A129, Q11
32786	A53, P11	32903	A149, P20	33158	A15, C14	34010	A42, Q22, T2	35003	A6, T2
32787	A22, P12	32906	A147, P21	33163	C7	34011	A152, Q22, T2	35004	A53, T2
32791	A79, P12	32908	A79, P21	33164	A44, C14, T2	34014	A6, Q22, T2	35005	T2
32792	A25, P12	32909	A65, P21	33166	C6, T2	34015	A125, Q22, T2	35007	A31, T2
32795	A135, P12	32915	A20, P21	33168	A48, C14	34016	A148, Q22, T2	35010	A6, K53, T2
32796	A146, P12, T2	32918	A30, P21	33169	A48, C14, T2	34017	Q22	35011	A53
32799	A76, P12	32919	A21, P21	33174	A80, C14	34018	A6, Q22, T2	35012	A31, K53, T2
32801	A83, P12	32920	A144, P21	33177	A25, C14	34019	A42, Q15	35013	A85, K53, T2
32802	A141, P13	32921	A144, P21	33180	C5, T2	34020	A54, Q22, T2	35015	K53
32803	A64, P13	32922	A84, P21	33181	C5, T2	34021	A63, Q22, T2	35018	A60, K54
32805	A148, P13	32925	A66, P21	33182	C6, T2	34022	A89, Q22, T2	35020	A12, T2
32806	A148, P13	32926	A65, P21	33183	C5, T2	34023	A53, T2	35024	A31
32807	A131, P13	32927	A77, P22	33184	C5, T2	34024	A78, Q22, T2	36000	B2, T7
32808	A66, P13	32929	A21, P22	33185	C6, T2	34025	A51, T2	36001	A63, B2, T2
32809	A87, P13	32930	A122, P22	33187	C5, T2	34026	A8, Q22, T2	36002	A31, B3, T2
32810	A13, P13	32931	A144, P22	33188	A16, C14, T2	34027	A103, Q15, T2	36006	A116, T2
32812	A141, P13, T2	32932	A144, P22	33192	A139, C14	34028	A11, Q22, T2	36013	A19, T2
32815	A13, P14	32933	A147, P22	33194	C14	34031	A17, Q22, T2	36017	A134, T2
32817	A33, P14	32937	A55, P22	33196	A153, C14	34032	A19, Q22, T2	36018	A75, T2
32818	A141, P14, T2	32939	A76, P23	33198	A16, T2	34033	Q22	36020	A123, T2
32819	A152, P14	32940	A54, P23	33199	A132, S8	34034	A123, T2	36023	A11, B3
32820	A52, P14	32941	A6, P23	33203	T2	34035	A5, Q22, T2	36024	A14, T2
32821	A152, P14	32942	A69, P23	33204	A23, S3	34036	A74, Q22, T2	36028	A100, T2
32826	A141, P14	32944	A144, P23	33205	A134, C14	34037	A61, Q22, T2	36030	B2, T2
32827	A149, P15	32945	A144, P23	33208	T2	34038	Q11	36033	A51, T2
32828	A149, P15	32946	A25, P23	33209	A12, C14	34039	A130, Q11	36036	A102, T2
32829	A6, P15, T2	32947	A66, P23	33213	A89, C14	34041	A104, Q22, T2	36037	A5, T2
32830	A11, P15	32948	A14, P23	33214	A25, C14	34042	A34, Q22, T2	36041	A49, T2
32831	A5, P15	32949	A136, P23	33216	C14, T2	34043	A42, Q15, T2	36047	A55, B5, T2
32832	A144, P15	32951	A28, P24	33217	A26, C14	34046	Q22	36048	A63, T2
32835	A134, P15	32953	P24	33223	A157, C14, T2	34047	T2	36051	A126, T2
32837	A27, P15	32957	A76, P24	33226	A48, C14	34049	Q22	36052	A96, B2
32838	A27, P15	32958	A76, P24	33229	A36, C14	34050	A49, T2	36053	A26, B3
32842	A11, P16	32960	A142, P24	33502	A145, P26, T2	34051	A49, T2	36055	A134, T2
32843	A99, P16	32963	A145, P24, T2	33503	A82, P26	34052	A79, T2	36056	B3, T2
32844	A79, P16	32965	A41, P24	33504	A73, P26	34054	A92, Q16, T2	36060	B3
32845	A97, P16	32968	A14, P25	33507	A77, P26	34055	A35, Q16, T2	36062	A21, B5
32846	A141, P16, T2	32969	A96, P25	33508	A54, P26	34056	A64, Q16, T2	36064	A124, B4
32847	A84, P16	32972	A136, P25	33509	A77, P26	34057	Q22	36067	B3
32848	A5, P16	32979	A142, P25	33512	A139, P27	34058	A66, Q22, T2	36068	A156, B5, T2
32851	A134, P17	32980	A79, P25	33513	A139, P27	34059	A11, Q22, T2	36070	A49, B3
32852	A152, P17	32982	A142, P25	33514	A142, P27	34061	A88, T2	36071	A82, B2, T7
32853	A21, P17	32984	A30, P25	33515	A31, P27	34062	A5, Q22, T2	36072	A99, T2
32854	A24, P17	32987	A136, P25	33516	A22, P27	34063	A64, Q16	36073	A125, T2
32855	A12, P17	32993	A23, P25	33517	A30, P27	34065	A52, Q16, T2	36074	A81, B3
32856	A53, P17	32994	A25, P25, T2	33522	A143, P27	34066	A56, T2	36076	A24, B4
32860	A22, P17	32995	A142, P26	33523	A132, P27	34067	A91, T2	36077	A135, B5
32862	A53, P17	33018	A96, C4, T2	33524	A25, P27, T2	34068	Q22	36078	A25, B5
32863	A11, P17	33027	C4	33526	A110	34070	Q22	36079	A83, T2
32864	A135, P17	33052	A13, C14	33532	A25, P28	34071	A49, T2	36084	A125, B4
32866	A95, P17	33055	C4, T2	33534	A16, P28	34072	A12, Q22, T2	36087	A130, T2
32868	A53, P18	33072	C5	33535	A12, P28	34073	A79, T2	36088	B4
32869	P18	33073	C4, T2	33537	A32, P28	34074	A5, Q16, T2	36092	A71, T2
32870	A79, P18	33075	C4, T2	33538	A38, P28	34075	A5, Q22, T2	36098	A90, T2
32871	A65, P18	33076	C4, T2	33539	A142, P28	34078	Q22, T2	36099	A6, B4, T2
32872	P18	33084	C6, T2	33540	A150, P28	34079	Q22	36104	A66, T2
32873	A81, P18	33085	N28	33541	A142, P29	34080	G9	36105	A5, B3, T2
32874	A130, P18	33088	C5	33542	A18, P29	34081	A49, T2	36110	A6, T2
32875	A75, P19	33090	C5, T2	33543	A20, P29	34084	A144, T2	36111	A11, T2
32876	A90, P19	33091	C5, T2	33544	A144, P29	34085	A91, T2	36113	A40, T2
32877	A91, P19	33093	A49, C14	33547	A123, P29	34090	A79, Q16, T2	36114	A14, T2
32882	A9, P19	33094	A91, C14	33549	A68, P29	34092	A20, Q16	36117	A8, T2
32883	A14, P19	33095	A25, C14	33550	A85, P29	34103	A22, Q16	36119	A129, T2

continued



NUMERICAL INDEX

Part No.	Page No.	Part No.	Page No.	Part No.	Page No.	Part No.	Page No.	Part No.	Page No.
36120	A49, B3	36262	A85, B5	37166	A33, C7, T2	38065	A11, L7, T2	38210	A52, L8
36123	A147, B2, T2	36263	A67, B5	37172	A68, C7, T2	38066	A123, L7, T2	38213	A29
36125	A34, B4, T2	36264	A72, B2	37178	C7, T2	38067	A30, L7, T2	38214	A29
36128	A83, B2	36266	A71, B2	37181	T2	38068	A122, L7, T7	38252	A90, P32
36129	B2	36267	A77, B4, T2	37182	A6, C7, T2	38069	A47, L7, T2	38258	A90, P32
36135	A11, B2, T2	36268	A18, B5	37183	A12, C7, T2	38070	A50, L7, T2	38261	A87, T3
36137	A31, B3, T2	36269	B2	37187	A14, C7, T2	38071	A50, L7	38262	A85
36140	A21, B5, T2	36270	A157, B5	37189	A12, C7, T2	38073	A123, L7	38263	A87
36144	A16, B3, T2	36271	A16, B3	37190	A47, C7	38075	A10, L7, T2	38266	A84
36149	A106, B5	36272	B4	37195	A48, C7	38081	A91, L7, T2	38267	A132
36151	A5, T2	36273	B5	37201	A14, C12, T2	38082	A84, L7, T2	38268	A150
36152	A81, T2	36276	B5	37204	A63, C8, T2	38083	A10, L7, T3	38269	A20
36153	A100, B2, T7	36277	B5	37206	C8, T2	38084	A87, L7, T3	38270	A18
36155	A89, B2	36278	B2	37207	A69, C8, T2	38085	A133, L7, T3	38271	A85
36156	B2	36279	B5	37209	A31, C12, T2	38086	A133, L7, T3	38604	A6, L9
36159	A132, B4	36280	A36, B4	37216	C8, T2	38087	A17, L7, T3	38605	A33, L9
36161	A47, T2	37002	A37, C4, T2	37217	C8, T2	38091	A36, L7	39006	A13, L4, T3
36162	B3	37003	A52, C4, T2	37219	C8, T2	38092	A53, L7, T3	39007	A5, B6
36163	A10, T2	37030	A64, C4, T2	37220	C8, T2	38094	A52, L7	39010	A26, L4
36167	A135, T2	37031	A19, C4, T2	37225	A28, C8	38095	A123, L7	39013	A22, L4, T3
36169	A135, T2	37032	A10, C4, T2	37226	A39, C8, T2	38100	A12, L8	39015	A83, L4
36170	A75, B5	37033	A42, C4, T2	37227	A123, C8, T2	38101	A89, L8	39020	A21, L4, T3
36172	A140, B5	37034	A123, C4, T2	37248	C8, T2	38102	A82, L8	39022	A84, S4
36173	A149, B5	37035	A89, C4, T2	37257	A150, C12	38103	A50, L7	39023	A14, L4, T3
36174	A122, B2	37036	A82, C4, T2	37259	A28, C9, T2	38104	A50, L7	39506	A111, T3
36179	A122, T2	37046	A64, C4, T2	37260	C12, T2	38105	A50, L7, T3	39507	A55, L9, T3
36180	A101, B8, T2	37048	A5, C4, T2	37263	A83, C12	38106	A50, L7, T3	39511	A102, T3
36181	A100, B4, T2	37050	A91, C4, T2	37264	A130, C9	38107	K53	39513	A64, L9
36182	A106, B4	37052	A47, C4, T2	37277	A48, C9	38111	A50, L7	39515	A114
36183	A126, T2	37054	A5, C4, T2	37279	A132, C9, T2	38112	A18, L8, T7	39517	A132, L9
36184	B4	37055	A19, C4, T2	37280	C9, T2	38118	A42, L8	40012	A37, F8, T3
36185	A27, B5	37056	A18, C4, T2	37283	A23, C9	38119	A42, L8	40027	A140, F8, T7
36186	A50	37057	A51, C5, T2	37287	A31, C12	38120	K53	40033	A42, F8, T3
36192	A81, B5, T2	37058	A138, C5, T2	37290	A20, C9	38124	A67, L8	40042	A52, F8, T3
36196	A50, B2	37062	A41, C5, T2	37296	A133, C9	38125	A121, L8	40045	A63, F8, T3
36197	A53, B5	37063	A68, C5, T2	37297	A15, C9, T2	38127	A36, L7, T3	40047	A64, F8, T3
36200	A6, T2	37065	A5, C5, T2	37298	A96, C9, T2	38132	A101, L8, T3	40048	A100, F8, T3
36201	A14, B4	37066	A26, C5, T2	37299	A43, C9, T2	38133	A136, L7, T2	40050	A52, F8, T3
36202	A124, T2	37067	A63, C5, T2	37301	A39, C9	38134	A153, L8	40051	A155, F9
36206	A85, B2	37075	A27, C12	37303	A12, C9, T2	38135	L8, T7	40052	A140, F9, T3
36210	A75, T2	37076	A8, C5, T2	37304	A16, C9	38138	A144, L8	40053	A138, F9, T7
36212	A37, B2	37078	A21, C5, T2	37305	A77, C9	38140	A80, L8	40054	A145, F9
36216	A48, B5	37079	A42, C5, T2	37307	A43, C9, T2	38141	A80, L8	40055	A19, F9, T3
36221	A135, T2	37080	C5, T2	37308	A120, C9, T2	38142	A80, L8	40056	A104, F9, T3
36222	A67, B5	37081	A41, C5, T2	37315	C9, T2	38143	A67, L8	40057	A82, F9, T3
36224	A95, B4	37082	A5, C10	37322	A151, C12	38144	A49, L8	40058	A100, F9, T3
36225	A37, T2	37083	A27, C12	37323	A77, C9	38145	A82, L8	40060	A12, F9
36226	A103, B4	37088	A5, C12	37332	A131, C9	38147	A85, L8	40061	A146, F9
36228	A136, T2	37089	A47, C6, T2	37341	C10	38148	A80, L8	40062	A78, F10, T7
36230	A28, T2	37092	C6, T2	38012	A5, L7, T2	38150	A103, L8	40063	A154, F10, T3
36233	A52, B5	37093	C6, T2	38013	A5, L7, T2	38151	A79, L8	40064	A154, F10
36234	A106, B4	37097	A153, C6, T2	38015	A6, L7, T2	38152	A79, L8	40066	A83, F10
36236	A17, T2	37098	A132, C6, T2	38018	A6, L7, T3	38153	A96, L8, T3	40068	A8, F10
36237	A85, B2	37099	C6, T2	38019	A17, L7, T2	38155	A41, L8, T3	40069	A111, F10, T7
36239	A126, B5	37100	A83, C12, T2	38020	A82, L7, T2	38156	A12, L8	40070	A55, F10, T3
36240	B5	37101	A10, C10, T7	38022	A123, L7, T2	38157	A136, L8	40071	A11, F10, T3
36241	A81, B4	37102	A89, C6, T2	38029	L7, T2	38158	A52, L8	40074	A148, F11, T3
36242	A51, B5	37104	A51, C12	38030	A145, L7, T2	38162	A89, L8	40076	A140, F11, T3
36243	B5	37105	A16, C6, T2	38034	A129, L7, T2	38172	A132, L8	40077	A64, F11
36244	A132, B4, T2	37107	A12, C12, T2	38041	A22, L8	38173	A132, L8	40079	A5, F11
36245	A31, B4	37110	A11, C12, T2	38042	A9, L7, T2	38174	A132, L8	40080	A83, F11, T3
36246	A99, B5, T2	37116	A47, C6, T2	38043	A133, L7, T2	38175	A132, L8	40081	A74, F11, T3
36247	A101, B4, T2	37118	A24, C6, T2	38044	A125, L7, T2	38176	A132, L8	40085	A19, F11, T3
36248	A75, T2	37127	A10, C6, T2	38045	A156, L7	38177	L8, T7	40088	A19, F11, T3
36249	A12, B5	37130	A5, C12, T2	38046	A75, L7, T2	38179	A143, L8	40089	A100, F11
36250	A127, B2	37131	A79, C12, T2	38047	A135, L7	38185	A52, L8	40090	A68, F11
36252	A42, B4	37132	A133, T2	38048	A21, L7, T2	38186	A70, L8	40091	A82, F11, T3
36253	A157, B4, T2	37134	A102, C12, T2	38049	A6, L7, T2	38189	A73, L8	40092	A83, F12, T3
36254	A55, B5	37136	C12, T2	38050	A91, L7	38190	A49, L8	40093	A83, F12, T3
36255	A145, T2	37137	A6, C12, T2	38052	A9, L7, T2	38191	A49, L8	40094	A98, F12
36256	A36, B5, T2	37138	A5, C7, T2	38053	A10, L7, T3	38192	A72, L8	40096	A83, F12, T3
36257	A136, B4, T2	37139	A8, C7, T2	38054	A5, L7, T2	38202	A25, S4	40100	A51, F12, T7
36259	A145, B5, T2	37144	C7, T2	38057	A125, L7, T2	38204	A29, L8	40103	A129, F12, T3
36260	A48, B3	37148	C15	38058	A133, L7	38205	A25, S4	40105	A130, F12
36261	A29, B3	37154	A5, C12, T2	38059	A11, L7, T2	38209	A52, L8	40107	A26, F12, T3

NUMERICAL INDEX



Part No.	Page No.	Part No.	Page No.	Part No.	Page No.	Part No.	Page No.	Part No.	Page No.
40109	A6, F13	40237	A106, F22, T3	40395	A138, F31, T3	40529	F40	40661	A25, F51
40110	A12, F13	40239	A97, F22	40396	A144, F31, T3	40530	A54, F41	40662	A30, F51, T3
40112	A95, F13, T7	40241	A114, F23	40401	A80, F31, T3	40531	A65, F41	40665	A84, F51
40113	A155, F13, T3	40244	A11, F23, T3	40402	A68, F31, T3	40532	A30, F41	40667	A55, F51
40114	A146, F13	40245	A96, F23	40403	A102, F31, T3	40534	F41, T3	40671	A18, F51
40115	A90, F13	40249	A86, F23	40404	A46, F31, T3	40537	F41, T3	40673	A36, F51, T3
40116	A60, F14, T3	40251	A104, F23, T3	40405	A44, F31, T3	40538	F41, T3	40674	A22, F52
40117	A19, F14, T3	40252	A11, F23	40408	A130, F31	40539	F42, T3	40675	A22, F52
40121	A91, F14	40253	A8, F23	40410	A129, F32	40540	F42, T3	40676	A67, F52
40123	A146, F14	40257	A24, F23, T3	40411	A11, F32	40542	A14, F42, T3	40677	A72, F52
40125	A16, F14	40258	A24, F23	40414	A101, F32, T3	40547	A85, F42, T3	40678	A123, F52
40126	F14	40262	A22, F23, T3	40417	A50, F32	40548	A102, F42	40681	A54, F52
40129	A113, F14	40263	A83, F23, T3	40419	A126, F32	40551	A6, F42	40682	A54, F52, T3
40130	F14, T3	40264	A16, F24, T3	40422	A30, F32, T3	40552	A145, F43	40683	A144, F52
40131	F15, T3	40269	A31, F24, T3	40423	F32, T3	40554	A12, F43	40685	A81, F52
40133	A35, F15, T7	40270	A24, F24, T3	40424	A65, F32, T3	40556	A38, F43	40689	F53, T3
40135	A57, F15, T7	40276	A83, F24, T3	40425	A144, F32, T3	40557	F43	40692	F53, T3
40137	A63, F15, T3	40277	A126, F24	40427	A21, F32, T3	40558	A15, F43, T3	40693	F53, T3
40140	A16, F15	40280	A65, F24, T3	40428	A53, F33, T3	40559	A102, F43	40694	F53, T3
40141	A21, F16	40282	F24, T7	40429	A21, F33	40560	A79, F43	40695	F53, T3
40142	F16	40283	A130, F24, T3	40430	A55, F33, T3	40561	A20, F44	40696	F53, T3
40143	A5, F16	40284	A21, F24, T3	40431	A7, F33	40562	A54, T3	40697	A18, F53
40144	A140, F16, T3	40286	A68, F24	40434	A138, F33, T3	40564	A136, F44	40698	A102, F53, T3
40147	A26, F16, T3	40289	A43, F25, T3	40435	A83, F33, T3	40565	A72, F44, T3	40705	A36, F53, T3
40148	A96, F16, T3	40290	A152, F25, T3	40436	A83, F33, T3	40566	A63, F44	40706	A99, F53, T3
40149	A83, F16	40293	A86, F25, T3	40437	A138, F33, T3	40568	A81, F44, T3	40707	A20, F53
40152	A106, F17	40294	A95, F25	40442	A25, F33	40569	A20, F44	40711	F54, T3
40154	A129, F17, T3	40295	A24, F25, T3	40444	A69, F34	40570	A21, F44, T3	40716	F54
40155	A130, F17, T3	40297	A152, F25, T3	40445	A83, F34	40571	F45, T3	40717	A134, F54
40156	A83, F17	40299	A19, F25, T3	40452	A21, F34, T3	40576	A84, F45	40718	A100, F54
40157	A156, F18	40301	A62, F25, T3	40453	F34, T7	40577	A130, F45	40719	A16, F54
40158	A156, F18	40305	A93, F25, T3	40459	A130, F34, T3	40578	A84, F45	40720	F54, T3
40161	A35, F18, T3	40307	A35, F26	40462	A5, F34	40580	A109, F45	40721	F54, T3
40162	A100, F18, T3	40308	A27, F26	40463	A43, F34, T3	40581	A30, F45, T3	40725	F54, T3
40163	A37, F18, T3	40310	A60, F26, T3	40464	A152, F34	40583	A40, F45	44088	A92, F60
40164	A42, F18, T7	40311	A57, F26, T3	40465	F34	40586	A123, F46	45012	A6, F59, T3
40165	A152, F18, T7	40312	A80, F26, T3	40467	A69, F34	40587	A101, F46	45013	F59, T3
40166	A49, F18	40317	A90, F26, T3	40470	A25, F35	40588	A143, F46	45014	A42, F59, T3
40167	A78, F18, T3	40318	A91, F27	40471	A81, F35	40592	A51, F46, T3	45016	A18, F59, T3
40172	A25, F18	40319	A22, F27, T3	40472	A36, F35, T3	40593	A138, F46	45020	A12, F59, T3
40173	A52, F19	40320	A25, F27, T3	40473	A87, F35, T3	40598	A72, F46	45021	A37, F59, T3
40174	F19, T7	40321	A31, F27, T3	40476	A66, F35	40600	A23, F47, T3	45023	A37, F59, T3
40175	A64, F19, T3	40327	A36, F27	40477	A138, F35, T3	40601	A81, F47, T3	45025	A47, F59, T3
40179	A66, F19, T3	40330	F27, T3	40478	A138, F35, T3	40602	F47, T3	45036	A5, F59, T3
40181	F19	40332	A51, F27, T3	40479	A140, F35, T3	40606	A139, F47, T3	45038	A6, F59, T3
40182	A125, F19, T3	40333	A104, F27	40480	A102, F35, T3	40607	A14, F47, T3	45039	A8, F59, T3
40189	A27, F19	40336	A126, F27, T3	40484	A17, F36	40608	A15, F47, T3	45042	F59
40192	A134, F19, T7	40337	A95, F28	40485	F36	40609	A131, F47	45046	A80, F59, T3
40193	F19, T7	40339	A37, F28, T3	40488	A100, F36, T3	40610	A48, F48	45052	A123, F59, T3
40194	F19, T7	40345	A49, F28	40489	A50, F36	40611	A72, F48	45053	A7, F59, T3
40195	F19, T3	40346	A6, F28	40490	A145, F36	40613	A131, F48, T3	45054	A6, F59, T3
40196	F19, T7	40347	A91, F28	40491	A55, F36, T3	40614	A67, F48, T3	45057	A52, F59
40197	F20, T3	40352	A72, F28	40492	A53, F36, T3	40616	A86, F48	45058	F59, T3
40198	A86, F20	40354	A14, F28, T3	40494	A19, F37, T3	40617	A86, F48	45065	F59
40199	A86, F20, T3	40355	A155, F28, T3	40495	A30, F37, T3	40620	A138, F48	45066	A48, F59
40200	A130, F20, T3	40356	A135, F29	40496	A31, F37, T3	40622	A139, F48	45067	A83, F59, T3
40201	A102, F20, T3	40357	A89, F29	40497	F37	40624	A23, F49, T3	45074	F59, T3
40205	A110, F20, T3	40358	A106, F29	40498	A21, F38, T3	40629	A51, F49, T3	45075	A63, F59
40206	A97, F20	40359	A59, F29, T3	40499	A23, F38, T3	40633	A72, F49	45076	F59, T3
40207	A12, F20	40360	A57, F29, T3	40500	A33, F38, T3	40634	A72, F49	45077	F59, T3
40210	A57, F21	40363	A135, F29, T3	40502	A155, F38, T3	40635	A28, F49	45093	F57, T3
40215	A43, F21, T3	40364	A58, F29, T3	40503	A126, T3	40637	A150, F49, T3	45094	F59
40216	A11, F21	40365	A102, F29, T3	40504	A132, F38, T3	40638	A72, F49	45096	F59, T3
40217	A146, F21	40366	A14, F29, T3	40507	A95, F39, T3	40640	A84, F49	45102	A16, F59
40218	A55, F21	40367	A100, F30	40509	A101, F39, T3	40641	A12, F50	45103	A23, F59, T3
40219	A51, F21, T3	40368	A100, F30	40510	A99, F39, T3	40643	A23, F50, T3	45111	A99, F59, T3
40221	A123, F21, T3	40369	A100, F30	40511	A55, F39, T3	40644	A101, F50	45113	A20, F59, T3
40223	A8, F22, T7	40371	A27, F30, T3	40512	A42, F39, T3	40648	A20, F50	45121	A18, F59
40224	F22, T3	40372	A83, F30, T3	40515	F39, T3	40649	A7, F50	47068	A98, D2
40225	F22, T7	40376	A55, F30, T3	40517	A106, F40, T3	40650	A15, F50	47072	A98, T3
40228	A114, F22	40377	A146, F30	40519	A14, F40	40652	A99, F50	47097	T3
40230	A132, F22, T3	40380	A144, F30, T3	40520	A30, F40, T3	40656	A31, F50	47147	A18
40232	A106, F22	40386	A33, F30, T3	40524	A67, F40	40657	F51	49073	D2
40235	A49, F22	40392	A14, F31, T3	40527	A43, F40, T3	40658	A150, F51	49074	D2
40236	A51, F22, T3	40394	A65, F31	40528	A85, F40	40660	A81, F51	50079	G10, T3

continued



NUMERICAL INDEX

Part No.	Page No.	Part No.	Page No.	Part No.	Page No.	Part No.	Page No.	Part No.	Page No.
50081	G12, T3	50234	A152, G18, T3	50429	A47, G31, T3	50566	G15, T4	50717	A51, G15, T4
50082	A138, G10	50235	A152, G18, T3	50431	G19, T3	50569	A91, G10	50718	A51, G15, T4
50083	A138, G12	50236	A152, G18, T3	50432	G19, T3	50570	A91, G10, T4	50719	A19, G16
50086	A154, G12, T3	50237	A152, G18, T3	50433	G20, T3	50571	G31, T4	50720	A19, G15
50087	A154, G12	50238	A152, G18, T3	50434	G21	50572	A5, G31, T4	50723	A125, G33, T4
50088	A104, G11, T3	50245	A60, G14, T3	50439	G15, T3	A50572	A34, G31	A50723	A126, G33, T4
50089	A104, G10, T3	50250	A154, G12, T3	50440	A113, G13, T3	B50572	A34, G31	B50723	A126, G33, T4
50095	A140, G19, T3	50251	A154, G11, T3	50441	A113, G15, T3	50573	A34, G31, T4	50724	A125, G33, T4
50096	A140, G18, T3	50253	A51, G13, T3	50442	G13, T3	50578	A21, G31, T4	50728	A110, G22, T4
50098	A95, G20, T3	50254	A51, G14, T3	50443	G15, T3	50579	A5, G31, T4	A50728	A113, G22, T4
50102	A100, G14, T3	50260	A19, G12	50444	A146, G31, T3	50580	A11, G23, T4	B50728	A113, G22, T4
50103	A100, G13, T3	50261	A19, G11, T3	50445	A5, G31, T3	50581	A11, G23, T4	50729	A113, G22, T4
50107	A19, G17, T3	50262	A93, G30, T3	A50445	A5, G31, T3	50583	A54, G13, T4	50730	A78, G10
50108	A19, G16, T3	A50262	A93, G30, T3	B50445	A9, G31, T3	50584	A54, G15, T4	50731	A127, G5
50124	A102, G10, T3	B50262	A93, G30, T3	50446	A5, G30, T3	50585	A57, G15, T4	50734	A156, G33, T4
50129	A53, G10	50263	A93, G30, T3	50452	A104, G13, T3	50588	A31, G17, T4	A50734	A156, G33, T4
50141	A91, G12, T3	50264	A125, G31, T3	50453	A104, G15, T3	50589	A31, G16, T4	B50734	A156, G32, T4
50142	A91, G10, T3	50267	A138, G11	50454	A104, G13, T3	50591	A19, G17, T4	50735	A156, G32, T4
50144	A126, G30, T3	50268	A138, G11	50455	A104, G15, T3	50592	A19, G17, T4	50741	A129, G21, T4
A50144	A126, G30, T3	50273	A81, G22	50458	A78, G15, T3	50593	A19, G17, T4	50742	A129, G21, T4
50146	A18, G12, T3	50274	A79, G18, T3	50459	A100, G15, T3	50594	A19, G17	50743	A130, G21, T4
50147	A18, G10, T3	50284	A60, G20, T3	50460	G13, T3	50595	A134, G13, T4	50746	A109, G11, T3
50148	A18, G10	50285	A55, G10, T3	50461	G15, T3	50596	A134, G13, T4	50747	A125, G32
50149	A18, G10, T3	50289	A82, G21	50464	A113, G15, T3	50600	G21, T4	50751	A27, G32, T3
50150	A11, G21, T3	50291	A102, G14, T3	50465	G14, T3	50601	G23, T4	50752	G13, T3
50151	A11, G22, T3	50292	A73, G11, T3	50472	A154, G20, T3	50602	A35, G17, T4	50753	A100, G15, T3
50153	A76, G13, T3	50300	A19, G16, T3	50473	A154, G21, T3	50603	A35, G17	50755	A13, G32, T4
50154	A76, G14, T3	50301	A19, G16	50474	A100, G20, T3	50605	A80, G31, T3	50756	A13, G32, T4
50155	A140, G19, T3	50303	A91, G11, T3	50475	A100, G21, T3	50606	A69, G15, T3	A50756	A13, G32, T4
50156	A140, G18, T3	50304	A140, G19, T3	50476	A154, G21	50607	G15, T3	B50756	A13, G32, T4
50161	A82, G4	50305	A140, G19, T3	50478	A60, G13, T3	50612	A49, G31, T4	50757	A13, G33
50162	A82, G4	50306	A41, G11, T3	50481	A58, G13, T3	50613	A21, G32, T3	50773	A26, G5
50163	A83, G4	50307	A83, G4	50582	A58, G14, T3	A50613	A21, G32, T4	50775	A6, G22, T4
50164	A83, G4	50311	A47, G31, T3	50483	A58, G14, T3	B50613	A21, G32, T4	50778	A83, G33, T4
50165	A8, G30, T3	50314	A129, G20, T3	50489	A83, G4	50614	A21, G32, T4	A50778	A83, G33
50166	A8, G30, T3	50315	A129, G20, T3	50490	A78, G14, T3	50623	A95, G21, T4	B50778	A83, G33
50170	A138, G10	50316	A129, G20, T3	50491	A104, G14, T3	50624	A140, G19, T4	50779	A83, G33, T4
50171	A138, G12	50317	A129, G20, T3	50500	G19, T3	50625	A140, G19, T4	50780	A83, G33, T4
50174	A145, G19, T3	50319	A150, G11, T4	50502	A26, G5	50628	A63, G5	50781	A83, G33, T4
50175	A145, G18, T3	50323	A78, G14, T3	50507	A146, G19	50632	A109, G11, T4	50790	A5, G33, T4
50176	A79, G19	50324	A78, G13, T3	50508	A146, G19, T3	50633	A109, G11, T4	50792	A5, G33, T4
50177	A79, G18, T3	50325	A96, G21, T3	50511	A53, G13, T3	50634	A140, G19, T3	A50792	A76, G33, T4
50178	A155, G22, T3	50326	A96, G22, T3	50512	A53, G14, T3	50635	A140, G19, T4	B50792	A76, G33, T4
50181	A82, G21, T3	50329	A127, G4	50515	A76, G13, T3	50645	A91, G11, T3	50793	A8, G34, T4
50182	A82, G22, T3	50330	A11, G21, T3	50516	A76, G14, T3	50646	A91, G11, T4	A50793	A16, G34, T4
50185	G9, T4	50331	A11, G22, T3	50519	A53, G15	50647	A98, G11, T4	B50793	A16, G34, T4
50194	A152, G18, T3	50336	A114, G20, T3	50523	G15, T3	50648	A98, G11, T4	50794	A146, G34, T3
50195	A152, G18, T3	50337	A114, G20, T3	50526	A18, G10, T3	50649	A109, G11, T3	A50794	A146, G34
50196	A19, G16, T3	50338	A114, G20, T3	50527	A18, G10, T3	50654	A95, G21	B50794	A146, G34
50197	A19, G14, T3	50339	A114, G20, T3	50528	A5, G30, T3	50655	A64, G23, T3	50795	A141, G34, T4
50199	A42, G12, T3	50344	A60, G20, T3	50529	A104, G30	50656	A64, G23	50798	A100, G22, T4
50200	A42, G12, T3	50345	A60, G20, T3	A50529	A104, G30	50657	A155, G23	50799	A5, G34, T4
50201	A18, G11, T3	50349	A97, G22	B50529	A104, G30	50659	A92, G11, T3	A50799	A5, G35, T4
50202	A18, G11, T3	50355	A82, G4	50530	A64, G23, T7	50664	A21, G32	B50799	A13, G35, T4
50203	A80, G22	50360	A76, G31, T3	50531	A64, G23, T3	50672	G17	50802	A156, G35
50204	A54, G13, T3	A50360	A76, G31, T3	50532	A26, G5	50673	G17	50803	A156, G35, T4
50205	A54, G14, T3	50361	A76, G31, T3	50533	A26, G5	50675	A146, G32	50804	A9, G35, T4
50210	A154, G20, T3	50362	A8, G31, T3	50537	A104, G30, T3	50679	A106, G32	50806	A53, G35
50211	A95, G20, T3	50364	A123, G11, T3	50540	A148, G21	50693	A128, G5	50807	A131, G35, T4
50213	A154, G20, T3	50370	A109, G11, T3	50541	A148, G21	50694	A74, G32, T4	50808	A5, G35, T4
50215	A151, G12, T3	50379	A19, G15, T3	50542	A148, G21	50695	A74, G33, T4	50811	A8, G35
50216	A151, G12, T3	50380	A19, G15, T3	50543	A148, G21	50700	A141, G33, T4	50812	A146, G35
50217	A152, G16, T3	50383	A129, G20, T3	50549	G10, T3	50705	A27, G33, T4	50816	A128, G5
50218	A152, G14, T3	50384	A129, G20, T3	50550	A140, G30, T3	A50705	A27, G33, T4	50817	A47, G35
50219	A42, G12, T3	50385	A82, G22, T3	A50550	A141, G30, T3	B50705	A27, G33, T4	50820	A26, G5
50220	A42, G12, T3	50402	A19, G17, T3	B50550	A141, G31, T3	50706	A41, G9, T4	50821	A6, G22, T4
50221	A151, G12, T3	50403	A19, G16, T3	50551	A140, G31, T3	50707	A32, G17, T3	A50821	A6, G22, T4
50222	A151, G12, T3	50406	A89, G10, T3	50554	A155, G23, T4	50708	A32, G17	B50821	A6, G23, T4
50223	A154, G12, T3	50413	A110, G12	50555	A152, G16, T4	50709	A32, G16, T3	50822	A104, G34
50224	A154, G12, T3	50414	A102, G10	50556	A152, G15, T4	50710	A32, G16	50825	A7, G34, T4
50227	A152, G14, T3	50415	A102, G10	50557	A152, G16, T4	50711	A31, G17, T4	A50825	A7, G34, T4
50228	A152, G14, T3	50417	A49, H6	50558	A152, G15, T4	50712	A31, G16	B50825	A27, G34, T4
50231	A19, G14, T3	50426	A104, G11	50561	A152, G15, T4	50713	A35, G16	50826	A17, G34, T4
50232	A19, G14, T3	50427	A111, G15, T3	50562	A152, G15, T4	50714	A35, G16	50835	A140, G34, T4
50233	A152, G18, T3	50428	A127, H4	50565	G15, T3	50716	A51, G13, T4	A50835	A141, G34, T4

NUMERICAL INDEX



Part No.	Page No.	Part No.	Page No.	Part No.	Page No.	Part No.	Page No.	Part No.	Page No.
B50835	A141, G34, T4	50942	A7, G37	51099	G74	51473	A51, G15	51736	A53, G48
50836	A140, G35, T4	50947	A123, G23, T3	51138	A42, G12, T4	51477	A43, G45	51737	A53, G48
50837	A141, G35, T4	50950	A124, G11, T4	51139	A42, G12, T4	51478	A87, G45	51738	A53, G48
50838	A86, G35, T4	50954	A10, G37, T4	51140	A42, G12, T4	51479	A83, G45	51739	A53, G48
A50838	A86, G35	50959	A5, G37, T4	51194	A86, G40, T4	51480	A87, G45	51741	A53, G48
B50838	A86, G35	50960	A69, G37, T4	51216	A64, G40, T4	51482	A14, G44	51742	A79, G48
50839	A86, G35, T4	50961	A5, G38, T4	A51216	A64, G40, T4	51483	A14, G44	51752	A127, G49
50840	A86, G35, T4	50962	A9, G38, T4	B51216	A64, G40, T4	51484	A14, G44, T4	51762	A83, G49, T4
50841	A87, G35	50963	A9, G38, T4	51217	A65, G41, T4	51490	A43, G44	51763	A83, G49, T4
50848	A27, G35	50966	A10, G38, T4	51218	A64, G41, T4	51492	A43, G44	51766	A87, G49
50849	A127, G35	50967	A10, G38	51240	A132, G41, T4	51493	A47, G44	51767	A85, G49
B50849	A127, G35	50968	A141, G38, T4	51246	A132, G41, T4	51495	A14, G45	51769	A147, G49
50852	A64, G36, T4	50973	A10, G38	51247	A130, G41, T4	51496	A123, G45	51777	A54, G49
A50852	A64, G36, T4	50974	A130, G38, T4	51249	A55, G41, T4	51498	A123, G45	51779	A54, G49
B50852	A64, G36, T4	50975	G39, T4	51250	A55, G41, T4	51500	A123, G45	51780	A31, G49, T4
50854	A111, G23, T4	50976	A131, G39, T4	51251	A55, G41, T4	51504	A7, G45, T4	51781	A31, G49, T4
A50854	A113, G23, T4	50977	A131, G39, T4	51253	A55, G41, T4	51505	A83, G45, T4	51782	A31, G49, T4
B50854	A113, G23, T4	50978	A5, G39, T4	51254	A21, G41, T4	51506	A83, G45, T4	51783	A31, G50, T4
50855	A111, G23, T4	50979	A66, G39, T4	51258	A38, G41	51507	A83, G45	51784	A34, G50
50857	A130, G36, T4	A50979	A66, T4	51259	A38, G40	51509	A32, G46, T3	51785	A76, G50
A50857	A130, G36, T4	B50979	A66, T4	51292	A47, G40	51515	A21, G46	51791	A85, G50
B50857	A131, G36, T4	50980	A64, G39, T4	51293	A47, G40, T4	51516	A21, G46	51792	A85, G50
50858	A130, G36, T4	50981	A66, G39, T4	51294	A47, G40	51517	A21, G46	51794	A145, G50
50859	A131, G36, T4	50982	A75, G39, T4	51295	A47, G40	51518	A21, G46	51795	A145, G50
50861	A52, G21, T4	50983	G39, T3	51296	G40, T4	51529	A141, G46	51796	A136, G50
50862	A52, G23, T4	50984	G39, T4	51329	A141, G40, T4	51530	A141, G46, T4	51797	A136, G51
50864	A47, G37	50985	A8, G23, T4	51331	A8, G19	51533	A100, G47, T3	51808	A27, G51
50869	A8, G23, T4	50986	A6, G23, T4	51334	A9, G40, T4	51534	A6, G47	51810	A27, G51
A50869	A8, G23, T4	50987	A8, G23, T4	51335	A11, G41, T4	51535	A8, G47	51811	A27, G51
B50869	A8, G23, T4	50988	A68, G23, T4	51336	A8, G41, T3	51536	A138, G47	51812	A27, G51
50870	A8, G23, T4	50989	A135, G23, T4	51337	A9, G41, T4	51537	A141, G47	51816	A48, G51
50873	A75, G23, T4	50990	A135, G23, T4	51338	A11, G41, T4	51538	A6, G47, T4	51844	A142, G51, T4
50874	A71, G37	50991	A135, G23, T4	51339	A10, G41, T3	51546	A50, G46	51878	A38, G51
50876	A134, G22, T4	50992	A21, G39, T4	51340	A11, G41, T4	51553	A14, G46	51879	A38, G51
50877	A6, G22, T4	50993	A21, G38, T4	51341	A11, G41, T4	51560	A17, G46	51880	A38, G51
50878	A10, G37, T4	50994	A21, G38, T4	51342	A20, G42, T4	51561	A17, G46	51882	A38, G51
A50878	A57, G37, T4	50995	A6, G24, T4	51343	A49, G42, T4	51562	A83, G46	51883	A38, G50
B50878	A57, G37, T4	50996	A6, G24, T4	51344	A5, G42, T4	51563	A83, G46	51884	A38, G50
50879	A13, G37, T4	51009	A21, G38	51345	A5, G42, T4	51564	A83, G46	51886	A85, G50
A50879	A13, T4	51010	A140, G38, T4	51346	A5, G43, T4	51565	A83, G47	51891	A14, G50
50880	A56, G37, T4	51011	A141, G38, T4	51353	A6, G24, T4	51587	G47, T4	51894	A142, G50, T4
50881	A13, G37, T4	51012	A141, G38, T4	51354	A6, G24, T4	51590	A10, G47, T4	51895	A142, G50
50882	G37, T3	51014	A100, G24, T4	51355	A6, G24, T4	51591	A50, G47	51896	A142, G50
50884	A140, G37, T4	51015	A100, G24	51369	G43, T4	51592	A147, G47, T3	51897	A142, G50, T4
50885	A140, G37, T4	51016	A100, G24, T4	51370	G43, T4	51596	A10, G47, T4	51898	A142, G51
50892	A149, G19, T4	51017	A114, G24, T4	51371	G43, T4	51602	A48, G47	51899	A142, G51, T4
A50892	A149, G19, T4	51018	A114, G24, T4	51378	A132, G43, T4	51603	A48, G47	51901	A142, G51
B50892	A149, G19, T4	51023	A40, G24, T4	51380	A132, G43, T4	51604	A48, G47	51906	G24, T4
50893	A149, G19, T4	51024	A40, G24, T4	51382	A132, G43, T4	51605	A48, G48	51919	A27, G51
50894	A149, G19, T4	51025	A40, G24, T4	51391	A130, G43, T4	51606	A48, G48	51920	A27, G51
A50894	A149, G19, T4	51026	A89, G24, T4	51392	A130, G43, T4	51607	A48, G48	51921	A27, G51
B50894	A149, G19, T4	51027	G24, T4	51393	A130, G42, T4	51639	A70, G48, T4	51922	A27, G51
50895	A6, G22, T4	51029	G24, T4	51394	A130, G42, T4	51640	A70, G48, T4	51923	A27, G51
A50895	A75, G22, T4	51033	A5, G38	51405	A100, G24	51641	A70, G48, T4	51928	A7, G51
B50895	A75, G22, T4	51044	G38	51407	A91, G42, T4	51644	A31, G17	51933	A142, G52, T4
50896	A75, G22, T4	51054	A27, G39	51408	A91, G42, T4	51645	A31, G17, T3	51935	A142, G52
50897	A8, G22	A51054	A27, G39	51409	A91, G42, T4	51646	A66, G49	51936	G52
50900	A27, G36, T4	B51054	A27, G39	51411	A5, G42, T4	51648	A70, G49, T4	51937	A142, G52
A50900	A27, G36	51055	A27, G39, T4	51414	A91, G42, T4	51649	A70, G49, T4	51938	A142, G52
B50900	A27, G36	51056	A27, G39, T4	51417	A140, G43, T4	51650	A70, G49, T4	51939	A142, G52, T4
50901	G36, T4	51065	A14, G39, T4	51418	A141, G43	51651	A135, G24, T4	51941	A76, G52
50913	A64, G36	A51065	A14, G39, T4	51419	A141, G43, T4	51670	A142, G49	51942	A136, G52
50914	G22, T4	B51065	A14, G39, T4	51420	A141, G43, T4	51671	A32, G17	51946	A79, G53
50915	G23, T4	51066	A14, G39, T4	51422	A47, G43	51673	A32, G17	51947	A79, G53
50919	A90, G36, T4	51067	A14, G39	51423	A128, G43	51674	A32, G17	51948	A79, G53
50920	A49, G36	51073	A129, G39	51426	A122, G43, T4	51675	A32, G17	51949	A79, G53
50929	A150, G11	51076	A41, G24	51462	A47, G43	51676	A32, G17	51953	A14, G53
50933	A83, G36, T4	51078	A100, G24, T4	B51462	A47, G43	51677	A32, G17	51956	A30, G53
A50933	A83, G37	51079	A100, G24, T4	51464	A47, G43	51678	A32, G17	51957	A30, G53, T4
B50933	A83, G37	51080	A100, G24, T4	51467	A41, G43, T4	51682	A40, G24	51958	A25, G53
50934	A83, G37, T4	51087	A47, G40	51468	A33, G44, T4	51698	A66, G49	51959	A30, G53
50935	A83, G37	51088	A47, G40, T4	51469	A33, G44, T4	51699	A66, G49	51960	A99, G53
50936	A83, G37	51089	A128, G40, T4	51470	A33, G44, T4	51700	A66, G49	51966	A30, G53, T4
50937	A64, G37, T4	51092	A49, G40	51471	A33, G45	51701	A66, G49	51967	A25, G52
50941	A10, G37, T4	51098	G74	51472	A83, G45	51730	A127, G49	51968	A26, G52

continued



NUMERICAL INDEX

Part No.	Page No.	Part No.	Page No.	Part No.	Page No.	Part No.	Page No.	Part No.	Page No.
51969	A25, G52	52143	A5, J14, T4	52296	A21, J5, T5	52439	A153, J23	53075	A140, K9, T5
51970	A25, G52	52148	A27, J15, T4	52298	J20	52440	A152, J6	53076	A71, K24, T5
51971	A54, G52	52149	A25, J15	52300	A48, J20	52442	A123, J23	53077	A5, K24, T5
51972	A6, G52	52150	A14, J15	52306	A38, J20, T5	52444	A12, J23, T5	53079	A129, K24
51982	A122, G52	52151	A97, J15, T4	52307	A38, J20	52446	A127, J3, T5	53080	A47, K9
51983	A129, G52, T4	52152	A79, J15, T4	52308	A48, K18	52447	A32, L4	53081	A140, K24, T5
51984	A119, G53, T4	52153	A35, J15, T4	52309	A48, K18	52449	A87, J23	53082	A5, K30, T5
51987	A106, G53	A52153	T4	52310	A152, J20, T5	52457	A132, J6	53083	A78, K9, T5
51988	A52, G53	52154	A32, J15, T4	52312	A142, J2	52458	A132, J6	53089	A140, K9, T5
51989	A54, G53	A52154	A73, T4	52314	A57, J5	52459	A68, K5	53091	A47, K30, T5
51990	A54, G53	52156	A134, J15, T4	52315	A60, J5	52460	A68, K5	53092	A146, K48, T5
51991	A54, G53	52157	A33, J15, T4	52318	J20	52462	A99, J6, T5	53093	A6, K11
51999	A112, G53	A52157	A5, J15, T4	52321	A69, J20	52463	A99, K11, T5	A53093	A68, K11
52003	A19, J10, T4	52158	A80, J15, T4	52325	A12, J20	52464	A12, J6, T5	53094	A27, K48, T5
A52003	A41, J10, T4	52160	A5, J15, T4	52326	A14, L4	52466	J23	53095	A26, K48, T5
52026	A145, J10, T4	52162	A5, J16, T4	52329	A48, K5	52467	A77, J23	53097	A10, K15, T5
52027	A18, J10, T4	52164	A52, J16, T4	52330	A48, K5	52474	A85, J23	53098	A141, K48, T5
52029	A154, J10, T4	52165	A25, J16, T4	52331	A48, J5	52475	A48, J6	53099	A90, K30
52030	A6, J10, T4	52167	A83, J16	52332	A48, J5	52476	A48, J6	53100	A16, K9
52032	A42, J10, T4	52175	A65, J16	52333	A136, J21, T5	52477	A85, L4	53101	A10, T5
52034	A38, J10	52176	A47, J16	52334	A79, J21	52478	A150, J3	A53101	A52, K11
52036	A53, J10	52177	A64, J16	52337	A16, J5	52479	A85, J6	53102	A21, K30, T5
A52036	A71, J10	52182	A6, J16, T4	52338	A20, J21	52480	A85, J6	53103	A26, K48, T5
52040	A19, J10, T4	A52182	A68, J16	52339	A27, J5, T5	52491	J3	53104	A146, K11, T5
A52040	A5, J10, T4	52186	A58, J16	52342	A158, J21	52492	J3, T5	53107	A5, L4, T5
52042	A97, J11, T4	52188	J16, T4	52343	A83, J5	52493	A150, J23	53108	A26, K11, T5
52043	A83, J11, T4	52189	J16, T4	52345	A16, J5	52498	A85, J23	53109	A26, L4, T5
52044	A134, J11, T4	52197	A100, J17, T4	52346	A130, J5, T5	52499	A84, J23	53110	A26, K11, T5
52047	A34, J11, T4	52198	A87, J17	52348	A20, J21	52500	A84, J6	53111	A97, K9, T5
52051	A11, J11, T4	52200	A80, J17, T4	52351	A153, J21	52503	A48, K18	53112	A26, K11, T5
52052	A42, J11, T4	52202	A47, J17	52352	A153, J21	52506	A29, J3	53113	A47, K20
52053	A60, J11, T4	52205	A50, J17, T4	52354	K54	52507	A29, J3	53114	A47, K9
52057	A95, J11, T4	52206	A81, J17, T4	52363	A123, J21	52508	A29, J3	53115	A80, K48, T5
52058	A151, J11, T4	52209	A47, J17	52364	A123, K5	52509	A29, J3	53116	A27, K20
52059	A125, J11, T4	52212	A14, J17	52365	J21, T5	52510	A18, J24	53117	A27, K25, T5
52060	A58, J11, T4	52213	A21, J5, T4	52366	J21, T5	52522	J24, T4	53118	A152, K25, T5
52066	A42, J11, T4	52214	A21, J17, T4	52367	A152, J21, T5	52523	J24, T4	53120	A79, K30, T5
A52066	A96, J12, T4	52215	A106, J17	52369	J5, T4	52524	J24, T4	53121	A80, K11
52067	A79, J12, T4	52216	A106, J17	52371	J6, T5	52525	J24, T4	53123	A130, K48, T5
52068	A146, J12, T4	52217	A125, J17	52372	A49, J21, T5	53007	A5, K50, T5	53127	A47, K30, T5
52070	A49, J12, T4	52218	A125, J18	52374	J22	A53007	A5, K50, T5	53128	A27, K18
52071	A135, J12, T4	52219	A130, J18, T5	52378	A67	53008	A42, K23, T5	53130	A156, K15
52074	A15, J12, T4	52220	A130, J18, T5	52391	A40, J22	A53008	A109, K23, T5	53131	A5, K30
52078	A95, J12, T4	52222	A83, J18, T5	52392	A125, J6	53019	A13, K52, T5	53133	A98, K51, T5
52079	A32, J12, T4	52227	A43, J18, T5	52393	A125, J6	53027	A8, K23, T5	53134	A75, K30, T5
52081	A89, J12	52228	A48, J18	52394	A125, J22, T5	53028	A51, K23, T5	53135	A79, K11
52084	A63, J12, T4	52232	J18, T4	52400	A132, J22	53029	A52, K23, T5	53140	A6, K51, T5
52088	A47, J12	52236	A6, J18, T5	52402	J22, T5	A53029	A98, K23, T5	A53140	A123, T5
52089	A129, J12, T4	52238	A89, J18, T5	52403	A53, J22	53031	A19, K23, T5	53142	A27, K49, T5
52091	A138, J13, T4	52240	A7, J18, T4	52405	A81, L4, T5	A53031	A18, K23, T5	53143	A66, K49, T5
52092	A88, J13, T4	52241	A121, J18	52407	A21, J2	53032	A8, K20	53145	A74, K40, T5
52097	A54, J13, T4	52244	A147, J18	52408	A21, J2	53034	A8, K9, T5	53146	A83, K40, T5
52098	A63, J13	52246	A51, J5, T4	52409	A153, J22	53035	A129, K20	53149	A83, K15
52099	A130, J13, T4	52250	A56, J19	52410	A132, J6	53036	K50	53150	A90, K30, T5
52102	A52, J13	52251	A60, J19	52411	A132, J6	53037	K50, T5	53151	A51, K2, T5
52105	A32, J13, T4	52254	A27, J19	52412	A152, J22, T5	53041	A38, K50, T5	53152	A25, K15
A52105	A73, J13, T4	52256	A27, J19, T4	52416	A25, J2	53045	A13, K9, T5	53153	A10, K40
52108	A57, J13	52260	A36, J19, T4	52421	A143, J22	53049	A76, K30	53156	A64, K31, T5
52110	A55, J13, T4	52262	A142, J19	52422	A23, J2	53051	A82, K9, T5	53159	A16, K15, T5
52112	A27, J13, T4	52263	A142, J19	52423	A23, J2	53056	A90, K50, T5	53161	A65, K15, T5
52113	J13, T4	52264	A85, J19	52424	A73, J6	A53056	A42, K50, T5	53163	A14, L4
52114	A88, K52	52269	A157, J19, T5	52425	A101, J2	53057	A19, K30, T5	53164	A47, K12
52115	L4, T4	52270	K54	52426	A67, J22	53060	A18, K23, T5	53166	A152, K31, T5
52117	A42, J14, T4	52271	A83, J5	52427	A23, J2	A53060	A109, K23, T5	53169	A114, T5
52118	A27, J14, T4	52272	A12, J5, T5	52428	A23, J2	53061	A95, K9, T5	53171	A141, K12
52120	A5, J14	52274	A34, J19, T5	52429	A25, J2	53062	A116, K23, T5	53172	A53, K31, T5
52121	J14, T4	52276	A6, J20, T5	52430	A101, J2	53063	A35, K24, T5	53173	A8, K31, T5
52130	A25, J14, T4	52277	K53	52431	A127, J2	53064	A82, K9, T5	53174	A11, K31
52133	A24, J14, T4	52278	A67, J5, T5	52432	A102, J2	53066	A151, K24, T5	53175	A144, K49, T5
52134	A6, J14	52282	A27, J5, T5	52433	A102, J2	53067	A152, K24, T5	53176	A81, K40, T5
52137	A83, J14, T4	52284	A70, J20	52434	A102, J3	53068	A152, K24	53177	A80, K49, T5
52138	J14	52285	A152, J5, T5	52435	A102, J3	53071	A42, K24, T5	53178	A5, K31, T5
52139	A5, J14, T4	52286	A36, J20, T5	52436	A41, J22, T4	A53071	A98, K24, T5	A53178	A68, K31, T5
A52139	A112, T4	52287	A48, J5	52437	A133, J22	53072	A13, K24, T5	53179	A141, K49, T5
52142	A107, J14, T4	52288	A48, K5	52438	A132, J6	53074	A148, K9, T5	53180	A141, K31

NUMERICAL INDEX



Part No.	Page No.	Part No.	Page No.	Part No.	Page No.	Part No.	Page No.	Part No.	Page No.
53182	A5, K25, T5	53341	A84, K41	53533	A52, K52, T5	53671	A127, K47, T5	53797	A20, K45
53183	A14, K40, T5	53343	A51, K13, T5	53534	A38, K27, T5	53677	A133, K7	53798	A20, K45
53184	A8, K49, T5	53346	A60, K13	53539	A145, K41, T5	53678	A133, K52	53799	A20, K45
53186	A90, K12, T5	53348	A21, K13, T5	53540	A76, K41, T5	53679	A134, K52	53800	A20, K45
53189	A58, K11	53350	A87, K33, T5	53541	A7, K41	53681	A81, L4	53801	A144, K45
53192	A47, K31, T5	53351	A87, K33, T5	53546	A142, K17	53685	A54, K42	53806	A132, K7
53193	A47, K31, T5	53356	A16, K40, T5	53547	A79, K41	53686	A52, K6	53807	A31, K7
53194	A25, K32, T5	53358	A36, J6	53551	A87, K17	53688	A153, K6	53808	A120, K7
53196	A83, K32, T5	53359	A14, J6	53553	A152, K42	53689	A12, K42	53809	A120, K7
53197	A101, K32, T5	53360	K53	53554	A152, K42	53693	A153, K36	53814	A23, K13
53198	A13, K49	53362	A34, K6	53556	A83, K17	53694	A142, K42	53815	A132, K45
53199	A10, K40	53363	K53	53557	A85, K17	53695	A145, K43	53816	A150, K45
53200	A21, K32, T5	53367	A34, K6	53558	A142, K17	53699	K21, T5	53818	A68, K36
53201	A49, J24, T5	53368	A70, K6	53564	A20, K34	53702	A152, K36, T5	53819	A99, K36
53202	A26, K49, T5	53372	A66, K33, T5	53565	A23, K42	53703	A22, K43	53822	A25, K13
53203	A14, K49	53374	A137, K13	53566	A28, K34	53704	A22, K43	53823	A77, K46
53204	A75, K32, T5	53376	K16	53573	A12, K17, T5	53705	A22, K12, T5	53824	A77, K46
53207	A128, K20, T5	53377	A49, K33	53574	A133, K27, T5	53706	A37, K6	53826	A48
53209	A23, K18, T5	53378	A52, J6	53576	A105, K34	53707	A37, K6	53833	A20, K46
53210	A60, K18	53381	A85, K40	53577	A105, K34	53710	A96, K43	53836	A31, K13
53211	A149, K32	53382	A85, K40	53578	K27, T5	53711	A132, K43	53837	A105, K13
53215	A83, K15, T5	53384	A27, K34	53579	A23	53712	A23, K43	53838	A32, K36, T5
53218	A152, K32	53388	A138, K13	53580	A88, K9, T5	53713	A23, K43	53839	A32, K36, T5
53220	A101, K32, T5	53389	K25, T5	53582	K9, T5	53715	A76, K43, T5	53840	A136, K36, T5
53221	A64, K49	53390	K25, T5	53583	K9, T5	53717	A152, K6, T5	53841	A136, K7, T5
53222	A80, J24	53392	K26, T5	53584	K9, T5	53718	A152, K6, T5	53842	A136, K7
53223	A90, K18	53393	A133, K26, T5	53585	K9, T5	53719	A132, K17	53846	A20, K46
53224	A90, K12, T5	53394	K21, T5	53586	A158, K43	53720	A131, L4	53861	A99, K7
53226	A64, K32, T5	53395	A150, K26	53587	A158, K43	53721	A152, K6, T5	53875	A48, K36
53227	A80, K40	53396	A152, L4	53588	A106, K47	53726	A85, K43	53876	A132, K13
53235	A67, L4	53397	A157, K52, T5	53589	A106, K34	53727	A85, K43	53902	A52, K52
53238	A81, K15	53398	A124, K26, T5	53590	A106, K47	53728	A84, K43	53905	A30, K13
53241	A153, K51, T5	53405	A133, K34	53591	A157, K47, T5	53729	A84, K44	53906	K36, T5
53243	A47, K15	53407	A142, K40	53592	A157, K35, T5	53738	A87, K44	54002	A91, M2
53244	A5, K25, T5	53410	A14, K40	53593	A157, K47, T5	53739	A87, K44	54003	A28, M2
53250	A58, K25, T5	53411	A31, K6	53594	K35, T5	53744	A36, K6	54009	A22, M2, T5
53255	A83, K15, T5	53412	A27, K19	53595	A152, K12	53750	A108, K44	54010	A27, M2, T5
53256	A154, K51, T5	53414	A157, K16	53596	A142, K43	53751	A108, K44	54011	A154, M2, T5
53258	A130, K15	53416	A128	53599	A153, K35	53752	A54, K44	54012	A82, M2, T5
53264	A81, L4	53417	A38, K51, T5	53600	A20, K7	53753	A54, K44	54013	A19, M2, T5
53266	A122, K12, T5	53426	A82, K26	53602	A20, K12, T5	53754	A54, K44	54014	A8, M2, T5
53269	A41, K25, T5	53432	A123, K21	53603	A48, K17	53755	A87, K45	54015	A109, M2, T5
53271	A141, K49, T5	53434	A125, K16, T5	53604	A48, K17	53756	A87, K45	54017	A51, M2, T5
53275	A155, K16	53436	A38, K51, T5	53606	A142, K17	53757	A85, K45	54018	A5, M2, T5
53276	A147, K12, T5	53437	A38, K20	53607	A153, K7	53758	A85, K45	54019	M5
53277	A144, K12, T5	53439	K26, T5	53608	A133, K35	53759	A84, K45	54021	M2
53278	A25, K12	53440	K26, T5	53610	A137, K7	53760	A84, K45	54022	A63, M2
53280	A31, K41	53443	K26, T5	53614	K51, T5	53761	K51, T5	54023	A8, M2, T5
53288	A105, K32	53444	A76, K34	53615	A151, K51, T5	53762	A142, K45	54028	A102, M3
53290	A141, K49, T5	53452	A142, K16	53616	K51, T5	53763	A23, K12	54034	M3
53291	A110, K13	53453	A85, K16	53624	K35, T5	53764	A152, K7	54035	A9, M3, T5
53294	A47, K5	53454	A123, K21	53625	K52, T5	53765	A152, K7	64036	A22, M3, T5
53295	A110, K25, T5	53457	A34, K6	53626	J6, T5	53766	A43, K12	54037	A82, M3, T5
53297	A47, K16	53459	K27, T5	53627	A130, J6, T5	53769	A142, K45	54038	M3, T5
53298	A101, K41, T5	53460	A128, K34	53628	K7, T5	53770	A158, K45	54039	A5, M3, T5
53304	A133, K25	53462	A136, K16, T5	53629	K27	53771	A158, K45	54040	A24, M3, T5
53305	A6, K32	53464	A36, K41, T5	53630	A23, K12	53772	A150, K44	54041	A21, M3, T5
53306	A47, K41	53465	A145, K41	53633	A25, K12, T5	53773	A123, K7	54042	A5, M3, T5
53307	A47, K19	53479	A12, K41, T5	53634	A111, K43	53774	A25, K44	54043	A42, M3, T5
53308	A51, K13	53481	A48, K16, T5	53637	A34, K7	53775	A25, K44	54044	A5, M3, T5
53310	A106, K33	53489	A14, K41	53639	A96, K43	53776	A29, K44	54045	A20, M3, T5
53311	A106, K33	53494	K6	53640	A48, K43	53777	A29, K44	54046	A5, M3
53312	A106, K41	53495	A48, K41	53642	A152, K35, T5	53778	A110, K7	54047	M4
53313	A106, K41	53501	A48, K19	53643	A41, K43	53779	A144, K44	54048	A53, M4, T5
53314	A126, K13	53502	A31, K13, T5	53644	K7, T5	53783	A133, K36	54049	A76, M4, T5
53315	A157, K5	53503	A152, K7, T5	53645	A152, K7, T5	53786	A150, K12	54050	A38, M5
53317	A101, K16	53504	A137, K7	53648	A54, K43, T5	53787	A102, K19	54052	A89, M5
53318	A150, K33	53513	A121, K51, T5	53650	A82, K12, T5	53788	A79	54053	A41, M5
53320	A138, K13	53515	A48, K19	53663	A125, K42	53789	A29, K19	54054	A47, M4
53322	A79, K49, T5	53516	A48, K41	53664	A125, K42	53790	A158, K44	54056	M5
53330	A5, K33	53518	A21, K12, T5	53665	A125, K42	53791	A158, K44	55009	A82, H6, T5
53332	A21, K33	53520	A40, K34	53666	A16, K42	53792	A102, K45	55010	A5, H6, T5
53333	A21, K5, T5	53522	A48, K41	53666	A125, K42	53793	A102, K45	55027	A92, H6, T5
53339	A48, K41	53523	A12, K16, T5	53669	A127, K47, T5	53794	A102, K45	55029	A24, H6, T5
53340	A84, K41	53527	A12, K41	53670	A127, K35, T5	53795	A102, K45	55030	A47, H6, T5

continued



NUMERICAL INDEX

Part No.	Page No.	Part No.	Page No.	Part No.	Page No.	Part No.	Page No.	Part No.	Page No.
55031	A47, H6	55215	A157, H12	57050	K56	58036	A45, G55	58247	A72, G59
55039	A129, H6, T5	55216	H12	57051	K56	58038	A139, G55	58250	A133, G59
55043	A14, H6, T5	55217	H12	57052	A28, K56, T5	58041	A142, G55, T5	58251	A23, G58
55044	A26, H6	55218	H12	57053	K56	58042	A142, G55, T5	58252	A23, G58
55049	A102, H6, T5	55219	H12	57054	K56	58043	A142, G55, T5	58253	A23, G58
55052	A25, H6, T5	55232	A85, H12	57055	K56	58044	A142, G55, T5	58254	A23, G58
55055	A5, H7, T5	55233	A85, H12	57056	K56	58045	A142, G54, T5	58255	A102, G58
55062	A34, H7, T5	55236	A48, H13	57061	K56	58046	A142, G54, T5	58260	A68, G58
55063	A90, H7, T5	55239	A48, H13	57063	A81, K56, T5	58047	A142, G54, T5	58261	A148, G58
55074	A130, H7, T5	55240	A48, H13	57065	K56	58048	A23, G54	58262	A122, G58
55075	A34, H7, T5	55244	H13	57066	K56	58049	A23, G54	58263	A99, G59
55077	A90, H7, T5	55245	H13	57067	A130, K56	58050	A23, G54	58264	A148, G59
55080	A130, H7, T5	55246	H13	57069	K56	58051	A23, G54	58265	A122, G59
55081	A8, H7	55247	H13	57070	A88, K56, T5	58056	A23, G54	58266	A148, G59
55084	A5, H7, T5	55248	H13	57072	A30, K56	58057	A23, G55	58267	A73, G59
55085	A90, H7, T5	55249	H13	57073	A55, K56	58058	A23, G55	58268	A107, G59
55086	H7	55250	H13	57074	A152, K56	58059	A23, G55	58269	A107, G59
55087	H7	55251	H13	57075	A20, K56, T5	58070	A31, G55, T5	58270	A53, G59
55088	H8	55252	H13	57077	K56	58078	A158, G55	58271	A53, G59
55089	A155, H8	55253	H13	57078	A81, K56, T5	58083	A31, G55	58272	A41, G59
55090	A25, H8, T5	56010	A17, L5	57079	A15, K56	58084	A31, G55	58273	A41, G59
55092	A47, H8, T5	A56010	A68, L5	57080	K56	58085	A31, G55	58274	A34, G60
55094	A96, H8, T5	56011	A80, L4, T5	57082	A43, K56	58086	A31, G55	58275	A34, G60
55098	A73, H8, T5	56015	A82, L4	57083	K56	58087	A126, G55	58276	A125, G60
55120	A88, H8	56016	A28, G10	57084	A30, K57, T5	58096	A153, G55	58277	A125, G60
55121	H8	56017	A51, G12, T5	57085	A14, K57	58097	A153, G56	58278	A22, G60
55122	A121, H8, T5	56018	A79, L4	57086	A155, K57	58098	G56	58279	A22, G60
55123	H8	56021	A6, L5, T5	57087	K57	58099	A125, G56	58280	A23, G60
55124	H8	56022	A42, L5	57090	K57	58100	A125, G56	58281	A23, G60
55125	H8	56026	A124, L5, T5	57091	K57	58101	G56	58282	A23, G61
55126	H9	A56026	A123, T5	57093	A48, K57	58107	A145, G57	58283	A23, G61
55127	H9	56027	A146, L5, T5	57095	A53, K57	58110	A17, G57	58286	A31, G61
55128	A6, H9, T5	56029	L5	57097	A48, K57	58119	A82, G57	58287	A31, G61
55130	H9	56030	L5	57098	A105, K57	58120	G57	58288	A31, G61
55131	H9	A56030	A102, L5, T5	57104	A23	58121	A156, G57	58289	A31, G61
55132	A6, H9	56031	A111, L5, T5	57109	K57	58128	A136, G57	58290	A30, G61
55133	A83, H9	A56031	A102, L5, T5	57111	A52, K57	58129	A143, G57	58291	A30, G61
55142	H9	56035	A8, L5	57113	A102, K57	58130	A143, G57	58293	A84, G61
55144	H9	56037	A16, L4	57114	H15	58131	A143	58295	A40, G24
55145	H9	56038	A76, L5, T5	57115	A25, K57	58132	A143, G57	58301	A16, G61
55150	A28, H9	56040	A100, L5	57116	A34, K57	58133	A143, G57	58304	A16, G61
55151	A48, H9	56041	A79, L4	57118	A48, K57	58134	A143, G57	58305	A16, G60
55152	H9	56042	A100, L4, T5	57120	A20, K57	58139	A145, G56	58306	A16, G60
55153	H10	56043	A76, L4, T5	57121	A23, K57	58140	A145, G56	58307	A16, G60
55159	A67, H10, T5	A56044	A71, L4, T5	57122	A53, K57	58141	A145, G56	58308	A16, G60
55160	A65, H10	56045	A80, L5, T5	57123	A136, K57	58142	A132, G56	58315	A23, G60
55161	A65, H10	A56045	L5, T5	57124	A105, K57	58143	A125, G56	58319	A150, G60
55165	A27, H10	56046	A144, L5, T5	57125	K57	58144	A125, G56	58327	A150, G60
55167	A48, H10	56047	A75, L5, T5	57126	K57, T5	58145	A125, G56	58329	A150, G60
55168	H10, T5	56048	A147, L5	57127	K57	58146	A125, G57	58330	A150, G61
55169	H10, T5	56051	A53, L5, T5	57128	K57, T5	58148	A82, G57	58331	A150, G61
55170	H10	56057	L5, T5	57129	K57, T5	58163	A153, G57	58332	A150, G61
55171	H10	56058	L5, T5	57130	K57	58164	A27, G57	58334	A48, G61
55173	H10	56060	A14, L5	57131	A34, K57, T5	58165	A27, G57	58335	G61
55174	A83, H10	56061	A27, L5	57132	K57	58166	A27, G57	58336	A12, G61
55183	A130, H10, T5	56062	A12, L5	57133	K57, T5	58175	A81, G57	58340	A92, G61
55187	A26, H11	56063	A41, L5	57135	K57	58176	A7, G57	58341	A132, G61
55188	H11	56066	A126, S4	57136	A25, K57	58181	A122, G57	58342	A132, G61
55189	H11	56067	A126, S4	58006	A107, G53	58182	G57	58343	A132, G61
55190	H11	56068	S4	58007	A107, G53	58188	A148, G58	58344	A132, G61
55191	H11	56069	S4	58008	A107	58189	A16, G58	58359	A54, G62
55192	H11	57017	G4	58009	A107, G53	58190	A72, G58	58360	A54, G62
55193	H11	57030	K56	58010	A107, G54	58203	A148	58361	A136, G62
55196	A67, H11	57031	A5, K56	58011	A107, G54	58218	A22, G58	58362	A87, G62
55197	H11	57032	A69, K56	58022	A128, G54	58219	A22, G58	58363	A136, G62
55198	H11	57033	A36, K56	58023	A48, G54	58220	A22, G58	58364	A136, G62
55199	H11	57035	A14, K56, T5	58024	A142, G54, T5	58225	A85, G59	58365	A54, G62
55200	H11	57037	K56	58025	A142, G54, T5	58226	A85, G59	58366	A54, G62
55201	H11	57039	K56	58026	A142, G54, T5	58230	A12, G59, T5	58369	A79, G63
55207	H12	57040	K56	58027	A142, G54, T5	58231	A12, G59, T5	58370	A79, G63
55208	A67, H12	57043	K56	58028	A142, G55, T5	58232	A71, G59, T5	58375	G63, T5
55209	A67, H12	57044	A33, K56	58029	A142, G55, T5	58235	A26, G59	58388	A20, G63
55212	A68, H12	57045	A33, K56	58030	A142, G55, T5	58236	A26, G59	58390	A16, G63
55213	A68, H12	57047	A110, K56	58034	A45, G55	58237	A26, G59	58400	A49, G63
55214	H12	57048	A20, K56, T5	58035	A45, G55	58240	A143, G59	58402	A142, G63

NUMERICAL INDEX



Part No.	Page No.	Part No.	Page No.	Part No.	Page No.	Part No.	Page No.	Part No.	Page No.
58403	A144, G63	58572	A18, G67, T5	69026	A11, E2, T5	72608	A51, R22	72719	A85, R23
58405	A77, G63	58576	G67	69032	A64, E3, T5	72612	A64, R22	72720	A143, R23
58406	A77, G63	58581	A29, G67	69033	A64, E3, T5	72613	A64, R22	72722	A150, R23
58407	A144, G63	58585	A92, G67	69040	A31, E3, T5	72614	A66, R22	72724	A26, R23
58412	A139, G62	58588	A84, G67	69041	A44, E3, T5	72616	A150, R22	72726	A12, R23
58415	A82, G62	58589	A132, G66	69042	A44, E3, T5	72619	A137, R22	72727	A32, R23
58433	A153, G62	58608	A136, G66	69044	A42, E3, T5	72624	A34, R22	72728	R23
58434	A153, G62	58609	A79, G66	69045	A48, E3, T5	72625	A84, R22	72729	A18, R23
58435	A153, G62	58610	A53, G66	69046	A5, E3, T5	72627	A47, R22	72730	A80, R23
58436	A153, G62	58611	A129, G66	69047	A5, E3, T5	72628	A20, R22	72731	A80
58437	A153, G62	58612	A153, G66	69054	A31, E3, T5	72629	A6, R22	72732	A144, R23
58438	A153, G62	58613	A43, G66	69055	A44, E3, T5	72630	A87, R22	72733	A80
58440	A153, G63	58617	A31, G67	69056	A44, E3, T5	72631	A130, R22	72734	A54, R23
58443	A157, G63	58618	A96, G67	69060	E3, T5	73632	A32, R22	72735	A137, R23
58444	A29, G63	58619	A22, G67	69061	E3, T5	72635	A47, R22	72736	A123, R23
58445	A29, G63	58620	A23, G67	69062	E3, T5	72636	A10, R22, T5	72739	A48, R23
58446	A23, G63, T5	58623	A25, G67, T5	69063	E3, T5	72637	A123, R22	72742	A137, R23
58447	A29, G63	58626	A30, G67	69070	A48, E3, T5	72638	A47, R22	72743	A133, R23
58449	A157	58631	A99, G67	69071	A48, E3	72639	A6, R22	72744	A31, R23, T6
58450	A85, G63	58632	A84, G67	69076	A127, E3, T5	72642	A105, R22	75003	A123, R9, T6
58451	A34, G63	58633	A84, G67	69077	A48, E3, T5	72643	A113, R22	75027	A55, R9, T6
58452	A118, G63	58634	A85, G67	69078	A127, E3	72645	A101, R22	75041	R9, T6
58453	A125, G63	58655	A77, G68	69079	A127, E4	72647	A28, R22	75047	A91, R9, T6
58454	A127, G63	58656	A54, G68	69080	A48, E4, T5	72648	R22	75048	A144, R9, T6
58455	A22, G64	58657	A54, G68	69081	A48, E4, T5	72649	A87, R22	75049	A111, R9, T6
58456	A20, G64, T5	58669	A85, G68, T5	69082	A48, E4, T5	72651	A34, R22	75051	A6, R9
58457	A23, G64	58734	G68	69083	A45, E4, T5	72654	A110, R22	75053	A11, R5, T6
58458	A31, G64	58772	G68	69084	A45, E4, T5	72655	A55, R22	75054	A8, R9, T6
58459	A31, G64	58773	G68	69085	A45, E4, T5	72656	A126, R22, T5	75055	A5, R5, T6
58460	A25, G64	58776	G68	69086	A45, E4, T5	72658	A101, R22, T5	75056	A125, R10
58462	A28, G64	61412	A127, L5	69087	A12, E4	72659	A101, R22, T5	75059	A103, R10, T6
58463	A30, G64	61416	A127, L5	69088	A128, E4, T5	72660	A42, R22, T6	75062	A16, R5, T6
58464	A40, G24	62003	A96, T5	69089	A18, E4, T5	72661	A48, R22	75063	A8, R5, T6
58465	A25, G65, T5	62006	A92, T5	69090	A12, E4	72662	A22, R22, T5	75064	A21, R6, T6
58466	A25, G65	62007	A95, T5	69091	A55, E4	72663	A53, R22	75065	A18, R6
58467	A25, G65	62008	A148, T5	69092	A54, E4	72664	A144, R22	75066	A18, R6
58468	A25, G65	62011	A100, T5	69108	A48, E4	72665	A7, R22, T5	75067	A28, R6, T6
58469	A150, G65	62015	A26, T5	69109	A48, E4	72666	A109, R22	75068	A49, R7, T6
58474	A31, G65, T5	62018	A88	70001	A73, E4, T5	72670	A126, R22, T5	75069	A114, R10, T6
58476	A132, G65, T5	62021	A146, T5	70025	A42, E4, T5	72671	A66, R22, T5	75070	A34, R10, T6
58486	A81, G65	62030	A97, T5	70026	A43, E4, T5	72673	A54, R22, T6	75073	A92, R10, T6
58488	A23, G65, T5	62031	A107, T5	70048	A42, E4, T5	72674	A12, R23, T6	75074	A61, R7, T6
58491	A136, G65	62040	T5	70063	A17, E4, T5	72675	A130, R23	75075	A47, R7, T6
58492	A79, G65	62043	A22, T5	70067	A47, E4	72676	A36, R23	75077	A124, R10, T6
58493	A53, G64, T5	62044	A27	70070	A47, E4	72677	A48, R23	75081	A18, R10
58494	A25, G64, T5	62047	A26, T5	70071	A17, E4, T5	72680	A109, R23	75084	A7, R7, T6
58495	A125, G64, T5	62052	A125	70092	A41, E4, T5	72681	A133, R23	75087	A47, R7, T6
58497	A20, G64, T5	62054	A133	70140	E5, T5	72682	A142, R23, T6	75088	A27, R6, T6
58499	A6, G64, T5	62060	A28	70141	A20, E5	72683	A51, R23	75089	A113, R10
58521	A31, G64, T5	62065	A28	70142	E5, T5	72685	A142, R23, T6	75091	A69, R11
58522	A31, G64, T5	62515	A51	70146	A52, E5, T5	72686	A51, R23	75092	A135, R6, T6
58523	A31, G64, T5	62521	A21	72547	A8, R20	72687	A28, R23	75095	A71, R11, T6
58524	A32, G65, T5	62525	A140, T5	72548	A7, R21, T5	72688	A79, R23, T6	75096	A133, R11
58525	A32, G65, T5	62528	A111, T5	72560	A11, R21	72692	A134, R23	75097	A40, R11
58526	A32, G65, T5	62531	A42, T5	72561	A11, R20	72693	A49, R23	75100	A115, R6, T6
58527	A29, G65, T5	63000	A38, L4	72563	A8	72694	A28, R23	75107	A58, R11
58541	A48, G65	65284	H14	72564	A88, R21, T5	72695	A80, R23	75113	A133, R8, T6
58542	A48, G65	65423	A107, K57	72565	A88, R21, T5	72696	A80, R23	75120	A52, R11, T6
58543	A48, G65	65424	A53, K57, T5	72567	A8, R21	72698	A87, R23	75121	A42, R11, T6
58545	A102, G65, T5	65441	A144, K57, T5	72568	A9, R21	72699	A7, R23, T5	75122	R11
58546	A20, G65, T5	69002	A96, E2, T5	72583	R21	72700	A80, R23	75126	A51, R11, T6
58548	A77, G65	69003	A96, E2, T5	72584	R21	72701	A80, R23	75127	A5, R11, T6
58549	A77, G65	69004	A47, E2, T5	72590	A5, R22	72702	A87, R23, T6	75128	A91, R11
58550	A136, G66	69005	A47, E2, T5	72591	A61, R20	72703	A132, R23, T6	75129	A54, R10
58553	A48, G66	69006	A130, E2, T5	72592	A8, R22	72704	A52, R23	75130	A35, R10
58560	A68, G66	69007	A130, E2, T5	72593	A5, R20	72705	A8, R23	75138	A112, R10
58561	A68, G66	69008	E2, T5	72596	A80, R22	72707	A23, R23	75143	A7, R6, T6
58563	G66, T5	69011	A5, E2, T5	72597	A80, R22	72709	A136, R23	75144	A6, R6, T6
58564	G66, T5	69012	A5, E2, T5	72598	A47, R22	72711	A41, R23	75145	A21, R6, T6
58566	G66, T5	69013	A31, E2, T5	72602	A32, R20	72712	A37, R23	75146	A34, R6, T6
58567	G67, T5	69019	A52, E2, T5	72603	A32, R22	72713	A22, R23	75147	A10, R12, T6
58568	G67, T5	69020	A52, E2, T5	72604	R22	72714	A85, R23	75148	A9, R7, T6
58569	A30, G67	69021	A5, E2, T5	72605	A126, R22	72715	A87, R23	75149	R7
58570	G67, T5	69022	A5, E2, T5	72606	A27, R20	72717	A80, R23	75150	A20, R7, T6
58571	G67, T5	69025	A11, E2, T5	72607	A51, R22	72718	A80, R23	75151	A27, R7, T6

continued



NUMERICAL INDEX

Part No.	Page No.	Part No.	Page No.	Part No.	Page No.	Part No.	Page No.	Part No.	Page No.
75152	A10, R7, T6	75334	A133, R8, T6	76458	A87, N29	78211	A97, T6	78353	Q16, T6
75153	A5, R7, T6	75335	A8, R17	76459	A85, S5, T6	78212	A28, T6	78355	T6
75158	A7, R7, T6	75342	A90, R19	76463	T6	78216	A153, Q35	78356	A20, Q35, T6
75161	A17, R7, T6	75345	R17, T6	76464	A16, Q21, T1	78218	A74, T6	78357	Q35, T6
75165	A109, R10	75347	A41, R16	76465	A23, T6	78220	A11, T6	78358	A131, Q16
75167	A123, R7	75349	A37, R16	76466	A23, T6	78221	A95, T6	78359	A149, Q16, T6
75168	A33, R10	75353	A36, R19	76469	Q21, T6	78222	A63	78361	Q35, T6
75170	A47, R12, T6	75356	A132, R16	76472	N29	78225	A49, Q16	78362	Q35
75172	A129, R12, T6	75357	A23, R16	76474	N29	78226	Q16	78363	Q16, T6
75174	A65, R12, T6	75358	A23, R16	76490	N29	78232	A28, T6	78364	T6
75177	A81, R12, T6	75359	A143, R16	76500	A30, S6, T6	78233	A79, T6	78365	T6
75179	A91, R7, T6	75361	A80, R16	76501	A14	78235	A95, T6	78369	A28, Q16
75181	A47, R13, T6	75363	A37, R17	76502	A84, S5	78236	A63, T6	78370	A28, Q35
75183	A14, R13, T6	75365	A18, R17	76503	A48, Q35	78237	A10, Q16	78377	A133, T6
75186	A47, R13, T6	75366	A18, R17	76505	A18, S6, T6	78238	A21, T6	78384	A20, Q35
75187	A81, R13, T6	75367	A32, R17	76506	A136, S6, T6	78239	A22, T6	82006	L10
75188	A28, R13, T6	75368	A49, R11	76507	A80, S6, T6	78241	A49, Q35	82007	L10
75192	A101, R13, T6	75371	A72, R17	76508	A127	78243	A49, T6	82009	L10
75193	A60, R10	75374	A80, R17	76510	A30, S6, T6	78244	A13, T6	82011	A133, L10
75196	A5, R10, T6	75377	A120, R17	76511	A127	78245	A53, T6	82013	L10
75197	A133, R10	75379	A48, R17	76514	S6, T6	78246	C10, T6	82014	L10
75198	A33, R11	75380	A22, R18	76515	A15, S6, T6	78249	A66, T6	82016	L10
75199	A14, R13, T6	75385	A20, R18	76516	A85, S5, T6	78250	A64, Q35	82018	L10
75200	A32, R13, T6	75388	A54, R18	76517	A18, S6, T6	78252	A131, Q16, T6	82023	A133, L10
75202	A70, R11	75389	A54, R18	76518	S5, T6	78253	A87, Q16, T6	82024	L10
75212	A42, R14	75390	A55, R19	76521	A77, S2	78255	A125, T6	82026	L10
75213	A7, R14	75392	A144, R18	76522	A137, S6	78256	A125, T6	82027	H14
75214	A15, R14, T6	75393	A144, R18	76528	A136, S2	78257	A13, T6	82028	L10
75229	A12	75396	A48, R18	76529	A157	78258	A135, T6	82029	L10
75230	A20, R7, T6	75398	A56, R18	76600	A133, Q35	78259	A64, T6	82033	L10
75231	A84, R14, T6	75399	A60, R18	76602	A34, Q35, T8	78260	A20, Q35	82034	L10
75232	A15, R15, T6	75400	A134, R18	76604	A18, T6	78261	A30, T6	82036	A44, T6
75233	A87, R15, T6	76022	A5, Q26	76605	A17, Q35, T6	78262	A9, T6	82037	A44, T6
75234	A129, R15, T6	76102	A84, S6	78000	A13, Q36	78263	A83, T6	82038	L10
75235	A14, R15, T6	76108	A30, S6	78001	A11, Q36	78264	A29, C10	82039	L10
75236	A6, R15, T6	76112	A25, S3	78005	A151	78265	A8, C10	82040	L10
75238	A7, R15, T6	76113	A23, S3	78006	A17, Q36	78266	A5, C10, T8	82043	L10
75244	A72, R8, T6	76116	A131, S1	78007	A129, Q36	78268	A131, T6	82044	L10
75246	A81, R15, T6	76122	A26, S3	78014	A13, Q36	78269	A28, T6	82045	A133, L10
75247	A107, R15, T6	76201	A66, E6	78016	A50, Q36	78273	A135, T6	82046	A133
75249	A48, R15, T6	76204	A42, E6	78017	A17, Q36	78274	A22, T6	82047	A133, L10
75250	R14, T6	76205	A37, E6, T6	78020	A11, Q36	78275	A5	82049	L10
75251	A21, R14	76208	A102, E6, T6	78021	A129, Q36	78276	A13, T6	82051	L10, T6
75277	A135, R11, T6	76210	A5, E6, T6	78022	A75	78278	A153, T6	82052	L10
75280	A51, R14, T6	76211	A102, E6, T6	78023	A11, Q36	78279	A6, Q16	82053	L10, T6
75285	A36, R8, T6	76213	A102, E6, T6	78024	A14, Q36, T6	78286	A47, Q35	82056	L10
75289	A56, R14	76216	A135, E6	78025	A73, Q36	78287	C10, T6	82057	L10
75290	A60, R14	76218	A103, E6, T6	78026	A17, Q36	78291	A129, Q16	82058	L10
75291	A28, R14, T6	76224	A138, E6	78028	Q36	78292	A106, T6	82061	A40, L10
75293	A85, R14, T6	76225	A89, E6	78029	A50, Q36	78294	A101, Q16	82062	L10
75294	A85, R15, T6	76228	A132, E6, T6	78030	A88, Q36	78299	A28, Q16, T6	82063	L10
75295	A105, R15, T6	76229	A99, E6	78034	A94, Q36	78300	A47, Q16	82065	L10
75296	A12, R15, T6	76231	A99, E6	78035	A17, Q36	78301	A128, Q16	82066	L10
75297	A30, R15, T6	76401	A43, T6	78037	A51, Q36	78302	A142, T6	82067	L10
75298	A36, R15	76404	A53, Q27	78039	A15, Q36, T6	78305	A31, Q35	031046	A49, Q16
75299	A113, R7	76406	A100, T6	78040	A18, Q36	78310	T6	031218	A17, Q16, T1
75300	A41, R15	76411	A5, T6	78105	A5, F63	78311	A18, Q16	031266	T2
75301	A38, R16	76412	A153, Q27, T6	78106	A12, F63	78312	A50, T6	031296	A93, Q16
75304	A151, R8, T6	76413	A42, T6	78107	F63	78314	A65, Q16	031366	Q27, T2
75305	A80, R16, T6	76414	A42, T6	78110	A33, T6	78315	A17, T6	031445	Q16, T2
75308	A84, R16, T6	76417	A9, T6	78112	A132, F63	78316	A7, R27	031468	S8
75309	A28, R16, T6	76420	A34, T6	78113	A84, F63	78320	A6, T6	031648	T2
75310	A12, R16, T6	76421	A73, Q26, T6	78114	A5, F63	78324	A28, T6	033239	A8, C13
75311	A6, R16, T6	76422	A38, Q26	78115	F63	78325	T6	033240	A14, C13, T2
75313	R16, T6	76423	A5, Q27, T8	78117	A33, F63	78326	A28, T6	033241	A35, C13, T6
75315	A20, R16	76427	A5, Q27, T6	78118	A88, F63	78328	A31, Q35	033242	A85, C13
75319	A84, R17, T6	76428	A18, Q27, T6	78120	A50, F63	78329	A48	033259	A121, C13
75322	A85, R17, T6	76429	A91, T6	78122	A137, F63	78331	A67, Q16, T6	033263	A70, C13
75323	A85, R17, T6	76431	A153, T6	78128	A48, F63	78333	A132, Q17	033273	C13
75324	A137, R8	76438	A20, Q27, T6	78203	A28, Q35	78336	A8, Q16	033277	A54, C13
75325	A129, R17	76439	N29, T6	78204	A19, T6	78339	A20, Q35	033282	A144, C13
75329	A28, R17, T6	76442	A7, N29, T6	78205	A7, Q35, T6	78340	T6	033283	A16, C13
75330	A52, R17	76443	A28, T6	78206	A107, Q35	78344	A82, Q16	033285	A23, C13
75331	A48, R17, T6	76445	A96, T6	78209	A87, T6	78344	A52, Q16	033287	A54, C13
75332	A20, R17	76448	N29	78210	A47, Q35	78346	A52, Q16	036435	B4, T2

NUMERICAL INDEX



Part No.	Page No.	Part No.	Page No.	Part No.	Page No.	Part No.	Page No.	Part No.	Page No.
045155	F63, T6	060103	L4, T6	072853	R43	117980	Q21	135264	N28
052671	K19	060116	T6	072896	R43	118236	M2	135444	Q27
052672	K19	060121	A136, L4	073004	R8, T6	118261	J10	135481	E7
052707	K19	060195	A36	076013	A47, Q26, T6	118540	G4	135564	S6
052708	K19	060223	H15	076014	A5, T6	118914	C14	135904	P28
052939	K53	062500	A91, T6	076016	A5, T6	119184	R9	136025	S8
052940	K33	062511	A42, T6	076033	A133, T6	119347	Q16	136291	P2
052941	K53	062519	A114, T6	076411	Q27, T6	119520	E7	136317	Q15
052942	K53	062532	A90, T6	076414	Q27, T6	119811	G64	136410	Q13
052984	K54	062537	A21, T6	076415	Q27, T8	120376	K43	136510	P24
052990	K33	062542	A83, T6	076419	Q27, T6	120425	S4	137141	G9
052991	K53	062548	A64, T6	077006	A6, R44	120560	C13, T6	137499	G24
052993	A79, K19	062549	T5	077011	A17, R44, T6	120584	E7	140300	Q27
053172	T5	062551	T5	077012	A28, T6	120610	E7	141666	E5
053173	T5	062552	A6, T6	077014	R44	120746	H14	142725	J14
053189	H3, T5	062553	A5, T6	077015	R44	121501	K41	142784	K25
053190	H3	062556	A75, T5	077018	R44	121610	B7	142904	N24
053192	T5	062557	A6, T6	077020	R44	122276	R8	143136	H14
053200	H3, T6	062558	A12, T6	077021	R44	122431	G4	144471	G49
053201	H3, T6	062560	A63, T5	077025	A79, R44	122636	C13, T6	144484	E2
053240	H2	062561	A33, T5	077026	A48	122861	M5	144500	E5
053241	H2, T5	062562	A41, T6	084550	A28	122871	M5	144784	N26
053242	H2	062564	A17	100003	D3	122875	M5	144910	E7
053243	H2	062567	A5, T6	100051	G57	123003	F10	144921	G22
053244	H2	062571	A42	100329	G30	123022	F8	145351	J18
053245	H2	062573	A11, T7	100380	D3	123120	F8	145481	E5
053271	H2, T6	062574	A91, T6	100521	L7	123154	F48	145491	E5
053272	H2, T6	062577	A47	100847	Q14	123471	K35	145580	Q13
053274	H3, T6	062579	A99, T6	100863	R22	124069	Q13	145696	R12
053275	H3	062581	A100, T6	101750	G47	124289	F60	145781	J6
053276	H2, T6	062587	A28, T7	101751	G51	124300	E8	146120	D5
053277	H2, T6	062588	A156	101893	G31	126444	G72	146240	D4
053282	H3	062590	A28, T7	101970	G31	126463	C4	146303	R22
053283	H3	062592	A105	102766	Q17	126486	R22	146380	R22
053305	H3	062595	A100, T5	103414	J23	126490	C7	146460	F14
053306	H3	062596	A107	103441	J6	126504	C8	147806	K43
053311	H2, T6	062602	A101	105751	K54	126544	C4	147840	D5
053312	H2	062604	A101	105891	K35	126580	Q14	147884	K41
053313	H2, H14	062605	A106, T6	106343	K6	126589	C4	147924	K40
053314	H3, H14	062612	A106, T6	106351	K6	126643	K34	148106	D5
053315	H3, T6	062615	A101	106352	K21	126871	H14	148320	D5
053316	H3, T6	062619	A41	106501	J21	126903	R23	149150	D5
053317	H2, H14	062620	A41	106734	E9	127301	H10	149320	D20
053318	H14	062625	A128	108084	S3	127511	H12	152380	N24
053830	A55, M5, T6	062626	A128	110714	R14	127584	D4	153511	H8
053831	A41, M5	062627	A128	110774	Q15	127824	R23	153591	Q27
053972	A128, M4	062628	A128	111050	D3	128013	C8	153601	S8
053976	M5, T6	062636	A105	111059	N14	129434	G68	153631	Q16
053977	A42, M5	062638	A41	111704	D4	129524	R21	153636	Q16
053978	M5	062639	A41	111784	K24	130680	R10	154576	R19
053980	A42, M5	062641	T6	112201	G9	131000	C4	154606	Q15
053981	M4, T5	062643	T5	112514	N29	131023	E5	156416	D5
053982	M4, T5	069206	A89, E5, T6	112557	D11	131574	D5	156456	N29
053983	M4, T5	069207	A129, E5, T6	112594	Q27	131674	E5	156566	D5
053984	M4, T5	069213	A8, E5, T6	113030	E5	132464	B7	156570	Q21
056117	A100, H15	069214	A41, E5, T6	113061	G53	132486	R20	156594	N26
056142	H15	069225	A82, E5	113091	P27	132504	C6	156601	R19
056146	H15	069239	A95	113100	G9	132544	G4	156691	R19
056867	G72	069248	A100, E5, T6	113156	E7	132564	Q13	156713	K43
056868	G72	069343	A18, E5, T6	113231	K13	132847	M5	156726	K41
056991	A58, G68	069344	A6, E5, T5	113417	E8	133211	J17	157051	Q27
056999	G72	069348	A91, E5, T6	113511	J5	133226	K43	158350	E7
057105	G72	069376	A124, E5, T6	113531	G10	133291	J6	158550	N15
057133	G71	069399	A43, E5, T6	113581	J14	133311	H14	158730	D11
057134	G71	069405	A44, E5, T6	113610	H7	133380	Q13	158910	N12
057179	G71	069430	A62, E5, T6	113611	P29	133551	K51	159751	K34
057458	A151, G68	069448	A19, E5, T5	114501	J2	133653	K11	159864	D2
058619	A21, K46	069474	E5, T5	116003	G31	133766	K25	160160	D12
058647	A21, K46	069504	E5, T5	116141	G41	133791	H10	161020	J2
058674	K54	069515	A139, E5, T6	116841	E5	134044	D5	161136	Q16
058720	K19, T5	072659	R40	116870	D3	134114	D5	161353	F24
058721	K19, T5	072662	R40	117020	G31	134950	N24	161385	G41
058722	K19	072840	R42	117270	N28	135084	K56	161714	F10
058723	K19	072841	R43	117531	Q15	135120	K56	161727	J2
060090	A63, L4, T6	072842	R43	117861	M2	135170	N28	161732	J20

continued



NUMERICAL INDEX

Part No.	Page No.	Part No.	Page No.	Part No.	Page No.	Part No.	Page No.	Part No.	Page No.
161735	D2	180796	K51	187081	B13	189297	D3, D6	207102	D19
161748	K50	180806	K51	187085	B13	189307	D4, D6	210027	D19
161775	J6	180810	Q14	187087	B14	189308	D6, D14	220162	D11
162008	J12	180816	K19	187094	B14	189314	D5, D6	220164	D11
163356	R22	181261	G10	187108	L5	189315	F10, F61	220173	D7
163675	N19	181300	N14	187113	G52	189322	F60, F61	220174	D7
164018	Q27	181310	F59	187114	G57	189340	D5	220196	D7, D11
164340	N12	182524	Q27	187117	G41	189345	N12	220197	D4
164342	N28	182660	Q13	187502	D5	189368	B14	220201	D11
164710	D3	182661	Q35	187700	B14	189386	F60	220202	D11
164718	D5	182666	Q35	187704	B14	192256	K43	220258	D6
164736	D11	182668	Q21	187757	B14	198800	D11	220262	D11
165033	S5	182998	Q21	187758	B14	198840	D5	220278	D11
165498	E5	183796	Q16	187794	B14	198864	J21	220280	D11
166013	Q13	183891	Q14	188156	B14	198865	R44	220281	D11
166014	R44	183897	Q16	188206	C12	198877	K56	220287	D11
166019	E5	183919	J10	188211	C12	198882	K25	220308	D11
166020	B7	183940	G10	188216	C4, C12	198886	C8	220341	D11
166032	R23	183971	Q16	188218	C5, C12	198889	K34	220351	D11
166036	K57	183976	Q35	188219	C12	198894	K56	220380	D11
166043	B7	184000	E4	188220	C12	198897	G49	220383	D7, D11
166094	J17	185000	B7	188222	C12	198898	G41	220408	F62
166103	K51	185002	C8	188227	C4, C12	198899	L5	220414	D11
166160	C4	185007	Q35	188230	C4, C12	198903	H12	220418	D6
166290	K25	185009	Q13	188232	C10, C12	198913	G51	220421	D11
167544	Q27	185012	C4	188234	C12	198917	K41	220447	D11
169053	B7	185015	B14	188235	C12	198919	K26	220498	F14, F62
169054	B7	185016	Q13	188236	C12	198922	K12	220499	D11
169147	E7	185022	G9	188303	Q13	198923	G56	220506	D11
169160	D4	185026	B8	188304	K15	198924	K41	220598	D6
169253	K9	185033	Q27	188316	G68	198929	K42	220601	D11
169294	P13	185037	C14	188329	K12	198937	G52	222033	D7
169321	G30	185038	C4	188330	F59	198938	H10	222040	D4
169654	K57	185040	B7	188333	D5	198939	H10	222059	D4
169702	K52	185051	J24	188341	G45	198947	J23	222086	D4, D7
169706	J6	185053	D3	188343	D14	198948	G56	222109	D4
170288	G4	185061	J11	188349	G4	198949	G51	222115	D4
170290	G10	185062	N29	188350	D11	199000	S4	222159	D4
170423	R22	185067	K9	188351	K9	199001	J6	224009	D16
170494	H12	185081	J14	188353	G16	199002	G47	224012	D7
170574	J14	185085	D11	188368	K51	199003	G33	224032	D7
170650	Q35	185106	Q13	188408	B7	199004	G68	224259	F62
170801	H12	185122	D5	188409	H10	199218	B18	224345	D14
171290	D4	185125	D5	188412	C14	199275	B7	224751	D7
171330	D4	185171	S2	188434	H10	199279	B18	226212	C8
171380	D3	185187	D2	188436	H12	199316	Q35	226289	C8
172580	D3	185188	E7	188453	G9	199317	B7	226307	C15
173820	N12	185220	K57	188454	S3	199900	H14	226339	C6
175041	J11	186111	B12	188470	K16	200299	D4	226363	C6
175060	K9	186114	B12	188471	J15	200553	D3	226364	C6
175156	K9	186128	G9	188472	Q27	200609	D4	226402	C7
175300	K56	186130	G9	188483	K43	200708	D4	226479	C8
175327	Q35	186134	G43	188613	N19	200709	D4	227015	D14
175328	Q16	186136	K40	188614	D4	200712	D4	227269	D11
177014	N28	186137	G31	188639	F50	200713/S	D4	227271	D11
177036	K15	186147	R44	188714	K54	200731	D4	227291	D11
177074	J11	186177	K15	188805	B14	200732	D4	227292	D11
178920	N18	186181	G24	188807	B14	200736	D7	227294	D11
178931	E4	186194	K45	188810	B14	200737	D4, D7	227304	D7
179931	E5	186711	F60	188812	B14	200738	D4	227305	D7, D11
180064	K24	186730	F60	188814	B14	200748	D4	227344	D13
180093	S6	186761	G43	188818	B14	200760	D4	227345	D11
180170	L7	186906	H6	189210	D4, D6	200806	D4	227346	D11
180361	H6	187007	B13	189212	D2, D6	200826	D4	227532	D11
180364	G12	187009	B14	189237	D5, D6	200829	D4	227541	D7, D19
180377	G10	187042	B13	189238	D6, D17	200895	D4	227542	D19
180396	D11	187045	B13	189252	B14	200908	D4	227543	D19
180424	K27	187047	B13	189253	B14	200910	D4	227547	D11
180620	D2	187048	B13	189272	F8, F61	200911	D4	227583	D11
180629	D5	187050	B14	189275	D2, D6	200924	D4	227594	D11
180630	D11	187051	B13	189277	D6, D19	203136	D7	227604	D11
180636	D14	187052	B13	189285	F16	203148	D7, D14	227613	D11
180670	E7	187058	B13	189290	D6	207008	D19	227624	D15
180732	D16	187060	B13	189295	D3, D6	207012	D19	227625	D11
180740	D11	187075	B13	189296	D4, D6	207013	D19	227627	D11

NUMERICAL INDEX



Part No.	Page No.	Part No.	Page No.	Part No.	Page No.	Part No.	Page No.	Part No.	Page No.
227628	D11	229303	D13	238395	A113, D20, T6	239301	F62	250603	A53, N21, T6
227631	D11	229311	D13	238396	D14	239302	F62	250607	N12
227633	D11	229312	D13	238436	D14	239303	F62	250613	N12
227654	D12	229400	D19	238452	D16	239310	D18	250626	N12
227680	D11	229493	D13	238464	A140, D20, T6	239341	D17	250641	N14
227683	D12	229494	D13	238469	D16	239367	D18	250652	N12
227688	D13	232610	D19	238470	D16	239368	D5	250678	N12
227693	D12	232612	D19	238481	D20	239428	D14	250691	N12
227694	D12	232630	D19	238482	D20	239511	D14	250698	N12
227698	D12	232636	D19	238494	D15	239512	D19	250716	N12
227702	D12	232637	D19	238495	D20	239513	D19	250837	N12
227726	D11	232653	D19	238498	A8, D20	239515	D16	250848	N12
227727	D12	232655	D7	238504	D20	239594	D19	250849	N12
227729	D12	232662	D7, D19	238505	D20	239625	D15	250868	N12
227732	D12	232663	D5	238537	D14	239888	D19	250947	N21
227733	D12	232665	D19	238563	D18	239889	D19	250974	N12
227734	D12	232666	D19	238564	D15	239892	D19	251006	N12
227767	D12	232725	D19	238565	D15	239898	D5	251046	N12
227772	D12	232726	D19	238566	D14	244018	D2, D7	251054	N12
227798	D13	232729	D19	238567	D6, D14	244106	D2	251057	N21
227818	D6, D12	232741	D19	238569	D4	244110	D2	251060	N12
227851	D12	232745	D19	238573	D3	244111	D2	251072	N14
227914	D12	232751	D19	238576	A145	244113	D2	251089	N12
227938	D13	232753	D19	238631	D11	244130	D2	251104	N12
227940	D13	232769	D19	238640	D14	245003	D3	251108	N12
227963	D12	233012	D5	238645	D14	245005	D7	251109	N12
227987	D19	233016	D2	238653	D18	245006	D7	251178	N13
228022	D14	233018	D5	238657	D4	245055	D3	251185	N13
228043	D7	233019	D5	238658	D4	245056	D3, D7	251189	N12
228061	D14	233062	D5	238683	D14	245057	D3	251196	N12
228067	D15	233081	D5	238684	D20	245059	D3	251200	N12
228070	D19	233105	D5	238685	D14	245061	D3	251201	N12
228075	D15	233133	D5	238742	D11	245109	D3	251271	N13
228080	A13	233134	D5	238743	D14	245120	D3	251380	N21
228137	A102, D20, T6	233135	D5	238781	N20	245165	D1	251444	N13
228139	D20, T6	233183	D7	238784	D14	245191	D1	251467	N14
228141	D11	233204	D5, D7	238785	D14	245192	D3	251477	N13
228143	D20	233300	D2	238795	D15	245216	D3	251528	N24
228144	D16	233325	D5	238806	D15	245221	D3	251536	N28
228159	D11	233338	D2	238820	D14	245223	D1	251546	N14
228167	D15	233349	D2	238823	D14	245237	D3	251730	N15
228171	D16	233358	D5	238824	D5	245627	D3	251760	N14
228175	D16	236741	A38, S2	238837	D14	249684	D11	251935	N13
228179	D7, D20	237038	D4	238845	D14	250116	N12	251942	N12
228180	D14	237119	D14	238886	D15	250196	N12	251994	N14
228181	D14	238018	D14	238887	D15	250231	A78, N21, T6	253018	N28
228195	D16	238035	D7	238890	D20	250244	N18	253019	N28
228199	A51, D20, T6	238038	D7, D18	238940	D14	250248	N12	253029	N28
228203	D16	238039	D20	238947	D15	250290	N14	253030	N28
228225	D16	238042	D5	238954	D18	250291	N12	253035	N28
228228	D14	238054	D20	238958	D15	250292	N12	253036	N28
228240	A125, D20, T6	238055	D7	238967	D15	250307	N14	253037	N28
228306	A152, D20	238061	D7, D14	239012	D14	250314	N14	253039	N28
228335	D14	238062	D14	239017	D18	250322	D11	253041	N28
228336	D12	238070	D14	239024	D14	250377	N21	253047	N28
228365	A91, D20, T6	238087	D17	239038	D14	250391	N14	253070	N28
228375	D15	238090	D7	239041	D17	250404	N12	253076	N28
228377	D15	238147	D15	239077	D16	350405	A18, N21, T6	253111	N28
228379	D15	238165	D18	239078	D16	250412	N12	253121	N28
228380	D15	238167	D20	239087	D17	250414	N13	253145	N28
228390	D16	238184	A42, D20, T6	239169	D17	250415	N13	253147	N28
228396	D20	238199	D16	239174	D18	250429	N18	253151	N28
228397	D16	238200	D14	239181	D16	250430	N12	253154	N28
228398	D20	238227	D7	239190	D15	250462	N12	253171	N28
228409	D14	238233	D16	239191	D15	250470	N14	253172	N28
228423	D14	238234	D14	239210	D16	255480	N18	253177	N28
228452	D14	238240	D7, D14	239219	D18	250498	A102, N21, T6	253179	N28
228485	D14	238248	D14	239235	D16	250508	N14	253316	N15
228494	D14	238284	D20	239239	D17	250528	N12	253390	N28
228495	D14	238311	A78, D20, T6	239263	D5, D17	250542	A152, N21, T6	253398	N28
228501	D16	238360	D14	239265	D14	250549	N12	255066	N21
228539	D15	238367	D11	239266	D15	250550	N12	255073	N15
228594	D14	238368	D17	239267	D15	250551	N13	255093	N14
228595	D16	238379	D18	239268	D17	250552	N12	255112	N21
229044	F62	238393	D14	239273	D17	250599	N12	255165	N17

continued



NUMERICAL INDEX

Part No.	Page No.	Part No.	Page No.	Part No.	Page No.	Part No.	Page No.	Part No.	Page No.
255172	N16	256409	N12	271047	N18	272552	N24	291520	N26
255182	N17	256424	N19	271048	N18	272553	N24	291539	N26
255191	N17	256445	N15	271050	N18	272555	N29	291540	N24
255194	N15	256455	N12	271051	N18	272593	N24	291541	N17
255259	N21	256462	N16	271053	N18	272612	N26	291542	N24
255262	N21	256476	N16	271148	N27	272660	N24	291549	N24
255263	N15	256482	N12	271153	N28	272700	N24	291550	N19
255273	A51, N21, T6	256490	N16	271154	N28	272701	N24	291551	N20
255376	A151, N21, T6	256495	N16	271195	N23	272745	N24	291559	N26
255378	A19, N21, T6	256550	N15	271197	N20	272746	N25	291560	N24
255400	N12	256575	N16	271219	N26	272752	D4	291562	N17
255434	N23	256578	N15	271221	N18	272757	N24	291568	N17
255457	N19	256594	N15	271276	N18	272773	N24	291573	N20
255459	D4	256650	N17	271279	N19	272845	N24	291574	N20
255463	N15	256652	N15	271293	N18	290039	N16	291585	N15
255473	N17	256745	N16	271294	N18	290040	N16	291591	N17
255478	N15	256748	N16	271305	N18	290069	N21	291606	N16
255480	N21	256762	N12	271306	N18	290081	N16	291608	N17
255489	N18	256864	N17	271325	N18	291013	N26	291609	N17
255491	N15	256889	N16	271364	N24	291034	N17	291614	N13
255557	D4	256892	N15	271365	N20	291036	N17	291615	N13
255620	N16	256935	N17	271402	N18	291037	N17	291616	N13
255621	N22	256999	N17	271420	N20	291038	N12	291642	N28
255626	N15	257003	N17	271429	N20	291042	N12	291652	N28
255649	N15	257051	N21	271458	N19	291043	N17	291655	N28
255659	N12	257067	N18	271528	N19	291050	N17	291662	N28
255666	A129, N21, T6	263011	N19	271536	N28	291052	N12	291672	N17
255672	N16	270004	N12	271552	N18	291055	N12	291689	N26
255673	N16	270017	N18	271578	N18	291056	N12	291693	N26
255721	A11, N22, T6	270029	N18	271612	N26	291057	N12	291743	N26
255727	N15	270038	N15	271614	N26	291058	N12	291786	N17
255728	N15	270064	A43, N22, T6	271707	N26	291059	N12	291806	N18
255729	N18	270078	N18	271709	N26	291065	N12	291835	N18
255780	N12	270131	D14	271731	N24	291069	N12	291857	N12
255806	N16	270207	N19	271733	N24	291070	N12	291859	N24
255810	N16	270214	N18	271735	N24	291071	N12	291862	N24
255813	N12	270244	A26, N22, T6	271747	N26	291077	N12	291891	N24
255814	N15	270258	N18	271751	N26	291081	N18	291893	N24
255815	N12	270294	N18	271774	N20	291084	N18	291894	N24
255816	N15	270296	N23	271780	N20	291088	N17	291911	N24
255835	N16	270299	A63, N22, T6	271928	N20	291089	N17	291931	N15
255837	N15, T6	270301	A89, N22, T6	271939	N20	291101	N17	291932	N15
255840	N18	270321	N22	271943	N19	291104	N20	291933	N15
255851	N15	270326	N13	271948	N26	291105	N18	291969	N12
255853	N15	270329	N18	271950	N18	291252	N15	291970	N12
255854	N16	270330	N18	271994	N20	291277	N12	291971	N13
255857	A154, N22	270335	N18	271997	N20	291289	N26	291987	N28
255858	N16	270340	N18	272006	N26	291346	N12	292020	N17
255863	N16	270346	N19	272022	N24	291349	N15	292021	N28
255867	N17	270356	N12	272027	N26	291351	N15	292031	N24
255884	N21	270362	N19	272084	N26	291353	N15	292042	N18
255886	N16	270370	N18	272092	N26	291358	N18	292052	N28
255901	A91, N22, T6	370383	A42, N22, T6	272100	N26	291361	N17	292053	N24
255912	N12	270387	N19	272117	N27	291362	N15	292059	N15
255941	N16	270401	A84, N23, T6	272130	N27	291365	N24	292065	N15
255945	N15	270406	N19	272181	N25	291367	N24	292071	N15
255946	N16	270468	A113, N23	272197	N26	291374	N24	292083	N15
255986	A82, N22, T6	270470	N19	272219	N26	291378	N24	292084	N15
255998	A42, N22, T6	270472	N23	272224	N21	291379	N24	292124	N24
256009	N15	270480	N19	272234	N24	291380	N17	292130	N24
256011	A5, N22, T6	270482	N18	272337	N24	291384	N18	292131	N24
256027	N12	270490	A57, N23, T6	272340	N24	291426	N19	292134	N24
256044	A110, N22, T6	270520	N19	272355	N27	291448	N19	292147	N25
256051	N16	270532	N18	272386	N24	291457	N19	292148	N25
256112	N12	270538	N18	272388	N24	291458	N19	292162	N28
256132	N15	270545	A38, N23	272391	N24	291479	N19	292241	N13
256133	N15	270550	N23	272394	N24	291484	N26	295005	R44
256145	N28	270554	N23, T6	272396	N24	291485	N17	295023	R44
256290	N28	270557	A8, N23, T6	272424	N26	291488	N26	295042	R44
256302	N19	270562	N19	272468	N24	291494	N26	295043	R44
256303	N13	270643	N19	272509	N27	291497	N24	295045	R44
256304	N16	270882	N19	272514	N27	291498	N24	295058	R44
256306	N16	270883	N12	272521	N27	291499	N26	295061	R44
256333	N23	270889	N15	272548	N24	291500	N26	295067	R44
256396	N21	270931	N18	272549	N24	291506	N26	295068	R44

NUMERICAL INDEX



Part No.	Page No.	Part No.	Page No.	Part No.	Page No.	Part No.	Page No.	Part No.	Page No.
295085	R44	311075	A87, Q18	313633	A127, Q33	315132	A24, T6	316159	A101, T7
295091	A85, R44	311097	A99, T6	313634	A127, Q28	315133	A24, T6	316160	A145, T7
295098	R44	311102	Q13	313637	T6	315135	A65, T6	316161	A144
295110	R44, T6	311128	Q16	313638	A136, T6	315140	A83, Q18, T6	316162	A41, Q33
295112	R44, T6	311132	A89, T6	313639	A136, T6	315143	A59, T6	316163	A6, Q18
295118	A17, R44, T6	311143	Q15	313653	A65, Q18	315148	A131, T6	316204	A64, T7
295138	R44	311144	Q13	313655	A94, Q18	315149	A131, T6	316205	A11, T7
295194	R44	311145	Q13	313661	A76, T6	315206	A26, Q18	316206	A66, T7
295196	R44	311149	A42, Q18	313662	A76, Q33	315209	A16	316207	Q13
295198	R44	311151	P19	313667	A153, Q18	315213	A21, Q18	316214	A123, T7
295216	R44	311152	P19	313668	A109, Q28	315215	A141, Q18, T6	316215	Q20
295229	A142, R44, T6	311153	P19	313671	A12, Q18	315220	A156, T6	316216	A66, T7
295230	A17, T6	311154	P19	313674	Q18	315224	A155, Q18, T6	316217	A90, T7
295251	R44	311156	A51, Q13, T6	313682	A18, Q33	315228	Q18, T6	316218	A90, T7
295260	R44	311229	Q13	313683	A18, Q33	315233	A83, T6	316219	A90, T7
295270	A28, T6	311301	A87, Q18	313684	A18, Q20	315236	A150, T6	316220	A90, T7
295298	N24	311314	Q13	313690	A72, Q33, T7	315239	A150, T6	316221	A149, Q33
295312	R44	311353	P23	314014	A103, T6	315241	A135, T6	316224	A21, T7
295330	R44	311749	Q15	314015	A89, T6	315242	A84, Q18	316225	A91, T7
300990	A49, C10	311873	Q14	314017	S6	315243	A14, Q18	316226	A91, T7
301186	A6, T6	311884	Q14	314026	A6, Q16, T1	315244	A14, Q18	316227	A91, T7
301187	A16, L9, T3	311887	Q14	314090	A18, T6	315246	A15, Q18	316231	A5, Q19, T7
301936	S8	312068	Q13	314091	A73, T6	315247	A15, Q18	316233	A28, T7
301937	S8	312151	A151, T6	314124	A134, T6	315258	A61, T6	316237	A12, T7
301938	S8	312168	A80, T6	314129	A54, T6	315260	A131, T6	316238	A12, T7
303046	A144, S6	312272	A129, T6	314142	A98, T6	315307	Q17	316239	A12, T7
304084	A28, L7	312305	Q13	314144	A92, T6	315507	A145, T6	316243	A32, T7
304085	A28	312550	A65, Q18	314146	A104, T6	315543	A5	316244	A90, T7
304812	A49, C10	312613	A85, Q33, T7	314231	A129, T6	315714	A10, T6	316246	A87, T7
304862	A141	312619	A133, Q18	314403	A32, Q18, T6	315723	A18, T6	316248	A87, T7
304994	A21, L7	312622	A65, Q18	314421	A8, T6	315725	A103, T6	316249	A87, T7
305303	A88	312626	A66, Q33	314422	A88, T6	315726	A19	316276	A25, Q19, T6
305305	A88	312644	A26, Q33	314427	Q18, T1	315734	T7	316284	A61, T7
305409	L4	312777	A153	314437	A82, Q18, T6	315737	A5, T7	316285	A22, Q19, T7
305411	A84	312813	A34, T6	314442	A80, T6	315739	A104, T7	316286	A21, Q19
305436	A151	312850	A112, T6	314462	T1	315746	A35	316287	A95, Q19, T7
305493	A81, Q33	312856	A28, Q18	314540	H14	315762	A34, T7	316288	A91, T7
305514	A81, L9	312857	A119, Q18	314547	A140, T6	315774	A53, T6	316352	A130, Q33
305532	L8	312858	Q34	314613	A82, T6	315951	Q18, T7	316360	Q35
305569	L8, T7	312865	A101, Q33	314614	A129, T6	315989	A22, Q28, T7	316365	A55, T7
305604	A85	312866	A18, Q18	314631	A153, T6	315995	A79, T7	316366	A61, T7
305608	A85	312871	A36, Q18	314662	A11, T6	315996	A74, T7	316367	A11, Q20
305720	A84	312872	A31, Q33	314664	A8, T6	315997	A74, T7	316368	A11, T7
305721	A84	312873	A119, Q33	314665	A8, T6	315998	A74, T7	316369	A11, T7
305728	A153	312891	A119, Q33	314683	A8, T6	316072	A54	316370	A65, Q19
305729	A153	312892	A36, Q33	314691	A8, T6	316101	Q17	316371	A65, Q33
308234	Q13	312897	A96, Q33	314695	T6	316102	A6, Q18, T6	316373	A103, T7
310081	P7	312950	A12, Q28	314696	T6	316113	A74, T7	316374	A103, T7
310107	P7	312951	A12, Q33	314698	T1	316115	A125, Q18	316375	A103, T7
310111	P7	312953	A12, Q18	314722	A35, T6	316116	A125, T7	316381	A136, Q33, T7
310119	P8	312954	A56, Q18	315002	Q18, T7	316117	A34, T7	316386	A11, Q33
310207	P2	312955	A103, Q18	315031	A153, Q18	316118	A11, T7	316388	A34, Q33
310254	A91, P2, T6	313062	A142, Q33	315037	A80, Q18	316121	A79, T7	316389	A122, Q19
310264	P2	313097	A79, Q18	315042	A65, Q18, T6	316123	A81, Q18	316390	A101, Q19
310323	P2	313327	A142, T6	315043	Q17	316124	A81, Q18	316391	A101, Q33
310380	A89, T6	313337	Q33, T6	315044	A41, T6	316128	A76, Q18	316393	A41, Q33, T7
310392	A16, T6	313600	A65, Q18	315059	A53, T6	316129	A30, Q18	316398	A123, Q19
310396	A151, T6	313603	A26, Q18	315061	A21, Q33, T6	316131	A11, T7	316399	A136, Q28
310480	P2	313604	A79, Q18, T7	315062	A106, Q18, T6	316132	A34, Q18	316401	A131
310518	A51, P2, T6	313605	A79, Q33	315066	A21, T6	316133	A40, Q18	316416	A90, T7
310656	A103, T6	313610	Q28	315069	A133, Q18, T6	316134	A125, Q18	316420	A43, Q19
310688	Q14	313617	A15, Q28	315072	Q34	316135	A72, Q18	316425	A103, T7
310738	L7	313618	A12, Q18	315075	A107, Q33, T6	316136	A101, Q18, T7	316434	A33, Q19
310750	A42, P2, T6	313619	A103, Q18	315076	A76, T6	316137	A101, Q18, T7	316435	A37, Q19
310754	A15, P2, T6	313622	A28, Q33	315077	A53, T6	316140	A101, Q18, T7	316436	A133, T7
310757	A152, P2, T6	313623	A28, Q18	315081	Q13	316141	A101, Q18, T7	316437	A90, T7
310818	A130, P2, T6	313624	A28, Q33	315094	A105, T6	316144	A41, Q18, T7	316449	A21, Q19
310823	P2	313625	A28, Q33	315098	A116, T6	316146	A157, Q18	316475	A150, T7
310918	Q16	313626	A28, Q18	315104	A26, Q18, T6	316147	A157, Q18	316478	A21, Q16, T7
311024	Q13	313627	A28, Q18	315112	A12, Q18	316151	A12, Q18	316483	A135, Q19, T7
311037	Q13	313628	A28, Q18	315118	A21, Q18	316153	A136, Q18, T7	316484	A124, T7
311061	P2	313629	A28, Q28	315119	A21, T6	316154	A72, Q19	316485	A84, Q33
311067	P2	313630	A127, Q18	315121	A141, Q33, T7	316155	A76, Q19	316486	A84, Q33
311068	P2	313631	A127, Q18	315123	A156, Q28	316156	A36, Q19	316487	A84, Q19
		313632	A127, Q18	315131	A24, T6	316158	A101, T7	316488	A156, T7

continued



NUMERICAL INDEX

Part No.	Page No.	Part No.	Page No.	Part No.	Page No.	Part No.	Page No.	Part No.	Page No.
316490	A95, T7	317524	A155, Q19	319012	L7	322240	P7	323137	A82, P30, T7
316491	A42, T7	317526	A155, Q33	319081	A149, L7, T7	322241	P7	323140	P10, T7
316492	A42, T7	317529	A155, Q33	319082	A149, L7, T7	322246	P31	323143	P7
316493	A55, Q19, T7	317530	A30, Q33	319083	A31, L7, T7	322264	P18	323155	P8
316494	A14, Q19	317531	A122, Q33	319106	L7	322266	P18	323156	P9
316495	T7	317532	A122, Q19	319107	A32, T8	322267	P18	323157	P7
316496	A14, Q20	317533	A123, T7	319114	L7	322323	A64, P30	323160	P30
316497	A65, T7	317535	A153	319123	L7	322324	P30	323162	P30
316498	A65, T7	317543	S6	319192	L7	322334	P17	323167	P16
316499	A42, T7	317577	T6	319203	L8	322335	P17	323183	P31
316509	A28, T7	317578	Q16	319204	L8	322337	P17	323184	P31
316510	A28, Q33	317601	A14, T7	319214	L8	322340	P17	323186	P13
316511	A28, Q28	317602	A87, Q33	319215	L8, T7	322343	P17	323190	P6
316512	A28, Q19	317603	A85, Q19	319217	L8, T8	322346	P17	323208	P7
316518	A28, Q19	317621	A67, T7	319220	L8	322354	P17	323215	P10
316519	A29, Q33	317649	A14, T7	319221	L8	322359	P17	323243	P13
316520	A28, Q19	317662	A155, Q19	319222	A28, L8	322363	P18	323249	P10
316521	A76, Q33	317663	A155, Q19	319235	L8	322366	P18	323259	P30
316523	A15, Q20	317870	A14, S2	319257	L8	322370	P18	323274	P16
316622	A84, Q19	317913	S2	319262	L8	322376	P17	323297	P16
316623	A84, Q33, T7	317942	S2	319263	L8	322382	P9	323298	P16
316630	A79, T7	318104	S2	319271	L8	322383	P14	323317	P7
316632	A130, Q33, T7	318105	S2	319273	L8	322385	P18	323319	P9
316633	A81, Q33	318161	A126, T7	319274	L8	322392	P13	323327	P16
316637	A65, Q19	318167	A73, Q33, T7	319303	L8, T8	322397	P17	323328	P12
316645	A84, Q20	318168	A6, T7	319305	L8	322399	P11	323355	P12
316646	A10, Q33	318169	A144, Q33	319306	L8	322400	P10	323388	P17
316686	A130, Q19	318170	A141	319309	L8	322407	P15	323418	P13
316695	A142, Q33	318171	A15, Q33, T7	319320	L8	322408	P11	323430	A138, P30, T7
316724	A41, T7	318172	A15, Q33, T7	319321	L8	322409	P9	323432	P30
317051	A59, T7	318173	A15, Q19	319345	A28	322433	P8	323433	P6, T7
317063	A51, T7	318174	A18, Q19	319346	A28	322475	P7	323438	P6
317067	A66, T7	318178	A145, Q33	319387	A18, L8, T7	322476	P10	323440	A138, P30, T7
317073	A79, T7	318180	A15, Q33	319388	A82, T7	322477	P8	323442	P7, T7
317075	A62, T7	318181	A130, T7	319393	L8	322478	P15	323444	P19
317089	A11, T7	318192	Q21	319394	L8	322482	P7	323454	P6
317308	A26, T7	318305	A6, Q19	319395	L8	322492	P16	323536	P22
317310	A141, T7	318350	A31, Q33	319397	L8	322494	P6	323585	P7
317315	A59, T7	318352	A88, Q19	319408	L8	322496	P7	323589	P7
317316	A156, Q28	318368	A21, Q19	319414	L8	322497	P7	323597	P7
317320	A24, T7	318369	A21, Q33	319415	L8	322498	P8	323598	P7
317324	A83, Q28	318370	A21, Q33	319416	A31, L8, T7	322499	P8	323598	P7
317326	A150, T7	318378	A106, Q33	319417	A31, L8, T7	322511	P8	323612	P14
317331	A135, T7	318385	A111, Q33	319419	L8	322512	P12	323616	A80, P30, T7
317332	A24, T7	318386	A144, Q19, T7	320015	P19	322518	P19	323623	P7, T7
317335	A65, T7	318387	A144, T7	320143	P7	322519	P19	323624	P7
317337	A14, Q28	318423	Q34	320567	P30	322519	P19	323635	P17
317338	A155, Q28	318428	Q15	320704	P7	322534	P13	323645	P23
317348	A15, Q28	318475	A142, Q19, T7	321178	P7	322535	P17	323646	P31
317352	A89, T7	318476	A142, Q33	321449	P9	322536	P17	323647	P31
317357	A125, T7	318489	A142, T7	321824	P6	322537	P18	323648	P31
317362	A11, Q28, T7	318492	A15, Q33	321881	P7	322538	P17	323649	P31
317363	A131, T7	318495	A142, T7	321882	P7	322539	P19	323655	A152, P31
317364	A103, T7	318504	A91, L7, T7	322015	P7	322540	P17	323713	P13
317365	A84, Q28, T7	318505	A57, L7, T7	322022	P10	322541	P18	323718	P19
317366	A34, T7	318507	L7, T7	322056	P6	322542	P13	323720	P17
317370	A85, T7	318526	A11, L7, T7	322061	P8	322575	P13	323721	P16
317371	A125, Q28	318534	A13, L7, T7	322093	P6	322577	P13	323723	P17
317372	A101, Q28	318596	A55, L7, T7	322103	Q15	322612	P19	323726	A50
317373	A157, Q28, T7	318604	A11, L7, T7	322150	P6	322637	P18	323734	P10
317375	A25, Q28	318612	A148, L7, T7	322151	P6	322664	P18	323736	A51, P9
317376	A36, Q28	318732	A82, L7, T7	322167	P12	322665	P12	323738	A50, P11
317378	A119, Q28	318864	L7	322168	P12	322670	P12	323754	P19
317379	A96, Q28, T7	318869	L7	322169	P13	322677	P17	323761	A130, P31
317381	A101, Q28	318874	A24, L7	322175	P6	322678	P18	323762	A130, P31
317453	A54, Q33	318891	L7	322176	P6	322679	P16	323768	P10, T2
317456	A53, Q33	318892	L7	322186	P17	322743	P19	323770	A83, P31
317463	A50, Q20	318893	L7	322187	P15	322745	P19	323776	P31
317501	A90, T7	318894	L7	322193	P17	322749	P18	323778	P31
317502	A90, T7	318896	L7	322199	P19	322753	P9	323779	P31
317503	A91, T7	318902	L8	322211	P17	322754	P22	323780	P31
317506	A89, T7	318904	L8	322212	P17	322766	P19	323781	P17
317507	A79, Q33	318914	L8	322217	P17	322768	P13	323785	P14
317508	A79, Q19	319003	L4	322228	P18	322769	P18	323787	P19
317515	A87, T7	319011	L7	322233	P18	322868	P30	323801	A53, P31, T7
						322890	A97, P30	323802	P16

NUMERICAL INDEX



Part No.	Page No.	Part No.	Page No.	Part No.	Page No.	Part No.	Page No.	Part No.	Page No.
323808	P19	324156	P7	324611	P13	326345	A147, Q28, T7	331173	P21
323809	P31, T7	324158	P13	324627	P12	326346	A89, Q28	331174	P21
323810	P14	324162	P9	324629	P12	326540	A21, T7	331184	P21
323812	P7	324171	P8	324636	P13	326624	A53, Q28	331188	P21
323816	A79, P31, T7	324196	P8	324645	P6	326724	A28, Q33	331189	P21
323818	P31	324197	P8	324655	P12	326728	A21, Q28	331192	P21
323821	A53, P31, T7	324199	P8	324661	P12	326729	A21, Q28	331193	P21
323822	A79, P31, T7	324208	P7	324663	P13	327074	A83, Q13	331197	P21
323823	P8, T7	324214	P8	324664	P12	327616	Q28	331198	P21
323824	P16	324217	P13	324673	P13	327617	A28, Q33	331199	P21
323837	P19	324218	P9	324683	P13	327623	A144	331301	P21
323855	P10	324225	P9	324684	P9	327737	A142, Q28	331305	P21
323857	P19	324226	P9	324685	P13	328454	P28	331306	P21
323870	A134, P31, T7	324228	P11	324690	P15	328655	A142, Q28	331309	P21
323871	A134, P31, T7	324229	P9	324693	P10	328675	A142, Q28	331315	P21
323874	P31	324235	P10	324738	P9	330612	P6	331345	P21
323875	P31	324239	P15	324765	P19	330614	P20	331347	P21
323877	P18	324243	P6	324782	P14	330616	P19	331348	P21
323878	P19	324256	P9	324783	P13	330625	P20	331353	P20
323881	P13	324257	P9	324786	P14	330626	P24	331354	P22
323882	P12	324258	P9	324794	P15	330627	P19	331359	P22
323890	P17	324293	P9	324796	P15	330629	P12	331370	P22
323892	P17	324297	P9	324801	P13	330632	P19	331371	P22
323893	P17	324300	P10	324803	P13	330637	P19	331372	P22
323895	P17	324302	P16	324804	P15	330641	P19	331376	P22
323896	P17	324314	P9	324806	P15	330642	P19	331377	P22
323897	P17	324316	P16	324807	P16	330643	P19	331388	P22
323898	P17	324317	P12	324808	P10	330644	P19	331389	P22
323907	P7	324325	P10	324809	P10	330647	P19	331391	P22
323919	P9	324333	P10	324815	P13, T2	330671	P19	331392	P22
323926	P15	324338	A50, T7	324824	P18	330672	P19	331397	A92, P26
323928	P17	324343	P19	324828	P14	330674	P20	331403	P22
323933	P17	324347	P10	324836	P7	330676	P20	331404	P22
323934	P21	324363	P12	324839	P18	330677	P20	331405	P22
323935	P19	324366	P9	324853	P9	330682	P20	331406	P22
323967	P6	324371	P10	324858	P13	330684	P21	331417	P20
323970	P6	324377	P10	324866	P27	330696	P20	331419	P24
323975	P9	324382	P11	324869	P17	330703	P25	331429	P20, T2
323977	P16	324384	P7	324870	T2	330708	P24	331430	P22
323994	P6	324385	P8	324874	P8	330709	P24	331431	P17
323995	P6	324388	P8	324879	P15	330712	P24	331438	P23
323996	P6	324392	P7	324882	P6	330713	P19	331441	P10
323997	P6	324395	P11	324888	P8	330718	P20	331443	P17
324002	P7	324397	P8	324896	P14	330722	P21	331444	P20
324006	P7	324398	P11	324897	P14	330723	P21	331445	P23
324010	P6	324468	P7	324898	P10	330726	P21	331449	P23
324014	P6	324469	P8	324921	P10	330729	P21	331450	P23
324015	P7	324470	P8	324923	P19	330746	P19	331451	P23
324016	P7	324474	P9	324925	P19	330752	P21	331464	P23
324018	P7	324475	P9	324926	P14	330767	P24	331465	P23
324019	P7	324477	P7	324928	P10	330768	P20	331466	P23
324026	P7	324478	P7	324937	P15	330802	P27	331467	P23
324027	P7	324485	P11	324938	P15	330803	P27	331476	P21
324044	P7	324487	P11	324940	P15	331010	P7	331477	P22
324047	P7	324492	P7	324941	P15	331011	P20	331478	P21
324053	P9	324493	P11	324943	P14	331014	P19	331479	P21
324054	P7	324504	P9	324944	P14	331024	P19	331480	P23
324062	P6	324507	P11	324946	P14	331037	P11	331482	P23
324066	P8	324509	P9	324951	P14	331047	P18	331488	P23
324069	P16	324510	P9	324957	P15	331054	P20	331509	P19
324093	P9	324511	P13	324963	P15	331056	P19	331510	P23
324111	P8	324512	P11	324965	P18	331058	P20	331520	P20
324113	P8	324513	P11	324971	P9	331059	P20	331531	P23
324114	P8	324516	P23	324978	P9	331073	P16	331544	P23
324117	P6	324518	P23	324979	P9	331078	P20	331548	P19
324120	P7	324527	P6	324992	P6	331081	P19	331568	P27
324127	P8	324536	P6	325296	A6, T7	331087	P21	331569	P13
324130	P8	324537	P6	325347	A144, Q33	331088	P21	331610	A77
324131	P8	324539	P7	325348	A147, Q33	331089	P21	331628	P21
324140	P7	324548	P19	325349	A144, Q33	331091	P8	331629	P24
324142	P7	324559	P12	325369	A141	331116	P29	331668	P23
324145	P7	324569	P7	325721	A144, Q33	331121	P29	331670	P23
324146	P7	324582	P12	325744	A20, Q28, T7	331123	P29	331677	P24
324151	P13	324586	P13	325882	A20, Q28	331167	P21	331712	P24
324154	P13	324610	P13	325883	A20, Q28	331168	P21	331713	P24

continued



NUMERICAL INDEX

Part No.	Page No.	Part No.	Page No.	Part No.	Page No.	Part No.	Page No.	Part No.	Page No.
331714	P24	333280	P25	344646	Q22	359671	A154, Q17	380488	S6, T2
331715	P24	333281	P15	344669	Q22	359674	A155, T7	380521	A41, T7
331721	P22	333316	P26	344694	A102, Q22, T7	359790	S6	380527	E7, T1
331724	P24	333330	P25	344715	G9	359831	A102, T7	380545	E7
331725	P21	333338	P26	344729	G9	359863	A35, T7	380548	E7
331735	P24	333340	P26	344851	A154, T7	359870	Q13	380658	E9
331739	A41, P25	333347	P25	344874	A49, T7	360007	A103, T7	380660	E9
331745	P9, T7	333348	P24	344887	A145, Q22, T7	360020	A104, T7	380722	E7
331755	P24	333357	P27	344889	A153, Q22, T7	360026	A85	380731	E7
331756	P24	333360	P27	344890	A95, Q22, T7	360282	Q13	380736	E9
331771	P25	333361	P27	344910	A38, Q22, T7	362235	S8	380737	E7
331784	P24	333363	P27	344920	A55, Q22, T7	362236	S8	380738	E7
331796	P23	333380	S1	344924	A76, T7	362240	S8	380758	E8
331803	P24	333383	P27	344927	Q22	362249	S8	380773	E9
331804	P24	333402	P7	344928	Q22	362250	S8	380774	E9
331816	P25	333415	P27	344931	Q27	362268	Q14	380775	E9
331818	P25	333416	P27	344990	Q15	362269	S8	380776	E9
331823	P25	333418	P27	345065	Q16	362271	Q13	380778	E9
331825	P24	333422	P27	345070	Q15, T1	364041	B3	380823	E7
331866	P24	333424	P27	345096	A79, Q19	364284	B6	380824	E7
331872	P25	333452	P27	347358	Q15	364322	A125, T7	380833	A142, P27
331875	P25	333453	P27	347361	Q15	364366	A18, T7	380837	E7
331882	P25	334551	A152, C10, T7	347372	Q15	364391	A88, T7	380838	E7
331904	P25	334553	C4	347375	Q15	364428	A108, T7	380859	E7
331911	P25	334561	C4	347406	Q16	364441	B3	385019	A108, C13, T7
331915	P25	334649	C4	347408	Q16	364470	A35, T7	385038	C12
331921	P25	334906	C4	347410	Q16	364493	A134, T7	385173	C12
331928	P25	334932	C4	347432	Q16	364510	A109, T7	385174	C12
331931	P25	334956	C5	347444	Q16	364536	A104, T7	385175	A54, C13
331939	P25	334972	C15	347465	Q13	364570	A78, B3, T2	385184	A64, C13, T7
331940	P25	334976	C15	347477	Q13	364576	A98, T7	385200	A47, C13, T7
332151	A109, C10, T7	334977	C15	347482	Q13	364595	A129, T7	385211	A5, C13, T7
332153	C10	334986	C8	347486	Q13	364634	A154, T7	385221	A58, C13, T7
332168	C10	335361	C6	347493	Q13	364647	A109, T7	390380	C4
332178	C10	335450	C6	347523	Q14	365227	G9	390381	C4
332179	A102, C10, T7	335464	C6	347526	Q16	365421	B7	390387	C4
332195	A109, C10, T7	335526	C7	347527	Q16	365545	B8	390529	C4
332200	C4	335544	C6	347573	Q14	369001	A5, T7	390794	C4
332201	C10	335563	C7	347682	Q13	369047	A74, T7	391346	C4
332202	A102, C10, T7	335571	C15	347738	Q14	369076	A96, T7	391347	C4
332203	C10, T7	335610	C7	347769	Q14	369149	B2	391453	C6
332434	S8	335636	C4	347849	Q14	369156	B7	391454	C6
333014	P25	335637	C4	347923	Q13	369201	B7	391600	C4
333042	P25	335682	C6	347924	Q13	369260	A82, T7	397046	A84, S4
333060	A153	335739	C15	347929	Q14	369263	A55, T7	397155	A153
333075	P25	335764	C7	348048	A94	369269	A100, T7	397168	A152
333078	P25	335765	C7	348261	T3	369270	A74, T7	397186	P24
333079	P25	335766	C7	348262	T3	369274	A66, T7	397188	P27
333080	P25	335767	C5	348320	Q14	369283	A154, T7	397347	C7
333081	P25	335768	C5	348323	Q14	369295	A16, T7	400001	F8
333124	P26	335774	C7	348442	Q14	369301	B7	400034	F8
333128	P24	335987	C15	348443	Q14	369526	B7	400051	F8
333130	S1	336022	C4	348454	Q13	369722	B7	400052	F8
333134	S1	336212	A42, C10	348476	Q14	369761	B7	400107	F19
333143	S1	336454	C8	348480	A87	369789	B8	400115	F23
333144	S1	337936	C4	348492	Q15	369834	B6	400116	F8
333153	P24	337937	C4	348511	Q14	369835	B6	400125	F21
333164	A152	339203	C10	348581	Q14	369865	B8	400127	F12
333189	A92	339211	C4	348613	Q14	373532	Q14	400130	F10
333201	P31	339248	C10	348640	Q14	373551	Q14	400131	F13
333203	P10	340135	S8	348642	Q14	380098	E8	400135	F10
333204	P9	340274	C14	348643	Q14	380102	E8	400136	F14
333206	P10	340654	C14	351567	Q13	380104	E9	400141	F8
333207	P6	340786	A14, S2	351660	Q13	380105	E9	400149	F8
333208	P13	340931	A27, T7	351661	Q13	380126	E8	400150	F8
333226	P17	344197	Q15	351662	Q13	380148	A54, E9, T7	400164	F8
333230	P29	344443	Q22	351785	Q13	380150	A34, E9, T7	400181	F19
333249	P26	344472	A104, Q22, T7	354021	A152, C10, T7	380168	A55, E9, T7	400206	A18, F54, T7
333253	P26	344484	A104, Q22, T7	359013	A129, Q17, T7	380191	A101, E9, T7	400284	F56
333254	P26	344508	Q22	359216	A13, T7	380234	A57, E9, T7	400304	F8
333255	P26	344509	Q22	359236	A82, Q11	380257	E8	400308	F8
333257	P26	344528	A35, Q22, T7	359350	A42, T7	380259	E8, T1	400316	F8
333266	P26	344540	A57, Q22, T7	359357	A32, Q17	380260	E7, T1	400415	F8
333276	P26	344544	A92, Q22, T7	359358	A79, Q17	380326	P2	400812	F55
333278	P23	344597	Q22	359670	A154, T7	380327	P2	400843	F8

NUMERICAL INDEX



Part No.	Page No.	Part No.	Page No.	Part No.	Page No.	Part No.	Page No.	Part No.	Page No.
400853	F15	405616	A124, T7	408370	F22	410048/S	F18	415707	F12
400881	F10	405651	F55, T7	408374	F18	410049/S	F9	415708	F12
400890	F11	405748/S	F10	408382	F24	410137	F9	415720	F23
400898	F12	405819	F13	408404	F19	410351	F29	415729	F10
400922	F13	405829	F24	408408	F19	410501	A152, F57, T7	415730	F9
401078	F14	405833	F24	408475	F13	410504	A35, F57, T7	415731	F11
401082	F11	405903	F8	408532	F11	410509	F8	415745	F15
401091	T3	406015	F8	408534/S	F8	410520	F8	415807	F8
401092	F9	406023	F28	408540	F15	410529	F57	416001/S	F9
401119	F8	406028	F28	408541	F14	410581	F8	416004/S	F11
401290	F21	406087	F19	408913	F12	410584	F11	416012/S	F11
401327	F19	406105	F11	408914	F9	410590	F8, F61	416019/S	F13
401335	F54	406106	F19	408927	F23	410600	F8	416029	F36
402032	A103, F59	406132	F56	408940	F8	410601	F8	416031/S	F28
402074	F62	406136/S	F10	408944	F8	410604	F9	416035/S	F18
402078	F14	406137/S	F13	408945	F8	410605/S	F8	416042/S	F16
402101	F11	406138	F54	408948	F9	410612	F9	416047/S	F16
402202	F14	406142	D4, F62	408986	F8	410620	F13	416051/S	F12
402251	F54	406269	A116, F55, T7	408988	F8	410700	A57, F57, T7	416055/S	F16
402306	F8	406287	F10	408989	F8	410712	F8	416075/S	F17
402313	F18	406298	F10	408991	F12	410736	F17	416076/S	F10
402314	F19	406319	A92, F55, T7	408999	F11	410737	F20	416077/S	F17
402345	F8	406335	A104, F55, T7	409172	F10	410754	F13	416078/S	F18
402365	F16	406345	A102, F56, T7	409369	F55	410762	F12	416079/S	F18
403268	F8	406350	F14	409561	F9	410765	F13	416082/S	F18
403306	F55	406354	A113	409565	F8	410767	F12	416083/S	F18
403321	F8	406354/S	F56	409568	F8	410820/S	F18	416088/S	F25
403654	F11	406469	F8	409576	F9	410876	F8	416089/S	F8
403670	F11	406601	F8	409577	F11	411012	F10	416091/S	F25
403866	F19	406699	F16	409579	F8	411029	F22	416097/S	F31
403957	F11	407006	F9	409580	F9	411031	F10	416103/S	F17
403959	F11	407010	F8	409582	F10	411045/S	F22	416105	F53
404299/S	F21	407018	F9	409583	F10	411052	A88, F57, T7	416106/S	F21
404370	F14	407019	F9	409588	F8	411061	F23	416107/S	F21
404374	F8, F61	407040	F27	409591	F10	411087	F22	416108	F45
404410	F21	407043	F8	409592	F8	411541	D2	416109/S	F23
404411	F12	407044	F8	409593	F11	412201	F8	416111/S	F31
404422	F9	407050	D2, F8	409596	F55	412202	F8	416113/S	F22
404425	A125, F53, T7	407066	F29	409601	A91, F11	412380	F60	416115/S	F26
404433	F10	407106	F9	409603	F14	414470	F40	416123/S	F14
404435	F8	407108	F22	409607	F55	414585	F10	416125/S	F21
404437	F55	407109	F30	409613	F8	414618	F10	416126/S	F30
404453	F54	407131	F9	409614	F8	414630	F10	416131/S	F23
404455	F56	407168	F11	409615	A154, F56	414704	F8	416132/S	F23
404458	F8	407183	F9	409624	A54, F56, T7	414707	F8	416133	F52
404461	F9	407185	F10	409625	F21	414713	F8	416134/S	F23
404520	F8	407189	F34	409626	A129	414715	F8	416136/S	F17
404598	F8	407197	F54	409629	F56, T7	414728	F8	416139/S	F22
404887	F8	407206/S	F8	409631/S	F19	414734	F13	416143/S	F23
404888	F18	407207	F21	409635	F8	414770	F24	416145/S	F25
404912	F18	407231/S	F12	409636	A140, F19	414909	F12	416146/S	F10
405139/S	F11	407238	F8	409637/S	F9	414915	F14	416151/S	F26
405281	F22	407241	F9	409639	A102, F56, T7	414950	F12	416155	F37
405282	F10	407248/S	F15	409641	A78, F56, T7	414973	F13	416159/S	F27
405314	F8	407256/S	F15	409642	A154, F57, T7	415008	F14	416167/S	F27
405315	F24	407267/S	F9	409644	F8	415087	F8	416168/S	F27
405319	D2	407279	F10	409651	F9	415088	F8	416180/S	F29
405321	F24	407313	F19	409653	F9	415121	F11	416193/S	F31
405337	F24	407326/S	F13	409656	F9	415135	F12	416194/S	F30
405362	F24	407328	F56	409660	F10	415138	F12	416400	F13
405394	F11	407344	F34	409813	F30	415140	F12	416416/S	F38
405395/S	F11	407345	A129, F56, T7	409894	F8	415146	F12	416502	F14
405396/S	F9	407348	A129, F56, T7	409921	F9	415158	F12	416517	F44
405448	F10	407360/S	F11	409922	F12	415256	F14	416520	F14
405488	F23	407366	F11	409929	A95, F57, T7	415262	F44	416521	F17
405507	A78, F54, T7	407370	F13	409930	A54, F57	415263	F44	416522	F24
405515	F54, T7	407371	F10	409934	F13	415272	F44	416523	F21
405516	F55, T7	407916	F55	409958	F9, T7	415283	F14	416525	F13
405543	A134, T55, T7	407917	F19	410021	F8	415293	F52	416532	F18
405569	A104, F55, T7	407932	F11	410022	F9	415298	F9	416533	F18
405570	A96, F55, T7	408032	F59	410027	F8	415359	F10	416535	F19
405583	F9	408120	F59	410033/S	F8	415470	F16	416537	F14
405588	F8	408352	F19	410041	A42, F57, T7	415473	F16	416539	F12
405590	F54	408355	F12	410042	A152, F57, T7	415487	F20	416540	F15, T7
405601	A19, F55, T7	408357	F9	410046/S	F22	415488	F11	416543	F14

continued



NUMERICAL INDEX

Part No.	Page No.	Part No.	Page No.	Part No.	Page No.	Part No.	Page No.	Part No.	Page No.
416544	F21	419149	F23	420383	F28	421377	F34	422466	F34
416548	F14	419165	F23	420393/S	F28	421386/S	F34	422503	F34
416552	F23	419171	F23	420406	F28, F61	421391	F34	422557	F24
416556	F11	419229	F17	420418	F27	421393	F34	422792	F59
416558	F12	419230	F20, F61	420447	F28	421414	F28	422826	F34
416636	F19	419231	F20	420465	F29	421442	F44	422849	F33
416702	F16	419235	F23	420467	F27	421456	F32	422905	F25
416904	F40	419254	F23	420469	F39	421457	F52	422908	F35
417163	F16	419258	F23	420491	F27	421458	F32	423001	F17
417178	F14	419309	F23	420492	F27	421485	F42	423039	F35
417219	F17	419398	F23	420537	F28	421488	F32	423040	F35
417221	F17	419406	F22	420583	F29	421497	F29	423065	F47
417373	F10	419407	F9	420588	F8	421504	F40	423077	F36
417426	F22	419430	F23, F61	420611	F25	421538/S	F28	423108	F48
417497	F27	419433	F22	420617	F28	421544	F47	423109	F48
417499	F18	419457	F24	420620	F24	421554	F48	423110	F48
417505	F18	419480	F23	420623	F28	421560/S	F24	423113	F48
417615	F14	419524	F23	420658	F29	421561	F40	423121	F48, F61
417618	F18	419525/S	F23	420663	F29	421569	F48	423153	F35
418114	D2	419558	F25	420670	F30	421596	F32	423182	F44
418128	F25	419589	F34	420672	F30	421616	F32	423218	F36
418183	F10	419644	F23	420677	D5	421629	F34	423284	F36
418206	F13	419645	F23	420680	F29	421634	F32	423298	F29
418321	F23	419661	F22	420683	F29	421639	F32	423347	F36
418323	F32	419668	F27	420735	F27	421640	F33	423369	F23
418330	F31	419669	F24	420755	F24	421642	F33	423380	F33
418426	F9	419673	F24, F61	420756	F30	421645	F33	423391	F36
418484	F20	419680	F24	420757	F30	421662	F25	423406	F41
418494	F22	419681	F24	420760	F13	421678	F51	423438	F39
418560	F32	419689	F25	420790	F30	421684	F33	423451	F39
418623	F23	419738	F25	420791	F30	421700	F29	423461	F40
418630	F25	419741	F24	420830	F30	421710	F33	423486	F48
418650	F23	419786	F25	420832	F30	421716	F33	423561	F40
418664	F23	419794	F25	420909	F25	421720	F33	423571	F52, F61
418706	F9	419832	F25	420911	F48	421721	F33	423605	F40
418707	F24	419843	F35	420917	F30	421726	F33	423750	F40
418723	F24	419882	F25	420918	F27	421727	F33	423755	F40
418726	F12	419890	F26	420944	F29	421803	F44	423759	F40
418731	F34	419892	F26	420945	F46	421824	F24	423857	F41
418856	F23	419901	F25	420973	F34	421825	F23	423871	F23
418857	F23	419904	F25	421015	F31	421829	F33	423999	F42
418859	F32	419913	F26	421018/S	F30	421851	F33	424012	F49
418861	F26	419923	F26	421022	F31	421854	F33	424017	F49
418864	F26	419936	F21	421027	F31	421863	F48	424102	F42
418865	F23	419947	F8	421054	F40	421887	F36	424103	F33
418871	F24	419950	F23	421056/S	F40	421902	F37	424135	F49
418886	F27	419953	F26	421065	F31	421935	F34	424158	F48
418888	F8	419961	F27	421068	F31	421937	F38	424216	F42
418893	F27	419962	F27	421078	F35	421940	F41	424256	F34
418915	F27	419971	F26	421088	F35	421942	F45	424274	F43
418933	F23	419972	F26	421102	F40	421945	F41	424275	F43
418935	F23	419980	F23	421103	F40	421946	F37	424277	F43
418946	F23	420005	F28	421106	F40	421947	F38	424340	F43
418958	F13	420006	F27	421109	F40	421948	F36	424342	F43
418986	F21	420007	F32	421112	F40	421951	F41	424346	F46
418996	F14	420064	F27, F61	421139	F30	421954	F42	424347	F43
419021	F23	420114	F27	421153	F25	421955	F42	424352	F42
419023	F23	420128/S	F27	421185	F51	421957	F35	424356	F42
419061	F9	420151	F27	421189	F33	421958	F35	424374	F43
419063	F57	420178	F23	421191	F23	421998	F35, F61	424377	F43
419064	F10	420189	F21	421194	F31	422006	F47	424420	F39
419065	F13	420190	F34	421221	F31	422012	F44	424421	F45
419066	F12	420191	F13	421249	F31	422037	F34	424422	F39
419067	F16	420196	F23	421269	F23	422182	F10	424423	F36
419068	F45	420197	F23	421277	F31	422219	F24	424424	F37
419070	F20	420238	F36	421299	F43	422235	F35	424535	F12
419071	F8	420261	F8	421300	F50	422238	F35	424537	F44
419072	F15	420262/S	F8	421305	F31	422243/S	F27	424539	F44
419073	F14	420274	F28	421310	F31	422257	F24	424561	F43
419074	F11	420278	F27	421321	F31	422311	F46	424564	F44
419077	F20	420302	F23	421327	F40	422318	F35	424625	F44
419086	F23	420328	F42	421362	F31	422349	F34	424629	F45
419087	F23	420355/S	F33	421368	F32	422353	F35	424631/S	F44
419089	F22	420356	F28	421370	F62	422368	F29	424797	F51
419125	F25	420375	F23	421374	F32	422425	F34	424858	F33

NUMERICAL INDEX



Part No.	Page No.	Part No.	Page No.	Part No.	Page No.	Part No.	Page No.	Part No.	Page No.
424875	F44	489616	F60	506588	G4	516199	G10, G70	524539	J13
424950	F45	489686/S	F18	506589	G4	516285	G9	524544	J13
425049	F48	489725	F59	506591	G4	516293	G9	524552	J13
425088	F54	489902	F60	506593	G4	516386	J22, J26	524637	J10
425105	F37	489916	F60	506594	G4	516387	G9	524662	K23
425106	F49	489922	F60	506595	G4	516395	J22	524733	J10
425183	F45	489944	F60	506597	G4	516399	K24	524752	A91, K27, T7
425195	F51	490441	F24	506598	G4	516553	J22	524753	A53, K27, T7
425218	F27	491064	F9	506854	G14	516556	J22	524760	K20
425219	F48	491065	F54	506855	G14	516659	G49	524775	K23
425243	F48	491068	F44	506998	G20	516709	G49	524776	K23
425251	F50	491069	F40	507002	G20	516710	G49	524778	K20
425305	F54	491070	F37	507080	G20	516723	G49	524808	K20
425317/S	F51	491071	F37	507088	G20	516828	G57	524818	K20
425367	F21	491072	F48	507154	G21	520332	J11	524823	K25
425416	F46	491242	F60	507163	G21, G70	520352	J10	524832	K25
425417	F46	491255	F60	507292	G21, T7	520354	J10	524835	K26
425419	F46	491422	F59	507577	G13	520395	J10	524839	K20
425596	F48	493010	F23	507586	G13, G70	520403	K23	524843	K20
425598	F48	493416	F60	507701	G4	520445	K23	524849	K25
425605	F52	496016	F8	508247	G13	520838	K24	524874	J10
425620	F52	496042	F23	508248	G13	520845	K50	524910	K24
425682	F45	496043	F23	508278	G17	520912	J11	524911	K24
425684	F52	496048	D2	508571	G10, T7	520928	J11, J26	524916	K24
425700	F50	496058	F23	508595	G12	520940	A57, J24, T7	524982	A104, J24, T7
425765	F11	496059	F23	508596	G12	521578	K20	525123	A80, K27, T7
425772	F52	496074	F23	508718	G21	521654	K9	525133	A80, K20, T7
425779	F38	496076	F23	508724	G21, G70	521703	K24	525186	K30
425803	F46	496077	F27	508736	G21	521989	J10	525188	K30
425818	F52	496078	F25	508751	G11	522003	J10	525194	K30
425823	D2	496079	F24	508755	G21, T7	522166	J11	525195	K30
425861	F47	496086	F11	508762	G22, T7	522264	K23	525331	J24
425913	F52	500181	G9	509191	G9	522270	K20	525365	K30
425915	F52	500291	G10, T7	509201	G13	522546	J11	525417	K9
425928	F52	500357	G4	509482	H6	522644	J10	525428	K9
429683	F46	500362	G4	509484	G9	522869	J5	525555	K23
435183	F49	500371	G4, G70	509607	G4	522959	J10	525579	K24
445721	K11	501398	G4	509610	G4	522964	H10	525757	J10
450056	F59	501875	G20	509623	G5	522966	J10	525762	K20
450066	F60	502745	H6	509639	G4	522968	A88, J24, T7	525764	K50
451093	B14	503014	G10	509648	G4	523000	J10	525826	J13, J26
451708	F15	503053	G20	509649	G4	523024	J10	525829	J13
451729	F54	503403	G10	509669	G4	523034	J10, J26	525839	J10
458731	K18	503778	G70	509678	G4	523044	J12	525849	J10
465716	D2	503970	G10	509684	G4	523255	K23	525850	J13
465717	D2	504177	G18	509689	G4, G70	523258	K23	525853	J13
465718	D2	504224	G13, G70	509724	G10	523307	K9	525859	J13
465721	D2	504257	H6	509739	G10	523308	K9	525886	K50
465724	D2	504384	G70	509744	G10	523316	K9	526170	K52
465731	D2	504665	G5	509745	G10	523318	K9	526228	K50
465761	D2	504801	G4, T7	509749	G10	523323	K9	526232	K50
465784	D2	504804	G4, T7	509753/S	G9	523324	K9	526300	K51
465844	D2	505310	G4	509754	G10	523325	K9	526302	J15
465845	D2	505525	G16	509757	G10, G70	523333	K9	526310	K25
465846	D2	505527	G16	509793	G11	523429	J10	526322	K25
465847	D2	505626	G10	509936	G9	523448	J10	526323	K25
484264	C4	505652	K40	510109	G4	523497	K9	526371	K26
488054	F60	505975	G20, G70	510225	H6	523499	K9	526376	K25
488069	F60	505991	L5	510770	G20, G70	523500	T7	526404	K51
488072	F60	506096	A64, G21, T7	511356	H6	523531	A125, J24, T7	526406	K51
488139	F60	506097	A64, G23, T7	511658	G4	523571	K23	526408	K51
488520	F60	506361	G10	511827	T7	523584	K23	526410	K51
488528	F60	506411	G4, G70	512505	G37	523595	A57, K27, T7	526437	K26
488530	F60	506457	G4	512714	G30	523648	K23	526441	K26
488592	F60	506473	G4	512751	G40	523764	K20	526442	K26
488642	F60	506481	G5	512811	G72	523810	K20	526457	K26
488643	F60	506500	G4	512878	G72	523896	J14	526458	K26
488644	F60	506502	G4	512879	G73	523964	J10, T4	526495	J23
488651	F60	506503	G4	512881	G73	523986	B7	526496	J20
488657	F60	506504	G4	512892	G73	524088	K24	526502	L4
488659	F60	506506	G4	512893	G73	524215	J10	526503	J23
488751	F60	506508	G5, G70	516144	G10, G70	524327	J12, J26	526506	J20
488858	F11	506582	G4	516173	G13, G70	524451	K9	526508	L4
488888	F60	506585	G4	516190	H6	524452	K9	526530	K26
489347	F60	506587	G4	516191	H6	524473	K9	526536	K26

continued



NUMERICAL INDEX

Part No.	Page No.	Part No.	Page No.	Part No.	Page No.	Part No.	Page No.	Part No.	Page No.
526537	K34	535293	H10	539966	M3	552702	G31	553718	G35
526601	K27	535303	H10	539971	A88, M4, T7	552704	G31	553721	G74
526602	K35	535304	H10	539973	A80, M4, T7	552708	G36, T7	553724	G22
530716	H6	535306	H10	539978	M2	552718	H6	553738	G24
531674	M2	535343	J5, J26	539980	M4	552740	H6	553752	G36
531961	J14	535380	A32	540020	A79, L5, T7	552746	H6	553759	G22
532145	M8	535421	K9	540055	L5	552792	G31	553760	G30
532171	J11	535566	H11	540092	A76, L5, T7	552796	G31	553780	A49, G30
532584	H6	535558	H8	540127	L5	552805	G31	553844	G36
532589	H6	535664	S4	540129	L5	552806	G31	553864	G36
532590	H6	535665	S4	540169	L5	552813	G30	553872	G36
532598	H6	535669	S4	545025	A98, L9, T7	552816	G30	553875	G36
532611	H6	535671	S4	545072	A42, T7	552817	G31	553877	G36
532940	A125	535672	S4	545114	L5	552818	H6, T7	553878	G36
533088/S	H6	535673	S4	545138	A100, L5, T7	552822	G31	553921	G15
533097	H6	535678	S4	545139	L5	552823	G31	553925	G24
533320	H6	535679	S4	545145	A100, L4, T7	552849	G32	553940	G17
533337	H6	535714	H14	545146	L5	552855	H6	553948	G17
533377	H7	535715	H14	545149	L5	552856	H6	553953	G36
533459	H6	535717	H14	545166	L5	552857	H6	553954	G36
533537	H6	535718	H14	545172	L5	552864	H6	553955	G36
533543	H6	535719	H14	545179	A78, L5, T7	552883	H6	553956	G36
533597	H6	535720	H14	545243	L5	552884	H6	553961	G31
534155	H6	535721	H14	545245	L5	552906	G30	553965	G39
534295	H6	535722	H14	545372	L5	552912	G34	553967	G40
534296	G22	535723	H14	545373	L5	552913	G30	553971	G37
534343	H6	535724	H14	550875	G9, G70	552915	G30	553972	G37
534365	H9	535725	H14	551070	G20, G70	552922	G31	553978	G39
534383	H9	535726	H14	551075	G20	552923	G31	553979	G31
534386	H7	535727	H14	551093	G70	552928	G31	553980	G39
534412	H14	535728	H14	551308	G13, G70	552936	G32	553982	G36
534488	G45	535729	H14	551318	G13	552943	G22	553996	G40
534493	H7	535760	H14	551321	T3	552949	G30	553999	G40
534494	H7	535761	H14	551361	G15	552970	G32	554175	G43
534509	H7	535764	H14	551603	G4	552995	G46	554178	G43
534510	H7	535824	K6	551604	G4	552996	G30	554179	G43
534515	H7	535827	K6	551669	G4	553065	G9, T7	554180	G43
534539	A155, L4, T6	535829	K6	551671	G4	553080	G10	554182	G43
534702	H7	535830	K6	551674	G70	553145	G10, T7	554202	G43
534703	H8	535831	K6	551803	J16	553146	G10	554222	G43
534721	H12	535832	K6	551807	G4	553147	G9, T7	554225	G43
534722	H8	535845	H14	551809	G11, T7	553148	G10	554227	G63
534727	H7	538258	M8	551912	T7	553153	G71	554240	G41
534732	H7	538273	M8	551959	G10	553159	G11	554253	G32
534734	H7	538286	M8	551966	G10	553199	G71	554254	J18
534736	H7	538314	M8	551968	H6	553227	G71	554279	G42
534737	H7	538316	M8	552101	J10	553248	G22	554280	G41
534779	H7	538325	M8	552103	J5	553268	G23	554288	G30
534928	H10	538387	M8	552255	G10	553356	G17	554289	G32
534957	H8	538528	M3	552261	G10	553435	G15	554308	G40
534986	H8	538532	M3	552282	G10, G70	553476	G32	554345	G68
534993	H8	538684	M4	552307	G70	553480	G31	554354	G47
535009	H9	538850	M8	552335	G24	553483	G31	554383	G31
535078	H10	538865	M8	552362	G30	553494	G31	554399	G71
535080	H10	539078	M4	552371	G30	553537	G30	554439	G42
535091	H10	539239	M2	552373	G49	553561	G30	554440	G41
535099	H10	539322	A104, M4, T7	552378	P13	553564	G31	554454	G68
535126	K6	539663	A80, M4, T7	552392	G30	553568	G45	554459	G45
535131	K6	539664	M4, T7	552399	G30	553591	H6	554463	G68
535134	K6	539665	A19, M4, T7	552405	G30	553606	G33	554496	G41
535137	K6	539669	A100, M4, T7	552406	G30	553614	G33	554539	J20
535138	J6, J26	539670	A154, M4, T7	552444	G30	553620	G33	554582	G32
535145	J6	539671	A19, M4, T7	552492	H6	553623	G33	554586	G68
535147	J6	539694	A148, M4, T7	552495	G31	553627	G35	554596	G35
535154	L5	539698	M2	552496	G30	553642	G5	554602	G17
535156	L5	539730	A138, M4, T7	552517	G30	553652	G4	554603	G30
535182	H11	539731	A134, M4, T7	552529	G30	553664	G5	554607	G22
535183	H11	539732	A151, M4, T7	552530	G30	553667	G36	554608	G30
535235	K6	539733	A154, M4, T7	552678	G31	553674	G5	554609	G31
535236	K6	539735	A145, M4, T7	552686	G31	553694	H7	554610	G30
535241	K6	539802	M5	552687	G31	553695	G24	554617	H7
535242	K6	539803	M5	552688	G31	553700	G38	554626	G31
535283	H10	539903	M3	552689	G31	553713	G74	554640	H8
535286	H10	539911	A113, M4, T7	552690	G31	553715	G35	554641	H8
535292	H10	539941	A82, M4	552691	G31	553717	G35	554645	H8

NUMERICAL INDEX



Part No.	Page No.	Part No.	Page No.	Part No.	Page No.	Part No.	Page No.	Part No.	Page No.
554654	H10	555735	G49	556596	G61	572072	G57	572694	K15
554665	G45	555745	G50	556597	G58	572087	K31	572715	J5, J26
554667	H13	555747	G50	556599	G56	572089	K30	572727	J16
554672	G49	555752	G51	556606	G60	572155	J14, J26	572733	K32
554681	G73	555753	G51	560292	B14	572156	J14	572734	J5
554683	G43	555754	G51	560543	H15	572158	J14	572763	J14
554684	G43	555770	G51	560544	H15	572160	K12	572772	J14, J26
554690	G43	555787	G52	560545	H15	572162	J14	572775	J14
554691	G45	555906	J22	560602	A80, L4, T7	572168	J15	572776	J14
554710	G23	555909	K41	562303	G5	572174	J14	572781	J15
554719	K51	555910	B14	562304	G32	572224	K30	572783	J14
554734	A18, T3	555925	K41	562306	G17	572225	K30	572792	K30
554736	G31	555940	G60	571197	J10	572239	K30	572804	J16
554813	H9	555955	G52	571203	J10	572245	K33	572807	K5
554816	H9	555968	G48	571211	J10, J26	572249	K33	572816	J17
554820	H9	555974	G53	571212	J10	572255	L5	572872	K40
554822	H9	555991	G51	571275	J16	572258	L5	572876	K40
554842	G24	555996	G50	571280	J16	572260	J12	572888	K31
554855	G49	555998	G49	571281	J16	572264	J14	572910	J15
554860	G68	555999	G49	571282	J16	572265	J14	572935	K12
554866	A50	556027	G51	571284	J16	572268	J12	572964	J18
554871	G30	556047	G53	571288	J16, J26	572275	K9	572975	K12
554872	G30	556064	G53	571289	J16, J26	572276	K9	572976	K12
554893	G49	556075	G30	571292	J16	572277	K9	572982	K13
554903	G45	556079	G52	571307	J16	572278	K9	572989	K15
554905	G45	556080	G52	571308	J16	572281	K9	572995	K15
554906	G45	556101	K45	571320	J16	572289	J19	573001	K12
554907	G45	556221	G52	571387	K20	572290	K9	573002	K13
554909	G45	556222	G52	571388	K20	572326	K12	573042	K11
554912	G45	556229	G53	571390	L5	572328	K15	573049	K11
554914	G45	556234	G53	571395	K50	572347	K15	573052	K11
554917	G45	556247	G53	571417	K50	572350	K15	573053	K11
554918	G45	556275	G52	571465	J11	572352	K15	573055	K11
554923	G45	556284	K40	571468	J11	572363	H10	573066	K11
554925	K41	556285	G53	571475	J11	572391	K11	573074	K11
554946	G49	556288	G39	571476	J12	572394	K11	573075	K11
554973	H9	556289	G53	571560	J10	572403	K12	573085	K11
554982	G46	556291	G53	571584	J10, J26	572406	K12	573089	K11
554983	G46	556345	G53	571585	J17	572430	K20	573128	K49
554999	G46	556353	G53	571631	K51	572431	K20	573139	K40
555242	G71	556362	G54	571685	K9	572441	K20	573152	K40
555254	G71	556365	G53	571706	K9	572442	K25	573153	J15
555288	G46	556376	G39	571707	K9	572457	J12	573160	K18
555296	G49	556380	G54	571713	K9	572458	J12	573162	K48
555304	G72	556388	G54	571717	K9	572507	K30	573163	K40
555305	G50	556390	G54	571738	J14	572510	K30	573164	K32
555306	G50	556420	G56	571739	J14	572578	K30	573165	K15
555309	G47	556422	G56	571749	K20	572580	J20	573173	J12
555313	H9	556429	G55	571758	J14	572581	J24	573175	J12
555326	G47	556431	G54	571759	J14	572582	K11	573178	J12
555328	G47	556432	G54	571886	J13	572583	K30	573179	J12
555332	G47	556434	G55	571887	J11	572584	K30	573214	J16
555333	G47	556442	G24	571888	A87, J6	572585	K31	573215	J16
555344	G47	556446	G54	571891	J13	572586	J12	573216	J16
555351	G47	556452	G24	571894	J13, J26	572587	K31	573225	J16
555355	G48	556482	G55	571895	J13	572588	K11	573232	K25
555356	G51	556491	G56	571897	J13	572592	J20, J26	573241	K21
555384	K40	556492	G56	571898	J13	572595	K11	573251	J14
555415	G44	556498	G55	571899	J13	572596	K11	573255	J14
555419	G71	556499	G56	571900	J13	572603	K11	573266	J6, J26
555423	G47	556500	G56	571956	K27	572614	H10	573267	K52
555424	G47	556503	G56	571958	K27	572615	K11	573277	K18
555447	G17	556509	G47	571974	K48	572616	K11	573278	K18
555457	G49	556511	G56	571978	K48	572619	K11	573281	K18
555458	G49	556517	G57	571979	J15	572624	K11	573283	K18
555475	G49	556521	G56	571989	K48	572625	K11	573285	J5
555477	G49	556535	G57	571990	J15, J26	572628	K11	573330	J12, J26
555541	G49	556537	G57	571995	K48	572630	K11	573382	J16
555547	G49	556544	G56	571997	K20	572653	K48	573383	J16, J26
555587	G45	556563	G63	572039	J14	572672	K40	573403	K19
555704	G41	556565	G57	572040	K13	572673	K31	573419	K19
555709	G45	556566	G57	572044	K11	572674	K15	573426	J16
555710	G45	556567	G57	572065	K31	572681	K15	573444	J6
555711	G49	556571	G57	572066	K48	572685	K13	573449	A87, J6
555725	G48	556590	G58	572071	K40	572689	K15	573455	J6

continued



NUMERICAL INDEX

Part No.	Page No.	Part No.	Page No.	Part No.	Page No.	Part No.	Page No.	Part No.	Page No.
573469	K12	573997	K49	574496	J18	575207	K21	575908	K57
573474	K18	573998	K49	574508	J21	575208	K21	575910	K16
573513	K15	574000	K49	574509	J21	575209	K21	575911	K16
573519	K15	574002	K49	574546	K41	575212	K21	575919	K16
573521	K15	574003	K49	574547	K41	575219	K6	575920	K16
573527	K15	574006	K49	574548	K41	575263	K51	575921	K16
573543	K32	574010	K49	574549	K41	575266	K20	575922	K16
573544	K32	574011	K49	574550	K41	575268	K20	575923	A79, K17
573545	K32	574043	A122	574552	K41	575269	K51	575925	K17
573555	K32	574044	K12	574554	K41	575283	J5	575931	J19
573557	K32	574045	K12	574558	K41	575285	J5, J26	575932	J19
573615	J16, J26	574046	K12	574559	K41	575288	J5	575955	L5
573618	J16	574049	J2	574560	K41	575289	J5	575957	L5
573619	J16	574064	K41	574566	K41	575290	J5	575964	K21
573624	J16	574065	K41	574606	K33	575292	J5, J26	576002	K21
573635	J17	574069	K41	574607	K33	575294	J5	576097	J20
573636	J17	574072	K41	574608	K33	575298	J5	576099	K7
573646	J16	574073	A31	574609	K33	575304	J19, J26	576105	J5
573649	K56	574075	K41	574610	K33	575305	J19, J26	576108	J5, J26
573676	J5	574104	K27	574615	K33	575306	J19	576109	K34
573677	J17	574105	K25	574616	J2	575316	J19	576117	J20, J26
573693	J18	574106	K25	574619	J22	575317	J19	576147	K20
573703	K15	574108	K25	574620	K33	575335	K17	576153	K50
573704	K15	574111	K25	574627	K46	575350	K57	576155	K51
573705	K15	574120	K25	574634	K33	575352	K57	576156	K51
573706	K15	574122	K21	574635	K33	575364	K40	576164	K51
573708	K15	574189	K11	574636	K33	575365	K40	576166	K51
573711	K17	574190	K11	574637	K41	575368	K40	576167	K20
573723	K16	574224	J18	574644	K41	575369	K40	576174	K20
573739	K15	574225	J6	574645	K41	575370	K40	576183	K41
573740	K15	574226	K7	574646	K41	575384	J19, J26	576184	K41
573741	K15	574231	J5	574654	K33	575393	J19	576188	K41
573743	K15	574233	J5	574655	K33	575395	J19	576189	K41
573746	K15	574234	J5	574665	K40	575398	J19	576223	J21, J26
573747	K15	574243	J5, J26	574667	K40	575446	K40	576227	J21
573748	K15	574245	A21, K46	574668	K40	575449	K40	576228	J21
573753	K15	574247	K57	574677	J18	575450	K40	576229	J21
573764	K56	574250	K7	574720	K41	575452	K40	576252	K35
573766	K56	574255	J5	574721	K41	575471	K41	576255	K35
573796	K56	574256	J5, J26	574722	K41	575473	K41	576265	K41
573797	K56	574258	J6	574725	K41	575476	K46	576266	K41
573799	K56	574259	K33	574726	K41	575480	K56	576267	K41
573800	K56	574260	A21, K46	574749	A133, K49	575481	K56	576268	K41
573801	K56	574267	J5	574753	J20	575489	K57	576271	A79, K57
573814	K25	574303	K13	574779	K54	575512	K57	576273	K42
573819	K25	574308	K13	574786	J6	575513	K57	576277	K41
573825	J2	574309	K13	574788	K6	575518	K56	576278	K43
573828	J3	574310	K13	574796	J6	575545	K16	576284	K41
573832	J2	574311	K13	574803	K12	575548	K16	576285	J2
573839	K21	574323	K32	574804	K12	575580	K40	576286	J2, J26
573859	K17	574325	K32	574805	K12	575581	K40	576288	J2
573866	K56	574328	K32	574811	K12	575584	K42	576289	J2
573868	K56	574329	K32	574825	A100, J24	575585	K30	576291	J2, J26
573871	K56	574342	K25	574874	K40	575606	K26	576334	K42
573874	K56	574362	K21	574884	K40	575623	K42	576335	K42
573877	K56	574370	J18	574885	K40	575631	J19	576337	K42
573888	K16	574375	J19	574886	K40	575632	J19	576338	K42
573890	K16	574376	J14	574889	K40	575637	K46	576342	K43
573894	K16	574380	J20	574890	K33	575640	J5	576343	K43
573897	K16	574383	J19	574901	K40	575644	J5	576356	J20
573900	K26	574413	J17, J26	574914	K43	575658	K47	576357	J5
573901	K26	574417	J17	574916	K43	575715	K54	576390	J20
573907	K16	574418	J17	574945	K41	575721	K54	576391	J22
573908	K16	574419	J17	574946	K41	575722	K54	576393	J20
573914	A100	574424	J17	575003	J5	575723	K54	576396	J20
573915	A100, K12	574431	J17	575008	J22	575760	K41	576401	A40, J2
573916	A100, J24	574445	K33	575024	K6	575763	K34	576415	K23
573925	K12	574450	K33	575026	J6	575765	K34	576417	K26
573926	K12	574451	K33	575112	K16	575766	K34	576420	K26
573930	K12	574456	K33	575116	K12	575769	K34	576423	K26
573932	K12	574457	K33	575182	K56	575770	K34	576424	K26
573935	K13	574460	K33	575185	K56	575863	K56	576432	K26
573937	K12	574461	K33	575189	K56	575878	K57	576459	K26
573995	K49	574490	J18, T5	575194	K56	575883	A68, K57	576463	K12
573996	K49	574491	J18, T5	575200	K21	575884	K57	576465	K12

NUMERICAL INDEX



Part No.	Page No.	Part No.	Page No.	Part No.	Page No.	Part No.	Page No.	Part No.	Page No.
576468	K12	577310	K41	582105	M5	703628	E4	732915	R10
576469	K12	577311	K42	582106	M5	703663	E4	732926	A6, T7
576483	K54	577333	J22	582109	M5	703722	E4	732927	A6, T7
576510	K27	577336	J22	582110	M5	703724/S	E4	732936	R9, T7
576532	K51	577337	J22	582118	M5	703726	E4	732951	R10
576582	K41	577338	J22	582160	M3	703727	E4	732962	T7
576583	K41	577341	J22	582161	M3	703736	E5	732963	A5, T7
576586	K41	577343	J22	599936	G71	703988	E5	732968	A103, R27
576588	K41	577344	J22	600805	E2	704237	E3	733063	R11
576593	K41	577345	J22	605248	A35, T7	704651	E4, E6	733068	A55, R11, T7
576596	K41	577443	K36	608610	K41	704742	E4	733071	A112, R11
576598	K41	577446	K36	618611	L5	705068	E5	733107	A113, R11, T7
576625	J5, J26	577449	K36	620128	A32, T7	705085	E5	733108	R9
576626	J5	577523	J6, J26	620200	A154, T7	705086	E5	733109	R9
576634	J19	577524	J6	620307	A18, T7	705098	E5	733132	R9
576664	J21, J26	577525	J6	620511	A53	705108	E5	733147	A103, R11, T8
576666	J21	577528	J6	620601	A111, T7	705114	E5	733159	R10
576668	J21	577529	J6, J26	620701	A138, T7	705179	A82	733176	R10
576669	J21	577540	K7	620708	A104, T7	706035	E5	733179	A110, R11
576724	K34	577541	K7	620800	A65	707083	A101, T7	733186	R9
576725	K34	577542	K7	621306	A138, T7	707085	A101, T7	733189	R11, T8
576730	K34	577545	K7	621601	A80	707095	E3, E6	733193	R10
576731	K34	577546	K6	622047	A80, L4, T7	725151	A103, T7	733263	R9
576744	J21, J26	577548	K6	690617	E2, E6	726562	R10	733269	R9
576745	J21, J26	577549	K6	690740	E2	727293	A8, R27, T7	733270	R9
576746	J21	577552	K6	690741	E2	727707	A8, R8	733290	R9
576775	K42	577557	K6	690791	E2	727759	A5, R28, T8	733291	R9
576776	K42	577601	K42	690794	E2	727784	A6, R28	733295	R11
576777	K42	577602	K42	690795	E2	727801	A55, R28	733297	R9
576805	J2	577605	K42	690796	T7	727802	A18, R28	733298	R9
576807	K47	577701	K21	690797	T7	727803	A5, R28	733298	R9
576808	A82	577702	K21	690813	E2	727804	A103, R28	733300	R9
576810	K52	577703	K21	690818	E2	727804	A103, R28	733422	R9
576870	K34	577704	K21	690936	A101, E2	727809	A103, R28	733439	R9
576873	K34	577724	K43	690937	E2	728233	R22	733462	R9
576875	K34	577725	K43	690937	E2	729036/S	A51	733464	R10
576901	K17	577726	K43	690953	E2	729073	R6	733472	A78, T8
576933	K42	577728	K43	690995	A120, E2	729092	R5	733661	R5
576934	K42	577729	K43	700168	E5, E6	729234	A82, R27	733695	A32, R26
576935	K42	577730	K43	700213	E5	729313	A103, R26	733813	A53, R27
576936	K42	577731	K43	700230	E5	729367	R5	733817	A64, R27
576937	K42	577733	K43	700238	E5	729378	A53, E5	733819	A79, R27
576938	K42	577737	K43	700714	E4	729423	A9, R22	733820	A79, R27
576941	K42	577797	A36	700776	E4, E6	730019	R10	733826	A138, R27
576955	K42	577853	K45	700920	E5, E6	730185	R8	733874	A51, R26
576956	K42	577854	K45	701314	E4	730243	R9	733996	A154
576958	K42	577859	K45	701494	E5	730244	R9	734154	T8
576983	J5, J26	577860	K45	701639	E5, E6	730266	R10	734181	A11, R26
576985	J21	580306	A18, T7	701686	E5, E6	730279	R10	734182	R40
576986	J5	580435	A101	701829	E4	730290	R20	734224	R6
576987	A82	580574	A104, T7	701851	E4, E6	730292	A145, R11, T7	734270	R20
576993	J22	580593	A64, T7	701909	E5	730385	R10	734453	A64, T8
577040	J22, J26	580651	A49, T7	702260	E3	730386	R9	734455	A104, R27
577065	K6	580652	A130, T7	702569	E2	730387	R9	734457	A104, R27
577066	K7	580733	A45, T7	702575	E2	730388	R9	734458	A8, R26
577070	K6	580736	A45, T7	702614	E3	730401	R9	734463	A138, R27
577091	A82	580736	A45, T7	702626	E2	730466	R9	734476	A138, R27
577103	K43	580785	A11, T7	702683	E2	730467	R9	734489	A79, R27
577105	K42	580796	A151, T7	702687	E2	730668	R9	734515	T8
577116	K42	580892	A82, T7	702717	A129	730669	R9	734518	T8
577118	K42	580912	M2	702719	E3	731721	A5, R40	734519	T8
577146	K42	581124	M2	702720	E2	731809	A125, T7	734520	R5
577151	K42	581125	M2	702722	E2	732114	A145, T7	734566	A18, T8
577153	K43	581137	M2	702733	E3	732115	A145, T7	734578	R41
577156	K42	581174	M2	702836	E2	732191	A6, R27	734625	A154, R27
577162	J21	581175	M2	702851	E2	732227	A68, R27	734629	T8
577200	K17	581176	M2	702886	E3	732284	R40	734630	T8
577203	K17	582012	M3	702890	A129, T7	732479	R40	734644	R6
577205	K17	582021	M3	703004	E4	732480	A103, R11, T6	734652	A65, R26
577206	K17	582023	M3	703112	E5	732481	R11, T6	734678	A140, R27
577207	K17	582026	M3	703233	E4	732583	A103	734697	A11, R26
577256	K35	582027	M3	703235	E4	732642	A34, R28, T8	734710	R40
577259	K35	582046	M3	703280	E5, E6	732693	A134, R27	734725	R41
577266	K35	582087	M4	703339	E5	732862	R11	734726	R41
577281	K35	582088	M4	703408	E5	732879	R11	734747	A18, R27
		582090	M3	703626	E4	732907	A92, T7	734748	A154, R26

continued



NUMERICAL INDEX

Part No.	Page No.	Part No.	Page No.	Part No.	Page No.	Part No.	Page No.	Part No.	Page No.
734756	A51, R27	735687	A18, R27	737295	R20	737683	A34, T8	738894	R6
734771	A154, T8	735691	A97, R20, T8	737296	R20	737696	R32	738895	R6
734772	A154, T8	735695	R20	737297	A125, R27	737710	R36	738896	R5
734787	A154, R27	735697	A140, R27	737306	A129, R27	737762	A20, R32	738905	R6
735031	A96, T8	735824	A13, R26	737312	A125, R27	737763	A20, R32	738906	R6
735045	A95, T8	735825	R20	737336	A129, R27	737780	A139, R32	738907	R6
735048	A104, T8	735851	R5	737337	A129, R27	737784	A142	738908	R5
735049	A51, T8	735883	R20	737338	A129, R27	737791	A122, T8	738909	R6
735050	A78, T8	735895	A8	737340	R42	737799	A36, T8	738910	R5
735051	A121, T8	735998	R26	737347	T8	737800	A137, R28	738923	R5
735052	A129, R31	736010	R25	737348	T8	737806	A139, R32	738929	A66, R31
735054	A133, R31	736024	A5, R25	737355	R20	737808	A149, T8	738930	A66, R28
735055	A33, T8	736056	R21	737356	R20	737811	A103, R28	738933	A47, T8
735056	A33, T8	736104	R20	737357	A19, R20, T8	737814	A103, T8	738934	A47, T8
735060	A151, R31	736117	A13, T8	737412	A103, R20, T8	737815	A103, T8	738948	R22
735061	A5, T8	736121	A78, R25	737413	T8	737830	A139, R32	738949	R22
735064	A108, R31	736170	R22	737424	A53, R28	737831	A139, R32	738979	A47
735065	A34	736177	A5, R25	737425	A53, T8	737837	A139, T8	738987	A20, R25
735067	A64, T8	736290	R20	737428	A16, T8	737839	R31, T8	738988	R5
735069	R31	736307	A5, R25	737430	A21, T8	737840	A139, T8	739041	R8
735071	R31	736355	R40	737431	A21, T8	737854	R36	739044	R8
735072	A32, R31	736357	A13, T8	737433	A21, T8	737855	R36	739049	R8
735076	A51, T8	736364	A5, R25	737440	R5	737856	R36	739055	R8
735077	A5, T8	736411	A9, T8	737444	A21, R32	737857	R36	739056	R8
735078	A63, T8	736412	A13, R28	737445	A21, R32	737883	A36, R28	739059	R8
735080	A61, T8	736414	A8, R28	737451	A49, T8	737886	A32, R28	739063	R8
735081	T8	736416	A74, T8	737452	A49, T8	737897	A7, R29, T8	739064	R8
735096	A18, R41, T8	736418	A7, T8	737453	A5, T8	737900	A151, R36, T8	739073	R8
735097	A13, R31, T8	736423	A83, R31	737481	A14, T8	737901	R36	739090	R8
735098	A5, R41, T8	736428	A83, R28	737482	A8, T8	737902	R36, T8	739121	R8
735099	A13, R8	736430	A126, R31	737495	A55, R32	737903	R36, T8	739138	R8
735102	A103, R31	736488	R20	737496	A55, R32	737904	R36	739141	R8
735103	A103, R31, T8	737013	A125, R20	737509	A129, T8	737905	R36	739154	R8
735107	A103, T8	737028	T8	737516	A8, T8	737907	A8, T8	739199	R8
735110	A68, R31, T7	737029	T8	737517	A8, T8	737910	A31, R29	739206	R8
735111	A68, R31, T7	737038	A140, R20	737520	A13, T8	737916	R29	739213	R8
735118	A8, R31	737039	A140, R20	737524	A53, T8	737918	R29	739273	R8
735119	A8, R31	737054	A82, R27	737525	A107, T8	737919	R29	739297	R8
735132	A8, R31	737065	A148, R20	737526	A107, T8	737940	A37, T8	739407	R8
735133	A5, R31, T8	737066	A148, R20	737529	A6, T8	737941	A90, T8	739420	R8
735135	A8, T8	737067	A148, R27	737536	T8	738006	A105, R25	739421	R8
735144	A124, R31	737070	T8	737557	A5, T8	738008	R22	739558	R22
735145	A124, R31	737071	A148, R27	737570	A30, T8	738009	A13, T8	739634	R22
735156	A69, R31	737085	A82, R20, T8	737571	A30, T8	738035	R5	739635	R22
735265	T8	737086	T8	737572	A5, T8	738047	R40	739731	R6
735266	T8	737089	A64	737573	A133, T8	738064	R22	739733	R6
735315	A51, T8	737093	A64, T8	737575	A74, R32	738172	R22	739734	R6
735349	A53, R26	737094	A64, T8	737576	A53, T8	738221	A47, T8	739745	R7
735378	T8	737095	A64, R27	737581	A21, T8	738223	A17, R25	739806	R7
735379	T8	737097	A64, R27	737587	R31	738233	A117	739832	A7, T8
735383	A19, R27	737100	R41	737588	A144, T8	738410	A5, R27	739833	A61, R25
735386	A19	737111	T8	737595	A12, T8	738440	R5	739844	A30, R25, T8
735395	A53, R27	737121	T8	737596	A11, T8	738499	A7, R25	739855	A20, T8
735404	A19, R27	737126	A64, T8	737600	A150, T8	738535	R5	739858	A13, R25, T8
735411	A51, T8	737127	A64, T8	737602	A49, T8	738560	R5	739866	A91, R25, T8
735435	T8	737129	R20	737603	A49, T8	738595	R20	739868	A5, R25
735446	A135, T8	737130	T8	737622	A11, R37, T8	738607	R5	739870	A7, R25
735448	A64, R27	737131	T8	737624	A10, T8	738621	R31	739879	A21, R25, T8
735471	A104, R20, T8	737132	T8	737625	A87, T8	738632	R22	739884	A66, T8
735472	T8	737137	T8	737628	A20, T8	738679	A32, T8	739899	T8
735501	A154, R27	737138	T8	737629	A20, T8	738680	A32	739907	A8, T8
735528	T8	737144	T8	737633	A11, T8	738702	R36	739930	A141, T8
735529	T8	737166	A148, R27	737639	A41, R32	738719	A47, T8	739931	T8
735534	T8	737167	A148, R27	737640	A41, R32	738723	A129, T8	739932	A7, T8
735535	T8	737176	A148, T8	737651	A103	738724	A6, R29, T8	739933	A5, T8
735592	A53, T8	737177	A148, T8	737653	A7, T8	738734	A7	739934	T8
735593	T8	737186	A138, R20, T8	737660	A91, T8	738735	A7, T8	739935	A131, T8
735594	R27, T8	737243	A51, R27	737661	A91, T8	738736	R29	739936	A100, T8
735628	A138, T8	737266	A148, R20	737673	A133, R28	738764	A11, R25	739937	A11, R40, T8
735631	R5	737269	T8	737675	R29	738775	A128, T8	739941	A49, T8
735679	A125, R26	737270	T8	737678	A103	738776	A128, T8	739942	A126, T8
735680	R20	737273	A129, R27	737679	A47, T8	738890	R7	739943	A51, T8
735683	A140, R27	737274	A97, R27	737680	A101, R28, T8	738891	R6	739944	A64, T8
735685	A18, R27	737281	A51, R27	737681	A6, R28, T8	738892	R7	739947	A49, T8
735686	A19, R27	737285	A104, R27	737682	A9, T8	738893	R5	739948	A32, T8

NUMERICAL INDEX



Part No.	Page No.	Part No.	Page No.	Part No.	Page No.	Part No.	Page No.	Part No.	Page No.
739953	A21, T8	740833	R22	741834	A28, T8	743172	R13	743950	A41, R26
739954	A78, T8	740834	R22	741835	A28, T8	743176	R13	743955	A52, R26
739955	A90, T8	740835	R22	741836	A7, R37, T8	743209	A20, R26	743957	A37, R26
739956	A8, T8	740867	A14, R24	741837	A15, R37, T8	743212	A96, T8	743959	R26
739957	A53, T8	740880	R22	741838	A41, R37, T8	743214	A96, T8	743981	A79, R24
739958	A22, T8	740881	R22	741839	A41, R37	743217	T8	743992	R23
739959	A25, T8	740882	R23	741844	A18	743220	A89, T8	744006	A133, R24
739960	A14, T8	740889	A64, R24	741845	A54	743221	A7, R26, T8	744007	A133, R24
739961	A75, T8	740892	R22	741846	A85	743223	A68, T8	744009	R13
739962	A17, T8	740897	R22	741847	A85, R37, T8	743225	A22, T8	744015	R13
739963	A16, T8	740899	R12	741848	A22, R37, T8	743229	R26, T8	744048	A15, R24
739965	A61, T8	740901	A65, R24	741849	A22, T8	743230	A48, T8	744070	R15
739966	A11, T8	740907	R22	742066	R22	743231	A21, T8	744099	A51, R24
739967	A91, T8	740908	R22	742067	R22	743232	A106, T8	744101	R23
739968	A28, T8	740909	R22	742079	A47, T8	743234	A25, T8	744133	A41
739969	A24, T8	740910	R22	742086	R22	743235	A18, R26, T8	744134	A41
739970	A21, T8	740916	A155, R24	742087	R22	743236	A143, T8	744139	A134, T8
739971	A11, T8	740917	A155, R24	742090	R22	743238	A12, R26, T8	744140	A134, R37, T8
739972	A10, R42, T8	740922	R22	742100	R21	743243	R26	744142	A8, T8
739973	A7, R40, T8	740923	R22	742140	A76, R32, T8	743248	A7, T8	744149	A65, R24
739974	A34, T8	740925	R23	742141	A76, R32	743250	A7, T8	744150	A65, R24
739975	A84, T8	740952	A87, R24	742142	A136, R32, T8	743251	A105, R26, T8	744151	R23
739978	A149, T8	740953	A87, R24	742143	A136, R32	743254	A7, R26	744197	A32, R24
739979	A5, T8	740954	A17, R24	742144	A147, R32, T8	743267	R15	744198	A32, R24
739980	A47, T8	740955	R23	742145	A147, R32, T8	743268	R15	744217	A7, R24
739981	A32, T8	740961	R22	742146	A149, R32, T8	743294	R23	744219	A72, R24
739982	A53, T8	740962	R22	742147	A149, R32, T8	743316	A25, R24	744249	A139, R24
740031	A6	740963	A50, R24	742148	A141, R32, T8	743317	A25, R24	744250	R26
740032	A5	740969	A66, R24	742149	A141, R32, T8	743362	A126, R24	744251	A132, T8
740246	A8	740982	A65, R24	742150	R32, T8	743508	R23	744254	A8, R26
740476	R22	741240	R37	742151	R32, T8	743509	A89, R24	744256	A6, R26, T8
740477	R22	741241	R37	742152	R32, T8	743510	A89, R24	744257	A15, R26, T8
740478	R22	741246	R37	742153	R32, T8	743517	A54, R24	744258	A48, R26, T8
740482	A99	741247	R37	742154	R32, T8	743521	A126, T8	744261	T8
740483	R22	741262	A17, R26	742155	R32, T8	743522	A126, T8	744269	A48, T8
740502	R12	741263	A15, R26	742156	A103, R32, T8	743523	A101, R37, T8	744270	A16, T8
740547	R12	741264	A6, R26, T8	742157	A103, R32, T8	743524	A101	744274	T8
740556	R12	741265	A47, T8	742158	A103, R32	743527	A7, R37, T8	744280	A139, R24
740557	R12	741268	A48, R26	742159	A103, R32	743528	A80, R34	744281	R23
740563	R12	741278	A67, T8	742160	R32, T8	743529	A80, R34	744283	A28, R24
740567	R12	741279	T8	742270	R32, T8	743551	R13	744284	A28, R24
740571	R12	741290	A84, T8	742271	R32, T8	743559	A87, R24	744293	R23
740588	R13	741291	A84, T8	742272	A105, R32, T8	743653	R16	744294	R23
740593	R12	741292	A65, T8	742273	A105, R32, T8	743664	A101, R24	744299	A7, R24
740599	R12	741293	A65, T8	742274	A20, R32, T8	743665	A101, R24	744300	A7, R24
740616	R12	741294	A17, T8	742275	A20, R32, T8	743706	A54, R24	744306	A122, R24
740656	R22	741295	A28, T8	752276	R32	743708	A56, R24	744307	A122, R24
740657	R22	741300	A95, T8	742277	R32, T8	743709	A56, R24	744314	R14
740659	R22	741450	A129, R35	742280	R32, T8	743710	A141, R24	744325	R14
740687	R12	741451	A47, T8	742281	R32, T8	743711	A141, R24	744327	A7, R24
740691	R23	741453	A47, T8	742282	A31, R32, T8	743713	R14	744357	R23
740711	R22	741454	A64, T8	742290	R31, T8	743714	R14	744358	R23
740713	A84, R24	741456	A149, T8	742291	A6, R31, T8	743717	R14	744403	A80, R24
740714	A84, R24	741481	A47, T8	742293	A34, R31, T8	743722	A138, R26	744404	A80, R24
740715	A6, R27	741483	A48, R37, T8	742294	R31, T8	743777	A36, R24	744454	R23
740722	R12	741485	A88, R35, T8	742295	A103, R31, T8	743778	A36, R24	744455	R23
740746	A6, R24	741486	A32, R35	742296	R31, T8	743779	R23	744462	A125, R24
740753	R12	741487	R35, T8	742297	R31	743780	R22	744463	A125, R24
740770	A64, R24	741488	A6, R35, T8	742298	A72, R31	743783	R23	744525	R23
740775	A47, R24	741489	R35, T8	742311	A34, T8	743818	A85, R24	744528	A134, R24
740776	A47, R24	741540	A122, T8	742312	A122, R31	743819	A85, R24	744529	A134, R24
740778	A129, R24	741543	A10, R28, T8	742313	A121, R31	743846	R16	744531	R23
740779	A129, R24	741556	R6	742314	A121, T8	743880	R24	744535	R14
740780	A47, R24	741582	R5	742349	A31, R32	743881	A30, R24	744544	R23
740781	A47, R24	741583	R5	743028	R19	743889	R23	744545	R23
740782	A14, R24	741596	R5	743029	R13	743890	R23	744546	A105, R24
740786	R22	741628	R5	743049	R13	743910	R14	744547	A105, R24
740794	R22	741680	A9, R28, T8	743068	R13	743911	R14	744550	A28, R24
740795	R22	741801	R22	743080	R13	743920	A41, R24	744551	R23
740811	A6, R26	741802	R22	743088	R23	743924	R16	744557	R23
740814	A53, R24	741807	R22	743141	R22	743929	R16	744579	R23
740816	A79, R24	741810	A10, R37, T8	743145	R14	743938	R23	744640	R14
740818	R22	741813	A87, R35	743149	A96	743940	A42, R24	744682	A12, R24
740819	R22	741832	R37, T8	743158	R23	743943	R14	744683	A12, R24
740820	R19	741833	R37, T8	743171	R13	743946	R23	744737	R16

continued



NUMERICAL INDEX

Part No.	Page No.	Part No.	Page No.	Part No.	Page No.	Part No.	Page No.	Part No.	Page No.
744738	A89, R24	745188	R23	760234	R26	768539	A156, T8	840541	B16
744739	A89, R24	745205	R23	760261	P7	768540	A156, Q19, T8	840542	B16
744741	R15	745207	R23	761588	N28	768543	A21, T8	840543	B16
744742	R14	745208	R23	761648	N28	768548	A53, T8	840544	B16
744743	R15	745226	A15, R24	761789	A16	768642	A131, Q19, T8	840545	B16
744744	R14	745227	A66, R24	762061	P30	768650	A125, Q33	840546	B16
744833	A20, R25	745258	R23	762062	P7	768651	A111, Q19, T8	840547	B16
744838	A20, R24	745277	R24	762064	P7	768654	A13, T8	840548	B16
744843	R17	745278	A88, R24	762094	T8	768662	A64, Q19	840549	B16
744859	R23	745283	R23	762095	T8	768663	A64, T8	841000	B15
744891	A28, R24	745290	A129, R24	762190	A109, T8	768679	A131, T8	841001	B15
744892	A28, R24	745321	R22	762229	E7	768689	A21, T8	841002	B15
744907	R16	745380	A139, R35	762250	E7	768691	A13, T8	841003	B15
744910	R16	745381	A139, R35	763014	A29	768883	A129, Q16	841004	B15
744912	R16	745382	A139, R35	763027	Q26, T6	768890	A106, T8	841005	B15
744913	R16	745383	A139, R35	763028	Q26, T1	768896	A101, T8	841006	B15
744914	R16	745384	A139, R34	763119	Q26	768913	A95, Q19	841007	B15
744936	R16	745385	A139, R34	764059	Q27	768930	A87, Q19	841008	B15
744983	R23	745386	A6, R24	764150	A51, T8	768945	A101, Q19	841009	B15
745005	A17, R24	745387	A6, R24	764168	N29	768972	A52, Q19	841010	B15
745029	A53, R24	745436	A18, R24	764236	A151, T8	768973	A52, Q33	841011	B15
745030	A126, R24	745529	R19	764247	A91, T8	768975	A65, Q19	841600	B15
745032	A101, R24	745554	A87, R24	764248/S	A42, Q27, T8	769016	A122, Q33	841601	B15
745037	A126, R24	745555	A87, R24	764251	A103, T8	769019	Q35	841602	B15
745038	A28, R24	745586	R17	764267	Q27	769021	Q35	841603	B15
745039	A28, R24	745629	R23	764272	Q26	769024	Q35	841610	B16
745044	R15	745631	R19	764354	A34, Q27, T6	769064	A6, Q19	841611	B16
745045	R12	745643	A133, R33	764374	A151, T8	770002	B14	841612	B16
745046	R12	745644	A133, R33	764401	A53, T8	770017	A103, T8	841613	B16
745047	R12	745650	A85	764428	A5	770032	C10	841614	B16
745048	R12	745651	A85, R37, T8	764431	Q27	770058	C10	841615	B16
745050	A101, R24	745652	A80, R34	764466	A54	770085	C10	841616	B16
745054	A50, R24	745653	A80, R34	764467	A143, Q28	770419	A98, L9, T7	841617	B16
745057	R15	745677	A52, R24	764469	A41, Q28	770652	R44	841627	B16
745065	A144, R24	745678	A52, R24	764505	A43, Q27, T6	780025	A129, Q36	841628	B16
745066	A144, R24	745713	A143, R24	764684	T6	780060	A10, Q36	841629	B16
745071	A6, R34, T8	745735	R19	764685	T6	805040	K20	841630	B16
745072	A14, R34, T8	745768	R17	765024	S6	807094	A34, C10	841631	B16
745073	A53, R34	745806	A80, R24	765046	S6	809069	A133, L10	841632	B16
745074	A53, R34	745807	A80, R24	765047	S6	809121	A133, L10	841633	B16
745075	A72, R34	745833	R17	765060	S6	809797	A61, L10	841634	B16
745076	A31, R34	745838	A128	765063	S5	809798	A61, L10	841644	B16
745077	A31, R34, T8	745874	R23	765350	A145, T8	840179	B16	841645	B16
745080	A12, R34, T8	745887	R17	765373	S6	840276	B16	841646	B16
745081	A12, R34, T8	745905	R19	765755	N28	840286	B16	841647	B16
745082	A30, R34, T8	745913	R16	765854	N29	840295	B16	841648	B16
745083	A30, R34, T8	745952	R19	765866	N29	840304	B16	841649	B16
745084	A101, R34	745958	A36, R19	765918	N29	840309	B16	841650	B16
745085	R34	745964	R19	765931	S5	840310	B16	841651	B16
745086	R34	745965	A90, R19	765932	S5	840311	B16	841979	B16
745089	A48, R34	745967	A52, R32	765933	S5	840312	B16	841980	B16
745118	A21, R24	745968	A52, R32	766554	S6	840313	B16	842010	B15
745119	A21, R24	745985	R17	766555	S6	840314	B16	842011	B15
745124	R22	745997	R27, T6	766556	S5	840320	B16	842012	B15
745127	A87, R24	747022	R8	768008	A88, T8	840321	B16	842013	B15
745128	R23	747023	R8	768045	Q35	840322	B16	842014	B15
745132	A10, R24	747025	R8	768061	A92, T8	840323	B16	842015	B15
745133	A10, R24	747118	R8	768374	A129, T8	840324	B16	842016	B15
745137	R22	747248	A87, R24	768378	A64, Q16, T8	840325	B16	842017	B15
745138	A53, R24	747551	R8	768379	A154, T8	840326	B16	842018	B15
745139	A53, R24	748596	R16	768380	A129, Q16	840526	B16	842019	B15
745142	R22	748751	R23	768424	A82, Q33	840527	B16	842020	B15
745143	R22	748752	R23	768439	A63, T8	840528	B16	842021	B15
745144	R23	748753	R23	768442	A13, Q33	840529	B16	842022	B15
745145	R22	748776	R17	768443	A13, Q33	840530	B16	842023	B15
745150	A106, R24	748794	A31, R24	768473	A9, Q16, T8	840531	B16	842024	B15
745151	A106, R24	748795	A31, R24	768491	A19, T8	840532	B16	842025	B15
745153	A87, R24	748796	R17	768499	A11, T8	840533	B16	842026	B15
745155	R22	748802	A49, R24	768500	A74, T8	840534	B16	842027	B15
745156	R22	748803	A49, R24	768502	A63, T8	840535	B16	842100	T8
745162	A81, R24	748853	A8, T8	768507	A10, T8	840536	B16	842200	B17
745168	A149, R24	748867	A22, R24	768521	A80, T8	840537	B16	842201	B17
745170	A149, R24	748868	A22, R24	768522	A144, Q33, T8	840538	B16	842202	B17
745179	A51, R24	760080	A8, T8	768523	A79, T8	840539	B16	842203	B17
745186	A128, R24	760130	Q26	768526	A141, Q19	840540	B16	842204	B17

NUMERICAL INDEX



Part No.	Page No.	Part No.	Page No.	Part No.	Page No.	Part No.	Page No.	Part No.	Page No.
842205	B17	851460	P31	858548	P10	861522	P21	1340031	N37
842206	B17	851474	P31	858621	P10	861561	P21	1340130	A45
842207	B17	851478	P31	858641	P11	861563	P21	1340131	A45, N37
842208	B17	851846	P6	858716	P11	861741	P21	1685010	A57, C22
842209	B17	851847	P6	858719	P11	861756	P21	1685030	A39, C22
842210	B17	851848	P6	858796	P10	861777	P22	1686020	A62, C22
842211	B17	851850	P6	858799	P11	861778	P22	1687010	A45, C22
842212	B17	851883	P6	858860	P11	861779	P22	1687011	A45, C22
842213	B17	851890	P7	858866	P11	861845	A101, L7	1687020	A43, C22
842214	B17	857146	B15	859030	P12	861911	P22	1687050	A44, C22
842215	B17	857147	B15	859040	P10	862216	P23	1687051	A44, C22
842216	B17	857148	B15	859059	K16	862387	P24	1687110	A44, C22
842217	B17	857158	B15	859062	P12	862481	P24	1688010	A44, C22
842218	B17	857159	B15	859074	P12	862674	P24	1688030	A69, C22
842219	B17	857175	B15	859082	P12	863095	L8	1688090	A44, C22
842220	B17	857176	B15	859094	P9	863143	A12, T8	1800020	A39, C23
842221	B17	857177	B15	859188	B14	863190	P25	1800700	A38, C23
842222	B17	857190	B15	859197	P12	863222	P25	1800830	A44, C23
842223	B17	857191	B15	859259	P12	863416	P25	1820410	A114, Q38
842224	B17	857192	B15	859309	P13	863511	A18, T8	1823410	A35, Q38
842225	B17	857282	B16	859331	P12	864459	P25	1823420	A32, Q38
842226	B17	857285	B16	859341	K42	864944	G51	1824890	A38, Q38
842227	B17	857324	B16	859358	P13	865507	P28	1850021	Q38
842228	B17	857327	B16	859363	P13	867471	P24	24179522	B11
842229	B17	857360	B16	859374	P13	900269	B14	24188002	B11
842230	B17	857363	B16	859384	P13	900288	B14	24188018	B11
842231	B17	857396	B16	859414	P13	900343	P31	24188033	B11
842232	B17	857400	B16	859438	P14	900401	B14	24188035	B11
842233	B17	857427	B16	859508	P14	900450	B14	24188230	B11
842234	B17	857430	B16	859799	P14	977222	B12	24188233	B11
842235	B17	857451	B16	859842	P15	1108010	D27	24189601	B11
842236	B17	857454	B16	859843	P15	1108020	A70, D27	24189605	B11
842237	B17	857463	B16	859849	P15	1130090	A69, D27	54036001	B5
842238	B17	857466	B16	859945	P15	1131060	A71, D27	54038007	A132, C13, T8
842239	B17	857475	B16	859949	P15	1131090	A44, D27	54052010	G74
842240	B17	857478	B16	859955	P15	1131200	A44, D27	54052074	H3
842241	B17	857603	B14	860005	P15	1150110	A43, D28	54052075	H3, T5
842242	B17	857604	B14	860006	P15	1150111	A45, D28	54052076	H3, T6
842243	B17	857651	M3	860097	P16	1150150	A45, D28	54052077	H3, T6
842244	B17	857685	C7	860126	P16	1150152	A45, D28	54052078	H3, T6
842245	B17	857692	D5	860136	P16	1150202	D28	54052079	H3
842246	B17	857707	B14	860181	P16	1151020	A116, D28	54052080	H2, T6
842247	B17	857708	B14	860189	P16	1151160	A62, D28	54052081	H2, T6
842248	B17	857709	B14	860226	P17	1151161	A44, D28	54052082	H2
842249	B17	857710	B14	860233	P17	1151280	A44, D28	54052083	H2, T6
842250	B17	857711	B14	860292	P19	1320020	A120, N38	54052084	H2, T6
842251	B17	857713	B14	860410	P17	1320021	A36, N38	54052085	H2, T6
842252	B17	857921	B17	860414	P17	1320023	A36, N38	54052086	H3, T6
842253	B17	858007	P31	860473	P18	1320031	A38, N39	54052087	H3
842254	B17	858024	P7	860474	P18	1320033	A38, N39	54052111	A134, G68
842255	B17	858028	P6	860483	P17	1320043	N39	54052119	H15
842256	B17	858062	B13	860547	A99, L7, T8	1320061	A44, N39	54052120	G73
842257	B17	858063	B13, R42	860549	P18	1320080	A69, N39	54052121	H15
842258	B17	858065	B13	860556	A105	1320130	N39	54052122	H15
842259	B17	858078	P7	860629	G68	1320131	A61, N39	54052126	H3
842260	B17	858079	P7	860871	P19	1320171	A58	54052127	H3
850402	B14	858082	P7	860876	P18	1330070	A89, N35	54052128	H3
850405	B14	858083	P7	860885	P19	1330660	A45, N35	54052129	H3
850561	P30	858095	P7	860895	G24	1330661	A69	54052130	H3
850591	B14	858132	P19	860944	P19	1330670	A58, N35	54052131	H3
850592	B14	858183	B14	860950	P19	1330930	A58, N35	54052132	H2
850593	B14	858192	P7	860959	P19	1330931	A58	54052133	H2
850594	B14	858193	P7	860971	P23	1332600	A44, N36	54052134	H2
850641	B14	858219	P8	861014	B12	1332601	A60	54052135	H2
850839	P30	858230	P8	861019	B12	1332880	A70, N36	54052136	H2
850848	P31	858236	P7	861068	P19	1332970/1	A62, N36	54052137	H3
850849	P31	858241	P8	861113	A99, L7, T8	1332971	A62	54052138	H3
850878	P31	858246	P7	861149	P20	1332990	A70, N36	54052139	H3
850882	B13	858256	P9	861189	P20	1333010/1	N36	54052140	H2
850905	P30	858265	P8	861216	G45	1333270	A44, N36	54052141	H2
850947	P30	858266	A18	861257	P20	1333271	A44	54052142	H2
851340	P30	858278	P9	861321	P20	1333310	A71	54052143	H2
851419	P31	858340	P9	861353	A31	1333311	A71	54052145	H15
851435	P30	858349	P9	861368	P21	1340010	A61, N37	54052146	H15
851459	P31	858532	P9	861393	G71	1340030	A36, N37	54052147	H15

continued



NUMERICAL INDEX

Part No.	Page No.	Part No.	Page No.	Part No.	Page No.	Part No.	Page No.	Part No.	Page No.
54052162	H3	54190108	B18	54212310	D5	54300157	P27	54330767	Q27
54052163	H3	54190119	A20, B18	54212343	D5	54300162	P27	54330793	Q14
54052164	H3	54198886	C8	54212767	D5	54300166	P28	54330794	Q15
54052165	H3	54199524	B18	54212929	D2	54300167	P28	54330878	A150, Q33
54052166	H3	54210008	D13	54250004	N12	54300168	P28	54330880	A150, Q19
54052167	H3	54210011	D13	54250005	N14	54300170	P28	54330882	A150, Q33
54052168	H3	54210013	D13	54250096	N12	54300173	P28	54330883	A150, Q33
54052169	H3	54210020	D19	54250220	N28	54300196	P27	54330885	A143, Q33
54052170	H3	54210021	D19	54250230	N27	54300200	A29, P29	54330889	Q14
54052171	H3	54210022	D19	54250231	N27	54300202	P28	54330890	Q14
54052172	H15	54210027	D19	54250235	N28	54300206	P28	54330891	Q14
54052184	H15	54210037	D2	54250237	N28	54300213	P28	54330892	Q14
54052185	H15	54210055	D7	54250314	N27	54300215	P28	54330939	A76, Q33
54052186	H15	54210057	D18	54250372	N15	54300218	P28	54330988	Q15
54052187	H15	54210072	D18	54250465	N25	54300220	P28	54331088	Q15
54057044	K54	54210073	D18	54250532	N15	54300221	P27	54331103	S8
54057045	K54	54210074	D19	54250549	N27	54300223	P28	54331118	A150, Q19
54057046	K54	54210076	D18	54250553	N27	54300226	P29	54331172	A147, Q19
54100081	J21	54210082	D19	54250559	N27	54300233	P22	54331189	A143, Q33
54100151	K6	54210084	D19	54250589	N27	54300234	P20	54331190	Q19
54100206	H12	54210090	D7, D18	54250621	N15	54300242	P29	54331222	Q15
54100481	J22	54210091	D18	54250820	N15	54300250	P28	54331265	A84, Q33
54100520	N24	54210209	D19	54250822	N15	54300252	P29	54331278	A20, Q33
54100541	K13	54210221	D2	54250941	N24	54300255	P28	54331339	A99, Q33
54100561	H12	54210270	D17	54251038	N15	54300262	P27	54331425	A16
54100606	R17	54210313	D5	54251042	N24	54300269	P28	54331625	Q15
54101156	H12	54210314	D5	54251057	N17	54300271	P29	54331875	A32, Q19
54101266	J19	54210318	D5	54251114	N24	54300274	P27	54332082	T6
54110111	J2	54210341	D5	54251216	N27	54300301	P24	54332086	A20, Q33, T6
54110161	K43	54210370	D17	54251220	N27	54300307	P29	54332104	Q15
54110171	J2	54210375	D5	54251259	N27	54300325	A150	54332109	Q13
54110186	K44	54210448	D2	54251389	N27	54300326	A152	54332117	A55
54110191	K35	54210464	D19	54251754	N17	54300327	A152	54332184	A55
54110221	K19	54210510	D5	54251818	N24	54300333	P29	54332201	A85, S5
54110246	D5	54210550	D13	54251821	N26	54300347	P19	54332270	A85, Q19
54110256	D5	54210553	D19	54251835	N14	54300348	P27	54332327	A149, Q19
54120002	J22	54210582	D2	54251855	N27	54300350	A96, P29	54332389	Q15
54120003	K57	54210635	D2	54251856	N27	54300353	P29	54332390	Q15
54120022	K45	54210774	D13	54251857	N27	54300356	P29	54332407	A145, S8
54120034	K43	54210853	D5	54251930	N24	54300358	P29	54332423	A145, S8
54127501	J21	54211076	D13	54252236	N24	54300422	P29	54332441	Q15
54127502	J22	54211094	D19	54252494	N24	54300424	P29	54332457	S8
54127511	G58	54211095	D19	54252532	N24	54300427	P29	54332509	A145, Q19
54127512	C8	54211097	D19	54252536	N24	54300442	P29	54332586	Q15
54127517	L5	54211125	D19	54252546	N25	54300443	P29	54332599	T6
54127518	C8	54211148	D5	54252557	N25	54300504	P28	54332710	A99, Q19
54127522	J6	54211176	D5	54252580	N24	54300511	P18	54332711	A117, Q33
54130041	Q27	54211219	D5	54252676	N26	54300521	P28	54333114	L8
54130081	Q17	54211224	D5	54252690	N26	54330065	A16	54333157	R44
54130176	Q15	54211244	D5	54252703	N26	54330120	Q14	54333162	Q15
54130211	Q16	54211245	D5	54252708	N26	54330168	N29	54333487	Q33
54130281	Q17	54211246	D5	54252800	N24	54330169	N29	54333461	Q14
54130291	Q17	54211247	D5	54252850	N12	54330252	Q14	54360005	L8
54130301	Q27	54211248	D5	54252853	N27	54330288	Q14	54360040	B8
54130311	Q35	54211267	D7	54252946	N24	54330310	Q14	54360060	B8
54130361	Q17	54211277	D5	54253114	N27	54330331	Q14	54360085	A90, L8, T8
54130471	Q27	54211386	D19	54253117	N27	54330333	Q14	54360102	A147
54148517	Q17	54211531	D13	54253516	N24	54330335	Q14	54360116	B8
54148522	N24	54211541	D5	54253569	N28	54330337	Q14	54360192	A147
54150041	K17	54211544	D5	54254119	N27	54330363	Q16	54360193	A147
54150094	P25	54211545	D5	54254711	N27	54330528	A59, Q28	54360213	A32, T8
54150114	D5	54211557	D5	54300006	P29	54330552	Q15	54360247	A150, L8, T8
54151511	P28	54211600	D19	54300045	P27	54330574	Q14	54360248	A32
54160003	F40	54211618	D5	54300055	P28	54330577	Q14	54360259	A99
54190000	B18	54211620	D5	54300063	P28	54330740	A136, Q19, T6	54360309	B8
54190012	N29	54211730	D14	54300064	P28	54330741	A136, Q33, T6	54360320	B8
54190013	B18	54211822	D2	54300068	P28	54330747	A136, Q28, T6	54360325	B7
54190014	B18	54211889	D13	54300070	P28	54330748	A79, T8	54360327	L9
54190015	B18	54211890	D19	54300071	P28	54330749	A76, Q19, T6	54360331	B8
54190038	B18, D13	54211894	D19	54300074	P27	54330752	A82, Q19	54360363	A85, P31
54190042	A20, B18, T1	54211974	D2	54300077	P27	54330753	A53, Q19	54360365	P32
54190043	A20, B18	54211975	D2	54300102	P27	54330754	A53, Q33	54360366	P32
54190044	B18, D13	54211976	D2	54300103	P27	54330756	Q19, T7	54360367	P32
54190048	F59, T1	54211979	D13	54300117	P25	54330757	Q33	54360368	P32
54190076	B18	54212267	D7, D19	54300125	P25	54330758	A145	54360394	A153
54190096	B18	54212309	D5	54300150	P27	54330759	A82, Q19	54360395	A153

NUMERICAL INDEX



Part No.	Page No.	Part No.	Page No.	Part No.	Page No.	Part No.	Page No.	Part No.	Page No.
54360413	P32	54410952	F39	54412507	F54	54520549	G67	54570189	K7
54360419	A85, P31	54410984	F50	54412530	F53	54520550	G67	54570209	L5
54360420	A85, P31	54411090	F53	54412531	F48	54520551	G67	54570220	K44
54360421	A85, P32	54411100	F42	54412549	F36	54520576	G65	54570221	K43
54360425	A85, P31	54411101	F36	54412562	F52	54520582	G65	54570227	K43
54360426	A85, P31	54411165	F31	54412627	F51	54520598	G65	54570228	K45
54360427	A85, P31	54411178	F50	54412714	F53	54520599	G65	54570229	K43
54360429	P32	54411215	F34	54412731	F40	54520602	H12	54570230	K43
54360451	P32	54411216	F44	54412732	F48	54520607	G65	54570231	K43
54360477	L8	54411230	F35	54412741	F25	54520625	H12	54570233	K43
54360484	S4	54411232	F46	54412750	F53	54520650	G64	54570236	K43
54360500	A77, L8	54411233	F37	54412887	F46	54520651	G64	54570241	K57
54360522	L8	54411239	F43	54412895	F51	54520654	H10	54570242	K57
54360531	P32	54411241	F38	54412934	F50	54520655	H10	54570246	K44
54360537	B7	54411253	F40	54411935	F51	54520670	G67	54570247	K44
54360546	B8	54411290	F51	54412948	F46	54520673	G67	54570251	K43
54360552	A150, T8	54411301	F39	54412950	F46	54520674	G65	54570252	K43
54360577	P32	54411302	F41	54412958	F26	54520677	H10	54570255	K44
54360619	A85, P31	54411303	F46	54412974	F45	54520723	G58	54570257	K44
54360620	A85, P31	54411304	F40	54412981	F43	54520777	H15	54570258	K44
54360621	A85, P31	54411318	F51	54412982	F47	54520810	G67	54570263	J2
54360622	A85, P31	54411333	F36	54412983	F41	54520882	G66	54570264	J2
54360623	A85, P31	54411428	F43	54413002	F25	54520883	G67	54570270	J22
54360624	A85, P31	54411429	F46	54413006	F27	54520919	G67	54570271	J22, J26
54360627	P32	54411430	F35	54413020	F41	54521012	H12	54570272	J22
54360628	P32	54411463	F52	54413040	F32	54521013	H12	54570274	J22
54360655	B8	54411478	F50	54413086	F37	54521018	H13	54570286	K17
54380028	C14	54411479	F39	54413188	F31	54521019	H13	54570287	J2, J26
54380035	C14	54411480	F35	54413300	F34	54521032	G65	54570291	K43
54380088	C5	54411505	F52	54413568	F54	54521060	G67	54570292	K43
54380108	C13	54411507	F27	54418006	F31	54521067	H13	54570293	K43
54380114	C13	54411525	F46	54520057	H12	54521255	H15	54570296	K43
54380161	C5	54411529	F44	54520067	G59	54570007	K44	54570299	K43
54380176	C8	54411530	F46	54520068	G59	54570032	J2	54570300	K44
54380178	C9	54411531	F39	54520073	G57	54570035	K44	54570301	K43
54380181	C9	54411543	F41	54520077	H12	54570045	J6, J26	54570302	K44
54380190	C8	54411545	F35	54520122	G58	54570046	J6, J26	54570309	K13
54380281	C15	54411552	F49	54520131	G58	54570047	J6	54570311	K13
54380321	C8	54411553	F48	54520132	G58	54570048	J6	54570312	J22
54380341	C9	54411568	F35	54520136	G40	54570075	K43	54570315	K44
54380806	C8	54411585	F42	54520142	H12	54570076	K43	54570316	K44
54380858	C15	54411589	F49	54520144	H15	54570079	K43	54570318	K45
54380971	C9	54411598	F47	54520145	H12	54570081	K43	54570319	J2
54381111	C9	54411631	F48	54520146	H12	54570082	K43	54570320	J2, J26
54381184	C10	54411675	F52	54520148	G24	54570085	K42	54570322	J2, J26
54410063	F47	54411690	F44	54520150	G60	54570088	K42	54570323	J2, J26
54410187	F47	54411691	F39	54520154	G60	54570089	K42	54570324	J2, J26
54410271	F48	54411692	F51	54520158	G58	54570099	K43	54570331	K44
54410277	F52	54411693	F45	54520177	H12	54570102	K43	54570332	K44
54410282	F33	54411727	F35	54520187	G45	54570104	K43	54570333	K17
54410290	F35	54411740	F52	54520195	H12	54570105	K43	54570335	K44
54410294	F33	54411760	F50	54520249	H14	54570106	K43	54570354	K13
54410295	F51	54411772	F52	54520250	H14	54570113	J2	54570358	K7
54410349	F52	54411781	F10	54520256	H12	54570114	J2	54570359	K7
54410351	F52	54411814	F41	54520271	G60	54570115	J2	54570360	K44
54410355	F52	54411877	F52	54520275	G61	54570116	J2	54570363	J2
54410365	F50	54411899	F50	54520276	G61	54570132	J2, J26	54570365	K7
54410380	F48	54411901	F38	54520293	G61	54570134	J2	54570368	K44
54410386	F37	54411917	F49	54520344	G74	54570135	J2, J26	54570378	J2, J26
54410390	F54	54411933	F52	54520345	G74	54570137	J21	54570378	J2
54410393	F51	54411934	F52	54520346	G74	54570139	J2, J26	54570381	J2
54410405	F37	54411935	F52	54520348	H10	54570141	K6	54570391	J2, J26
54410406	F42	54412033	F31	54520352	H9	54570142	K6	54570392	J2, J26
54410416	F48	54412110	F50	54520368	G74	54570150	K43	54570395	J2
54410441	F26	54412119	F53	54520369	G74	54570155	K6	54570397	J2
54410450	F48	54412133	F53	54520411	G63	54570156	K6	54570398	J2
54410451	F48	54412142	F53	54520420	G66	54570157	K6	54570400	K44
54410460	F50	54412143	F53	54520443	G62	54570157	K6	54570404	J22, J26
54410498	F54	54412196	F39	54520446	G67	54570161	K7	54570406	J6
54410603	F49	54412231	F51	54520451	G67	54570162	K7	54570407	J6
54410620	F47	54412328	F52	54520459	G58	54570166	J2, J26	54570410	J6, J26
54410755	F50	54412348	F26	54520505	G67	54570174	K17	54570414	K44
54410823	F47	54412406	F54	54520508	G67	54570179	K44	54570415	K44
54410855	F50	54412407	F40	54520512	G67	54570181	K44	54570416	K44
54410912	F50	54412438	F47	54520514	G65	54570182	K44	54570417	K44
54410930	F50	54412504	F54	54520541	G67	54570186	K17	54570420	K44
					G68	54570187	K17	54570423	J22

continued



NUMERICAL INDEX

Part No.	Page No.	Part No.	Page No.	Part No.	Page No.	Part No.	Page No.	Part No.	Page No.
54570424	J6	54570664	K5	54571473	K57	54710491	A90	54711283	A8, R30, T8
54570425	K44	54570667	K44	54571498	K13	54710492	A90	54711284	A41, R30, T8
54570428	K44	54570668	K44	54571508	J3, J26	54710493	R44	54711285	A55, R30, T8
54570429	K44	54570677	K34	54571509	J3, J26	54710508	A80, R24	54711296	R44
54570436	K44	54570678	K45	54571520	K13	54710509	A80, R24	54711300	R44
54570437	K44	54570698	K17	54571527	J23	54710522	R19	54711301	A132, R24
54570440	L4	54570731	K7	54571527	J6	54710529	R19	54711303	R23
54570442	K36	54570738	K54	54571541	K13	54710531	R19	54711349	R18
54570446	K45	54570742	K44	54571576	K6	54710532	R19	54711368	R23
54570450	K45	54570743	K44	54571591	J3	54710533	R19	54711431	A48, R33
54570451	K45	54570747	K45	54571600	K44	54710542	R35	54711432	A48, R33
54570453	K45	54570749	K45	54571601	J5	54710550	A51, R24	54711434	R33
54570454	K45	54570750	K44	54571639	J24, J26	54710551	A51, R24	54711450	A22, R34, T8
54570455	K45	54570751	K44	54571661	J3	54710565	R19	54711451	A22, R34, T8
54570460	K44	54570755	K51	54571665	K36	54710566	R19	54711523	A55, R19
54570461	K44	54570762	K40	54571736	K44	54710567	R19	54711525	A85, R33
54570466	K45	54570766	K42	54571737	K44	54710569	R19	54711526	A85, R33
54570471	J2, J26	54570767	K42	54571738	K44	54710570	R19	54711529	A48, R35
54570473	J2, J26	54570777	K34	54571870	K45	54710610	A132, R24	54711530	A41, R33
54570476	K44	54570779	K5	54572090	L5	54710612	A132, R24	54711531	A41, R33
54570495	K45	54570787	K44	54572157	K13	54710619	A33, R24	54711532	A55, R33
54570496	K45	54570806	K21	54572361	K43	54710620	A32, R24	54711533	A55, R33
54570505	K43	54570810	K45	54640181	N29	54710644	R23	54711534	A54, R33
54570506	K43	54570814	K45	54640254	S6	54710655	A67, R24	54711535	A54, R33
54570507	K44	54570815	K45	54640267	N29	54710656	A85, R29	54711536	A18, R33, T8
54570514	K57	54570824	K13	54640364	N29	54710682	R23	54711537	A18, R33, T8
54570516	K57	54570831	K13	54680138	E3	54710683	R23	54711538	A23, R33
54570517	K57	54570832	K13	54680139	E3	54710692	A150, R24	54711539	A23, R33
54570520	K19	54570833	K13	54680536	E4	54710693	A150, R24	54711540	A37, R33
54570521	K19	54570889	J23	54680574	E4	54710694	A85, R24	54711541	A37, R33
54570522	K19	54570900	J21	54680655	E4	54710695	A85, R24	54711542	R33
54570524	K19	54570903	J23	54710005	A18, R37, T8	54710699	R23	54711543	R33
54570530	K19	54570911	J6, J26	54710006	A18, R37, T8	54710706	A143, R24	54711544	A26, R33
54570535	K19	54570912	J6, J26	54710008	A80, R33	54710707	A143, R24	54711545	A26, R33
54570536	K19	54570914	J23, J26	54710009	A80, R33	54710716	R44	54711546	A90, R33
54570537	K19	54570915	K45	54710042	R19	54710776	R23	54711547	A90, R33
54570538	K19	54570923	K45	54710047	R19	54710837	A26, R24	54711552	A144, R33, T8
54570544	K45	54570929	K46	54710048	R19	54710838	A26, R24	54711553	A144, R33, T8
54570551	J2	54570937	K46	54710077	R19	54710839	A26, R24	54711555	A20, R34
54570552	K43	54570959	K46	54710127	R19	54710865	R16	54711556	A20, R34
54570555	K43	54570960	J23	54710139	R18	54710866	R16	54711557	A54, R34
54570557	J2	54570989	K46	54710142	A37, R24	54710869	A26	54711558	A54, R34
54570561	K44	54570990	K46	54710143	A37, R24	54710870	A26	54711561	A89, R34, T8
54570562	K44	54570992	J23	54710150	R23	54710951	A144, R24	54711562	R34, T8
54570563	K7	54571012	K45	54710155	R23	54710952	A144, R24	54711563	R34, T8
54570579	K7	54571013	K45	54710162	R19	54710968	R29	54711564	R34
54570581	K44	54571036	K46	54710173	A8, R24	54711022	R17	54711565	A68, R34
54570583	J3, J26	54571050	K46	54710174	A8, R24	54711025	A96, R24	54711566	A68, R34
54570589	K46	54571066	K57	54710180	A42, R24	54711026	A96, R24	54711567	A85, R34
54570590	K46	54571068	K57	54710186	A87, R24	54711033	R23	54711568	A85, R34, T8
54570591	K46	54571070	K41	54710207	A23, R24	54711034	R23	54711569	A87, R34
54570604	K45	54571071	K42	54710208	A23, R24	54711057	R17	54711570	A87, R34, T8
54570609	J2	54571072	K41	54710230	A37, R33	54711059	A20, R24	54711571	A107, R34, T8
54570616	K45	54571096	K57	54710231	A37, R33	54711060	A20, R24	54711572	A107, R34
54570617	K45	54571109	K57	54710232	A41, R33	54711068	A36, T8	54711573	R34, T8
54570619	J2, J26	54571112	K7	54710233	A41, R33	54711069	A36, T8	54711574	R34
54570620	J2, J26	54571128	K57	54710260	R19	54711074	A36, R29	54711585	A48, R24
54570621	J3, J26	54571132	K57	54710280	A117, R24	54711077	R44	54711609	A54, R24
54570622	J3, J26	54571147	K36	54710282	R16	54711095	R44	54711613	A20, R30
54570623	J2, J26	54571148	K57	54710348	R16	54711100	R23	54711614	A132, R29, T8
54570624	J2, J26	54571149	J6	54710349	A80, R24	54711101	R23	54711632	A72, R24
54570629	K44	54571158	J3	54710362	A72, R24	54711103	R29	54711646	A68, R24
54570631	K44	54571174	K57	54710363	A72, R24	54711200	T8	54711647	A68, R24
54570635	K45	54571199	K46	54710365	T6	54711201	A8, R35, T8	54711648	A144, R24
54570636	K44	54571255	K5	54710401	A36, R19	54711202	A8, R35, T8	54711649	A144, R24
54570639	K44	54571256	K5	54710402	A36, R19	54711210	T8	54711656	R44
54570640	K44	54571268	J3	54710413	A99, R24	54711211	A8, R33, T8	54711657	A85, R44
54570645	J22	54571276	K57	54710414	A8, R24	54711212	A8, R33, T8	54711658	A85, R44, T8
54570646	J23	54571283	K57	54710418	A36, R19	54711248	A18, R24	54711672	A132, R44
54570647	K6	54571298	J23	54710463	R23	54711249	A18, R24	54711716	A48, R24
54570648	K45	54571313	K43	54710472	A36, R19	54711250	A18, R24	54711719	R17
54570651	J2	54571314	K43	54710473	R19	54711270	A147, R24	54711743	R30
54570653	K44	54571328	J3, J26	54710428	R16	54711271	A147, R24	54711780	R29
54570657	K57	54571329	J3	54710484	T6	54711280	A80, R29	54711781	R30
54570658	K57	54571330	K45	54710485	R44	54711281	A132, R30	54711838	R18
54570662	K57	54571355	K57	54710490	R44	54711282	A54, R30	54711882	R23

NUMERICAL INDEX



Part No.	Page No.	Part No.	Page No.	Part No.	Page No.
54711928	R44	A335	D27	BEPKE85-117	A61
54712027	R33	A368	N36	BEPKE85-131	A61
54712028	A55, R33	A369	N35	BEPMN80A59	A114
54712029	A55, R33	A395	D27	BEPMZ80A67	A70
54712030	A20, R33	A399	D27	BEPMZ80A83	A114
54712031	A20, R33	A413	D28	BEPMZ80A96	A114
54712050	R35	A421	D28	BEPMZ80A99	A35
54712051	R35	A474	N37	BEPMZ80A100	A35
54712081	A67, R35, T8	A524	N38	BEPMZ80A128	A141
54712110	R35, T8	A569	D27	BEPMZ80A129	A32
54712111	A120, R35, T8	A574	N39	BEPMZ80A130	A60
54712121	R19	A579	N38	BEPMZ80A131	A32
54712122	R19	A594	N39	BEPMZ80A146	A60
54712164	R19	A638	N39	BFA5P1	A35
54712198	A134, R24	A720	D27	BFA5P2	A114
54712199	A134, R24	A4134P	B10	BFJSJ1-501	A35
54712205	R30	A4138A	B10	BFPK22N1	A57
54712207	R23	A4138B	B10	BFPK22N68	A35
54712339	R23	AAL4B75-90	A44	BFPK22P68	A35
54712384	R29	AAL4B75-110	A44	BFPK22P70	A44
54712385	R29	AAL6B75-66EL	A44	BFPUE2-54Z	A35
54712397	A91, R19	AAL6B75-82E	A44	BK15	C22
54712402	R26	AAL6B75-91	A44	BK16	C22
54712462	R30	AAL6B75-92	A44	BKB32S630	A44
54712463	R18	AAL6B75-106	A44	BKB35S87	A35
54712958	R17	AAR6A75-3E	A35	BKB35S668	A32
54712959	R18	AAR6A75-72E	A35	BKB40S697	A56
54712961	R18	AAR6B75-72E	A36	BKB40S5003N	A55
54713149	R29	BBNFA11	N35	BKB40S5008D	A133
54713162	R19	BBNFA13	N36	BKB50S622	A141
54713224	R36	BBNFA41	Q38	BKB50S675	A141
54713225	R36	BBNG1	N37	BKBL52S656	A61
54850009	P28	BCK3	C22	BKBL67S668	A35
54850019	A152	BCK26	C22	BKBL97S673	A44
54850020	P28	BDL105S6125	A44	BKBL97S5048	A44
54850030	P28	BDL110S6133	A35	BPE3A60S310-3S6318	A151
54850040	P29	BDL110S6267	A58	BPE3A60S320-3S6432	A151
54850043	P29	BDLL10S6134	A61	BPE3A60S320-3S6449	A151
54850082	A144	BDLL10S6213	A61	BPE3A60U320-3S6449	A151
54850084	A144	BDLL150S6194	A35	BPE4A60S120S6341EL	A141
54850085	A144	BDLL160S6173	A44	BPE4A60S120S6342EL	A141
54850086	A144	BDN4S1	A141	BPE4A60S310S6319	A35
54850094	A85	BDN4SP6188	A56	BPE4A60S310S6383	A69
54850095	A85	BDN4SP6263	A92	BPE4A60U310S6383	A69
54850118	P29	BDN12SD6236	A55	BPE4A65S210S6355EL	A32
54940043	P29	BDN12SP6A	A32	BPE4A65U210S6355EL	A32
54940631	P27	BDNOSD21	A141	BPE6A60Q310S554	A70
54940878	A75, L7, T8	BDNOSP6209	A133	BPE6A60Q310S6237	A35
54941174	B17	BEPAMN80A122	A45	BPE6A60Q320-3S338	A114
54941176	B15	BEPAMN80A132	A45	BPE6A60Q320-3S338E	A114
54941177	B15	BEPAMZ80A99	A58	BPE6A60S310S6321	A35
54941178	B15	BEPAMZ80A131	A32	BPE6A60S310S6381	A58
54941179	B15	BEPAMZ80A133	A58	BPE6A60S320-3S6222E	A114
54941180	B17	BEPAMZ80A134	A69	BPE6A60U310S6381	A58
54941181	B17	BEPAMZ80A136	A60	BPE6A70R320S6302	A45
54941182	B17	BEPAMZ80A144	A151	BPE6A70R320S6360	A44
54941183	B17	BEPBMN80A135	A44	BPE6A70R320S6387	A45
54941184	B17	BEPBMZ80A131	A32	BPE6A70T320S6387	A70
54941185	B17	BEPBMZ80A133	A58	BS512K66	A35
54941186	B17	BEPBMZ80A134	A69	BS512K93	A133, N35
54942057	P28	BEPBMZ80A136	A60	BS512L66	A35, N35
54942078	B18, T1	BEPK40-40-102	A32	BS512L93	A133, N35
54942079	B18, T1	BEPK42-42-111S	A32	BS512M7	N35
54942747	B18	BEPK44-44-114	A44	BS512M67	A138, N35
54942784	D2	BEPK50-50-65	A70	BS512M-P66	N35
54944006	P29	BEPK50-50-77	A57	BS512M-P93	N35
54944091	A132, C10	BEPK50-50-101	A58	BS524K60	A114
54944092	A132, C10	BEPK50-50-106	A35	BS524K-L60	A116
54944643	P29	BEPK50-50-107	A58	BS524L60	N36
54944812	A141, L7, T8	BEPK50-50-114	A44	BS524M88	N36
54944898	B18	BEPK50-50-120	A36	BS524M99	N36
54945043	A77, L7, T8	BEPK58-46-71	A114	BS524M-P60	N36
54945781	G48	BEPK60-46-80	A114	BS524M-P97	N36
54945782	G47	BEPKE85-99V	A61	BS524M-P101	N36

continued



NUMERICAL INDEX

Part No.	Page No.	Part No.	Page No.	Part No.	Page No.	Part No.	Page No.
BS524M-P127	N36	F86	D27	MM17	A69	NU3-3Z1	D28
BLT7A	A20	F204	D28	MT11A	A71	NU3-10Z1	D27
BNW9F	A109	F205	N35	MT13A	A69	NU4-4T	C22
BT7A	A20	F207	N36	MT15E-6	A40	NU7-11Z1	N35
BT9A	A12	F208	N36	MT17E	A44	NW1-10Z1	N38
BT9A-3	A40	F220	D28	MT19E	A31	NW1-22Z1	N38
BT11A	A25	F266	N35	MT21E	A71	NW2-90Z1	N38
BTZ9A	A55	F267	N36	MX9A-2	A137	NW3-21T	N35
BV11A	A86	F269	N36	MX17T	A62	NW5-17	Q38
BZKG31-9Z	A35	F271	N37	N4	C22	NW5-18	N35
BZKG31-502	A114	F272	N37	N5	C22	P12-6	C22
BZKG31-538	A35	F274	N37	N10	C22	P24-6	C22
BZKH31-538	A89	F328	N38	N13	C22	PN150-1	A114
C20	C22	F336	N37	NC1-4	D24, D27	PN150-2	A115
C21	C22	F338	N37	NC1-6	D24, D27	PNH1	A114
CA4512-2	N38	F352	D27	NC2-4	D24, D27	PNH2	A114
CA45A12-2	N38	F375	D27	NC2-5	D24, D27	PUW7E-4	A73
CA45A12-3	N39	F380	N39	NC2-7	D24, D28	RCPR11A	A9
CA45A12-6	N39	F409	N38	NC2-8	D24, D28	RPB20A	A71
CA45A12-8	N39	F425	N39	NC2-16	D24, D27	RPB20D	A44
CA45A12-13	N39	F426	N39	NC7-3	N38	RPB23	A44
CA45C12-2	N38	FCB3	A61	NC7-7	N38	RPE7	A151
CA45C12-3	N39	FCB5	A61	NJ1-38	D28	RPE10	A151
CA45C12-4	N39	FDC6248220	A44	NK1-5	D27	RPE11	A44
CA45C12-13	N39	FDC6248230	A44	NK1-6	D27	RPE13D	A44
CLRT9-1	C22	FG11E	A84	NK1-8	D27	RPE17	A44
CLRT9-2	C22	FRLTZ9A	A133	NK1-9	D28	SG9A	A19
CN1	A44	FRT9A-8	A69	NK1-19	N35	SG9E	A90
CN17	A44	FRVZ9A	A99	NL3F80-96	A61	SG11A	A11
CX13A	A89	FT9A	A132	NL3F80-97	A93	SG11E	A18
D5LFA10	A39, D27	GLT7A	A5	NL3F80-181	A61	SG13E	A89
DFP3-13	A61	GLT9A	A20	NP1-5	D27	SLG11A	A102
DFP3-26	A61	GLTW7A	A54	NP1-8	D28	SLG11E	A5
DFP6-3	A44	GT7A	A6	NP1-11	Q38	SLG13E	A8
DFP6-4	A44	GT7A-3	A20	NS7-76Z1	N35	SLT11E	A30
DPA3240091	A133	GT9A	A11	NS16-10Z1	D27	SLT13A	A5
DPA3240095	A133	GT9A-2	A122	NS16-11Z1	N35	SLT13E	A68
DPA3240097	A133	GT9A-3	A30	NS16-12Z1	N35	SLT15E	A26
DPA3246020	A56	GT11A	A5	NS16-13Z1	N35	SLTW11A	A102
DPA3246070	A56	GT11A-3	A15	NS16-27Z1	D27	SLTW11E	A103
DPA3246071	A56	GTW7A	A77	NS16-36Z1	C22	SLTW15E	A30
DPA3246072	A56	GTW9A-2	A86	NS19-12Z1	N35	SP512-1	N37
DPA3246073	A56	GTW11A	A26	NS19-19T	C22	SP512-3	A36, N37
DPA3246103	A56	GTZ11A-2	A15	NS21-19T	C22	SP512A1	N37
DPA3246175	A55	GU11E	A95	NS21-72T	C22	SP512A3	N37
DPA3264003	A58	GV13A	A15	NS22-14Z1	N35	SP512A13	N37
DPA3264035	A58	H5512-7	A116, D28	NS34-10Z1	C22	SP512B3	N37
F2-1	A116	HO7A-8	A82	NS36-1T	N38	ST11A	A113
F2-7	A151	HOH7A-8	A123	NS37-5Z1	D27	STG11E	A86
F2-8	A44	HPI-1	A44	NS37-10Z1	D28	STGK9E	A102
F2-9	A32	HRLT23D	A63	NS37-15Z1	C22	STGW9E	A102
F2-13	A61	HRT17D	A64	NS37-47Z1	N38	STGW11E	A94
F2-14	A44	HRT17E	A45	NS39-2Z1	N38	STGX9E	A123
F2B-3	A44	HRT21E	A69	NS39-10T	D27	STGZ9E	A100
F2B-8	A70	HV27E	A45	NS39-14T	C22	STWD17E	A39
F2B-9	A32	HV27E-6	A44	NS39-15T	C22	STXK13A	A55
F2B-13	A61	LMCXBW9A	A114	NS40-13Z1	C22	STXT15E-6	A43
F2B-14	A44	LMXBW17E	A35	NS42-2T	D28	STXT19E	A29
F2B-22	A58	LP9	A61	NS53-18Z1	N37	STXW9E	A102
F4-1	A56	LP16	A35	NS76-12Y1	N35	STXW13A	A42
F4-2	A133	LPB16	A36	NS85-1Z1	C22	STXW19E	A62
F4-3	A58	LPB25	A61	NS85-28Z1	D27	STXWT19E	A94
F4B-2	A55	LPB34	A61	NS100-4Z1	N38	STXZD17E	A39
F4B-3	A56	LPE14	A36	NU2-2T	D28	T-TX19-T	A140
F4B-5	A58	MCX9A	A115	NU2-5T	Q38		